

ALAN M. ARAKAWA  
Mayor



MARK R. WALKER  
Director

RECEIVED

JOHN C. KULP  
Deputy Director

2018 NOV 14 PM 2:40

OFFICE OF THE MAYOR

COUNTY OF MAUI  
**DEPARTMENT OF FINANCE**  
200 S. HIGH STREET  
WAILUKU, MAUI, HAWAII 96793

November 13, 2018

Honorable Alan M. Arakawa  
Mayor, County of Maui  
200 South High Street  
Wailuku, Hawaii 96793

For Transmittal to:

Honorable Mike White, Chair  
and Members of Maui County Council  
200 South High Street  
Wailuku, Hawaii 96793

RECEIVED  
2018 NOV 15 AM 9:36  
OFFICE OF THE  
COUNTY CLERK

APPROVED FOR TRANSMITTAL  
  
Mayor Date

Dear Chair White and Members:

**SUBJECT: FINANCE DIRECTOR'S QUARTERLY REPORT AS OF SEPTEMBER 30, 2018 (FISCAL YEAR 2019 FIRST QUARTER)**

In compliance with the Maui County Code 3.08 and the Charter of the County of Maui, Section 8-4.3, I am transmitting one (1) bound copy along with a CD of the Finance Director's Quarterly Report for Fiscal Year (FY) July 1, 2018 to June 30, 2019 as of September 30, 2018 and the Capital Improvement Project as of September 30, 2018.

The numbers presented on these reports are unaudited and maybe subject to change pending completion of the County's FY 2018 Comprehensive Annual Financial Report. The reports are also available online on the County of Maui website, under the Department of Finance, Reports & Documents, Finance Director's Quarterly Report, Fiscal Year 2019, 1<sup>st</sup> Quarter.

Should you have any questions, please feel free to contact me at x7474.

Sincerely,


MARK R. WALKER  
Director of Finance


MW:kc

Attachments

- xc: Patrick K. Wong, Corporation Counsel
- Keith Regan, Managing Director
- Sandy Baz, Budget Director
- Rod Antone, Community Relations and Communications Director

COUNTY COMMUNICATION NO. 18-424






# COUNTY OF MAUI

STATE OF HAWAII

FINANCE DIRECTOR'S QUARTERLY REPORT

FISCAL YEAR JULY 1, 2018 TO JUNE 30, 2019  
AS OF SEPTEMBER 30, 2018



## TABLE OF CONTENTS

### I Graphic Overview:

Revenue - Budget Ordinance by Category	9
Expenditure by Department	10
Countywide Expenditures	12

### II Revenue:

A) Budget Ordinance	
General Fund	-General 15
	-Liquor Control 16
Special Revenue Fund	- Highway 17
	-Wastewater 17
	-Bikeway 17
	-Solid Waste 18
Debt Service Fund	-Debt Service 19
Capital Projects Fund	-Parks Assessment CIP 20
Enterprise Fund	-Golf Course 21
Utility Enterprise Fund	-DWS Revenue Fund 22
	-DWS Water System Dev. 22
B) Appendices / Other	
Special Revenue Fund	-County Revolving 27
	-Intergovernmental Grant 27
	-Sec 8 HUD Housing 28
	-Special Assmt Parks 28
	-Special Assmt Sewer 28
Capital Projects Fund-	29
Utility Enterprise Fund -	31

### C) Grant Revenue Report

-Office of Mayor	35
-Management	43
-Prosecuting Attorney	44
-Finance	48
-Planning	50
-Police	51
-Fire and Public Safety	64
-Emergency Management Agency	67
-Housing and Human Concerns	69
-Parks and Recreation	82
-Public Works	83
-Transportation	84
-Environmental Management	86

### III Expenditures:


A) Operations by Activity	91
B) Grant Programs	111
C) Revolving / Special Programs	123

### IV Capital Improvement Program by District:

Hana	129
Paia-Haiku	132
Makawao-Pukalani-Kula	135
Wailuku-Kahului	140
Kihei-Makena	149
West Maui	154
Lanai	159
Molokai	160
Countywide	162

### V Appendix:

Glossary	183
Fund Descriptions	185




---

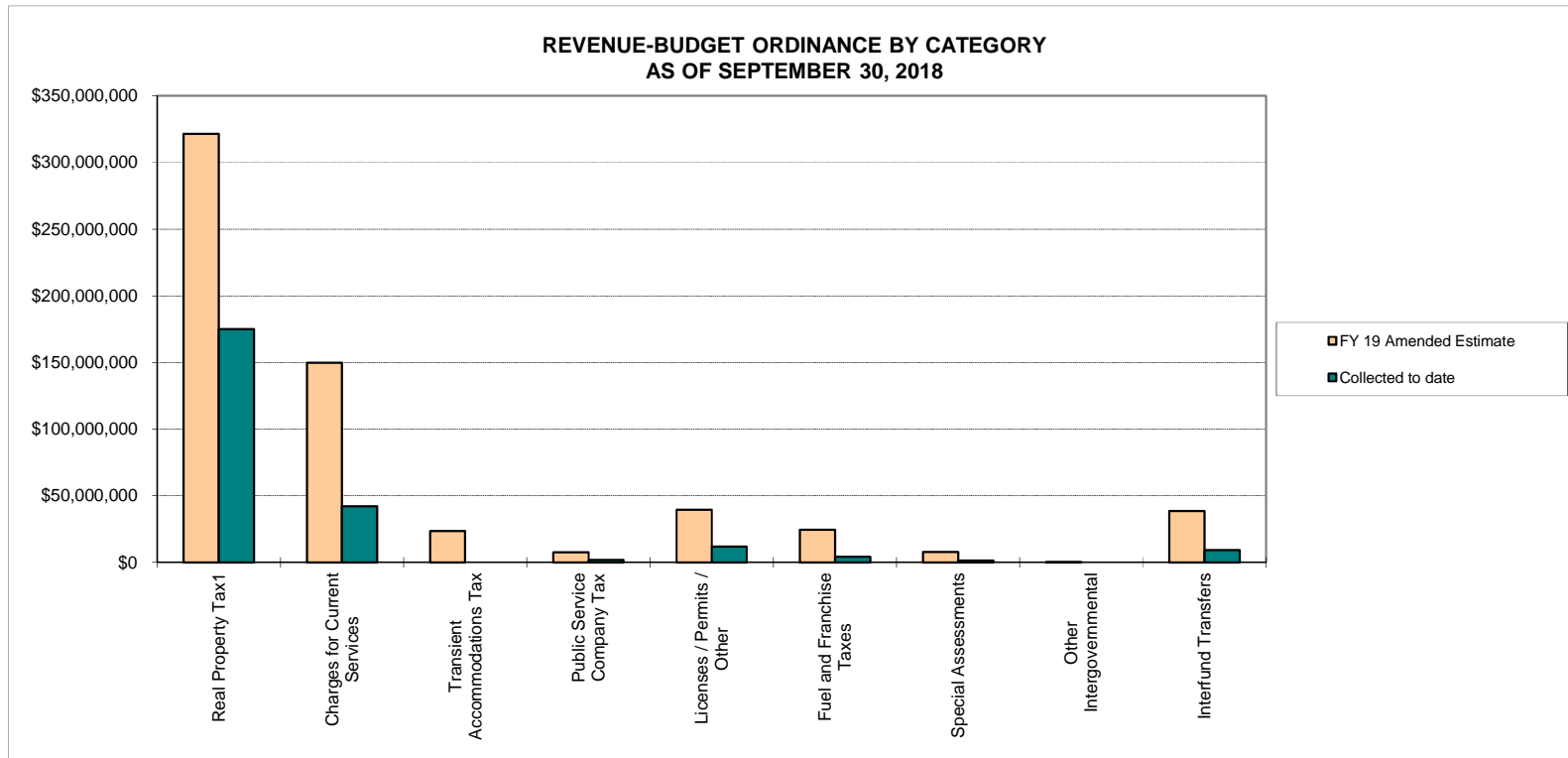
# I. Graphic Overview

---

I. Graphic Overview







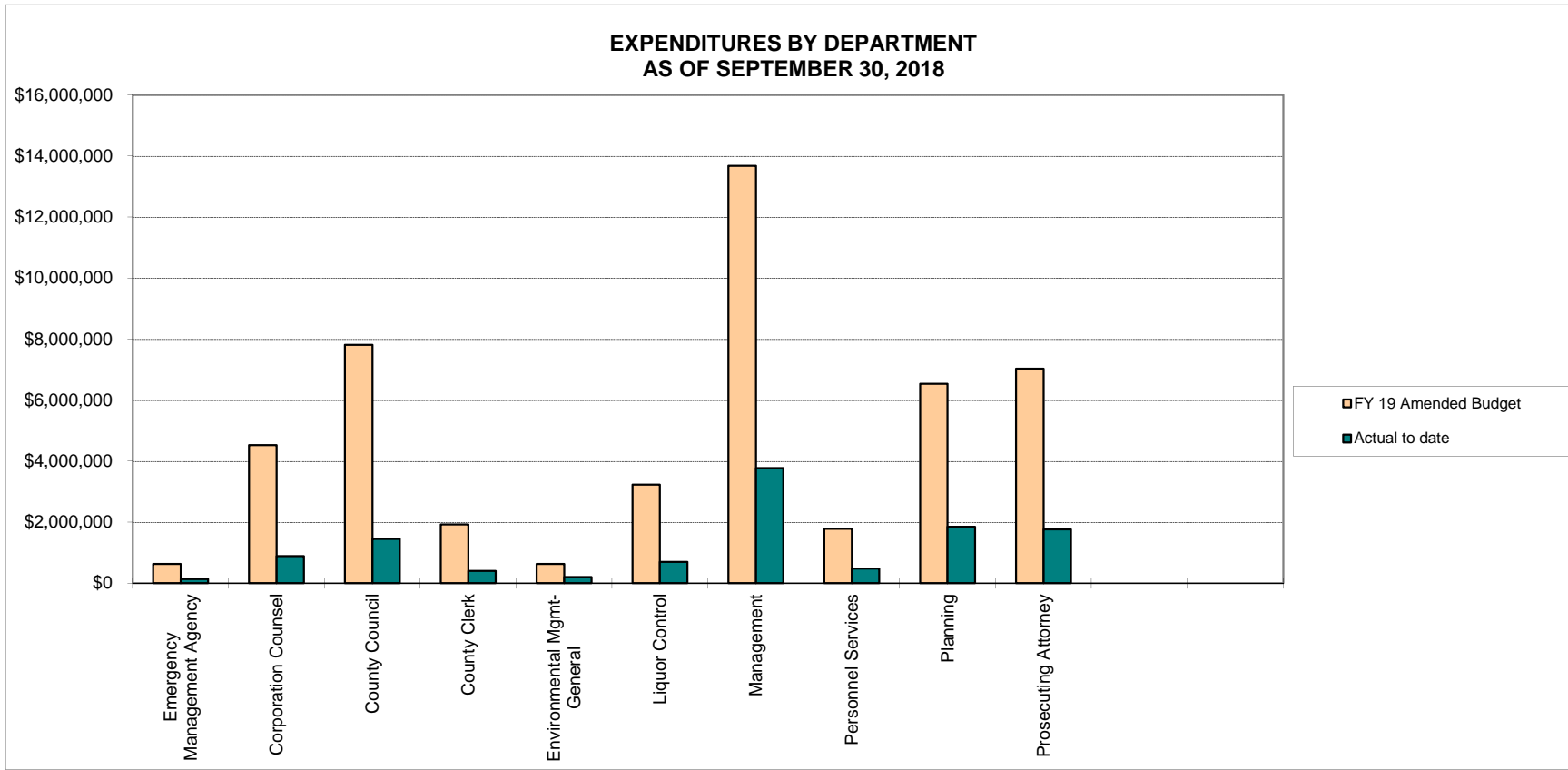
	FY 19 Original Estimate	FY 19 Amended Estimate	Collected to date	Budget (Over)/Under	% Collected	% Over/(Under) <sup>*</sup> Prorated Estimate
Real Property Tax <sup>1</sup>	321,485,722	321,485,722	174,849,257	146,636,465	54%	29%
Charges for Current Services	149,631,691	149,631,691	42,035,469	107,596,222	28%	3%
Transient Accommodations Tax	23,484,000	23,484,000	-	23,484,000	0%	(25%)
Public Service Company Tax	7,500,000	7,500,000	1,809,875	5,690,125	24%	(1%)
Licenses / Permits / Other	39,500,999	39,500,999	11,683,386	27,817,613	30%	5%
Fuel and Franchise Taxes	24,311,000	24,311,000	4,197,111	20,113,889	17%	(8%)
Special Assessments	7,602,000	7,602,000	1,219,615	6,382,385	16%	(9%)
Other Intergovernmental	75,000	75,000	-	75,000	0%	(25%)
Interfund Transfers	38,485,216	38,485,216	9,192,469	29,292,747	24%	(1%)
<b>Total<sup>2</sup></b>	<b>612,075,628</b>	<b>612,075,628</b>	<b>244,987,182</b>	<b>367,088,446</b>	<b>40%</b>	<b>15%</b>

**NOTES:**

<sup>1</sup> Net of circuit breaker adjustment.

<sup>2</sup> Total does not include carryover/savings, bond/lapsed bond proceeds, and/or State Revolving Fund (SRF) loan.

\* Prorated Estimate is 25% of Amended Estimate.

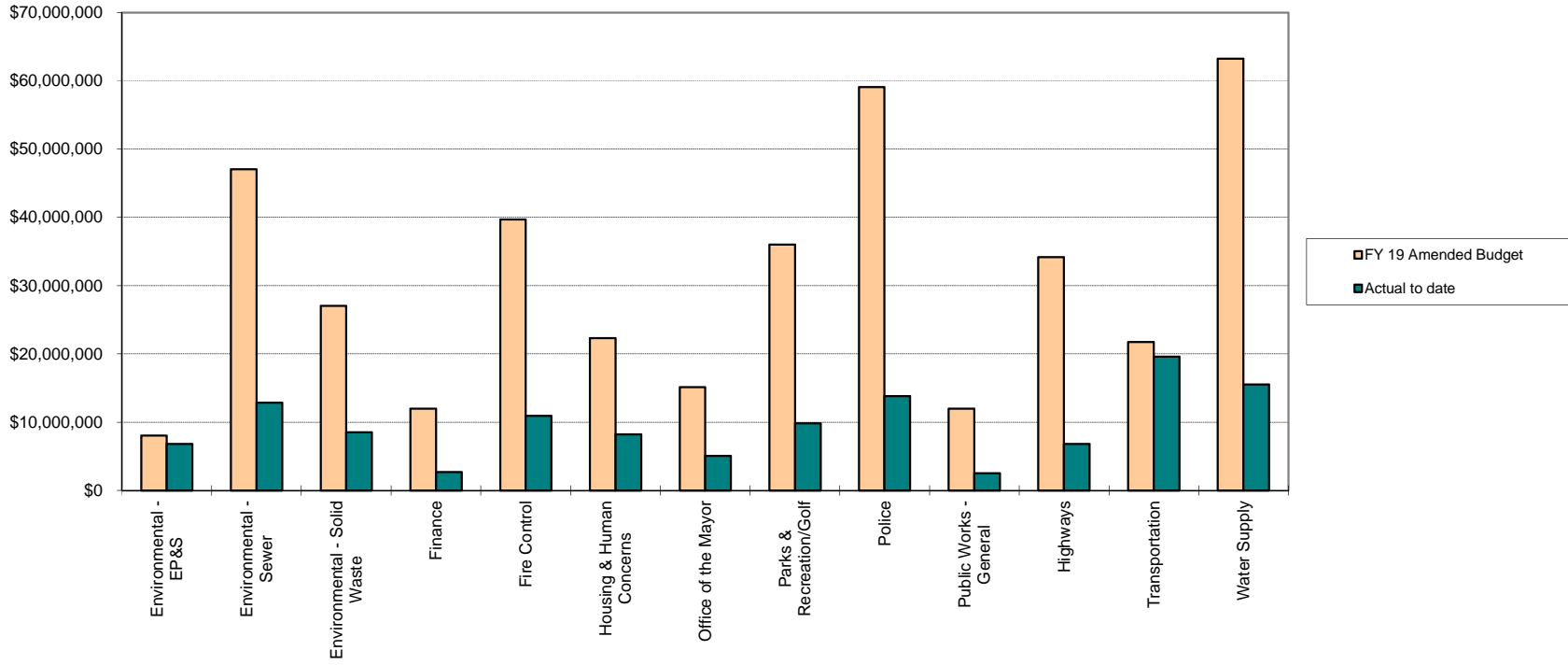


Actual includes encumbrances

	FY 19 Original Budget	FY 19 Amended Budget	Actual to date	(Over)/Under	% Used	% (Over)/Under Prorated Budget *
Emergency Management Agency	630,983	630,983	138,758	492,225	22%	3%
Corporation Counsel	4,525,296	4,525,296	883,981	3,641,315	20%	5%
County Council	7,813,317	7,813,317	1,453,507	6,359,810	19%	6%
County Clerk	1,925,072	1,925,072	404,958	1,520,114	21%	4%
Environmental Mgmt-General	628,726	628,726	204,727	423,999	33%	(8%)
Liquor Control	3,227,750	3,227,750	694,576	2,533,174	22%	3%
Management	13,679,625	13,679,625	3,775,640	9,903,985	28%	(3%)
Personnel Services	1,780,093	1,780,093	477,035	1,303,058	27%	(2%)
Planning	6,538,606	6,538,606	1,852,277	4,686,329	28%	(3%)
Prosecuting Attorney	7,036,384	7,036,384	1,760,918	5,275,466	25%	(0%)

\*\* Prorated Budget is 25% of Amended Budget

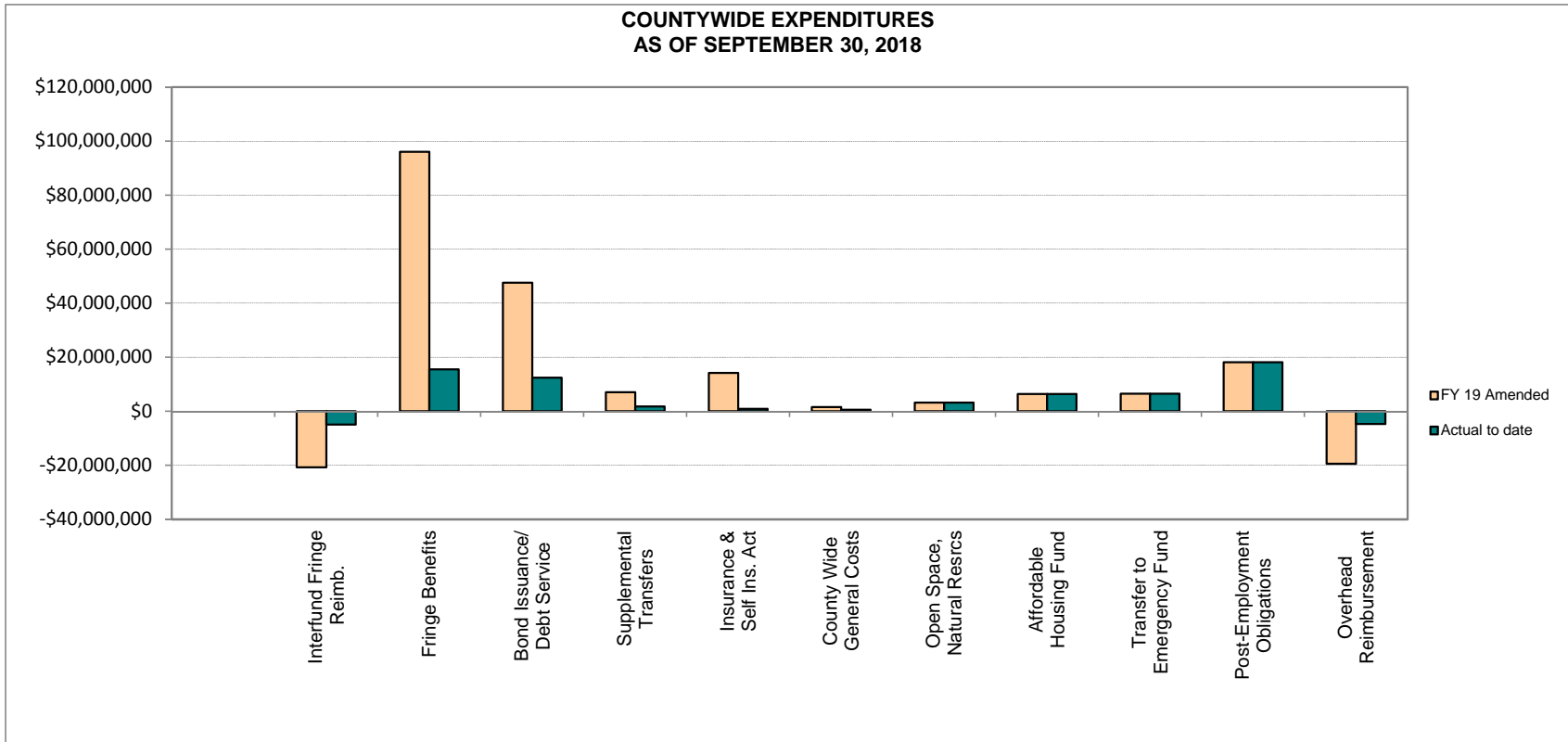
**EXPENDITURES BY DEPARTMENT  
AS OF SEPTEMBER 30, 2018**



Actual includes encumbrances

	FY 19 Original Budget	FY 19 Amended Budget	Actual to date	(Over)/Under	% Used	% (Over)/Under Prorated Budget *
Environmental - EP&S	8,079,658	8,079,658	6,839,027	1,240,631	85%	(60%)
Environmental - Sewer	47,061,979	47,061,979	12,851,030	34,210,949	27%	(2%)
Environmental - Solid Waste	27,045,652	27,045,652	8,521,885	18,523,767	32%	(7%)
Finance	11,998,861	11,998,861	2,710,657	9,288,204	23%	2%
Fire Control	39,689,331	39,689,331	10,931,225	28,758,106	28%	(3%)
Housing & Human Concerns	22,340,851	22,340,851	8,215,792	14,125,059	37%	(12%)
Office of the Mayor	15,128,920	15,128,920	5,091,894	10,037,026	34%	(9%)
Parks & Recreation/Golf	36,022,375	36,022,375	9,848,958	26,173,417	27%	(2%)
Police	59,104,657	59,104,657	13,857,380	45,247,277	23%	2%
Public Works - General	12,017,492	12,017,492	2,547,318	9,470,174	21%	4%
Highways	34,185,389	34,185,389	6,826,678	27,358,711	20%	5%
Transportation	21,762,732	21,762,732	19,597,906	2,164,826	90%	(65%)
Water Supply	63,232,460	63,232,460	15,530,600	47,701,860	25%	0%

\*\* Prorated Budget is 25% of Amended Budget



	FY 19 Original Budget	FY 19 Amended Budget*	Actual to date	(Over)/Under	% Used	% (Over)/Under Prorated Budget **
Interfund Fringe Reimb.	(20,683,536)	(20,683,536)	(4,846,873)	(15,836,663)	23%	2%
Fringe Benefits	96,048,913	96,048,913	15,559,993	80,488,920	16%	9%
Bond Issuance/Debt Service	40,395,403	47,620,959	12,515,586	35,105,373	26%	(1%)
Supplemental Transfers	7,109,552	7,109,552	1,777,389	5,332,163	25%	(0%)
Insurance & Self Ins. Act	14,245,384	14,245,384	942,541	13,302,843	7%	18%
County Wide General Costs	1,627,909	1,627,909	562,168	1,065,741	35%	(10%)
Open Space, Natural Resrcs	3,214,857	3,214,857	3,214,857	-	100%	(75%)
Affordable Housing Fund	6,429,714	6,429,714	6,429,714	-	100%	(75%)
Transfer to Emergency Fund	6,500,000	6,500,000	6,500,000	-	100%	(75%)
Post-Employment Obligations	18,126,930	18,126,930	18,126,930	-	100%	(75%)
Overhead Reimbursement	(19,401,799)	(19,401,799)	(4,642,109)	(14,759,690)	24%	1%
<b>Total</b>	<b>153,613,327</b>	<b>160,838,883</b>	<b>56,140,196</b>	<b>104,698,687</b>	<b>35%</b>	<b>(10%)</b>


\*\* Prorated Budget is 25% of Amended Budget

---

## II. Revenue

---

### II.A. Budget Ordinance



County of Maui  
Statement of Estimated and Actual Revenue  
Revenue - Budget Ordinance  
Fiscal Year Ending 6/30/2019 - as of 9/30/2018

10	*** GENERAL FUND	Prior	Amended	Year	Budget
Object		Year	Annual	to Date	(Over)/Under
* Char	** Subfund	Uncollected	Estimate	Collected	
*** Fund					
310	Real property taxes		321,485,722	174,849,257	146,636,465
312	Public Service Company Tax		7,500,000	1,809,875	5,690,125
<b>31</b>	<b>* Taxes</b>	<b>0</b>	<b>328,985,722</b>	<b>176,659,132</b>	<b>152,326,590</b>
321	Business licenses and permits		22,000	3,810	18,190
322	Other licenses & permit		3,500,000	959,557	2,540,444
323	Motor vehicle licenses & fees		4,000,000	1,057,171	2,942,832
<b>32</b>	<b>* Licenses and permits</b>	<b>0</b>	<b>7,522,000</b>	<b>2,020,538</b>	<b>5,501,466</b>
330	Federal grants		10,938		10,938
331	Federal payment in lieu of tax		7,188		7,188
333	Transient accommodation taxes		23,484,000		23,484,000
335	Federal grants passed thru the		50,000		50,000
336	State payment in lieu of taxes		6,875		6,875
<b>33</b>	<b>* Intergovernmental revenues</b>	<b>0</b>	<b>23,559,001</b>	<b>0</b>	<b>23,559,001</b>
341	General government		500,000	264,927	235,073
342	Safety		617,715	587,769	29,946
347	Recreation		400,000	67,002	332,999
<b>34</b>	<b>* Charges for current services</b>	<b>0</b>	<b>1,517,715</b>	<b>919,698</b>	<b>598,018</b>
351	Penalties and interest		2,000,000	742,506	1,257,494
353	Unclaimed monies			1,259	(1,259)
<b>35</b>	<b>* Fines and forfeitures</b>	<b>0</b>	<b>2,000,000</b>	<b>743,765</b>	<b>1,256,235</b>
361	Interest on investments		3,000,000	1,093,954	1,906,046
362	Rental income		100,000	30,750	69,250
<b>36</b>	<b>* Interest &amp; investment</b>	<b>0</b>	<b>3,100,000</b>	<b>1,124,704</b>	<b>1,975,296</b>
377	Miscellaneous general receipts		50,000	22,818	27,182
378	Miscellaneous program receipts		950,000	144,527	805,473
<b>37</b>	<b>* Other revenues</b>	<b>0</b>	<b>1,000,000</b>	<b>167,345</b>	<b>832,655</b>

**County of Maui**  
**Statement of Estimated and Actual Revenue**  
**Revenue - Budget Ordinance**  
**Fiscal Year Ending 6/30/2019 - as of 9/30/2018**

10	*** GENERAL FUND	Prior	Amended	Year	Budget
Object		Year	Annual	to Date	(Over)/Under
* Char ** Subfund *** Fund		Uncollected	Estimate	Collected	
741	Special Revenue Funds		16,547,755	4,062,439	12,485,317
744	Other Governmental Funds		4,531,920	1,132,980	3,398,940
745	Proprietary Funds		4,609,086	57,616	4,551,470
<b>74</b>	<b>* Transfers in</b>	<b>0</b>	<b>25,688,761</b>	<b>5,253,035</b>	<b>20,435,727</b>
<b>Subfund **</b>	<b>General Fund</b>	<b>0</b>	<b>393,373,199</b>	<b>186,888,217</b>	<b>206,484,988</b>
321	Business licenses and permits		2,282,587	916,891	1,365,696
<b>32</b>	<b>* Licenses and permits</b>	<b>0</b>	<b>2,282,587</b>	<b>916,891</b>	<b>1,365,696</b>
<b>Subfund **</b>	<b>Liquor Control Fund</b>	<b>0</b>	<b>2,282,587</b>	<b>916,891</b>	<b>1,365,696</b>
<b>Fund ***</b>	<b>GENERAL FUND</b>	<b>0</b>	<b>395,655,786</b>	<b>187,805,108</b>	<b>207,850,684</b>



County of Maui  
Statement of Estimated and Actual Revenue  
Revenue - Budget Ordinance  
Fiscal Year Ending 6/30/2019 - as of 9/30/2018

11	*** SPECIAL REVENUE FUND	Prior Year Uncollected	Amended Annual Estimate	Year to Date Collected	Budget (Over)/Under
Object	* Char ** Subfund *** Fund				
313	Franchise Tax		8,000,000		8,000,000
314	Fuel Tax		16,311,000	4,197,111	12,113,889
<b>31</b>	<b>* Taxes</b>	<b>0</b>	<b>24,311,000</b>	<b>4,197,111</b>	<b>20,113,889</b>
323	Motor vehicle licenses & fees		23,000,000	5,816,897	17,183,103
<b>32</b>	<b>* Licenses and permits</b>	<b>0</b>	<b>23,000,000</b>	<b>5,816,897</b>	<b>17,183,103</b>
343	Public Transit Bus Fare		2,700,000	620,790	2,079,210
<b>34</b>	<b>* Charges for current services</b>	<b>0</b>	<b>2,700,000</b>	<b>620,790</b>	<b>2,079,210</b>
740	General Fund			18,750	(18,750)
744	Other Governmental Funds		340,000	33,397	306,603
<b>74</b>	<b>* Transfers in</b>	<b>0</b>	<b>340,000</b>	<b>52,147</b>	<b>287,853</b>
<b>Subfund ** Highway Fund</b>		<b>0</b>	<b>50,351,000</b>	<b>10,686,945</b>	<b>39,664,055</b>
322	Other licenses & permit			10,030	(10,030)
<b>32</b>	<b>* Licenses and permits</b>	<b>0</b>	<b>0</b>	<b>10,030</b>	<b>(10,030)</b>
346	Waste management		55,125,972	13,519,051	41,606,919
<b>34</b>	<b>* Charges for current services</b>	<b>0</b>	<b>55,125,972</b>	<b>13,519,051</b>	<b>41,606,919</b>
378	Miscellaneous program receipts		40,000	6,146	33,854
<b>37</b>	<b>* Other revenues</b>	<b>0</b>	<b>40,000</b>	<b>6,146</b>	<b>33,854</b>
<b>Subfund ** Sewer Fund</b>		<b>0</b>	<b>55,165,972</b>	<b>13,535,227</b>	<b>41,630,743</b>
323	Motor vehicle licenses & fees		50,000	21,856	28,144
<b>32</b>	<b>* Licenses and permits</b>	<b>0</b>	<b>50,000</b>	<b>21,856</b>	<b>28,144</b>
741	Special Revenue Funds		78,267	19,567	58,700
<b>74</b>	<b>* Transfers in</b>	<b>0</b>	<b>78,267</b>	<b>19,567</b>	<b>58,700</b>
<b>Subfund ** Bikeway Fund</b>		<b>0</b>	<b>128,267</b>	<b>41,423</b>	<b>86,844</b>
344	Refuse		10,380,875	5,104,573	5,276,302

County of Maui  
Statement of Estimated and Actual Revenue  
Revenue - Budget Ordinance  
Fiscal Year Ending 6/30/2019 - as of 9/30/2018

11	*** SPECIAL REVENUE FUND	Prior	Amended	Year	Budget
Object		Year	Annual	to Date	(Over)/Under
* Char ** Subfund *** Fund		Uncollected	Estimate	Collected	
345	Landfill Disposal Fee		14,929,026	3,779,414	11,149,612
<b>34</b>	<b>* Charges for current services</b>	<b>0</b>	<b>25,309,901</b>	<b>8,883,987</b>	<b>16,425,914</b>
378	Miscellaneous program receipts			1,577	(1,577)
<b>37</b>	<b>* Other revenues</b>	<b>0</b>	<b>0</b>	<b>1,577</b>	<b>(1,577)</b>
<b>Subfund ** Solid Waste Fund</b>		<b>0</b>	<b>25,309,901</b>	<b>8,885,564</b>	<b>16,424,337</b>
380	Assessment revenue			176,590	(176,590)
<b>38</b>	<b>* Assessments</b>	<b>0</b>	<b>0</b>	<b>176,590</b>	<b>(176,590)</b>
<b>Subfund ** Special Parks Assessment</b>		<b>0</b>	<b>0</b>	<b>176,590</b>	<b>(176,590)</b>
380	Assessment revenue			194,291	(194,291)
<b>38</b>	<b>* Assessments</b>	<b>0</b>	<b>0</b>	<b>194,291</b>	<b>(194,291)</b>
<b>Subfund ** Special Sewer Assessment Fund</b>		<b>0</b>	<b>0</b>	<b>194,291</b>	<b>(194,291)</b>
344	Refuse			482,400	(482,400)
345	Landfill Disposal Fee		1,212,276	406,541	805,735
<b>34</b>	<b>* Charges for current services</b>	<b>0</b>	<b>1,212,276</b>	<b>888,941</b>	<b>323,335</b>
740	General Fund			984,346	(984,346)
741	Special Revenue Funds		6,867,382	450,371	6,417,011
<b>74</b>	<b>* Transfers in</b>	<b>0</b>	<b>6,867,382</b>	<b>1,434,717</b>	<b>5,432,665</b>
<b>Subfund ** Environmental P&amp;S Fund</b>		<b>0</b>	<b>8,079,658</b>	<b>2,323,658</b>	<b>5,756,000</b>
<b>Fund *** SPECIAL REVENUE FUND</b>		<b>0</b>	<b>139,034,798</b>	<b>35,843,698</b>	<b>103,191,098</b>

County of Maui  
Statement of Estimated and Actual Revenue  
Revenue - Budget Ordinance  
Fiscal Year Ending 6/30/2019 - as of 9/30/2018

12	*** DEBT SERVICE FUND	Prior Year Uncollected	Amended Annual Estimate	Year to Date Collected	Budget (Over)/Under
Object	* Char ** Subfund *** Fund				
682	Interest and issuance costs		345,825	345,826	(1)
684	Principal		1,144,579	1,144,578	1
<b>68</b>	<b>* Debt service</b>	<u>0</u>	<u>1,490,404</u>	<u>1,490,404</u>	<u>0</u>
	Subfund ** Debt Service Fund	0	1,490,404	1,490,404	0
Fund	*** DEBT SERVICE FUND	<u>0</u>	<u>1,490,404</u>	<u>1,490,404</u>	<u>0</u>

County of Maui  
Statement of Estimated and Actual Revenue  
Revenue - Budget Ordinance  
Fiscal Year Ending 6/30/2019 - as of 9/30/2018

13	*** CAPITAL PROJECTS FUND	Prior	Amended	Year	Budget
Object		Year	Annual	to Date	(Over)/Under
* Char	** Subfund	Uncollected	Estimate	Collected	
*** Fund					
744	Other Governmental Funds		2,802,000		2,802,000
74	* Transfers in	0	2,802,000	0	2,802,000
Subfund **	Parks Assessments CIP	0	2,802,000	0	2,802,000
361	Interest on investments			1,009	(1,009)
36	* Interest & investment	0	0	1,009	(1,009)
Subfund **	2008 GO Bond Issue	0	0	1,009	(1,009)
361	Interest on investments			682	(682)
36	* Interest & investment	0	0	682	(682)
Subfund **	2010 B GO Bond Issue tax exmpt	0	0	682	(682)
361	Interest on investments			666	(666)
36	* Interest & investment	0	0	666	(666)
Subfund **	2012 B GO Bond	0	0	666	(666)
361	Interest on investments			4,825	(4,825)
36	* Interest & investment	0	0	4,825	(4,825)
Subfund **	2014 GO Bond	0	0	4,825	(4,825)
361	Interest on investments			6,488	(6,488)
36	* Interest & investment	0	0	6,488	(6,488)
Subfund **	2015 GO Bond	0	0	6,488	(6,488)
Fund	*** CAPITAL PROJECTS FUND	0	2,802,000	13,670	2,788,330

County of Maui  
Statement of Estimated and Actual Revenue  
Revenue - Budget Ordinance  
Fiscal Year Ending 6/30/2019 - as of 9/30/2018


15	*** ENTERPRISE FUND	Prior Year Uncollected	Amended Annual Estimate	Year to Date Collected	Budget (Over)/Under
Object	* Char ** Subfund *** Fund				
347	Recreation		240,000	129,548	110,452
34	* Charges for current services	0	240,000	129,548	110,452
362	Rental income		83,412	17,250	66,162
36	* Interest & investment	0	83,412	17,250	66,162
740	General Fund		3,172,170	793,043	2,379,128
74	* Transfers in	0	3,172,170	793,043	2,379,128
Subfund	** Golf Course Special Fund	0	3,495,582	939,841	2,555,742
Fund	*** ENTERPRISE FUND	0	3,495,582	939,841	2,555,742

County of Maui  
Statement of Estimated and Actual Revenue  
Revenue - Budget Ordinance  
Fiscal Year Ending 6/30/2019 - as of 9/30/2018

25	*** UTILITY ENTERPRISE FUND Object * Char ** Subfund *** Fund	Prior Year Uncollected	Amended Annual Estimate	Year to Date Collected	Budget (Over)/Under
361	Interest on investments			7,013	(7,013)
36	* Interest & investment	0	0	7,013	(7,013)
	Subfund ** DWS 2012 GO BOND FUND	0	0	7,013	(7,013)
361	Interest on investments			345	(345)
36	* Interest & investment	0	0	345	(345)
	Subfund ** DWS 2014 GO BOND FUND	0	0	345	(345)
349	Water Sales		63,635,272	17,025,594	46,609,678
350	Other Revenue		738,788	197,421	541,367
34	* Charges for current services	0	64,374,060	17,223,015	47,151,045
361	Interest on investments		400,000	338,921	61,079
36	* Interest & investment	0	400,000	338,921	61,079
354	Other Non-Operating Revenue		23,000	189	22,811
37	* Other revenues	0	23,000	189	22,811
	Subfund ** DWS Revenue Fund	0	64,797,060	17,562,125	47,234,935
378	Miscellaneous program receipts			474,554	(474,554)
37	* Other revenues	0	0	474,554	(474,554)
	Subfund ** DWS DBCP Settlement Proceeds	0	0	474,554	(474,554)
372	Capital contributions			848,734	(848,734)
37	* Other revenues	0	0	848,734	(848,734)
748	Assessment Funds		4,800,000		4,800,000
74	* Transfers in	0	4,800,000	0	4,800,000
	Subfund ** DWS Water System Development	0	4,800,000	848,734	3,951,266
361	Interest on investments			1,421	(1,421)
36	* Interest & investment	0	0	1,421	(1,421)

County of Maui  
Statement of Estimated and Actual Revenue  
Revenue - Budget Ordinance  
Fiscal Year Ending 6/30/2019 - as of 9/30/2018

25	*** UTILITY ENTERPRISE FUND	Prior	Amended	Year	Budget
Object		Year	Annual	to Date	(Over)/Under
* Char ** Subfund *** Fund		Uncollected	Estimate	Collected	
Subfund **	DWS 2007 GO Bond Fund	0	0	1,421	(1,421)
361	Interest on investments			278	(278)
36	* Interest & investment	0	0	278	(278)
Subfund **	DWS 2009-10-11 GO BOND FUND	0	0	278	(278)
Fund ***	UTILITY ENTERPRISE FUND	0	69,597,060	18,894,470	50,702,590
	Grand Total	0	612,075,630	244,987,191	367,088,444






---

# II. Revenue

---

## II.B. Appendices / Other



County of Maui  
Statement of Estimated and Actual Revenue  
Revenue - Appendices/Other  
Fiscal Year Ending 6/30/2019 - as of 9/30/2018

11	*** SPECIAL REVENUE FUND	Prior Year Uncollected	Amended Annual Estimate	Year to Date Collected	Budget (Over)/Under
Object	* Char ** Subfund *** Fund				
322	Other licenses & permit		14,790	14,746	44
324	Ocean Permits			3,000	(3,000)
<b>32</b>	<b>* Licenses and permits</b>	<b>0</b>	<b>14,790</b>	<b>17,746</b>	<b>(2,956)</b>
347	Recreation			300	(300)
<b>34</b>	<b>* Charges for current services</b>	<b>0</b>	<b>0</b>	<b>300</b>	<b>(300)</b>
352	Fines			30,051	(30,051)
<b>35</b>	<b>* Fines and forfeitures</b>	<b>0</b>	<b>0</b>	<b>30,051</b>	<b>(30,051)</b>
362	Rental income			19,315	(19,315)
<b>36</b>	<b>* Interest &amp; investment</b>	<b>0</b>	<b>0</b>	<b>19,315</b>	<b>(19,315)</b>
370	Misc income revolving		4,366	775,467	(771,101)
371	Operating contributions			90,210	(90,210)
378	Miscellaneous program receipts			25,423	(25,423)
<b>37</b>	<b>* Other revenues</b>	<b>0</b>	<b>4,366</b>	<b>891,100</b>	<b>(886,734)</b>
740	General Fund		29,534,873	16,144,571	13,390,302
741	Special Revenue Funds		1,959,979	2,787,458	(827,479)
744	Other Governmental Funds		14,737,578	1,000,000	13,737,578
<b>74</b>	<b>* Transfers in</b>	<b>0</b>	<b>46,232,430</b>	<b>19,932,029</b>	<b>26,300,401</b>
<b>Subfund **</b>	<b>County Revolving Funds</b>	<b>0</b>	<b>46,251,586</b>	<b>20,890,541</b>	<b>25,361,045</b>
330	Federal grants		2,069,509	202,096	1,867,413
334	State grants		7,138,558	1,112,301	6,026,257
335	Federal grants passed thru the		3,233,591	910,492	2,323,099
<b>33</b>	<b>* Intergovernmental revenues</b>	<b>0</b>	<b>12,441,658</b>	<b>2,224,889</b>	<b>10,216,769</b>
371	Operating contributions		239,702	101,318	138,384
378	Miscellaneous program receipts			4,062	(4,062)
<b>37</b>	<b>* Other revenues</b>	<b>0</b>	<b>239,702</b>	<b>105,380</b>	<b>134,322</b>
740	General Fund			10,000	(10,000)

County of Maui  
Statement of Estimated and Actual Revenue  
Revenue - Appendices/Other  
Fiscal Year Ending 6/30/2019 - as of 9/30/2018

11	*** SPECIAL REVENUE FUND	Prior	Amended	Year	Budget
Object		Year	Annual	to Date	(Over)/Under
* Char	** Subfund	Uncollected	Estimate	Collected	
*** Fund					
741	Special Revenue Funds		505,192	73,520	431,673
74	* Transfers in	0	505,192	83,520	421,673
Subfund	** Intergovernmental Grant Fund	0	13,186,552	2,413,789	10,772,764
330	Federal grants		24,680,647	4,846,790	19,833,857
335	Federal grants passed thru the			123,088	(123,088)
33	* Intergovernmental revenues	0	24,680,647	4,969,878	19,710,769
361	Interest on investments		8,790	12,738	(3,948)
36	* Interest & investment	0	8,790	12,738	(3,948)
741	Special Revenue Funds		478,858	430,921	47,936
74	* Transfers in	0	478,858	430,921	47,936
Subfund	** Sec.8 Hud Housing Assistance	0	25,168,295	5,413,537	19,754,757
380	Assessment revenue			176,590	(176,590)
38	* Assessments	0	0	176,590	(176,590)
Subfund	** Special Parks Assessment	0	0	176,590	(176,590)
380	Assessment revenue			194,291	(194,291)
38	* Assessments	0	0	194,291	(194,291)
Subfund	** Special Sewer Assessment Fund	0	0	194,291	(194,291)
Fund	*** SPECIAL REVENUE FUND	0	84,606,433	29,088,748	55,517,685

County of Maui  
Statement of Estimated and Actual Revenue  
Revenue - Appendices/Other  
Fiscal Year Ending 6/30/2019 - as of 9/30/2018


13	*** CAPITAL PROJECTS FUND	Prior	Amended	Year	Budget
Object	* Char ** Subfund *** Fund	Year	Annual	to Date	(Over)/Under
		Uncollected	Estimate	Collected	
744	Other Governmental Funds		3,000,000		3,000,000
74	* Transfers in	0	3,000,000	0	3,000,000
	Subfund ** County Revolving Funds	0	3,000,000	0	3,000,000
335	Federal grants passed thru the		121,200	903,759	(782,559)
33	* Intergovernmental revenues	0	121,200	903,759	(782,559)
	Subfund ** State CIP Grants - DOT	0	121,200	903,759	(782,559)
733	SRF & USDA Loans		10,100,000	3,065,225	7,034,775
72	* Issuance of debt	0	10,100,000	3,065,225	7,034,775
	Subfund ** State CIP Loans	0	10,100,000	3,065,225	7,034,775
743	Capital Projects Fund		2,195,000		2,195,000
74	* Transfers in	0	2,195,000	0	2,195,000
	Subfund ** Lapsed Bond Projects	0	2,195,000	0	2,195,000
361	Interest on investments			1,009	(1,009)
36	* Interest & investment	0	0	1,009	(1,009)
	Subfund ** 2008 GO Bond Issue	0	0	1,009	(1,009)
361	Interest on investments			682	(682)
36	* Interest & investment	0	0	682	(682)
	Subfund ** 2010 B GO Bond Issue tax exempt	0	0	682	(682)
361	Interest on investments			666	(666)
36	* Interest & investment	0	0	666	(666)
	Subfund ** 2012 B GO Bond	0	0	666	(666)
361	Interest on investments			4,825	(4,825)
36	* Interest & investment	0	0	4,825	(4,825)

County of Maui  
Statement of Estimated and Actual Revenue  
Revenue - Appendices/Other  
Fiscal Year Ending 6/30/2019 - as of 9/30/2018

13	*** CAPITAL PROJECTS FUND	Prior	Amended	Year	Budget
Object		Year	Annual	to Date	(Over)/Under
* Char ** Subfund *** Fund		Uncollected	Estimate	Collected	
Subfund **	2014 GO Bond	0	0	4,825	(4,825)
361	Interest on investments			6,488	(6,488)
36	* Interest & investment	0	0	6,488	(6,488)
Subfund **	2015 GO Bond	0	0	6,488	(6,488)
730	General Obligation Bonds		69,560,000		69,560,000
72	* Issuance of debt	0	69,560,000	0	69,560,000
Subfund **	2018 GO Bond	0	69,560,000	0	69,560,000
Fund ***	CAPITAL PROJECTS FUND	0	84,976,200	3,982,654	80,993,546

County of Maui  
Statement of Estimated and Actual Revenue  
Revenue - Appendices/Other  
Fiscal Year Ending 6/30/2019 - as of 9/30/2018

25	*** UTILITY ENTERPRISE FUND	Prior	Amended	Year	Budget
Object		Year	Annual	to Date	(Over)/Under
* Char	** Subfund	Uncollected	Estimate	Collected	
*** Fund					
733	SRF & USDA Loans		8,250,000	1,353,921	6,896,079
72	* Issuance of debt	0	8,250,000	1,353,921	6,896,079
Subfund	** DWS SRF	0	8,250,000	1,353,921	6,896,079
745	Proprietary Funds			3,882,146	(3,882,146)
74	* Transfers in	0	0	3,882,146	(3,882,146)
Subfund	** DWS County Fund	0	0	3,882,146	(3,882,146)
378	Miscellaneous program receipts			474,554	(474,554)
37	* Other revenues	0	0	474,554	(474,554)
Subfund	** DWS DBCP Settlement Proceeds	0	0	474,554	(474,554)
361	Interest on investments			1,421	(1,421)
36	* Interest & investment	0	0	1,421	(1,421)
Subfund	** DWS 2007 GO Bond Fund	0	0	1,421	(1,421)
361	Interest on investments			278	(278)
36	* Interest & investment	0	0	278	(278)
Subfund	** DWS 2009-10-11 GO BOND FUND	0	0	278	(278)
Fund	*** UTILITY ENTERPRISE FUND	0	8,250,000	5,712,320	2,537,680
	Grand Total	0	177,832,633	38,783,722	139,048,911






---

## II. Revenue

---



County of Maui

Office of the Mayor

Grant Revenues & Expenditures Quarterly Report - by Index and Fiscal Year as of 9/30/2018

Index	Index Title	FY	Beginning Fund Balance	Revenue	Expenditures	Transfers In	Transfers Out	Ending Fund Balance
106186	ENERGY EFFNCY/CONSVTN BLCK GRT	2016	(34,891.68)		34,891.68			0.00
				0.00	34,891.68	0.00	0.00	
116030	CDBG PROGRAM ADMIN FY2011	2016	1,521.50					1,521.50
116030	CDBG PROGRAM ADMIN FY2011	2017	1,521.50					1,521.50
116030	CDBG PROGRAM ADMIN FY2011	2018	1,521.50		(1,521.50)			0.00
				0.00	(1,521.50)	0.00	0.00	
116032	THE MAUI FARM REHABILITATION	2016		(21,404.55)	21,404.55			0.00
				(21,404.55)	21,404.55	0.00	0.00	
116203	EASTER SEALS MAUI PHASE II	2016	19,744.00	(19,744.00)				0.00
				(19,744.00)	0.00	0.00	0.00	
116215	ARRA09 ST ENERGY SCTR TRNG GRT	2016	(3,222.39)		3,222.39			0.00
				0.00	3,222.39	0.00	0.00	
126008	IAO HOUSE REHABILITATION	2017			5,222.45			5,222.45
126008	IAO HOUSE REHABILITATION	2018	5,222.45	(5,222.45)				0.00
				(5,222.45)	5,222.45	0.00	0.00	
126010	LCHC INFRASTRUCTURE 13-4	2016		(737.71)	737.71			0.00
				(737.71)	737.71	0.00	0.00	
126035	MOLOKAI TANKER- REPRG	2016		(25,320.44)	25,320.44			0.00
				(25,320.44)	25,320.44	0.00	0.00	
126198	MOLOKAI YOUTH OPPORTUNITY-DOL	2016	630.00		(630.00)			0.00
				0.00	(630.00)	0.00	0.00	
126201	WRKFRCE INVST ACT PY11-ADMIN	2016	2,255.13		(2,255.13)			0.00
				0.00	(2,255.13)	0.00	0.00	
126202	WRKFRCE INVST PY11 DSLCTD WRKR	2016	3,052.10		(3,052.10)			0.00
				0.00	(3,052.10)	0.00	0.00	
136005	LCHC INFRASTRUCTURE 13-4	2016		(370,818.29)	370,818.29			0.00
				(370,818.29)	370,818.29	0.00	0.00	
136105	MAUI FOOD BANK REHAB	2016		(8,965.99)	8,965.99			0.00
				(8,965.99)	8,965.99	0.00	0.00	
136106	THE MAUI FARM REHABILITATION	2016		(30,292.83)	30,292.83			0.00
				(30,292.83)	30,292.83	0.00	0.00	
136107	IAO HOUSE REHABILITATION	2017			1,707.17			1,707.17

## County of Maui

## Office of the Mayor

## Grant Revenues &amp; Expenditures Quarterly Report - by Index and Fiscal Year as of 9/30/2018

Index	Index Title	FY	Beginning Fund Balance	Revenue	Expenditures	Transfers In	Transfers Out	Ending Fund Balance
136107	IAO HOUSE REHABILITATION	2018	1,707.17	(1,707.17)				0.00
				<u>(1,707.17)</u>	<u>1,707.17</u>	<u>0.00</u>	<u>0.00</u>	
136187	HAWAII ST COMM/STATUS WOMEN	2016	(649.32)					(649.32)
136187	HAWAII ST COMM/STATUS WOMEN	2017	(649.32)	566.66	51.62			(31.04)
136187	HAWAII ST COMM/STATUS WOMEN	2018	(31.04)		31.04			0.00
				<u>566.66</u>	<u>82.66</u>	<u>0.00</u>	<u>0.00</u>	
136199	WIA YOUTH PROGRAM - PY2012	2016	(334.42)		334.42			0.00
				<u>0.00</u>	<u>334.42</u>	<u>0.00</u>	<u>0.00</u>	
136200	WIA ADULT PROGRAM - PY2012	2016	(1,172.17)		1,172.17			0.00
				<u>0.00</u>	<u>1,172.17</u>	<u>0.00</u>	<u>0.00</u>	
136201	WIA ADMINISTRATIVE PY2012	2016	(7,805.09)		7,805.09			0.00
				<u>0.00</u>	<u>7,805.09</u>	<u>0.00</u>	<u>0.00</u>	
136202	WIA DISLOCATED WORKER PY2012	2016	(4,013.96)		4,013.96			0.00
				<u>0.00</u>	<u>4,013.96</u>	<u>0.00</u>	<u>0.00</u>	
136203	EASTER SEALS MAUI PHASE II	2016	20,256.00	(20,256.00)				0.00
				<u>(20,256.00)</u>	<u>0.00</u>	<u>0.00</u>	<u>0.00</u>	
146301	WKFORCE INVESTMENT ACT ADMIN	2016	3,087.74	(2,852.18)	(235.56)			0.00
				<u>(2,852.18)</u>	<u>(235.56)</u>	<u>0.00</u>	<u>0.00</u>	
146302	WKFORCE INVESTMENT ACT DWP	2016	112,484.45	(111,301.33)	(1,183.12)			(0.00)
				<u>(111,301.33)</u>	<u>(1,183.12)</u>	<u>0.00</u>	<u>0.00</u>	
146303	WKFORCE INVESTMENT ACT ADULT	2016	112,952.44	(113,792.35)	(460.21)			(1,300.12)
146303	WKFORCE INVESTMENT ACT ADULT	2017	(1,300.12)		1,300.12			0.00
				<u>(113,792.35)</u>	<u>839.91</u>	<u>0.00</u>	<u>0.00</u>	
146304	WKFORCE INVESTMENT ACT YOUTH	2016	(11,420.87)	(6,487.87)	17,908.74			0.00
				<u>(6,487.87)</u>	<u>17,908.74</u>	<u>0.00</u>	<u>0.00</u>	
146305	HTA PRODUCT ENRICHMENT CY14	2016	(12.56)		12.56			0.00
				<u>0.00</u>	<u>12.56</u>	<u>0.00</u>	<u>0.00</u>	
146336	WHW EMERGENCY SHELTER REHAB	2017		(128,225.92)	128,225.92			0.00
				<u>(128,225.92)</u>	<u>128,225.92</u>	<u>0.00</u>	<u>0.00</u>	
146342	HANA LANDFILL WATER TRUCK	2016	2,218.80	(2,218.80)				0.00
				<u>(2,218.80)</u>	<u>0.00</u>	<u>0.00</u>	<u>0.00</u>	
146343	WOMEN HELPING WOMEN DOM VIOLEN	2016		(7,738.11)	7,738.11			0.00

County of Maui

Office of the Mayor

Grant Revenues & Expenditures Quarterly Report - by Index and Fiscal Year as of 9/30/2018

Index	Index Title	FY	Beginning Fund Balance	Revenue	Expenditures	Transfers In	Transfers Out	Ending Fund Balance
146343	WOMEN HELPING WOMEN DOM VIOLEN	2017		(72,431.17)	72,431.17			0.00
				<u>(80,169.28)</u>	<u>80,169.28</u>	<u>0.00</u>	<u>0.00</u>	
146345	LANAI COMM HEALTH CTR INFRAS	2016		(313,871.81)	313,871.81			0.00
				<u>(313,871.81)</u>	<u>313,871.81</u>	<u>0.00</u>	<u>0.00</u>	
146346	CDBG PROGRAM ADMIN FY2014	2016	2,213.47	(25,644.68)	23,431.21			(0.00)
146346	CDBG PROGRAM ADMIN FY2014	2017		(5.27)	5.27			0.00
				<u>(25,649.95)</u>	<u>23,436.48</u>	<u>0.00</u>	<u>0.00</u>	
146347	KHAKO RENEWAL PRJ PH-1	2016		(1,205.63)	81,100.63			79,895.00
146347	KHAKO RENEWAL PRJ PH-1	2017	79,895.00	(168,297.65)	88,402.65			0.00
				<u>(169,503.28)</u>	<u>169,503.28</u>	<u>0.00</u>	<u>0.00</u>	
146348	MAUI FOOD BANK REHAB	2016		(41,034.01)	41,034.01			0.00
				<u>(41,034.01)</u>	<u>41,034.01</u>	<u>0.00</u>	<u>0.00</u>	
156187	HAWAII ST COMM/STATUS WOMEN	2016	(2,021.60)		1,790.88			(230.72)
156187	HAWAII ST COMM/STATUS WOMEN	2017	(230.72)		230.72			0.00
				<u>0.00</u>	<u>2,021.60</u>	<u>0.00</u>	<u>0.00</u>	
156198	MOLOKAI YOUTH OPPRTUNITY 05DOL	2016	(630.00)		630.00			0.00
				<u>0.00</u>	<u>630.00</u>	<u>0.00</u>	<u>0.00</u>	
156301	WKFORCE INVESTT ACT ADMIN	2016	31,614.59	(69,334.00)	37,719.41			0.00
				<u>(69,334.00)</u>	<u>37,719.41</u>	<u>0.00</u>	<u>0.00</u>	
156302	WKFORCE INVESTMENT ACT DWP	2016	121,096.22	(137,587.06)	41,109.51			24,618.67
156302	WKFORCE INVESTMENT ACT DWP	2017	24,618.67	(17,863.56)	(6,755.11)			(0.00)
				<u>(155,450.62)</u>	<u>34,354.40</u>	<u>0.00</u>	<u>0.00</u>	
156303	THE MAUI FARM REHABILITATION	2016		(125,724.64)	125,724.64			0.00
				<u>(125,724.64)</u>	<u>125,724.64</u>	<u>0.00</u>	<u>0.00</u>	
156304	MAUI FOOD BANK REHAB	2016	2,937.31	(403,022.64)	400,085.33			0.00
				<u>(403,022.64)</u>	<u>400,085.33</u>	<u>0.00</u>	<u>0.00</u>	
156305	WKFORCE INVESTMT ACT ADULT	2016	116,644.33	(178,985.99)	96,518.30			34,176.64
156305	WKFORCE INVESTMT ACT ADULT	2017	34,176.64	(34,184.95)	8.31			0.00
				<u>(213,170.94)</u>	<u>96,526.61</u>	<u>0.00</u>	<u>0.00</u>	
156306	WKFORCE INVESTMENT ACT YOUTH	2016	103,376.05	(226,592.46)	123,852.95			636.54
156306	WKFORCE INVESTMENT ACT YOUTH	2017	636.54	(636.54)				0.00
				<u>(227,229.00)</u>	<u>123,852.95</u>	<u>0.00</u>	<u>0.00</u>	

## County of Maui

## Office of the Mayor

## Grant Revenues &amp; Expenditures Quarterly Report - by Index and Fiscal Year as of 9/30/2018

Index	Index Title	FY	Beginning Fund Balance	Revenue	Expenditures	Transfers In	Transfers Out	Ending Fund Balance
156308	HTA PRODUCT ENRICHMENT CY14	2016	(147,990.88)	(150,000.00)	245,834.63			(52,156.25)
156308	HTA PRODUCT ENRICHMENT CY14	2017	(52,156.25)	25,130.98	27,025.27			(0.00)
				<u>(124,869.02)</u>	<u>272,859.90</u>	<u>0.00</u>	<u>0.00</u>	
156341	MOLOKAI TANKER	2016		(328,929.56)	675,000.00			346,070.44
156341	MOLOKAI TANKER	2017	346,070.44	(346,070.44)				0.00
				<u>(675,000.00)</u>	<u>675,000.00</u>	<u>0.00</u>	<u>0.00</u>	
156342	IAO HOUSE REHABILITATION	2017			17,500.00			17,500.00
156342	IAO HOUSE REHABILITATION	2018	17,500.00	(17,500.00)				0.00
				<u>(17,500.00)</u>	<u>17,500.00</u>	<u>0.00</u>	<u>0.00</u>	
156343	IAO HOUSE REHABILITATION	2017			21,800.00			21,800.00
156343	IAO HOUSE REHABILITATION	2018	21,800.00	(21,800.00)				0.00
				<u>(21,800.00)</u>	<u>21,800.00</u>	<u>0.00</u>	<u>0.00</u>	
156346	CDBG PROGRAM ADMIN FY15	2016	34,617.75	(54,117.01)	19,644.76			145.50
156346	CDBG PROGRAM ADMIN FY15	2017	145.50					145.50
156346	CDBG PROGRAM ADMIN FY15	2018	145.50	(4.98)	(140.52)			0.00
				<u>(54,121.99)</u>	<u>19,504.24</u>	<u>0.00</u>	<u>0.00</u>	
166122	COQUI FROG ERADCTN ACT51 SLH04	2016	99,996.23		(80,000.00)			19,996.23
166122	COQUI FROG ERADCTN ACT51 SLH04	2017	19,996.23		(19,996.23)			0.00
				<u>0.00</u>	<u>(99,996.23)</u>	<u>0.00</u>	<u>0.00</u>	
166123	DLNR M'LAEA HARBOR SEWAGE P/O	2016	30,000.00					30,000.00
166123	DLNR M'LAEA HARBOR SEWAGE P/O	2017	30,000.00					30,000.00
166123	DLNR M'LAEA HARBOR SEWAGE P/O	2018	30,000.00		(30,000.00)			0.00
				<u>0.00</u>	<u>(30,000.00)</u>	<u>0.00</u>	<u>0.00</u>	
166124	NOAA/HHWNMS-MAALAEA HARBOR SW	2016	10,000.00					10,000.00
166124	NOAA/HHWNMS-MAALAEA HARBOR SW	2017	10,000.00					10,000.00
166124	NOAA/HHWNMS-MAALAEA HARBOR SW	2018	10,000.00		(10,000.00)			0.00
				<u>0.00</u>	<u>(10,000.00)</u>	<u>0.00</u>	<u>0.00</u>	
166785	HAWAII ST COMM/STATUS WOMEN	2016		(3,421.88)	1,260.64			(2,161.24)
166785	HAWAII ST COMM/STATUS WOMEN	2017	(2,161.24)	120.83	2,013.78			(26.63)
166785	HAWAII ST COMM/STATUS WOMEN	2018	(26.63)		26.63			0.00
				<u>(3,301.05)</u>	<u>3,301.05</u>	<u>0.00</u>	<u>0.00</u>	
166810	WKFORCE INNOVATN OPPORTUNITY	2016			22,721.97			22,721.97

**County of Maui**

**Office of the Mayor**

**Grant Revenues & Expenditures Quarterly Report - by Index and Fiscal Year as of 9/30/2018**

<u>Index</u>	<u>Index Title</u>	<u>FY</u>	<u>Beginning Fund Balance</u>	<u>Revenue</u>	<u>Expenditures</u>	<u>Transfers In</u>	<u>Transfers Out</u>	<u>Ending Fund Balance</u>
166810	WKFORCE INNOVATN OPPORTUNITY	2017	22,721.97	(128,045.52)	159,024.87			53,701.32
166810	WKFORCE INNOVATN OPPORTUNITY	2018	53,701.32	(60,809.76)	7,108.44			0.00
				<u>(188,855.28)</u>	<u>188,855.28</u>	<u>0.00</u>	<u>0.00</u>	
166811	HO'OLEHUA PUMPER	2017		(898,447.40)	898,447.40			0.00
				<u>(898,447.40)</u>	<u>898,447.40</u>	<u>0.00</u>	<u>0.00</u>	
166812	IAO HOUSE REHABILITATION	2017			47,959.38			47,959.38
166812	IAO HOUSE REHABILITATION	2018	47,959.38	(47,959.38)				0.00
				<u>(47,959.38)</u>	<u>47,959.38</u>	<u>0.00</u>	<u>0.00</u>	
166814	WHW EMERGENCY SHELTER REHAB	2017		(85,469.25)	85,469.25			0.00
				<u>(85,469.25)</u>	<u>85,469.25</u>	<u>0.00</u>	<u>0.00</u>	
166815	CDBG PROGRAM ADMIN FY16	2016		(265,493.23)	293,775.88			28,282.65
166815	CDBG PROGRAM ADMIN FY16	2017	28,282.65	(45,084.04)	17,389.52			588.13
166815	CDBG PROGRAM ADMIN FY16	2018	588.13	(1,787.73)	1,199.60			0.00
				<u>(312,365.00)</u>	<u>312,365.00</u>	<u>0.00</u>	<u>0.00</u>	
166816	HTA PRODUCT ENRICHMENT CY16	2016		(250,000.00)	143,427.61			(106,572.39)
166816	HTA PRODUCT ENRICHMENT CY16	2017	(106,572.39)	(150,000.00)	256,072.39			(500.00)
166816	HTA PRODUCT ENRICHMENT CY16	2018	(500.00)	500.00				0.00
				<u>(399,500.00)</u>	<u>399,500.00</u>	<u>0.00</u>	<u>0.00</u>	
166817	WIOA ADULT&DISLOCATED WORKER	2016			23,795.53			23,795.53
166817	WIOA ADULT&DISLOCATED WORKER	2017	23,795.53	(318,745.57)	311,140.40			16,190.36
166817	WIOA ADULT&DISLOCATED WORKER	2018	16,190.36	(26,015.17)	9,824.81			0.00
				<u>(344,760.74)</u>	<u>344,760.74</u>	<u>0.00</u>	<u>0.00</u>	
166818	WIOA ADMIN PY2015	2016		(17,883.59)	55,875.58			37,991.99
166818	WIOA ADMIN PY2015	2017	37,991.99	(43,722.00)	4,446.00			(1,284.01)
166818	WIOA ADMIN PY2015	2018	(1,284.01)	(2,701.41)	3,985.42			0.00
				<u>(64,307.00)</u>	<u>64,307.00</u>	<u>0.00</u>	<u>0.00</u>	
166819	INNOVATE HAWAII	2016		(10,000.00)				(10,000.00)
166819	INNOVATE HAWAII	2017	(10,000.00)		10,000.00			0.00
				<u>(10,000.00)</u>	<u>10,000.00</u>	<u>0.00</u>	<u>0.00</u>	
166827	REHABILITATION OF MFSS BLDG	2019			199,000.00			199,000.00
				<u>0.00</u>	<u>199,000.00</u>	<u>0.00</u>	<u>0.00</u>	
166862	HAWAII STATE ENERGY	2017		(10,000.00)	10,000.00			0.00

## County of Maui

## Office of the Mayor

## Grant Revenues &amp; Expenditures Quarterly Report - by Index and Fiscal Year as of 9/30/2018

Index	Index Title	FY	Beginning Fund Balance	Revenue	Expenditures	Transfers In	Transfers Out	Ending Fund Balance
166862	HAWAII STATE ENERGY	2018		(10,000.00)	10,000.00			0.00
				<u>(20,000.00)</u>	<u>20,000.00</u>	<u>0.00</u>	<u>0.00</u>	
176062	HOUSING REHAB LOAN PROJECT INC	2016	(13,196.45)					(13,196.45)
176062	HOUSING REHAB LOAN PROJECT INC	2017	(13,196.45)					(13,196.45)
176062	HOUSING REHAB LOAN PROJECT INC	2018	(13,196.45)		11,863.34			(1,333.11)
176062	HOUSING REHAB LOAN PROJECT INC	2019	(1,333.11)					(1,333.11)
				<u>0.00</u>	<u>11,863.34</u>	<u>0.00</u>	<u>0.00</u>	
176063	IAO THEATRE PROJECT INCOME	2017			(2,183.13)			(2,183.13)
176063	IAO THEATRE PROJECT INCOME	2018	(2,183.13)					(2,183.13)
176063	IAO THEATRE PROJECT INCOME	2019	(2,183.13)					(2,183.13)
				<u>0.00</u>	<u>(2,183.13)</u>	<u>0.00</u>	<u>0.00</u>	
176187	MADE IN MAUI COUNTY FESTIVAL	2017		(8,500.00)	8,500.00			0.00
				<u>(8,500.00)</u>	<u>8,500.00</u>	<u>0.00</u>	<u>0.00</u>	
176803	MEO MOLOKAI SHUTTLE SVC BUS B	2017			130,936.00			130,936.00
176803	MEO MOLOKAI SHUTTLE SVC BUS B	2018	130,936.00	(130,936.00)				0.00
				<u>(130,936.00)</u>	<u>130,936.00</u>	<u>0.00</u>	<u>0.00</u>	
176806	MEO MOLOKAI SHUTTLE SVC BUS A	2017			118,579.00			118,579.00
176806	MEO MOLOKAI SHUTTLE SVC BUS A	2018	118,579.00	(118,579.00)				0.00
				<u>(118,579.00)</u>	<u>118,579.00</u>	<u>0.00</u>	<u>0.00</u>	
176808	LAHAINA SURF PRESERVATION	2018		(185,147.96)	185,147.96			0.00
				<u>(185,147.96)</u>	<u>185,147.96</u>	<u>0.00</u>	<u>0.00</u>	
176810	WIOA YOUTH ACTIVITIES	2018		(138,667.23)	162,412.11			23,744.88
176810	WIOA YOUTH ACTIVITIES	2019	18,924.24	(30,376.78)	(3,004.19)			(14,456.73)
				<u>(169,044.01)</u>	<u>159,407.92</u>	<u>0.00</u>	<u>0.00</u>	
176811	THE MAUI FARM REHABILITATION	2018		(242,242.44)	242,242.44			0.00
				<u>(242,242.44)</u>	<u>242,242.44</u>	<u>0.00</u>	<u>0.00</u>	
176812	KHAKO STAIRCASE SAFETY	2018		(260,460.95)	260,460.95			0.00
				<u>(260,460.95)</u>	<u>260,460.95</u>	<u>0.00</u>	<u>0.00</u>	
176814	CAMERON CTR REHAB & IMPRVMT	2018		(1,690.00)	1,690.00			0.00
				<u>(1,690.00)</u>	<u>1,690.00</u>	<u>0.00</u>	<u>0.00</u>	
176815	CDBG PROGRAM ADMIN FY17	2017		(204,260.10)	326,697.26			122,437.16
176815	CDBG PROGRAM ADMIN FY17	2018	122,437.16	(141,977.90)	19,540.74			0.00



**County of Maui**

**Office of the Mayor**

**Grant Revenues & Expenditures Quarterly Report - by Index and Fiscal Year as of 9/30/2018**

Index	Index Title	FY	Beginning Fund Balance	Revenue	Expenditures	Transfers In	Transfers Out	Ending Fund Balance
				<u>(346,238.00)</u>	<u>346,238.00</u>	<u>0.00</u>	<u>0.00</u>	
176816	HTA COUNTY PRODUCT ENRICHMENT	2017		(60,000.00)	43,218.35			(16,781.65)
176816	HTA COUNTY PRODUCT ENRICHMENT	2018	(16,781.65)	(70,000.00)	51,283.39			(35,498.26)
176816	HTA COUNTY PRODUCT ENRICHMENT	2019	<u>(35,498.26)</u>		7,017.15			(28,481.11)
				<u>(130,000.00)</u>	<u>101,518.89</u>	<u>0.00</u>	<u>0.00</u>	
176817	WIOA ADULT PROGRAM	2018		(127,582.73)	144,698.08			17,115.35
176817	WIOA ADULT PROGRAM	2019	13,602.10	(26,379.46)				(12,777.36)
				<u>(153,962.19)</u>	<u>144,698.08</u>	<u>0.00</u>	<u>0.00</u>	
176818	WIOA ADMIN PY2016	2017		(41,869.63)	43,059.23			1,189.60
176818	WIOA ADMIN PY2016	2018	1,189.60	(16,539.37)	15,217.43			(132.34)
176818	WIOA ADMIN PY2016	2019	<u>(5,068.84)</u>					(5,068.84)
				<u>(58,409.00)</u>	<u>58,276.66</u>	<u>0.00</u>	<u>0.00</u>	
176821	WIOA DISLOCATED WORKER	2018		(127,390.89)	141,778.72			14,387.83
176821	WIOA DISLOCATED WORKER	2019	4,475.80	(23,771.66)				(19,295.86)
				<u>(151,162.55)</u>	<u>141,778.72</u>	<u>0.00</u>	<u>0.00</u>	
186037	2016 HAWAII SEVERE STORMS	2017		(6,038.93)	3,689,267.70			3,683,228.77
186037	2016 HAWAII SEVERE STORMS	2018	3,683,228.77					3,683,228.77
186037	2016 HAWAII SEVERE STORMS	2019	<u>3,683,228.77</u>					3,683,228.77
				<u>(6,038.93)</u>	<u>3,689,267.70</u>	<u>0.00</u>	<u>0.00</u>	
186785	HAWAII ST COMM/STATUS WOMEN	2018			1,601.21			1,601.21
186785	HAWAII ST COMM/STATUS WOMEN	2019	1,601.21	(100.00)	403.35			1,904.56
				<u>(100.00)</u>	<u>2,004.56</u>	<u>0.00</u>	<u>0.00</u>	
186810	WIOA YOUTH ACTIVITIES	2019			5,505.83			5,505.83
				<u>0.00</u>	<u>5,505.83</u>	<u>0.00</u>	<u>0.00</u>	
186815	CDBG PROGRAM ADMIN FY18	2018		(314,506.34)	345,640.30			31,133.96
186815	CDBG PROGRAM ADMIN FY18	2019	31,133.96	(36,667.46)	6,198.26			664.76
				<u>(351,173.80)</u>	<u>351,838.56</u>	<u>0.00</u>	<u>0.00</u>	
186817	WIOA ADULT PROGRAM	2018			22,000.00			22,000.00
186817	WIOA ADULT PROGRAM	2019	22,000.00		19,362.80			41,362.80
				<u>0.00</u>	<u>41,362.80</u>	<u>0.00</u>	<u>0.00</u>	
186818	WIOA ADMIN PY2017	2018		(10,506.42)	19,981.98			9,475.56
186818	WIOA ADMIN PY2017	2019	19,305.89		29,564.57			48,870.46

## County of Maui

## Office of the Mayor

## Grant Revenues &amp; Expenditures Quarterly Report - by Index and Fiscal Year as of 9/30/2018

Index	Index Title	FY	Beginning Fund Balance	Revenue	Expenditures	Transfers In	Transfers Out	Ending Fund Balance
				(10,506.42)	49,546.55	0.00	0.00	
186819	2017 MADE IN MAUI CO FESTIVAL	2018		(5,000.00)	5,000.00			0.00
				(5,000.00)	5,000.00	0.00	0.00	
186821	WIOA DISLOCATED WORKER	2018			28,000.00			28,000.00
186821	WIOA DISLOCATED WORKER	2019	28,000.00		19,652.14			47,652.14
				0.00	47,652.14	0.00	0.00	
186824	REHABILITATION OF MFSS BLDG	2018			72,900.00			72,900.00
186824	REHABILITATION OF MFSS BLDG	2019	72,900.00	(72,900.00)	252,170.00			252,170.00
				(72,900.00)	325,070.00	0.00	0.00	
186825	SOH DEPT OF LABOR/INDUSTRIAL	2018			15,000.00			15,000.00
186825	SOH DEPT OF LABOR/INDUSTRIAL	2019	15,000.00	(15,000.00)				0.00
				(15,000.00)	15,000.00	0.00	0.00	
196010	MOLOKAI TANKER - REPRG	2016			8,179.56			8,179.56
196010	MOLOKAI TANKER - REPRG	2017	8,179.56	(8,179.56)				0.00
				(8,179.56)	8,179.56	0.00	0.00	
196020	PROJECT IMPACT BDRC FEMA	2016	13,279.05					13,279.05
196020	PROJECT IMPACT BDRC FEMA	2017	13,279.05		(13,279.05)			0.00
				0.00	(13,279.05)	0.00	0.00	
196037	STORMS 12/4-7/07 FEMA#1743DRHI	2016	(172,041.35)		172,041.35			0.00
				0.00	172,041.35	0.00	0.00	
196803	CDBG PROGRAM ADMIN FFY18	2019			88,072.42			88,072.42
				0.00	88,072.42	0.00	0.00	
<b>Grand Total</b>				<b>(8,386,468.31)</b>	<b>12,240,081.58</b>	<b>0.00</b>	<b>0.00</b>	

County of Maui

Management

Grant Revenues & Expenditures Quarterly Report - by Index and Fiscal Year as of 9/30/2018

Index	Index Title	FY	Beginning Fund Balance	Revenue	Expenditures	Transfers In	Transfers Out	Ending Fund Balance
106055	ENERGY EMERGENCY PLANNING	2016	(4,575.09)		4,575.09			0.00
				0.00	4,575.09	0.00	0.00	
136801	DELL ONLINE SELF-DISPATCH PRG	2016	(27,277.71)	(210.00)				(27,487.71)
136801	DELL ONLINE SELF-DISPATCH PRG	2017	(27,487.71)	27,487.71				0.00
				27,277.71	0.00	0.00	0.00	
166802	HI INTEGRATED JUSTICE IS PRG	2016			27,840.00			27,840.00
166802	HI INTEGRATED JUSTICE IS PRG	2017	27,840.00	(27,840.00)				0.00
				(27,840.00)	27,840.00	0.00	0.00	
<b>Grand Total</b>				<b>(562.29)</b>	<b>32,415.09</b>	<b>0.00</b>	<b>0.00</b>	

## County of Maui

## Prosecuting Attorney

## Grant Revenues &amp; Expenditures Quarterly Report - by Index and Fiscal Year as of 9/30/2018

Index	Index Title	FY	Beginning Fund Balance	Revenue	Expenditures	Transfers In	Transfers Out	Ending Fund Balance
106138	FOOD STAMP PRG PROSECUTIONS	2016		(283.17)	283.17			0.00
				<u>(283.17)</u>	<u>283.17</u>	<u>0.00</u>	<u>0.00</u>	
126462	PROS ATTY ASSET FORFTRES ST12	2016	3,508.40	(3,508.40)				0.00
				<u>(3,508.40)</u>	<u>0.00</u>	<u>0.00</u>	<u>0.00</u>	
136174	DEFENDANT/WITNESS TRIAL PRG	2016	287.24		(287.24)			0.00
				<u>0.00</u>	<u>(287.24)</u>	<u>0.00</u>	<u>0.00</u>	
146601	DEFENDANT/WITNESS TRIAL PRG	2016	(610.00)		610.00			0.00
				<u>0.00</u>	<u>610.00</u>	<u>0.00</u>	<u>0.00</u>	
146602	VICTIM/WITNESS ASSISTANCE PRG	2016	(696.74)		696.74			0.00
				<u>0.00</u>	<u>696.74</u>	<u>0.00</u>	<u>0.00</u>	
146607	CRIMINAL JUSTICE INFO SYSTEM	2016	19,651.02	(44,389.00)	24,737.98			0.00
				<u>(44,389.00)</u>	<u>24,737.98</u>	<u>0.00</u>	<u>0.00</u>	
156601	DEFENDANT/WITNESS TRIAL PRG	2016	17,868.80	(23,459.97)	5,591.17			0.00
				<u>(23,459.97)</u>	<u>5,591.17</u>	<u>0.00</u>	<u>0.00</u>	
156602	VICTIM/WITNESS ASSISTANCE PRG	2016	10,618.86	(28,648.00)	18,029.14			0.00
				<u>(28,648.00)</u>	<u>18,029.14</u>	<u>0.00</u>	<u>0.00</u>	
156603	CAREER CRIMINAL PROGRAM	2016	(7,217.83)		7,217.83			0.00
				<u>0.00</u>	<u>7,217.83</u>	<u>0.00</u>	<u>0.00</u>	
156608	E BYRNE MEMORIAL JAG FY15	2016			9,572.44			9,572.44
156608	E BYRNE MEMORIAL JAG FY15	2017	9,572.44					9,572.44
156608	E BYRNE MEMORIAL JAG FY15	2018	9,572.44		1,238.86			10,811.30
156608	E BYRNE MEMORIAL JAG FY15	2019	44,892.96					44,892.96
				<u>0.00</u>	<u>10,811.30</u>	<u>0.00</u>	<u>0.00</u>	
156609	SPCL NEEDS ADVOCACY PRG	2016	78,291.31	(95,252.00)	16,960.69			(0.00)
				<u>(95,252.00)</u>	<u>16,960.69</u>	<u>0.00</u>	<u>0.00</u>	
156610	ASSET FORFEITURES PROGRAM	2016	(60,892.70)	60,892.70				0.00
				<u>60,892.70</u>	<u>0.00</u>	<u>0.00</u>	<u>0.00</u>	
156611	MAUI PROSECUTORS TRAFFIC REC	2016	4,847.80	(4,847.80)				0.00
				<u>(4,847.80)</u>	<u>0.00</u>	<u>0.00</u>	<u>0.00</u>	
156620	E BYRNE/PROS OF DRUG CRIMES	2016	8,541.67	(125,501.00)	140,075.33			23,116.00
156620	E BYRNE/PROS OF DRUG CRIMES	2017	23,116.00	(23,116.00)				0.00
				<u>(148,617.00)</u>	<u>140,075.33</u>	<u>0.00</u>	<u>0.00</u>	

County of Maui

Prosecuting Attorney

Grant Revenues & Expenditures Quarterly Report - by Index and Fiscal Year as of 9/30/2018

Index	Index Title	FY	Beginning Fund Balance	Revenue	Expenditures	Transfers In	Transfers Out	Ending Fund Balance
156622	DOMESTIC VIOLENCE INVESTIGATIO	2016	39,418.51	(51,289.00)	11,870.49			0.00
				<u>(51,289.00)</u>	<u>11,870.49</u>	<u>0.00</u>	<u>0.00</u>	
156623	HIGHWAY SAFETY GRANT	2016	12,441.54	(19,082.72)	6,067.32			(573.86)
156623	HIGHWAY SAFETY GRANT	2017	(573.86)		573.86			0.00
				<u>(19,082.72)</u>	<u>6,641.18</u>	<u>0.00</u>	<u>0.00</u>	
156625	JUSTICE REINVEST INITIATIVE	2016	(9,571.13)	9,571.13				0.00
				<u>9,571.13</u>	<u>0.00</u>	<u>0.00</u>	<u>0.00</u>	
166826	ASSET FORFEITURES PROGRAM	2018		(39,621.26)	39,621.26			(0.00)
166826	ASSET FORFEITURES PROGRAM	2019	(708.60)					(708.60)
				<u>(39,621.26)</u>	<u>39,621.26</u>	<u>0.00</u>	<u>0.00</u>	
166835	SPCL NEEDS ADVOCACY PRG	2016		(247,183.00)	307,532.53			60,349.53
166835	SPCL NEEDS ADVOCACY PRG	2017	60,349.53	(63,557.00)	3,207.47			(0.00)
				<u>(310,740.00)</u>	<u>310,740.00</u>	<u>0.00</u>	<u>0.00</u>	
166836	ASSET FORFEITURES PROGRAM	2016		(20,565.14)	60,945.37			40,380.23
166836	ASSET FORFEITURES PROGRAM	2017	40,380.23	(39,532.77)	38,844.06			39,691.52
166836	ASSET FORFEITURES PROGRAM	2018	39,691.52	(38,150.83)	(1,540.69)			(0.00)
				<u>(98,248.74)</u>	<u>98,248.74</u>	<u>0.00</u>	<u>0.00</u>	
166871	VICTIM/WITNESS ASSISTANCE PRG	2016		(14,594.00)	51,509.34			36,915.34
166871	VICTIM/WITNESS ASSISTANCE PRG	2017	36,915.34	(43,783.00)	6,867.66			(0.00)
				<u>(58,377.00)</u>	<u>58,377.00</u>	<u>0.00</u>	<u>0.00</u>	
166872	CAREER CRIMINAL PROGRAM	2016		(130,262.00)	130,262.00			0.00
				<u>(130,262.00)</u>	<u>130,262.00</u>	<u>0.00</u>	<u>0.00</u>	
166873	DEFENDANT/WITNESS TRIAL PRG	2016		(21,581.21)	90,632.43			69,051.22
166873	DEFENDANT/WITNESS TRIAL PRG	2017	69,051.22	(75,289.31)	41,201.67			34,963.58
166873	DEFENDANT/WITNESS TRIAL PRG	2018	34,963.58	(63,551.13)	28,587.55			0.00
				<u>(160,421.65)</u>	<u>160,421.65</u>	<u>0.00</u>	<u>0.00</u>	
166875	HIGHWAY SAFETY/IMPAIRED DRVG	2016			7,629.64			7,629.64
166875	HIGHWAY SAFETY/IMPAIRED DRVG	2017	7,629.64	(13,826.42)	6,196.78			0.00
				<u>(13,826.42)</u>	<u>13,826.42</u>	<u>0.00</u>	<u>0.00</u>	
166876	HIGHWAY SAFETY/TRAFFIC RECORDS	2016			4,507.85			4,507.85
166876	HIGHWAY SAFETY/TRAFFIC RECORDS	2017	4,507.85	(10,445.36)	5,937.51			0.00
				<u>(10,445.36)</u>	<u>10,445.36</u>	<u>0.00</u>	<u>0.00</u>	

## County of Maui

## Prosecuting Attorney

## Grant Revenues &amp; Expenditures Quarterly Report - by Index and Fiscal Year as of 9/30/2018

Index	Index Title	FY	Beginning Fund Balance	Revenue	Expenditures	Transfers In	Transfers Out	Ending Fund Balance
166877	SOH GRANT-IN-AID	2016			33,852.08			33,852.08
166877	SOH GRANT-IN-AID	2017	33,852.08		70,146.14			103,998.22
166877	SOH GRANT-IN-AID	2018	103,998.22	(79,304.79)	(24,693.43)			0.00
				<u>(79,304.79)</u>	<u>79,304.79</u>	<u>0.00</u>	<u>0.00</u>	
176835	SPCL NEEDS ADVOCACY PRG	2017		(178,007.00)	303,583.16			125,576.16
176835	SPCL NEEDS ADVOCACY PRG	2018	125,576.16	(133,793.00)	8,216.84			0.00
				<u>(311,800.00)</u>	<u>311,800.00</u>	<u>0.00</u>	<u>0.00</u>	
176860	SPCL NEEDS ADVOC SUPPLEMENTAL	2017		(6,964.00)	78,767.97			71,803.97
176860	SPCL NEEDS ADVOC SUPPLEMENTAL	2018	71,803.97	(433,273.00)	589,604.01			228,134.98
176860	SPCL NEEDS ADVOC SUPPLEMENTAL	2019	228,134.98	(98,915.00)	11,209.70			140,429.68
				<u>(539,152.00)</u>	<u>679,581.68</u>	<u>0.00</u>	<u>0.00</u>	
176871	VICTIM/WITNESS ASSISTANCE PRG	2017		(46,215.00)	59,528.39			13,313.39
176871	VICTIM/WITNESS ASSISTANCE PRG	2018	13,313.39	(15,405.00)	2,091.61			0.00
				<u>(61,620.00)</u>	<u>61,620.00</u>	<u>0.00</u>	<u>0.00</u>	
176872	CAREER CRIMINAL PROGRAM	2017		(103,125.00)	137,499.00			34,374.00
176872	CAREER CRIMINAL PROGRAM	2018	34,374.00	(34,374.00)				0.00
				<u>(137,499.00)</u>	<u>137,499.00</u>	<u>0.00</u>	<u>0.00</u>	
176878	DPA 2017 TRAFFIC RECORDS	2017			227.40			227.40
176878	DPA 2017 TRAFFIC RECORDS	2018	227.40	(9,862.52)	9,635.12			0.00
				<u>(9,862.52)</u>	<u>9,862.52</u>	<u>0.00</u>	<u>0.00</u>	
176879	DOMESTIC VIOLENCE INVESTIGATIO	2017		(52,401.00)	53,382.00			981.00
176879	DOMESTIC VIOLENCE INVESTIGATIO	2018	981.00	(981.00)				0.00
				<u>(53,382.00)</u>	<u>53,382.00</u>	<u>0.00</u>	<u>0.00</u>	
176880	MAUI PROSECUTORS OFFICE	2017			6,923.44			6,923.44
176880	MAUI PROSECUTORS OFFICE	2018	6,923.44	(13,862.85)	6,939.41			0.00
				<u>(13,862.85)</u>	<u>13,862.85</u>	<u>0.00</u>	<u>0.00</u>	
186871	VICTIM/WITNESS ASSISTANCE PRG	2018		(58,377.00)	58,377.00			(0.00)
186871	VICTIM/WITNESS ASSISTANCE PRG	2019		(15,405.00)	23,733.87			8,328.87
				<u>(73,782.00)</u>	<u>82,110.87</u>	<u>0.00</u>	<u>0.00</u>	
186872	CAREER CRIMINAL PROGRAM	2018		(130,262.00)	128,766.06			(1,495.94)
186872	CAREER CRIMINAL PROGRAM	2019	(1,495.94)	(34,375.00)	31,785.00			(4,085.94)
				<u>(164,637.00)</u>	<u>160,551.06</u>	<u>0.00</u>	<u>0.00</u>	

County of Maui

Prosecuting Attorney

Grant Revenues & Expenditures Quarterly Report - by Index and Fiscal Year as of 9/30/2018

Index	Index Title	FY	Beginning Fund Balance	Revenue	Expenditures	Transfers In	Transfers Out	Ending Fund Balance
186878	DPA 2018 TRAFFIC RECORDS	2018			2,878.38			2,878.38
186878	DPA 2018 TRAFFIC RECORDS	2019	2,878.38	(2,573.00)	5,167.98			5,473.36
				<u>(2,573.00)</u>	<u>8,046.36</u>	<u>0.00</u>	<u>0.00</u>	
186879	DOMESTIC VIOLENCE INVESTIGATIO	2018		(44,380.00)	53,022.00			8,642.00
186879	DOMESTIC VIOLENCE INVESTIGATIO	2019	8,642.00	(8,642.00)				0.00
				<u>(53,022.00)</u>	<u>53,022.00</u>	<u>0.00</u>	<u>0.00</u>	
196071	VICTIM WITNESS BOOKS	2016	(7,280.00)		(7,465.39)			(14,745.39)
196071	VICTIM WITNESS BOOKS	2017	(14,745.39)	14,745.39				0.00
				<u>14,745.39</u>	<u>(7,465.39)</u>	<u>0.00</u>	<u>0.00</u>	
196835	SPCL NEEDS ADVOCACY PRJ	2019		0.00	106,418.17			106,418.17
				<u>0.00</u>	<u>106,418.17</u>	<u>0.00</u>	<u>0.00</u>	
196836	ASSET FORFEITURES PROGRAM	2019		(40,000.00)	12,522.63			(27,477.37)
				<u>(40,000.00)</u>	<u>12,522.63</u>	<u>0.00</u>	<u>0.00</u>	
196879	DOMESTIC VIOLENCE INVESTIGATIO	2019		0.00	19,231.63			19,231.63
				<u>0.00</u>	<u>19,231.63</u>	<u>0.00</u>	<u>0.00</u>	
<b>Grand Total</b>				<b>(2,696,607.43)</b>	<b>2,846,530.38</b>	<b>0.00</b>	<b>0.00</b>	

## County of Maui

## Grant Revenues &amp; Expenditures Quarterly Report - by Index and Fiscal Year as of 9/30/2018

## Finance

Index	Index Title	FY	Beginning Fund Balance	Revenue	Expenditures	Transfers In	Transfers Out	Ending Fund Balance
166725	COMML DRIVER'S LICENSE FY16	2016		(458,147.20)	458,147.20			(0.00)
				<u>(458,147.20)</u>	<u>458,147.20</u>	<u>0.00</u>	<u>0.00</u>	
166726	PERIODIC MTR VEH INSPTN FY16	2016		(453,167.35)	453,167.35			0.00
				<u>(453,167.35)</u>	<u>453,167.35</u>	<u>0.00</u>	<u>0.00</u>	
166727	STATE IDENTIFICATION PROGRAM	2016		(225,882.58)	225,882.58			0.00
166727	STATE IDENTIFICATION PROGRAM	2017			445.29			445.29
166727	STATE IDENTIFICATION PROGRAM	2018	445.29					445.29
166727	STATE IDENTIFICATION PROGRAM	2019	445.29		(445.29)			0.00
				<u>(225,882.58)</u>	<u>225,882.58</u>	<u>0.00</u>	<u>0.00</u>	
166728	STATE MOTOR VEH REGISTRATION	2016		(301,233.42)	301,233.42			0.00
				<u>(301,233.42)</u>	<u>301,233.42</u>	<u>0.00</u>	<u>0.00</u>	
176724	STATE DISABILITY & COMM	2019	40.00					40.00
				<u>0.00</u>	<u>0.00</u>	<u>0.00</u>	<u>0.00</u>	
176725	COMML DRIVER'S LICENSE FY17	2017		(505,179.02)	505,179.02			(0.00)
				<u>(505,179.02)</u>	<u>505,179.02</u>	<u>0.00</u>	<u>0.00</u>	
176726	PERIODIC MTR VEH INSPTN FY17	2017		(444,981.70)	444,981.70			0.00
				<u>(444,981.70)</u>	<u>444,981.70</u>	<u>0.00</u>	<u>0.00</u>	
176727	STATE IDENTIFICATION PROGRAM	2017		(192,786.43)	192,786.43			(0.00)
				<u>(192,786.43)</u>	<u>192,786.43</u>	<u>0.00</u>	<u>0.00</u>	
176728	STATE MOTOR VEH REGISTRATION	2017		(310,067.83)	310,067.83			0.00
				<u>(310,067.83)</u>	<u>310,067.83</u>	<u>0.00</u>	<u>0.00</u>	
186734	STATE DISABILITY & COMM	2018		(10,463.29)	10,463.29			0.00
186734	STATE DISABILITY & COMM	2019	10,423.29					10,423.29
				<u>(10,463.29)</u>	<u>10,463.29</u>	<u>0.00</u>	<u>0.00</u>	
186735	COMML DRIVER'S LICENSE FY18	2018		(511,691.10)	511,691.10			0.00
186735	COMML DRIVER'S LICENSE FY18	2019	17,977.66					17,977.66
				<u>(511,691.10)</u>	<u>511,691.10</u>	<u>0.00</u>	<u>0.00</u>	
186736	PERIODIC MTR VEH INSPTN FY18	2018		(465,447.96)	465,447.96			0.00
186736	PERIODIC MTR VEH INSPTN FY18	2019	17,755.67					17,755.67
				<u>(465,447.96)</u>	<u>465,447.96</u>	<u>0.00</u>	<u>0.00</u>	
186739	STATE IDENTIFICATION PROGRAM	2018		(201,706.07)	201,706.07			(0.00)
186739	STATE IDENTIFICATION PROGRAM	2019	9,924.64					9,924.64



**County of Maui**

<b>Finance</b>		<b>Grant Revenues &amp; Expenditures Quarterly Report - by Index and Fiscal Year as of 9/30/2018</b>						
<b>Index</b>	<b>Index Title</b>	<b>FY</b>	<b>Beginning Fund Balance</b>	<b>Revenue</b>	<b>Expenditures</b>	<b>Transfers In</b>	<b>Transfers Out</b>	<b>Ending Fund Balance</b>
				<u>(201,706.07)</u>	<u>201,706.07</u>	<u>0.00</u>	<u>0.00</u>	
186740	STATE MOTOR VEH REGISTRATION	2018		(313,345.65)	313,345.65			(0.00)
186740	STATE MOTOR VEH REGISTRATION	2019	12,871.91					12,871.91
				<u>(313,345.65)</u>	<u>313,345.65</u>	<u>0.00</u>	<u>0.00</u>	
196734	STATE DISABILITY & COMM	2019		(3,296.44)	3,296.44			0.00
				<u>(3,296.44)</u>	<u>3,296.44</u>	<u>0.00</u>	<u>0.00</u>	
196735	COMML DRIVER'S LICENSE FY19	2019		(141,668.21)	141,668.21			0.00
				<u>(141,668.21)</u>	<u>141,668.21</u>	<u>0.00</u>	<u>0.00</u>	
196736	PERIODIC MTR VEH INSPTN FY19	2019		(114,837.52)	114,837.52			(0.00)
				<u>(114,837.52)</u>	<u>114,837.52</u>	<u>0.00</u>	<u>0.00</u>	
196739	STATE IDENTIFICATION PRG FY19	2019		(53,056.53)	53,056.53			(0.00)
				<u>(53,056.53)</u>	<u>53,056.53</u>	<u>0.00</u>	<u>0.00</u>	
196740	STATE MOTOR VEH REGIST FY19	2019		(85,015.62)	85,015.62			(0.00)
				<u>(85,015.62)</u>	<u>85,015.62</u>	<u>0.00</u>	<u>0.00</u>	
<b>Grand Total</b>				<b>(4,791,973.92)</b>	<b>4,791,973.92</b>	<b>0.00</b>	<b>0.00</b>	

## County of Maui

## Grant Revenues &amp; Expenditures Quarterly Report - by Index and Fiscal Year as of 9/30/2018

Planning		Grant Revenues & Expenditures Quarterly Report - by Index and Fiscal Year as of 9/30/2018						
Index	Index Title	FY	Beginning Fund Balance	Revenue	Expenditures	Transfers In	Transfers Out	Ending Fund Balance
116204	PRIVATE DONATION-PLNNG-HUTAFF	2016	(51.74)	0.00	51.74	0.00	0.00	0.00
146901	COASTAL ZONE MANAGEMENT PRG	2016	(206,776.77)	0.00	206,776.77	0.00	0.00	0.00
146905	UH SEA GRANT COLLEGE PROGRAM	2016	(2,356.42)	0.00	2,356.42	0.00	0.00	0.00
156800	COASTAL ZONE MANAGEMENT FY15	2016	179,312.79	(339,286.41)	159,973.62	0.00	0.00	0.00
				(339,286.41)	159,973.62	0.00	0.00	
156802	CERTIFIED LOCAL GOVT PRG	2016	(8,677.02)					(8,677.02)
156802	CERTIFIED LOCAL GOVT PRG	2017	(8,677.02)	0.00	8,677.02	0.00	0.00	0.00
166801	COASTAL ZONE MANAGEMENT FY16	2016			194,616.43			194,616.43
166801	COASTAL ZONE MANAGEMENT FY16	2017	194,616.43	(338,948.24)	144,331.81	0.00	0.00	0.00
				(338,948.24)	338,948.24	0.00	0.00	
176801	COASTAL ZONE MANAGEMENT FY17	2017			218,497.97			218,497.97
176801	COASTAL ZONE MANAGEMENT FY17	2018	218,497.97	(373,276.00)	154,778.03	0.00	0.00	0.00
				(373,276.00)	373,276.00	0.00	0.00	
186801	COASTAL ZONE MANAGEMENT FY18	2018			282,083.52			282,083.52
186801	COASTAL ZONE MANAGEMENT FY18	2019	282,083.52	0.00	11,286.01	0.00	0.00	293,369.53
				0.00	293,369.53	0.00	0.00	
196801	COASTAL ZONE MANAGEMENT FY19	2019			51,252.31			51,252.31
				0.00	51,252.31	0.00	0.00	
<b>Grand Total</b>				<b>(1,051,510.65)</b>	<b>1,434,681.65</b>	<b>0.00</b>	<b>0.00</b>	

County of Maui

Grant Revenues & Expenditures Quarterly Report - by Index and Fiscal Year as of 9/30/2018

Police

Index	Index Title	FY	Beginning Fund Balance	Revenue	Expenditures	Transfers In	Transfers Out	Ending Fund Balance
106521	G.R.E.A.T ATC000110	2016	304.39	0.00	(304.39)	0.00	0.00	0.00
106806	D.A.R.E.(DOE)FY10 MOA DO413#5	2016	479.33	0.00	(479.33)	0.00	0.00	0.00
116333	JUVENILE ACCT INCENTIVE DHS01	2016	658.84	0.00	(658.84)	0.00	0.00	0.00
116355	MAUI CHILD PASSENGER SAFTEY	2016	(541.18)	0.00	541.18	0.00	0.00	0.00
116500	COPS TECHNOLOGY GRANT USDJUSTC	2016	(462.69)	0.00	462.69	0.00	0.00	0.00
116510	BULLETPROOF VEST GRNT USDJUSTC	2016	(13,085.32)	0.00	13,085.32	0.00	0.00	0.00
116705	YOUTH GANG DHS-2000-OYS-8048	2016	194.79	0.00	(194.79)	0.00	0.00	0.00
116904	SAFE & DRUG FREE SCHLS #2 DHS	2016	(252.05)	0.00	252.05	0.00	0.00	0.00
126300	LLE BLOCK GRANT 2001-LB-BX1458	2016	132.23	0.00	(132.23)	0.00	0.00	0.00
126331	MPD ROADBLOCK PROGRAM	2016	322.12	0.00	(322.12)	0.00	0.00	0.00
126333	JUV ACT/INC BG DHS-2-OYS-1160A	2016	(7,482.95)	0.00	7,482.95	0.00	0.00	0.00
126335	JUV ACT/INC BG DHS-2-OYS-1160B	2016	(579.95)	0.00	579.95	0.00	0.00	0.00
126340	PROHIBITING ALCOHOL SALES TO M	2016	99.31					99.31
126340	PROHIBITING ALCOHOL SALES TO M	2017	99.31	0.00	(99.31)	0.00	0.00	0.00
126344	MAUI SAFECOMM SPEED	2016	(1,176.53)	0.00	1,176.53	0.00	0.00	0.00
126355	KEIKI INJURY PRTCTN CLTN	2016	2,383.19	0.00	(2,383.19)	0.00	0.00	0.00

## County of Maui

## Grant Revenues &amp; Expenditures Quarterly Report - by Index and Fiscal Year as of 9/30/2018

Police	Index	Index Title	FY	Beginning Fund Balance	Revenue	Expenditures	Transfers In	Transfers Out	Ending Fund Balance
	126356	MAUI SEAT BELT ENFORCEMNT	2016	11,869.64		(11,869.64)			0.00
					0.00	(11,869.64)	0.00	0.00	
	126365	FED EQT/SHARING FORFEITURE POL	2016	(863.82)					(863.82)
	126365	FED EQT/SHARING FORFEITURE POL	2017	(863.82)					(863.82)
	126365	FED EQT/SHARING FORFEITURE POL	2018	(863.82)	863.82				0.00
					863.82	0.00	0.00	0.00	
	126399	911 EMERGENCY MEDICAL FY02	2016	(1,200.00)		1,200.00			0.00
					0.00	1,200.00	0.00	0.00	
	126430	CLANDSTINE LAB RSPNSE TM00DB18	2016	275.72		(275.72)			0.00
					0.00	(275.72)	0.00	0.00	
	126501	COPS IN SCHOOL AWARD	2016	(38,462.46)		38,462.46			0.00
					0.00	38,462.46	0.00	0.00	
	126505	S/W MARIJUANA ERAD #01-DB-4	2016	829.73		(829.73)			0.00
					0.00	(829.73)	0.00	0.00	
	126550	MARIJUANA ERADICATION DEA 2002	2016	(1,034.82)					(1,034.82)
	126550	MARIJUANA ERADICATION DEA 2002	2017	(1,034.82)		1,034.82			0.00
					0.00	1,034.82	0.00	0.00	
	126901	SW NARCOTICS TASK FORCE 01DB11	2016	6,500.00		(6,500.00)			0.00
					0.00	(6,500.00)	0.00	0.00	
	126903	SAFE/DRUG FREE SCHOOLS #3 DHS	2016	4,291.33		(4,291.33)			0.00
					0.00	(4,291.33)	0.00	0.00	
	126905	D.A.R.E.PRGRM(DOE) 02 #18475	2016	1,338.75		(1,338.75)			0.00
					0.00	(1,338.75)	0.00	0.00	
	126908	TRAINING GRANTS-SOH VARIOUS	2016	10,018.45		(1,154.95)			8,863.50
	126908	TRAINING GRANTS-SOH VARIOUS	2017	8,863.50					8,863.50
	126908	TRAINING GRANTS-SOH VARIOUS	2018	8,863.50		(8,863.50)			0.00
					0.00	(10,018.45)	0.00	0.00	
	136301	STATE E911 WIRELESS COMMISSIO	2016	(10,562.57)		2,466.66			(8,095.91)
	136301	STATE E911 WIRELESS COMMISSIO	2017	(8,095.91)		(1,179.73)			(9,275.64)
	136301	STATE E911 WIRELESS COMMISSIO	2018	(9,275.64)	9,275.64				0.00
					9,275.64	1,286.93	0.00	0.00	
	136302	VAWA/DOMESTIC VIOLENCE OUTREAC	2016	3,220.11	(24,000.00)	24,573.89			3,794.00

County of Maui

Grant Revenues & Expenditures Quarterly Report - by Index and Fiscal Year as of 9/30/2018

Police

Index	Index Title	FY	Beginning Fund Balance	Revenue	Expenditures	Transfers In	Transfers Out	Ending Fund Balance
136302	VAWA/DOMESTIC VIOLENCE OUTREAC	2017	3,794.00	(3,794.00)				0.00
				(27,794.00)	24,573.89	0.00	0.00	
136303	HIGH INTENSITY DRUG TRAFFICKIN	2016	(3,000.00)	3,000.00				0.00
				3,000.00	0.00	0.00	0.00	
136330	DOH-ADAD TOBACCO SALES-MINORS	2016	(1,015.70)		1,015.70			0.00
				0.00	1,015.70	0.00	0.00	
136333	JUV ACT/INCNTV B/G PROJ#P.O.I.	2016	(6,678.32)		6,678.32			0.00
				0.00	6,678.32	0.00	0.00	
136335	J/ACT/INCNTV/BG PROJ#COMP STRA	2016	(2,226.75)		2,226.75			0.00
				0.00	2,226.75	0.00	0.00	
136344	MAUI SAFE COMM SPEED	2016	(3,525.53)		3,525.53			0.00
				0.00	3,525.53	0.00	0.00	
136356	MPD SEATBELT PROGRAM	2016	(32,203.19)		32,203.19			0.00
				0.00	32,203.19	0.00	0.00	
136365	FED EQT/SHARING FORFEITURE POL	2016	(134.78)					(134.78)
136365	FED EQT/SHARING FORFEITURE POL	2017	(134.78)					(134.78)
136365	FED EQT/SHARING FORFEITURE POL	2018	(134.78)	134.78				0.00
				134.78	0.00	0.00	0.00	
136399	911 EMS FY03LOG#98-320 MOD#5	2016	67,631.31		(67,631.31)			0.00
				0.00	(67,631.31)	0.00	0.00	
136902	TRAINING GRANTS FY2013	2016	(3,273.35)					(3,273.35)
136902	TRAINING GRANTS FY2013	2017	(3,273.35)					(3,273.35)
136902	TRAINING GRANTS FY2013	2018	(3,273.35)		3,273.35			0.00
				0.00	3,273.35	0.00	0.00	
136910	HI INTRAGENCY MOBLE POLICE 02	2016	(2,506.82)					(2,506.82)
136910	HI INTRAGENCY MOBLE POLICE 02	2017	(2,506.82)					(2,506.82)
136910	HI INTRAGENCY MOBLE POLICE 02	2018	(2,506.82)		2,506.82			0.00
				0.00	2,506.82	0.00	0.00	
146026	TRAINING GRANTS FY2014	2016	(216.13)					(216.13)
146026	TRAINING GRANTS FY2014	2017	(216.13)					(216.13)
146026	TRAINING GRANTS FY2014	2018	(216.13)		216.13			0.00
				0.00	216.13	0.00	0.00	

## County of Maui

## Grant Revenues &amp; Expenditures Quarterly Report - by Index and Fiscal Year as of 9/30/2018

Police			Beginning					Ending
Index	Index Title	FY	Fund Balance	Revenue	Expenditures	Transfers In	Transfers Out	Fund Balance
146030	STATE E911 WIRELESS COMMISSION	2016	(650.22)	712.20	(61.98)			0.00
				712.20	(61.98)	0.00	0.00	
146042	MPD CHILD RESTRAINT PROJECT	2016	84.50		(84.50)			0.00
				0.00	(84.50)	0.00	0.00	
146045	VIOLENCE AGAINST WOMEN ACT	2016	15,366.11	(25,000.00)	10,750.15			1,116.26
146045	VIOLENCE AGAINST WOMEN ACT	2017	1,116.26	(10,000.00)	8,883.74			0.00
				(35,000.00)	19,633.89	0.00	0.00	
146046	JUVENILE ACCT INCENTIVE BLCK	2016	7,851.45	(8,136.30)	284.85			0.00
				(8,136.30)	284.85	0.00	0.00	
146047	SW MARIJUANA ERADICATION	2016	1,656.87	(43,727.00)	42,070.13			0.00
				(43,727.00)	42,070.13	0.00	0.00	
146053	E BYRNE/EPIC AWARENESS	2016	1,430.61	(90,944.08)	89,513.47			0.00
				(90,944.08)	89,513.47	0.00	0.00	
146365	POLICE FORFEITURES	2016	(9,175.25)					(9,175.25)
146365	POLICE FORFEITURES	2017	(9,175.25)					(9,175.25)
146365	POLICE FORFEITURES	2018	(9,175.25)		9,175.25			0.00
				0.00	9,175.25	0.00	0.00	
146400	911 EMS DOH 04 LOG#04-337	2016	22,572.34		(22,572.34)			0.00
				0.00	(22,572.34)	0.00	0.00	
146502	ANALYTICAL EQUIP & INFO MGT SY	2016	4,813.63		(4,813.63)			0.00
				0.00	(4,813.63)	0.00	0.00	
146550	MARIJUANA ERADCTN DEA 2003-51	2016	(6,254.17)		322.43			(5,931.74)
146550	MARIJUANA ERADCTN DEA 2003-51	2017	(5,931.74)		5,931.74			0.00
				0.00	6,254.17	0.00	0.00	
146553	DOMESTIC CANNABIS DEA 2004-53	2016	(13,771.67)	12,939.15	832.52			0.00
				12,939.15	832.52	0.00	0.00	
156024	TRAINING GRANTS FY2015	2016	10,263.52		(4,184.58)			6,078.94
156024	TRAINING GRANTS FY2015	2017	6,078.94					6,078.94
156024	TRAINING GRANTS FY2015	2018	6,078.94		(6,078.94)			0.00
				0.00	(10,263.52)	0.00	0.00	
156030	STATE E911 WIRELESS COMMISSION	2016	525,238.50	(498,495.20)	283.19			27,026.49
156030	STATE E911 WIRELESS COMMISSION	2017	27,026.49					27,026.49

County of Maui

Grant Revenues & Expenditures Quarterly Report - by Index and Fiscal Year as of 9/30/2018

Police

Index	Index Title	FY	Beginning Fund Balance	Revenue	Expenditures	Transfers In	Transfers Out	Ending Fund Balance
156030	STATE E911 WIRELESS COMMISSION	2018	27,026.49		(27,026.49)			0.00
				(498,495.20)	(26,743.30)	0.00	0.00	
156031	911 EMERGENCY MEDICAL SVC	2016	75,922.91	(91,007.41)	15,084.50			0.00
				(91,007.41)	15,084.50	0.00	0.00	
156033	MPD TRAFFIC SERVICES	2016	33,897.68	(37,104.52)	3,206.84			0.00
				(37,104.52)	3,206.84	0.00	0.00	
156035	PROHIBIT TOBACCO SALES TO M	2016		(8,921.91)	10,676.39			1,754.48
156035	PROHIBIT TOBACCO SALES TO M	2017	1,754.48	(1,754.48)				0.00
				(10,676.39)	10,676.39	0.00	0.00	
156037	FFY15 MPD SEAT BELT PROGRAM	2016	11,158.76	(23,931.08)	12,772.32			(0.00)
				(23,931.08)	12,772.32	0.00	0.00	
156038	FFY15 SPEED ENFORCEMENT	2016	23,980.24	(43,009.95)	19,029.71			0.00
				(43,009.95)	19,029.71	0.00	0.00	
156039	FFY15 MPD TRAFFIC DATA RECORDS	2016	10,712.13	(29,412.38)	18,700.25			(0.00)
				(29,412.38)	18,700.25	0.00	0.00	
156040	DISTRACTED DRIVING ENFORCEMENT	2016		(2,049.41)	2,049.41			0.00
				(2,049.41)	2,049.41	0.00	0.00	
156044	MPD ROADBLOCK PROGRAM	2016	80,528.09	(203,039.80)	122,511.71			0.00
				(203,039.80)	122,511.71	0.00	0.00	
156046	KALO PROGRAM	2016	22,836.64	(22,962.36)	125.72			0.00
				(22,962.36)	125.72	0.00	0.00	
156051	DOMESTIC CANNABIS DEA	2016	(88,362.18)		88,362.18			0.00
				0.00	88,362.18	0.00	0.00	
156053	HAWAII NARCOTICS TASK FORCE	2016	5,389.96	(19,510.00)	14,120.04			0.00
				(19,510.00)	14,120.04	0.00	0.00	
156054	HIGH INTENSITY DRUG TRAFFICKIN	2016	33,018.78	(164,110.00)	131,091.22			(0.00)
				(164,110.00)	131,091.22	0.00	0.00	
156056	MPD CHILD RESTRAINT PROJ	2016	6,724.89	(14,899.11)	8,174.22			0.00
				(14,899.11)	8,174.22	0.00	0.00	
156058	JUVENILE ACCT INCENTIVE BLCK	2016	4,492.24	(60,248.67)	70,770.76			15,014.33
156058	JUVENILE ACCT INCENTIVE BLCK	2017	15,014.33	(15,014.33)				0.00

## County of Maui

## Grant Revenues &amp; Expenditures Quarterly Report - by Index and Fiscal Year as of 9/30/2018

Police	Index	Index Title	FY	Beginning Fund Balance	Revenue	Expenditures	Transfers In	Transfers Out	Ending Fund Balance
					(75,263.00)	70,770.76	0.00	0.00	
	156333	JUV/ACT/BG POI DHS-05-OYS-2153	2016	(4,956.25)		4,956.25			0.00
					0.00	4,956.25	0.00	0.00	
	156522	G.R.E.A.T. ATF 2004-JV-FX-0133	2016	(109.70)		109.70			0.00
					0.00	109.70	0.00	0.00	
	156553	DOMESTIC CANNABIS DEA 2005-60	2016	(3,882.55)		3,882.55			0.00
					0.00	3,882.55	0.00	0.00	
	156910	HI INTERAGNCY MOBILE POLICE03	2016	(4,278.78)					(4,278.78)
	156910	HI INTERAGNCY MOBILE POLICE03	2017	(4,278.78)					(4,278.78)
	156910	HI INTERAGNCY MOBILE POLICE03	2018	(4,278.78)		4,278.78			0.00
					0.00	4,278.78	0.00	0.00	
	166365	FEDERAL POLICE FORFEITURES	2016	(1,621.35)					(1,621.35)
	166365	FEDERAL POLICE FORFEITURES	2017	(1,621.35)					(1,621.35)
	166365	FEDERAL POLICE FORFEITURES	2018	(1,621.35)	1,621.35				0.00
					1,621.35	0.00	0.00	0.00	
	166508	SW MARIJUANA ERADCTN TASK FRCE	2016	(23,893.00)		23,893.00			0.00
					0.00	23,893.00	0.00	0.00	
	166509	POLICE AGAINST STREET SALES06	2016	(422.68)					(422.68)
	166509	POLICE AGAINST STREET SALES06	2017	(422.68)					(422.68)
	166509	POLICE AGAINST STREET SALES06	2018	(422.68)		422.68			0.00
					0.00	422.68	0.00	0.00	
	166829	HC&S COMMUNITY INITIATIVE	2017		(3,000.00)				(3,000.00)
	166829	HC&S COMMUNITY INITIATIVE	2018	(3,000.00)					(3,000.00)
	166829	HC&S COMMUNITY INITIATIVE	2019	(3,000.00)		2,414.84			(585.16)
					(3,000.00)	2,414.84	0.00	0.00	
	166830	STATE E911 WIRELESS COMMISSION	2016		(666,988.34)	782,335.46			115,347.12
	166830	STATE E911 WIRELESS COMMISSION	2017	115,347.12	(73,342.54)	36,558.02			78,562.60
	166830	STATE E911 WIRELESS COMMISSION	2018	78,562.60	(78,562.60)				0.00
					(818,893.48)	818,893.48	0.00	0.00	
	166831	TRAINING GRANTS FY2016	2016			22,561.37			22,561.37
	166831	TRAINING GRANTS FY2016	2017	22,561.37	(1,208.70)	(4,005.75)			17,346.92
	166831	TRAINING GRANTS FY2016	2018	17,346.92	(1,295.00)	3,464.36			19,516.28



County of Maui

Grant Revenues & Expenditures Quarterly Report - by Index and Fiscal Year as of 9/30/2018

Police

Index	Index Title	FY	Beginning Fund Balance	Revenue	Expenditures	Transfers In	Transfers Out	Ending Fund Balance
166831	TRAINING GRANTS FY2016	2019	21,698.48		20,735.20			42,433.68
				(2,503.70)	42,755.18	0.00	0.00	
166832	911 EMS DISPATCH COMMUNICATION	2016		(308,018.02)	354,514.44			46,496.42
166832	911 EMS DISPATCH COMMUNICATION	2017	46,496.42	(61,671.72)	15,175.30			0.00
				(369,689.74)	369,689.74	0.00	0.00	
166833	DOMESTIC VIOLENCE:STRANGULATIO	2016		(13,000.00)	18,896.22			5,896.22
166833	DOMESTIC VIOLENCE:STRANGULATIO	2017	5,896.22	(33,000.00)	29,507.38			2,403.60
166833	DOMESTIC VIOLENCE:STRANGULATIO	2018	2,403.60	(54,289.00)	46,894.90			(4,990.50)
166833	DOMESTIC VIOLENCE:STRANGULATIO	2019	(4,990.50)					(4,990.50)
				(100,289.00)	95,298.50	0.00	0.00	
166834	KALO PROGRAM	2016		(78,721.79)	88,562.40			9,840.61
166834	KALO PROGRAM	2017	9,840.61	(10,278.21)	437.60			0.00
				(89,000.00)	89,000.00	0.00	0.00	
166837	MPD TRAFFIC SERVICES	2016		(2,509.93)	40,278.48			37,768.55
166837	MPD TRAFFIC SERVICES	2017	37,768.55	(37,768.55)				0.00
				(40,278.48)	40,278.48	0.00	0.00	
166838	MPD TRAFFIC DATA RECORDS	2016		(11,724.31)	209,736.68			198,012.37
166838	MPD TRAFFIC DATA RECORDS	2017	198,012.37	(205,619.75)	7,607.38			(0.00)
				(217,344.06)	217,344.06	0.00	0.00	
166839	MPD SPEED ENFORCEMENT	2016		(11,831.47)	76,959.37			65,127.90
166839	MPD SPEED ENFORCEMENT	2017	65,127.90	(100,132.65)	35,004.75			0.00
				(111,964.12)	111,964.12	0.00	0.00	
166840	MPD ROADBLOCK PROGRAM	2016		(68,928.00)	206,644.20			137,716.20
166840	MPD ROADBLOCK PROGRAM	2017	137,716.20	(285,492.30)	147,776.10			0.00
				(354,420.30)	354,420.30	0.00	0.00	
166841	DISTRACTED DRIVING ENFORCEMENT	2016		(550.41)	43,866.64			43,316.23
166841	DISTRACTED DRIVING ENFORCEMENT	2017	43,316.23	(46,055.86)	2,739.63			0.00
				(46,606.27)	46,606.27	0.00	0.00	
166842	HAWAII NARCOTICS TASK FORCE	2016		(22,848.00)	22,848.00			0.00
				(22,848.00)	22,848.00	0.00	0.00	
166843	MPD SEAT BELT PROGRAM	2016		(2,758.02)	25,872.25			23,114.23
166843	MPD SEAT BELT PROGRAM	2017	23,114.23	(34,571.55)	11,457.32			(0.00)

## County of Maui

## Grant Revenues &amp; Expenditures Quarterly Report - by Index and Fiscal Year as of 9/30/2018

## Police

Index	Index Title	FY	Beginning Fund Balance	Revenue	Expenditures	Transfers In	Transfers Out	Ending Fund Balance
				(37,329.57)	37,329.57	0.00	0.00	
166844	HIGH INTENSITY DRUG TRAFFICKIN	2016		(137,822.84)	152,326.62			14,503.78
166844	HIGH INTENSITY DRUG TRAFFICKIN	2017	14,503.78	(45,372.16)	30,868.38			(0.00)
				(183,195.00)	183,195.00	0.00	0.00	
166845	MPD CHILD RESTRAINT PRG	2016		(3,126.80)	13,348.20			10,221.40
166845	MPD CHILD RESTRAINT PRG	2017	10,221.40	(20,545.26)	10,323.86			0.00
				(23,672.06)	23,672.06	0.00	0.00	
166846	E BYRNE MEMORIAL JAG	2017			78,309.00			78,309.00
166846	E BYRNE MEMORIAL JAG	2018	78,309.00	(78,309.00)				0.00
				(78,309.00)	78,309.00	0.00	0.00	
166847	HAWAII NARCOTICS TASK FORCE	2016			5,232.48			5,232.48
166847	HAWAII NARCOTICS TASK FORCE	2017	5,232.48	(30,216.68)	24,984.20			0.00
				(30,216.68)	30,216.68	0.00	0.00	
166848	SW MARIJUANA ERADICATION	2016			11,264.04			11,264.04
166848	SW MARIJUANA ERADICATION	2017	11,264.04	(45,641.88)	34,377.84			0.00
				(45,641.88)	45,641.88	0.00	0.00	
166849	BODY WORN CAMERA IMPL PRJ	2017			101,982.22			101,982.22
166849	BODY WORN CAMERA IMPL PRJ	2018	101,982.22	(146,642.87)	44,660.65			(0.00)
				(146,642.87)	146,642.87	0.00	0.00	
166855	SEX ASSAULT	2016			504.12			504.12
166855	SEX ASSAULT	2017	504.12	(16,000.00)	30,484.10			14,988.22
166855	SEX ASSAULT	2018	14,988.22	(33,382.00)	22,393.78			4,000.00
166855	SEX ASSAULT	2019	4,000.00					4,000.00
				(49,382.00)	53,382.00	0.00	0.00	
166856	DRUG ENFORCEMENT AGENCY	2016		(72,000.00)	9,054.50			(62,945.50)
166856	DRUG ENFORCEMENT AGENCY	2017	(62,945.50)		62,945.50			0.00
				(72,000.00)	72,000.00	0.00	0.00	
166857	POSITIVE OUTREACH INTERVENTION	2016			10,647.68			10,647.68
166857	POSITIVE OUTREACH INTERVENTION	2017	10,647.68	(68,112.06)	74,615.32			17,150.94
166857	POSITIVE OUTREACH INTERVENTION	2018	17,150.94	(17,150.94)				0.00
				(85,263.00)	85,263.00	0.00	0.00	
166858	PC FORENSIC SCIENCES IMPRV ACT	2017		(7,410.00)	7,410.00			0.00

County of Maui

Grant Revenues & Expenditures Quarterly Report - by Index and Fiscal Year as of 9/30/2018

Police

Index	Index Title	FY	Beginning Fund Balance	Revenue	Expenditures	Transfers In	Transfers Out	Ending Fund Balance
				(7,410.00)	7,410.00	0.00	0.00	
176360	SW JUVENILE JUSTICE INFM/SYSTEM	2016	(15,964.00)		15,964.00			0.00
				0.00	15,964.00	0.00	0.00	
176832	911 EMS DISPATCH COMMUNICATION	2017		(321,314.15)	358,620.34			37,306.19
176832	911 EMS DISPATCH COMMUNICATION	2018	37,306.19	(55,551.68)	18,245.49			0.00
				(376,865.83)	376,865.83	0.00	0.00	
176834	KALO PROGRAM	2017		(79,341.72)	81,473.27			2,131.55
176834	KALO PROGRAM	2018	2,131.55	(9,658.28)	7,526.73			0.00
				(89,000.00)	89,000.00	0.00	0.00	
176837	MPD TRAFFIC SERVICES	2017			34,268.84			34,268.84
176837	MPD TRAFFIC SERVICES	2018	34,268.84	(66,907.22)	33,194.43			556.05
176837	MPD TRAFFIC SERVICES	2019	556.05					556.05
				(66,907.22)	67,463.27	0.00	0.00	
176838	MPD TRAFFIC DATA RECORDS	2017		(750.80)	18,353.13			17,602.33
176838	MPD TRAFFIC DATA RECORDS	2018	17,602.33	(59,591.43)	63,788.44			21,799.34
176838	MPD TRAFFIC DATA RECORDS	2019	21,799.34					21,799.34
				(60,342.23)	82,141.57	0.00	0.00	
176839	MPD SPEED ENFORCEMENT	2017		(30,312.52)	92,626.14			62,313.62
176839	MPD SPEED ENFORCEMENT	2018	62,313.62	(109,603.53)	47,289.91			0.00
				(139,916.05)	139,916.05	0.00	0.00	
176840	MPD ROADBLOCK PROGRAM	2017		(44,608.30)	169,037.87			124,429.57
176840	MPD ROADBLOCK PROGRAM	2018	124,429.57	(208,707.11)	84,577.54			300.00
176840	MPD ROADBLOCK PROGRAM	2019	300.00					300.00
				(253,315.41)	253,615.41	0.00	0.00	
176841	DISTRACTED DRIVING ENFORCEMENT	2017		(3,998.86)	21,601.38			17,602.52
176841	DISTRACTED DRIVING ENFORCEMENT	2018	17,602.52	(24,007.52)	6,405.00			0.00
				(28,006.38)	28,006.38	0.00	0.00	
176842	HAWAII NARCOTICS TASK FORCE	2017			8,938.72			8,938.72
176842	HAWAII NARCOTICS TASK FORCE	2018	8,938.72	(23,897.00)	13,627.76			(1,330.52)
176842	HAWAII NARCOTICS TASK FORCE	2019	(1,330.52)					(1,330.52)
				(23,897.00)	22,566.48	0.00	0.00	
176843	MPD SEAT BELT PROGRAM	2017		(2,359.38)	31,914.32			29,554.94

## County of Maui

## Grant Revenues &amp; Expenditures Quarterly Report - by Index and Fiscal Year as of 9/30/2018

## Police

Index	Index Title	FY	Beginning Fund Balance	Revenue	Expenditures	Transfers In	Transfers Out	Ending Fund Balance
176843	MPD SEAT BELT PROGRAM	2018	29,554.94	(32,279.98)	2,725.04			0.00
				<u>(34,639.36)</u>	<u>34,639.36</u>	<u>0.00</u>	<u>0.00</u>	
176844	HIGH INTENSITY DRUG TRAFFICKIN	2017		(80,219.94)	112,520.37			32,300.43
176844	HIGH INTENSITY DRUG TRAFFICKIN	2018	32,300.43	(81,209.71)	48,909.28			(0.00)
				<u>(161,429.65)</u>	<u>161,429.65</u>	<u>0.00</u>	<u>0.00</u>	
176845	MPD CHILD RESTRAINT PRG	2017		(809.60)	15,584.53			14,774.93
176845	MPD CHILD RESTRAINT PRG	2018	14,774.93	(23,010.55)	8,110.64			(124.98)
176845	MPD CHILD RESTRAINT PRG	2019	(124.98)					(124.98)
				<u>(23,820.15)</u>	<u>23,695.17</u>	<u>0.00</u>	<u>0.00</u>	
176846	STATE E911 WIRELESS COMMISSION	2017		(737,601.42)	1,228,691.56			491,090.14
176846	STATE E911 WIRELESS COMMISSION	2018	491,090.14	(485,190.98)	(5,899.16)			0.00
				<u>(1,222,792.40)</u>	<u>1,222,792.40</u>	<u>0.00</u>	<u>0.00</u>	
176848	SW MARIJUANA ERADICATION	2017			1,079.61			1,079.61
176848	SW MARIJUANA ERADICATION	2018	1,079.61	(35,501.00)	34,401.91			(19.48)
176848	SW MARIJUANA ERADICATION	2019	(19.48)					(19.48)
				<u>(35,501.00)</u>	<u>35,481.52</u>	<u>0.00</u>	<u>0.00</u>	
176852	PROHIBIT TOBACCO SALES TO M	2017		(5,654.48)	5,654.48			0.00
				<u>(5,654.48)</u>	<u>5,654.48</u>	<u>0.00</u>	<u>0.00</u>	
176854	FY16 JAG PROGRAM	2018			2,526.37			2,526.37
176854	FY16 JAG PROGRAM	2019	2,526.37		2,465.00			4,991.37
				<u>0.00</u>	<u>4,991.37</u>	<u>0.00</u>	<u>0.00</u>	
176856	DRUG ENFORCEMENT AGENCY	2017		(45,000.00)				(45,000.00)
176856	DRUG ENFORCEMENT AGENCY	2018	(45,000.00)		45,000.00			0.00
				<u>(45,000.00)</u>	<u>45,000.00</u>	<u>0.00</u>	<u>0.00</u>	
176857	POSITIVE OUTREACH INTERVENTION	2017			1,218.20			1,218.20
176857	POSITIVE OUTREACH INTERVENTION	2018	1,218.20	(71,004.12)	84,044.80			14,258.88
176857	POSITIVE OUTREACH INTERVENTION	2019	13,345.34					13,345.34
				<u>(71,004.12)</u>	<u>85,263.00</u>	<u>0.00</u>	<u>0.00</u>	
186436	DOMESTIC VIOLNC VCTMLSS 02WF17	2016	(20,358.79)		20,358.79			0.00
				<u>0.00</u>	<u>20,358.79</u>	<u>0.00</u>	<u>0.00</u>	
186832	911 EMS DISPATCH COMMUNICATION	2018		(372,739.30)	370,635.04			(2,104.26)
186832	911 EMS DISPATCH COMMUNICATION	2019	(2,104.26)	(4,126.53)				(6,230.79)

County of Maui

Grant Revenues & Expenditures Quarterly Report - by Index and Fiscal Year as of 9/30/2018

Police

Index	Index Title	FY	Beginning Fund Balance	Revenue	Expenditures	Transfers In	Transfers Out	Ending Fund Balance
				(376,865.83)	370,635.04	0.00	0.00	
186833	DOM VIOLENCE:STALKING/HOMICIDE	2018		(19,000.00)	21,254.55			2,254.55
186833	DOM VIOLENCE:STALKING/HOMICIDE	2019	2,254.55	(2,000.00)	8,104.42			8,358.97
				(21,000.00)	29,358.97	0.00	0.00	
186834	KALO PROGRAM	2018		(59,520.43)	75,872.23			16,351.80
186834	KALO PROGRAM	2019	16,351.80		3,961.19			20,312.99
				(59,520.43)	79,833.42	0.00	0.00	
186835	HO'OHULI PROGRAM	2018		(63,571.01)	51,788.35			(11,782.66)
186835	HO'OHULI PROGRAM	2019	(11,782.66)					(11,782.66)
				(63,571.01)	51,788.35	0.00	0.00	
186836	MPD SPEED EQUIPMENT	2018			12,448.80			12,448.80
186836	MPD SPEED EQUIPMENT	2019			5,447.00			5,447.00
				0.00	17,895.80	0.00	0.00	
186837	MPD TRAFFIC SERVICES	2018		(6,494.81)	49,851.70			43,356.89
186837	MPD TRAFFIC SERVICES	2019	43,056.99	(15,902.67)	21,369.15			48,523.47
				(22,397.48)	71,220.85	0.00	0.00	
186838	MPD TRAFFIC DATA RECORDS	2018		(29,195.20)	32,507.66			3,312.46
186838	MPD TRAFFIC DATA RECORDS	2019	3,312.46	(773.32)	4,998.09			7,537.23
				(29,968.52)	37,505.75	0.00	0.00	
186839	MPD SPEED ENFORCEMENT	2018		(34,931.50)	96,441.75			61,510.25
186839	MPD SPEED ENFORCEMENT	2019	33,704.65	(33,704.65)				0.00
				(68,636.15)	96,441.75	0.00	0.00	
186841	DISTRACTED DRIVING ENFORCEMENT	2018		(6,986.56)	57,644.50			50,657.94
186841	DISTRACTED DRIVING ENFORCEMENT	2019	23,127.85	(22,369.85)				758.00
				(29,356.41)	57,644.50	0.00	0.00	
186842	MPD ROADBLOCK PROGRAM	2018		(48,270.97)	190,639.73			142,368.76
186842	MPD ROADBLOCK PROGRAM	2019	57,959.96	(53,283.15)	10,313.61			14,990.42
				(101,554.12)	200,953.34	0.00	0.00	
186843	MPD SEAT BELT PROGRAM	2018		(8,822.25)	52,146.92			43,324.67
186843	MPD SEAT BELT PROGRAM	2019	24,845.20	(24,845.20)				0.00
				(33,667.45)	52,146.92	0.00	0.00	
186844	HIGH INTENSITY DRUG TRAFFIC'G	2018		(32,339.74)	82,907.97			50,568.23

## County of Maui

## Grant Revenues &amp; Expenditures Quarterly Report - by Index and Fiscal Year as of 9/30/2018

## Police

Index	Index Title	FY	Beginning Fund Balance	Revenue	Expenditures	Transfers In	Transfers Out	Ending Fund Balance
186844	HIGH INTENSITY DRUG TRAFFIC'G	2019	50,568.23	(35,614.14)	51,209.84			66,163.93
				<u>(67,953.88)</u>	<u>134,117.81</u>	<u>0.00</u>	<u>0.00</u>	
186845	MPD CHILD RESTRAINT PRG	2018		(1,264.32)	15,558.86			14,294.54
186845	MPD CHILD RESTRAINT PRG	2019	13,361.36	(3,568.76)	3,396.03			13,188.63
				<u>(4,833.08)</u>	<u>18,954.89</u>	<u>0.00</u>	<u>0.00</u>	
186846	STATE E911 WIRELESS COMMISSION	2018		(1,013,762.88)	1,202,400.16			188,637.28
186846	STATE E911 WIRELESS COMMISSION	2019	188,637.28	(186,836.82)	337,945.45			339,745.91
				<u>(1,200,599.70)</u>	<u>1,540,345.61</u>	<u>0.00</u>	<u>0.00</u>	
186848	SW MULTI JURISDICTIONAL DRUG	2018			1,993.84			1,993.84
186848	SW MULTI JURISDICTIONAL DRUG	2019	1,993.84	(2,000.00)	1,817.63			1,811.47
				<u>(2,000.00)</u>	<u>3,811.47</u>	<u>0.00</u>	<u>0.00</u>	
186857	POSITIVE OUTREACH INTERVENTION	2018			9,400.98			9,400.98
186857	POSITIVE OUTREACH INTERVENTION	2019	898.70		7,769.19			8,667.89
				<u>0.00</u>	<u>17,170.17</u>	<u>0.00</u>	<u>0.00</u>	
196355	MPD CHILD RESTRANT PRG FY09	2016	95.00		(95.00)			0.00
				<u>0.00</u>	<u>(95.00)</u>	<u>0.00</u>	<u>0.00</u>	
196362	STATE FORFEITURE	2016	(888.08)					(888.08)
196362	STATE FORFEITURE	2017	(888.08)					(888.08)
196362	STATE FORFEITURE	2018	(888.08)					(888.08)
196362	STATE FORFEITURE	2019	(888.08)					(888.08)
				<u>0.00</u>	<u>0.00</u>	<u>0.00</u>	<u>0.00</u>	
196364	FED. TRY POLICE FORFEITURES	2016	(525.03)					(525.03)
196364	FED. TRY POLICE FORFEITURES	2017	(525.03)					(525.03)
196364	FED. TRY POLICE FORFEITURES	2018	(525.03)	525.03				0.00
				<u>525.03</u>	<u>0.00</u>	<u>0.00</u>	<u>0.00</u>	
196365	FEDERAL JUSTICE FORFEITURE	2016	(23,835.08)	5,257.15	(469.54)			(19,047.47)
196365	FEDERAL JUSTICE FORFEITURE	2017	(19,047.47)	(282,236.67)	238,866.60			(62,417.54)
196365	FEDERAL JUSTICE FORFEITURE	2018	(62,417.54)	(132,957.36)	123,657.65			(71,717.25)
196365	FEDERAL JUSTICE FORFEITURE	2019	(71,717.25)					(71,717.25)
				<u>(409,936.88)</u>	<u>362,054.71</u>	<u>0.00</u>	<u>0.00</u>	
196832	911 EMS DISPATCH COMMUNICATION	2019			121,475.89			121,475.89
				<u>0.00</u>	<u>121,475.89</u>	<u>0.00</u>	<u>0.00</u>	

County of Maui

Grant Revenues & Expenditures Quarterly Report - by Index and Fiscal Year as of 9/30/2018

Police

Index	Index Title	FY	Beginning Fund Balance	Revenue	Expenditures	Transfers In	Transfers Out	Ending Fund Balance
196834	KALO PROGRAM	2019		0.00	416.66	0.00	0.00	416.66
196846	STATE E911 WIRELESS COMMISSION	2019		(65,231.55)	368,476.48	0.00	0.00	303,244.93
196901	SW NARCOTICS TASK FORCE 98DB6	2016	(509.30)	0.00	509.30	0.00	0.00	0.00
196905	WAILEA SPEED ENFORCEMENT	2016	(3,995.64)	0.00	3,995.64	0.00	0.00	0.00
<b>Grand Total</b>				<b>(9,543,083.00)</b>	<b>10,017,976.75</b>	<b>0.00</b>	<b>0.00</b>	

## County of Maui

## Fire and Public Safety

## Grant Revenues &amp; Expenditures Quarterly Report - by Index and Fiscal Year as of 9/30/2018

Index	Index Title	FY	Beginning Fund Balance	Revenue	Expenditures	Transfers In	Transfers Out	Ending Fund Balance
106033	VOLUNTEER FIRE ASSTNCE DLNR10	2016	(180.05)					(180.05)
106033	VOLUNTEER FIRE ASSTNCE DLNR10	2017	(180.05)		180.05			0.00
				<u>0.00</u>	<u>180.05</u>	<u>0.00</u>	<u>0.00</u>	
106047	EMS (FIRE)TRAINING (PVT)IAAI	2016	(1,275.81)					(1,275.81)
106047	EMS (FIRE)TRAINING (PVT)IAAI	2017	(1,275.81)		1,288.15			12.34
106047	EMS (FIRE)TRAINING (PVT)IAAI	2018	12.34		(12.34)			0.00
				<u>0.00</u>	<u>1,275.81</u>	<u>0.00</u>	<u>0.00</u>	
106049	FIRE/LEPC (DOH) HMEP	2016	(39,675.65)	(13,522.72)	12,389.68			(40,808.69)
106049	FIRE/LEPC (DOH) HMEP	2017	(40,808.69)	(13,610.32)	7,797.36			(46,621.65)
106049	FIRE/LEPC (DOH) HMEP	2018	(46,621.65)	(12,817.73)	9,903.74			(49,535.64)
106049	FIRE/LEPC (DOH) HMEP	2019	(49,535.64)	(10,095.35)	4,878.48			(54,752.51)
				<u>(50,046.12)</u>	<u>34,969.26</u>	<u>0.00</u>	<u>0.00</u>	
116033	VOLUNTEER FIRE ASSTNCE DLNR11	2016	(1,432.15)					(1,432.15)
116033	VOLUNTEER FIRE ASSTNCE DLNR11	2017	(1,432.15)		1,432.15			0.00
				<u>0.00</u>	<u>1,432.15</u>	<u>0.00</u>	<u>0.00</u>	
116046	MFD EQUIPMENT PURCHASE EMO1-04	2016	(163.16)					(163.16)
116046	MFD EQUIPMENT PURCHASE EMO1-04	2017	(163.16)		163.16			0.00
				<u>0.00</u>	<u>163.16</u>	<u>0.00</u>	<u>0.00</u>	
116047	PRIVATE DONATIONS-FIRE DEPT	2016	(20,200.48)					(20,200.48)
116047	PRIVATE DONATIONS-FIRE DEPT	2017	(20,200.48)	14,800.00				(5,400.48)
116047	PRIVATE DONATIONS-FIRE DEPT	2018	(5,400.48)					(5,400.48)
116047	PRIVATE DONATIONS-FIRE DEPT	2019	(5,400.48)					(5,400.48)
				<u>14,800.00</u>	<u>0.00</u>	<u>0.00</u>	<u>0.00</u>	
116090	HAZARDOUS MATRLS(HMEP) GRNT11	2016	2,831.60					2,831.60
116090	HAZARDOUS MATRLS(HMEP) GRNT11	2017	2,831.60		(2,831.60)			0.00
				<u>0.00</u>	<u>(2,831.60)</u>	<u>0.00</u>	<u>0.00</u>	
136046	MFD EQUIPMNT PURCHASE/CPS PRGR	2016	76.94					76.94
136046	MFD EQUIPMNT PURCHASE/CPS PRGR	2017	76.94		(76.94)			0.00
				<u>0.00</u>	<u>(76.94)</u>	<u>0.00</u>	<u>0.00</u>	
146049	WELLNESS/FITNESS FIRE ACT GRNT	2016	3,000.00					3,000.00
146049	WELLNESS/FITNESS FIRE ACT GRNT	2017	3,000.00		(3,000.00)			0.00
				<u>0.00</u>	<u>(3,000.00)</u>	<u>0.00</u>	<u>0.00</u>	



County of Maui

Fire and Public Safety

Grant Revenues & Expenditures Quarterly Report - by Index and Fiscal Year as of 9/30/2018

Index	Index Title	FY	Beginning Fund Balance	Revenue	Expenditures	Transfers In	Transfers Out	Ending Fund Balance
146102	VOL FIRE ASSISTANCE GRANT FY14	2016	50,000.00	(50,000.00)				0.00
				<u>(50,000.00)</u>	<u>0.00</u>	<u>0.00</u>	<u>0.00</u>	
146105	MONSANTO GRANT FY14	2016	14,800.00					14,800.00
146105	MONSANTO GRANT FY14	2017	14,800.00	(14,800.00)				0.00
				<u>(14,800.00)</u>	<u>0.00</u>	<u>0.00</u>	<u>0.00</u>	
156055	FIRE SAFETY HSE-EMW2003FP01732	2016	(3,452.10)					(3,452.10)
156055	FIRE SAFETY HSE-EMW2003FP01732	2017	(3,452.10)		3,452.10			0.00
				<u>0.00</u>	<u>3,452.10</u>	<u>0.00</u>	<u>0.00</u>	
156103	VOL FIRE ASSISTANCE GRANT FY15	2016			18,750.00			18,750.00
156103	VOL FIRE ASSISTANCE GRANT FY15	2017	18,750.00	(18,750.00)				0.00
				<u>(18,750.00)</u>	<u>18,750.00</u>	<u>0.00</u>	<u>0.00</u>	
156106	MFD HYDRAFUSION STRUTS	2016	27,923.46					27,923.46
156106	MFD HYDRAFUSION STRUTS	2017	27,923.46	(27,923.46)				0.00
				<u>(27,923.46)</u>	<u>0.00</u>	<u>0.00</u>	<u>0.00</u>	
166057	FIRE INOPERABILITY GRT FE15141	2016	(95.66)					(95.66)
166057	FIRE INOPERABILITY GRT FE15141	2017	(95.66)		95.66			0.00
				<u>0.00</u>	<u>95.66</u>	<u>0.00</u>	<u>0.00</u>	
166732	OLOWALU FIRE BRK COMP WUI	2016			18,850.00			18,850.00
166732	OLOWALU FIRE BRK COMP WUI	2017	18,850.00	(20,822.50)	1,972.50			0.00
				<u>(20,822.50)</u>	<u>20,822.50</u>	<u>0.00</u>	<u>0.00</u>	
176112	FIREMAN'S FUND INSURANCE CO	2016	(166.97)					(166.97)
176112	FIREMAN'S FUND INSURANCE CO	2017	(166.97)					(166.97)
176112	FIREMAN'S FUND INSURANCE CO	2018	(166.97)		166.97			0.00
				<u>0.00</u>	<u>166.97</u>	<u>0.00</u>	<u>0.00</u>	
176733	FY15 ASSISTANCE TO FIR GRANTS	2018		(527,046.00)	527,046.00			0.00
176733	FY15 ASSISTANCE TO FIR GRANTS	2019	(.01)					(0.01)
				<u>(527,046.00)</u>	<u>527,046.00</u>	<u>0.00</u>	<u>0.00</u>	
176820	MAKENA LIFEGUARD SERVICES	2017		(454,851.75)	588,358.67			133,506.92
176820	MAKENA LIFEGUARD SERVICES	2018	133,506.92	(151,617.25)	18,110.33			0.00
				<u>(606,469.00)</u>	<u>606,469.00</u>	<u>0.00</u>	<u>0.00</u>	
186033	USDA RURAL 1ST RESPNDR LANAI	2016	(9,083.35)					(9,083.35)
186033	USDA RURAL 1ST RESPNDR LANAI	2017	(9,083.35)					(9,083.35)

## County of Maui

## Fire and Public Safety

## Grant Revenues &amp; Expenditures Quarterly Report - by Index and Fiscal Year as of 9/30/2018

Index	Index Title	FY	Beginning Fund Balance	Revenue	Expenditures	Transfers In	Transfers Out	Ending Fund Balance
186033	USDA RURAL 1ST RESPNDR LANAI	2018	(9,083.35)		9,083.35			0.00
186033	USDA RURAL 1ST RESPNDR LANAI	2019	(2,843.36)					(2,843.36)
				<u>0.00</u>	<u>9,083.35</u>	<u>0.00</u>	<u>0.00</u>	
186034	USDA RURAL 1ST RESPNDR MOLOKAI	2016	(3,548.03)					(3,548.03)
186034	USDA RURAL 1ST RESPNDR MOLOKAI	2017	(3,548.03)					(3,548.03)
186034	USDA RURAL 1ST RESPNDR MOLOKAI	2018	(3,548.03)		3,548.03			0.00
186034	USDA RURAL 1ST RESPNDR MOLOKAI	2019	(3,548.03)					(3,548.03)
				<u>0.00</u>	<u>3,548.03</u>	<u>0.00</u>	<u>0.00</u>	
186732	MFD EXTRICATION TOOLS	2019			17,344.08			17,344.08
				<u>0.00</u>	<u>17,344.08</u>	<u>0.00</u>	<u>0.00</u>	
186820	MAKENA LIFEGUARD SERVICES	2018		(1,056,058.64)	1,056,058.64			0.00
				<u>(1,056,058.64)</u>	<u>1,056,058.64</u>	<u>0.00</u>	<u>0.00</u>	
186826	FIRE NDRI Grant	2019		(20,000.00)	11,981.74			(8,018.26)
				<u>(20,000.00)</u>	<u>11,981.74</u>	<u>0.00</u>	<u>0.00</u>	
196050	FIRE TRAINING GRANT (CHEVRON)	2016	(1,540.00)					(1,540.00)
196050	FIRE TRAINING GRANT (CHEVRON)	2017	(1,540.00)	(1,500.00)	3,547.97			507.97
196050	FIRE TRAINING GRANT (CHEVRON)	2018	507.97		(507.97)			0.00
				<u>(1,500.00)</u>	<u>3,040.00</u>	<u>0.00</u>	<u>0.00</u>	
196051	FIREFIGHTERS CHARTABLE FNDATN	2016	(550.00)					(550.00)
196051	FIREFIGHTERS CHARTABLE FNDATN	2017	(550.00)					(550.00)
196051	FIREFIGHTERS CHARTABLE FNDATN	2018	(550.00)		550.00			0.00
				<u>0.00</u>	<u>550.00</u>	<u>0.00</u>	<u>0.00</u>	
196055	FEMA FIRE TRAINING FUNDS	2016	9,187.20	(3,081.76)	3,081.76			9,187.20
196055	FEMA FIRE TRAINING FUNDS	2017	9,187.20	(4,041.00)	3,746.00			8,892.20
196055	FEMA FIRE TRAINING FUNDS	2018	8,892.20		1,476.61			10,368.81
196055	FEMA FIRE TRAINING FUNDS	2019	10,368.81					10,368.81
				<u>(7,122.76)</u>	<u>8,304.37</u>	<u>0.00</u>	<u>0.00</u>	
196820	MAKENA LIFEGUARD SERVICES	2019			146,918.03			146,918.03
				<u>0.00</u>	<u>146,918.03</u>	<u>0.00</u>	<u>0.00</u>	
<b>Grand Total</b>				<b>(2,385,738.48)</b>	<b>2,465,742.36</b>	<b>0.00</b>	<b>0.00</b>	

County of Maui

Emergency Management Agency Grant Revenues & Expenditures Quarterly Report - by Index and Fiscal Year as of 9/30/2018

Index	Index Title	FY	Beginning Fund Balance	Revenue	Expenditures	Transfers In	Transfers Out	Ending Fund Balance
106056	INTROPRBL EMERGENCY COMM GRNT	2016	835.79	(7,792.46)	6,956.67			0.00
				<u>(7,792.46)</u>	<u>6,956.67</u>	<u>0.00</u>	<u>0.00</u>	
116053	FFY10 ST HOMELAND SECURITY PRG	2016	(520.55)	0.00	520.55	0.00	0.00	0.00
					<u>520.55</u>	<u>0.00</u>	<u>0.00</u>	
136052	FFY12 COM'TY OUTREACH / CCP	2016	2,119.43	(2,982.08)	862.65			0.00
				<u>(2,982.08)</u>	<u>862.65</u>	<u>0.00</u>	<u>0.00</u>	
136053	FFY12 ST HOMELAND SECURITY GRT	2016	(175.65)	0.00	175.65	0.00	0.00	0.00
					<u>175.65</u>	<u>0.00</u>	<u>0.00</u>	
146200	EMERGENCY MGT PERFORMANCE GRT	2016	45,328.04	(114,620.50)	69,292.46			0.00
				<u>(114,620.50)</u>	<u>69,292.46</u>	<u>0.00</u>	<u>0.00</u>	
146201	FFY13 ST HOMELAND SECURITY	2016	21,321.47	(214,076.31)	192,754.84			0.00
				<u>(214,076.31)</u>	<u>192,754.84</u>	<u>0.00</u>	<u>0.00</u>	
146202	FFY13 SHSG COM'TY&CITIZEN PREP	2016	3,540.80	(9,221.96)	5,681.16			0.00
				<u>(9,221.96)</u>	<u>5,681.16</u>	<u>0.00</u>	<u>0.00</u>	
156201	ST HOMELAND SECURITY	2016		(116,085.65)	245,950.09			129,864.44
156201	ST HOMELAND SECURITY	2017	129,864.44	(404,508.01)	274,643.57			0.00
				<u>(520,593.66)</u>	<u>520,593.66</u>	<u>0.00</u>	<u>0.00</u>	
156203	CITIZENS CORPS PRG	2016		(14,204.62)	24,111.64			9,907.02
156203	CITIZENS CORPS PRG	2017	9,907.02	(9,907.02)				0.00
				<u>(24,111.64)</u>	<u>24,111.64</u>	<u>0.00</u>	<u>0.00</u>	
156205	EMERGENCY MGT PERFORMANCE GRT	2016	13,500.00	(100,000.00)	86,500.00			(0.00)
				<u>(100,000.00)</u>	<u>86,500.00</u>	<u>0.00</u>	<u>0.00</u>	
166701	EMERGENCY MGT PERFORMANCE GRT	2016			100,000.00			100,000.00
166701	EMERGENCY MGT PERFORMANCE GRT	2017	100,000.00	(100,000.00)				0.00
				<u>(100,000.00)</u>	<u>100,000.00</u>	<u>0.00</u>	<u>0.00</u>	
166702	ST HOMELAND SECURITY	2016		(66,511.16)	134,814.61			68,303.45
166702	ST HOMELAND SECURITY	2017	68,303.45	(234,128.62)	492,441.85			326,616.68
166702	ST HOMELAND SECURITY	2018	326,616.68	(419,622.61)	101,029.93			8,024.00
166702	ST HOMELAND SECURITY	2019	8,024.00	(7,619.05)	3,204.16			3,609.11
				<u>(727,881.44)</u>	<u>731,490.55</u>	<u>0.00</u>	<u>0.00</u>	
176701	EMERGENCY MGT PERFORMANCE GRT	2017			99,981.24			99,981.24
176701	EMERGENCY MGT PERFORMANCE GRT	2018	99,981.24	(100,000.00)	18.76			0.00

## County of Maui

## Emergency Management Agency

## Grant Revenues &amp; Expenditures Quarterly Report - by Index and Fiscal Year as of 9/30/2018

Index	Index Title	FY	Beginning Fund Balance	Revenue	Expenditures	Transfers In	Transfers Out	Ending Fund Balance
				(100,000.00)	100,000.00	0.00	0.00	
176702	ST HOMELAND SECURITY	2017			19,308.26			19,308.26
176702	ST HOMELAND SECURITY	2018	19,308.26	(45,515.96)	232,753.88			206,546.18
176702	ST HOMELAND SECURITY	2019	206,546.18	(99,535.10)	10,963.83			117,974.91
				(145,051.06)	263,025.97	0.00	0.00	
186701	EMERGENCY MGT PERFORMANCE GRT	2018			92,356.24			92,356.24
186701	EMERGENCY MGT PERFORMANCE GRT	2019	92,356.24	(68,036.36)				24,319.88
				(68,036.36)	92,356.24	0.00	0.00	
186702	ST HOMELAND SECURITY	2018			58,809.21			58,809.21
186702	ST HOMELAND SECURITY	2019	58,809.21		128,545.19			187,354.40
				0.00	187,354.40	0.00	0.00	
<b>Grand Total</b>				<b>(2,134,367.47)</b>	<b>2,381,676.44</b>	<b>0.00</b>	<b>0.00</b>	

County of Maui

Housing and Human Concerns

Grant Revenues & Expenditures Quarterly Report - by Index and Fiscal Year as of 9/30/2018

Index	Index Title	FY	Beginning Fund Balance	Revenue	Expenditures	Transfers In	Transfers Out	Ending Fund Balance
106604	AGING/DISABLT Y RSC CTR ST/HI	2016	46,647.96		(46,647.96)			(0.00)
				0.00	(46,647.96)	0.00	0.00	
106607	HAWAII COMM LIVING 2010.11N	2016	(1,301.48)		1,301.48			0.00
				0.00	1,301.48	0.00	0.00	
106737	SENIOR CENTER ACTIVITIES 99/00	2016	(6,000.00)					(6,000.00)
106737	SENIOR CENTER ACTIVITIES 99/00	2017	(6,000.00)	6,000.00				0.00
				6,000.00	0.00	0.00	0.00	
116570	HOME- 1ST TIME HMEBYRS-PROJ IN	2016		(21,161.09)	21,161.09			0.00
				(21,161.09)	21,161.09	0.00	0.00	
116601	HOSPITAL DISCHARGE PLNG GRNT	2016	12,145.28		(12,145.28)			0.00
				0.00	(12,145.28)	0.00	0.00	
116602	AGING/DSABLT Y RSRC CTR 2010N	2016	(11,474.00)		10,843.80			(630.20)
116602	AGING/DSABLT Y RSRC CTR 2010N	2017	(630.20)		630.20			0.00
				0.00	11,474.00	0.00	0.00	
116608	ARRA09 HEALTHY AGING PARTNRSH	2016	(510.55)					(510.55)
116608	ARRA09 HEALTHY AGING PARTNRSH	2017	(510.55)		510.55			0.00
				0.00	510.55	0.00	0.00	
116613	AGING TIII DHHS FY11 MA201103	2016	27,222.65		(27,222.65)			0.00
				0.00	(27,222.65)	0.00	0.00	
116614	ELDER ABUSE RELATED SVCS FY11	2016	(3,663.89)					(3,663.89)
116614	ELDER ABUSE RELATED SVCS FY11	2017	(3,663.89)		3,663.89			0.00
				0.00	3,663.89	0.00	0.00	
116647	EOA/DOH MA.KC.FB10-11.A FY11	2016	(6,458.74)		3,120.00			(3,338.74)
116647	EOA/DOH MA.KC.FB10-11.A FY11	2017	(3,338.74)		3,338.74			0.00
				0.00	6,458.74	0.00	0.00	
116718	HOME FFY10 ADMINISTRATION	2016	30,713.64	(38,816.67)	8,103.03			0.00
				(38,816.67)	8,103.03	0.00	0.00	
116738	MSC LEISURE FY2011	2016	(39.69)		39.69			0.00
				0.00	39.69	0.00	0.00	
116752	I&A OUTREACH AGING 00/01	2016	(597.02)					(597.02)
116752	I&A OUTREACH AGING 00/01	2017	(597.02)		597.02			0.00
				0.00	597.02	0.00	0.00	

## County of Maui

## Housing and Human Concerns

## Grant Revenues &amp; Expenditures Quarterly Report - by Index and Fiscal Year as of 9/30/2018

Index	Index Title	FY	Beginning Fund Balance	Revenue	Expenditures	Transfers In	Transfers Out	Ending Fund Balance
126601	HOSPITAL DISCHARGE PLNG GRNT	2016	9,980.80		(9,980.80)			0.00
				0.00	(9,980.80)	0.00	0.00	
126602	AGING/DSABLTY RSRC CTR 2010N	2016	(4,472.07)		4,472.07			0.00
				0.00	4,472.07	0.00	0.00	
126605	RSVP 2002 DVSA 61523 P74-4101	2016	1,730.00					1,730.00
126605	RSVP 2002 DVSA 61523 P74-4101	2017	1,730.00		(1,730.00)			0.00
				0.00	(1,730.00)	0.00	0.00	
126609	ARRA09 HEALTHY AGING PARTNRSH	2016	(2,259.82)					(2,259.82)
126609	ARRA09 HEALTHY AGING PARTNRSH	2017	(2,259.82)		2,259.82			0.00
				0.00	2,259.82	0.00	0.00	
126613	AGING TIII DHHS FY12	2016	(550.38)		64.03			(486.35)
126613	AGING TIII DHHS FY12	2017	(486.35)		486.35			0.00
				0.00	550.38	0.00	0.00	
126647	AGING EOA/DOH KUPUNA CARE FY12	2016	92,424.49					92,424.49
126647	AGING EOA/DOH KUPUNA CARE FY12	2017	92,424.49	(92,424.49)				0.00
				(92,424.49)	0.00	0.00	0.00	
126735	HOME FFY11 ADMINISTRATION	2016	19,165.43	(19,983.90)	818.47			(0.00)
				(19,983.90)	818.47	0.00	0.00	
126738	MSC LEISURE FY2012	2016	(50,508.95)		19,886.24			(30,622.71)
126738	MSC LEISURE FY2012	2017	(30,622.71)		6,806.43			(23,816.28)
126738	MSC LEISURE FY2012	2018	(23,816.28)		23,816.28			0.00
				0.00	50,508.95	0.00	0.00	
136402	HEALTHY AGING PARTNERSHIP	2016	35,074.14	(36,315.00)	1,240.86			0.00
				(36,315.00)	1,240.86	0.00	0.00	
136613	AGING TITLE III PROGRAMS	2016	(1,806.55)		1,147.87			(658.68)
136613	AGING TITLE III PROGRAMS	2017	(658.68)		658.68			0.00
				0.00	1,806.55	0.00	0.00	
136615	ELDER ABUSE PREVENTION SFY13	2016	64.03		(64.03)			0.00
				0.00	(64.03)	0.00	0.00	
136616	ELDER ABUSE PREVENTION SFY12	2016	11,777.65		(11,777.65)			0.00
				0.00	(11,777.65)	0.00	0.00	
136647	KUPUNA CARE PROGRAM	2016	(29,556.75)		18,356.90		10,996.66	(203.19)

**County of Maui**

**Housing and Human Concerns**

**Grant Revenues & Expenditures Quarterly Report - by Index and Fiscal Year as of 9/30/2018**

<u>Index</u>	<u>Index Title</u>	<u>FY</u>	<u>Beginning Fund Balance</u>	<u>Revenue</u>	<u>Expenditures</u>	<u>Transfers In</u>	<u>Transfers Out</u>	<u>Ending Fund Balance</u>
136647	KUPUNA CARE PROGRAM	2017	(203.19)	0.00	203.19	0.00	10,996.66	0.00
136649	AGING & DISABILITY RESOURCE	2016	(2,153.20)	0.00	2,153.20	0.00	0.00	0.00
136712	CONGREGATE MEALS TITLE III	2016	18,868.71	0.00	(18,868.71)	0.00	0.00	0.00
136732	CONGREGATE MLS PVT DONATION	2016	(2.98)	0.00	2.98	0.00	0.00	0.00
136738	LEISURE ACTIVITIES FY13	2016	(3,531.68)					(3,531.68)
136738	LEISURE ACTIVITIES FY13	2017	(3,531.68)	0.00	3,531.68	0.00	0.00	0.00
136805	CHILDCARE DEVELOPMENT	2016	48,273.00					48,273.00
136805	CHILDCARE DEVELOPMENT	2017	48,273.00	0.00	(48,273.00)	0.00	0.00	0.00
146401	KUPUNA CARE PROGRAM SF14	2016	38,664.18	(39,752.00)	(18,179.33)		19,267.15	0.00
				(39,752.00)	(18,179.33)	0.00	19,267.15	
146402	ELDER ABUSE PREVENTION SF14	2016	(.93)	0.00	.93	0.00	0.00	0.00
146405	LEISURE ACTIVITIES FY14	2016	(51,203.09)					(51,203.09)
146405	LEISURE ACTIVITIES FY14	2017	(51,203.09)					(51,203.09)
146405	LEISURE ACTIVITIES FY14	2018	(51,203.09)	0.00	51,203.09	0.00	0.00	0.00
146420	CONGREGATE MEALS NSIP FY14	2016	(547.00)	0.00	1,010.00	(463.00)		0.00
				0.00	1,010.00	(463.00)	0.00	
146424	HOME DELIVERED MEALS NSIP FY14	2016	(4.26)	0.00	4.26	0.00	0.00	0.00
146427	AGING TITLE III PROGRAMS	2016	416,709.56	(488,404.89)	(11,468.15)		83,163.48	0.00
				(488,404.89)	(11,468.15)	0.00	83,163.48	
146428	CARE TRANSITIONS PROGRAM	2016	(587.00)	(6,480.00)	1,229.00			(5,838.00)
146428	CARE TRANSITIONS PROGRAM	2017	(5,838.00)	(6,480.00)	5,838.00			0.00
				(6,480.00)	7,067.00	0.00	0.00	
146429	AGING & DISABILITY RESOURCE	2016	169,062.62	(222,474.00)	53,411.38			0.00

## County of Maui

## Housing and Human Concerns

## Grant Revenues &amp; Expenditures Quarterly Report - by Index and Fiscal Year as of 9/30/2018

Index	Index Title	FY	Beginning Fund Balance	Revenue	Expenditures	Transfers In	Transfers Out	Ending Fund Balance
				(222,474.00)	53,411.38	0.00	0.00	
146430	AGING TITLE III VOLUNTARY	2016		(10,357.25)	10,357.25			0.00
				(10,357.25)	10,357.25	0.00	0.00	
146440	HEALTHY AGING PARTNERSHIP	2016	73,633.00	(73,633.00)				0.00
				(73,633.00)	0.00	0.00	0.00	
146442	NSIP NUTRITION SVCS INCENTIVE	2016		(463.00)			463.00	0.00
				(463.00)	0.00	0.00	463.00	
156401	KUPUNA CARE PROGRAM	2016	797,732.94	(936,434.00)	112,540.68		26,159.67	(0.71)
156401	KUPUNA CARE PROGRAM	2017	(.71)		.71			0.00
				(936,434.00)	112,541.39	0.00	26,159.67	
156402	ELDER ABUSE PREVENTION SY15	2016	3,817.20	(4,611.00)	9,870.44			9,076.64
156402	ELDER ABUSE PREVENTION SY15	2017	9,076.64	(21,880.11)	12,803.47			0.00
				(26,491.11)	22,673.91	0.00	0.00	
156405	LEISURE ACTIVITIES FY15	2016	(81,116.72)		13,696.15			(67,420.57)
156405	LEISURE ACTIVITIES FY15	2017	(67,420.57)		19,062.67			(48,357.90)
156405	LEISURE ACTIVITIES FY15	2018	(48,357.90)		8,759.25			(39,598.65)
156405	LEISURE ACTIVITIES FY15	2019	(39,598.65)		14,589.36			(25,009.29)
				0.00	56,107.43	0.00	0.00	
156409	CONGREGATE MEALS TITTLE III	2016	39,360.69			(39,360.69)		0.00
				0.00	0.00	(39,360.69)	0.00	
156410	ASSISTED TRANSPORT-KUPUNA	2016	24,482.87			(24,482.87)		0.00
				0.00	0.00	(24,482.87)	0.00	
156411	BANFIELD CHARITABLE TRUST	2016	(687.36)		687.36			0.00
				0.00	687.36	0.00	0.00	
156420	CONGREGATE MEALS NSIP FY15	2016	30,524.50		43,640.50	(74,165.00)		0.00
				0.00	43,640.50	(74,165.00)	0.00	
156421	HOME DELIVERED MEALS KUPUNA	2016	27,857.00		(26,180.20)	(1,676.80)		0.00
				0.00	(26,180.20)	(1,676.80)	0.00	
156424	HOME DELIVERED MEALS NSIP FY15	2016	18,017.25		41,982.75	(60,000.00)		0.00
				0.00	41,982.75	(60,000.00)	0.00	
156426	HOME DELIVERED MLS TITTLE III	2016	28,219.82		26,180.20	(54,400.02)		0.00
				0.00	26,180.20	(54,400.02)	0.00	



County of Maui

Housing and Human Concerns

Grant Revenues & Expenditures Quarterly Report - by Index and Fiscal Year as of 9/30/2018

Index	Index Title	FY	Beginning Fund Balance	Revenue	Expenditures	Transfers In	Transfers Out	Ending Fund Balance
156427	AGING TITLE III PRGS	2016	530,887.81	(718,308.53)	97,537.90		95,429.71	5,546.89
156427	AGING TITLE III PRGS	2017	5,546.89	(15,151.22)	10,388.36		516.00	1,300.03
156427	AGING TITLE III PRGS	2018	1,300.03	(20,608.50)	19,308.23		.24	0.00
				<u>(754,068.25)</u>	<u>127,234.49</u>	<u>0.00</u>	<u>95,945.95</u>	
156429	AGING & DISABILITY RESOURCE	2016	139,460.74	(425,955.00)	617,879.55		(71,641.75)	259,743.54
156429	AGING & DISABILITY RESOURCE	2017	259,743.54	(538,516.82)	325,497.76			46,724.48
156429	AGING & DISABILITY RESOURCE	2018	46,724.48	(688,596.75)	728,652.18			86,779.91
156429	AGING & DISABILITY RESOURCE	2019	86,779.91	(116,275.10)	74,233.20			44,738.01
				<u>(1,769,343.67)</u>	<u>1,746,262.69</u>	<u>0.00</u>	<u>(71,641.75)</u>	
156440	HEALTHY AGING PARTNERSHIP	2016	5,692.01	(5,949.44)	19,661.15			19,403.72
156440	HEALTHY AGING PARTNERSHIP	2017	19,403.72	(144,052.47)	141,121.38			16,472.63
156440	HEALTHY AGING PARTNERSHIP	2018	16,472.63	(28,338.09)	14,100.57			2,235.11
156440	HEALTHY AGING PARTNERSHIP	2019	2,235.11	(6,747.38)	23,042.54			18,530.27
				<u>(185,087.38)</u>	<u>197,925.64</u>	<u>0.00</u>	<u>0.00</u>	
156441	RSVP RETIRED & SR VOL PRG	2016	13,983.61	(68,850.00)	54,866.39			0.00
				<u>(68,850.00)</u>	<u>54,866.39</u>	<u>0.00</u>	<u>0.00</u>	
156442	NSIP NUTRITION SVCS INCENTIVE	2016		(134,165.00)			134,165.00	0.00
				<u>(134,165.00)</u>	<u>0.00</u>	<u>0.00</u>	<u>134,165.00</u>	
156443	HEALTHY AGING VOL CONTRIB	2016	(32,970.35)	(43,158.81)	68,142.78			(7,986.38)
156443	HEALTHY AGING VOL CONTRIB	2017	(7,986.38)	(37,011.00)	6,796.42			(38,200.96)
156443	HEALTHY AGING VOL CONTRIB	2018	(38,200.96)	(33,795.25)	20,688.28			(51,307.93)
156443	HEALTHY AGING VOL CONTRIB	2019	(51,307.93)	(9,812.00)	21,893.19			(39,226.74)
				<u>(123,777.06)</u>	<u>117,520.67</u>	<u>0.00</u>	<u>0.00</u>	
156445	A&B KOKUA GIVING CONTRIB	2016	(20,000.00)		20,000.00			0.00
				<u>0.00</u>	<u>20,000.00</u>	<u>0.00</u>	<u>0.00</u>	
156447	HOME FFY14 KULAMALU REPRG	2016			(21,161.09)			(21,161.09)
156447	HOME FFY14 KULAMALU REPRG	2017	(21,161.09)		21,161.09			0.00
				<u>0.00</u>	<u>0.00</u>	<u>0.00</u>	<u>0.00</u>	
156449	HOME FFY14 ADMINISTRATION	2016	829.80	(34,661.70)	44,530.64			10,698.74
156449	HOME FFY14 ADMINISTRATION	2017	10,698.74	(46,162.04)	45,451.65			9,988.35
156449	HOME FFY14 ADMINISTRATION	2018	9,988.35	(39,284.87)	40,239.93			10,943.41
156449	HOME FFY14 ADMINISTRATION	2019	10,943.41	(10,927.50)	239.39			255.30

## County of Maui

## Housing and Human Concerns

## Grant Revenues &amp; Expenditures Quarterly Report - by Index and Fiscal Year as of 9/30/2018

Index	Index Title	FY	Beginning Fund Balance	Revenue	Expenditures	Transfers In	Transfers Out	Ending Fund Balance
				(131,036.11)	130,461.61	0.00	0.00	
156450	HOME FFY14 KULAMALU AH PRJ	2016		(140,111.60)	318,802.62			178,691.02
156450	HOME FFY14 KULAMALU AH PRJ	2017	178,691.02	(2,008,784.27)	1,920,093.25			90,000.00
156450	HOME FFY14 KULAMALU AH PRJ	2018	90,000.00	(114,519.13)	24,519.13			0.00
				(2,263,415.00)	2,263,415.00	0.00	0.00	
157480	SEC 8 HOUSING VOUCHER FY15	2016	(163,686.84)	(129,483.00)	(7,629.00)		300,798.84	0.00
				(129,483.00)	(7,629.00)	0.00	300,798.84	
157481	SEC 8 HOUSING ADMIN FY15	2016	(110,487.12)	(37,701.50)	834.81		147,353.81	(0.00)
				(37,701.50)	834.81	0.00	147,353.81	
166714	HOME FFY04 ADMINISTRATION	2016	151.25	(7,447.07)	7,295.82			0.00
				(7,447.07)	7,295.82	0.00	0.00	
166738	MSC LEISURE ACTIVITY FY06	2016	(114.79)		114.79			0.00
				0.00	114.79	0.00	0.00	
166741	KUPUNA CARE PROGRAM	2016		(235,326.00)	577,758.16		177,408.70	519,840.86
166741	KUPUNA CARE PROGRAM	2017	519,840.86	(702,169.07)	133,297.25		54,925.30	5,894.34
166741	KUPUNA CARE PROGRAM	2018	5,894.34	(75,732.93)	69,838.59			0.00
				(1,013,228.00)	780,894.00	0.00	232,334.00	
166757	A&B KOKUA GIVING CONTRIB	2016		(20,000.00)	10,389.07			(9,610.93)
166757	A&B KOKUA GIVING CONTRIB	2017	(9,610.93)		9,610.93			0.00
				(20,000.00)	20,000.00	0.00	0.00	
166758	ASSISTED TRANSPORT PVT	2016		(12,773.86)	12,773.86			0.00
				(12,773.86)	12,773.86	0.00	0.00	
166759	CONGREGATE MEALS NSIP FY16	2016			17,782.20	(17,782.00)		0.20
166759	CONGREGATE MEALS NSIP FY16	2017	.20		42,821.80	(42,822.00)		0.00
				0.00	60,604.00	(60,604.00)	0.00	
166760	CONGREGATE MLS PVT DONATION	2016		(104,068.22)	104,068.22			0.00
				(104,068.22)	104,068.22	0.00	0.00	
166761	HOME DELIVERED MEALS NSIP FY16	2016			15,078.00	(15,078.00)		0.00
166761	HOME DELIVERED MEALS NSIP FY16	2017			45,817.00	(45,817.00)		0.00
				0.00	60,895.00	(60,895.00)	0.00	
166762	HOME DEL MEALS PVT DONATION	2016		(77,532.17)	77,532.17			0.00
				(77,532.17)	77,532.17	0.00	0.00	

**County of Maui**

**Housing and Human Concerns**

**Grant Revenues & Expenditures Quarterly Report - by Index and Fiscal Year as of 9/30/2018**

<u>Index</u>	<u>Index Title</u>	<u>FY</u>	<u>Beginning Fund Balance</u>	<u>Revenue</u>	<u>Expenditures</u>	<u>Transfers In</u>	<u>Transfers Out</u>	<u>Ending Fund Balance</u>
166763	LEISURE ACTIVITIES FY16	2016		(110,808.61)	19,386.97			(91,421.64)
166763	LEISURE ACTIVITIES FY16	2017	(91,421.64)		6,199.07			(85,222.57)
166763	LEISURE ACTIVITIES FY16	2018	(85,222.57)		509.37			(84,713.20)
166763	LEISURE ACTIVITIES FY16	2019	(84,713.20)					(84,713.20)
				<u>(110,808.61)</u>	<u>26,095.41</u>	<u>0.00</u>	<u>0.00</u>	
166764	ASSIST TRANSPORT-KUPUNA	2016			79,036.76	(79,036.76)		0.00
				<u>0.00</u>	<u>79,036.76</u>	<u>(79,036.76)</u>	<u>0.00</u>	
166765	CONGREGATE MEALS TITTLE III	2016			131,367.88	(131,367.88)		(0.00)
				<u>0.00</u>	<u>131,367.88</u>	<u>(131,367.88)</u>	<u>0.00</u>	
166766	HOME DELIVERED MEALS KUPUNA	2016			56,994.00	(56,994.00)		0.00
				<u>0.00</u>	<u>56,994.00</u>	<u>(56,994.00)</u>	<u>0.00</u>	
166767	HOME DELIVERED MLS TITLE III	2016			130,925.08	(130,925.08)		(0.00)
				<u>0.00</u>	<u>130,925.08</u>	<u>(130,925.08)</u>	<u>0.00</u>	
166768	MATSON FOUNDATION CONTRIB	2016		(2,000.00)				(2,000.00)
166768	MATSON FOUNDATION CONTRIB	2017	(2,000.00)					(2,000.00)
166768	MATSON FOUNDATION CONTRIB	2018	(2,000.00)	(1,000.00)	2,000.00			(1,000.00)
166768	MATSON FOUNDATION CONTRIB	2019	(1,000.00)	(1,000.00)	172.55			(1,827.45)
				<u>(4,000.00)</u>	<u>2,172.55</u>	<u>0.00</u>	<u>0.00</u>	
166769	AGING TITLE III PRGS	2016		(201,014.00)	260,265.14		177,460.48	236,711.62
166769	AGING TITLE III PRGS	2017	236,711.62	(526,977.09)	221,272.39		74,618.26	5,625.18
166769	AGING TITLE III PRGS	2018	5,625.18	(17,789.91)	12,132.23		32.50	0.00
				<u>(745,781.00)</u>	<u>493,669.76</u>	<u>0.00</u>	<u>252,111.24</u>	
166770	KUPUNA CARE VOL CONTRIB	2016		(220.00)				(220.00)
166770	KUPUNA CARE VOL CONTRIB	2017	(220.00)					(220.00)
166770	KUPUNA CARE VOL CONTRIB	2018	(220.00)	(50.00)	270.00			0.00
				<u>(270.00)</u>	<u>270.00</u>	<u>0.00</u>	<u>0.00</u>	
166771	RSVP RETIRED & SR VOL PRG	2016			11,854.91			11,854.91
166771	RSVP RETIRED & SR VOL PRG	2017	11,854.91	(69,350.00)	57,495.09			0.00
				<u>(69,350.00)</u>	<u>69,350.00</u>	<u>0.00</u>	<u>0.00</u>	
166772	NUTRITION SVCS INCENTIVE	2016					32,860.00	32,860.00
166772	NUTRITION SVCS INCENTIVE	2017	32,860.00	(121,499.00)			88,639.00	0.00
				<u>(121,499.00)</u>	<u>0.00</u>	<u>0.00</u>	<u>121,499.00</u>	

## County of Maui

## Housing and Human Concerns

## Grant Revenues &amp; Expenditures Quarterly Report - by Index and Fiscal Year as of 9/30/2018

Index	Index Title	FY	Beginning Fund Balance	Revenue	Expenditures	Transfers In	Transfers Out	Ending Fund Balance
166773	ELDER ABUSE PREVENTION SY16	2017		(7,322.60)	24,500.94			17,178.34
166773	ELDER ABUSE PREVENTION SY16	2018	17,178.34	(19,169.40)	1,991.06			0.00
				<b>(26,492.00)</b>	<b>26,492.00</b>	<b>0.00</b>	<b>0.00</b>	
166774	STRATEGIC PREVENTION FRAMEWRK	2017		(19,156.92)	48,826.74			29,669.82
166774	STRATEGIC PREVENTION FRAMEWRK	2018	29,669.82	(67,365.58)	118,153.01			80,457.25
166774	STRATEGIC PREVENTION FRAMEWRK	2019	80,457.25	(36,546.00)	21,345.45			65,256.70
				<b>(123,068.50)</b>	<b>188,325.20</b>	<b>0.00</b>	<b>0.00</b>	
167480	SEC 8 HOUSING VOUCHER FY16	2016		(16,354,200.09)	15,909,362.52		34,908.04	(409,929.53)
167480	SEC 8 HOUSING VOUCHER FY16	2017	(409,929.53)		176,702.77		231,186.76	(2,040.00)
167480	SEC 8 HOUSING VOUCHER FY16	2018	(2,040.00)		2,040.00			0.00
				<b>(16,354,200.09)</b>	<b>16,088,105.29</b>	<b>0.00</b>	<b>266,094.80</b>	
167481	SEC 8 HOUSING ADMIN FY16	2016		(1,350,847.88)	1,279,918.10	(75,000.00)		(145,929.78)
167481	SEC 8 HOUSING ADMIN FY16	2017	(145,929.78)		157.34		142,250.23	(3,522.21)
167481	SEC 8 HOUSING ADMIN FY16	2018	(3,522.21)				3,522.21	0.00
				<b>(1,350,847.88)</b>	<b>1,280,075.44</b>	<b>(75,000.00)</b>	<b>145,772.44</b>	
167482	FSS COORDINATOR GRANT	2016		(44,621.00)	28,957.00			(15,664.00)
167482	FSS COORDINATOR GRANT	2017	(15,664.00)		15,664.00			0.00
				<b>(44,621.00)</b>	<b>44,621.00</b>	<b>0.00</b>	<b>0.00</b>	
176600	AGING TIII-A EDUC/TRNG 97	2016		.10				0.10
176600	AGING TIII-A EDUC/TRNG 97	2017	.10					0.10
176600	AGING TIII-A EDUC/TRNG 97	2018	.10					0.10
176600	AGING TIII-A EDUC/TRNG 97	2019	.10					0.10
				<b>0.10</b>	<b>0.00</b>	<b>0.00</b>	<b>0.00</b>	
176738	MSC LEISURE ACTIVITY FY07	2016	(7,908.89)		5,351.57			(2,557.32)
176738	MSC LEISURE ACTIVITY FY07	2017	(2,557.32)		2,557.32			0.00
				<b>0.00</b>	<b>7,908.89</b>	<b>0.00</b>	<b>0.00</b>	
176741	KUPUNA CARE PROGRAM	2017		(328,757.33)	393,666.76		109,324.97	174,234.40
176741	KUPUNA CARE PROGRAM	2018	174,234.40	(471,886.34)	300,611.62		111,562.83	114,522.51
176741	KUPUNA CARE PROGRAM	2019	115,486.05	(115,486.05)	38,415.54		11,351.31	49,766.85
				<b>(916,129.72)</b>	<b>732,693.92</b>	<b>0.00</b>	<b>232,239.11</b>	
176757	ELDERLY LUNCH-A&B KOKUA	2017		(20,000.00)	17,186.99			(2,813.01)
176757	ELDERLY LUNCH-A&B KOKUA	2018	(2,813.01)		2,813.01			0.00

County of Maui

Housing and Human Concerns

Grant Revenues & Expenditures Quarterly Report - by Index and Fiscal Year as of 9/30/2018

Index	Index Title	FY	Beginning Fund Balance	Revenue	Expenditures	Transfers In	Transfers Out	Ending Fund Balance
				(20,000.00)	20,000.00	0.00	0.00	
176758	ASSTD TRANSPORT PVT CONTRIB	2017		(16,106.38)	16,106.38			0.00
				(16,106.38)	16,106.38	0.00	0.00	
176759	CONGREGATE MEALS NSIP FY17	2017			12,485.00			12,485.00
176759	CONGREGATE MEALS NSIP FY17	2018	12,485.00		49,988.00	(62,473.00)		0.00
				0.00	62,473.00	(62,473.00)	0.00	
176760	CONGREGATE MLS PVT DONATION	2017		(89,699.85)	89,699.85			(0.00)
				(89,699.85)	89,699.85	0.00	0.00	
176761	HOME DELIVERED MEALS NSIP FY17	2017			30,538.00			30,538.00
176761	HOME DELIVERED MEALS NSIP FY17	2018	30,538.00		31,935.00	(62,473.00)		0.00
				0.00	62,473.00	(62,473.00)	0.00	
176762	HOME DEL MEALS PVT DONATION	2017		(98,243.97)	98,243.97			(0.00)
				(98,243.97)	98,243.97	0.00	0.00	
176763	LEISURE ACTIVITIES FY17	2017		(121,489.31)	19,126.85			(102,362.46)
176763	LEISURE ACTIVITIES FY17	2018	(102,362.46)					(102,362.46)
176763	LEISURE ACTIVITIES FY17	2019	(102,362.46)					(102,362.46)
				(121,489.31)	19,126.85	0.00	0.00	
176764	ASSIST TRANSPORT-KUPUNA	2017			117,970.88	(117,970.88)		0.00
				0.00	117,970.88	(117,970.88)	0.00	
176765	CONGREGATE MEALS TITTLE III	2017			115,356.52	(115,356.52)		(0.00)
				0.00	115,356.52	(115,356.52)	0.00	
176766	HOME DELIVERED MEALS KUPUNA	2017			92,334.00	(92,334.00)		(0.00)
				0.00	92,334.00	(92,334.00)	0.00	
176767	HOME DELIVERED MLS TITTLE III	2017			100,457.57	(100,457.57)		(0.00)
				0.00	100,457.57	(100,457.57)	0.00	
176769	AGING TITTLE III PRGS	2017		(202,362.61)	253,860.32		133,828.44	185,326.15
176769	AGING TITTLE III PRGS	2018	185,326.15	(463,501.63)	196,001.76		88,511.92	6,338.20
176769	AGING TITTLE III PRGS	2019	11,874.70	(8,151.20)	3,130.00			6,853.50
				(674,015.44)	452,992.08	0.00	222,340.36	
176771	RSVP RETIRED & SR VOL PRG	2017			14,974.55			14,974.55
176771	RSVP RETIRED & SR VOL PRG	2018	14,974.55	(65,850.00)	50,875.45			0.00
				(65,850.00)	65,850.00	0.00	0.00	

## County of Maui

## Housing and Human Concerns

## Grant Revenues &amp; Expenditures Quarterly Report - by Index and Fiscal Year as of 9/30/2018

Index	Index Title	FY	Beginning Fund Balance	Revenue	Expenditures	Transfers In	Transfers Out	Ending Fund Balance
176772	NUTRITION SVCS INCENTIVE	2017		(61,076.00)				(61,076.00)
176772	NUTRITION SVCS INCENTIVE	2018	(61,076.00)	(63,870.00)			124,946.00	0.00
				<u>(124,946.00)</u>	<u>0.00</u>	<u>0.00</u>	<u>124,946.00</u>	
176773	ELDER ABUSE PREVENTION SY17	2017			2,806.60			2,806.60
176773	ELDER ABUSE PREVENTION SY17	2018	2,806.60	(1,102.54)	(1,391.56)			312.50
176773	ELDER ABUSE PREVENTION SY17	2019	312.50					312.50
				<u>(1,102.54)</u>	<u>1,415.04</u>	<u>0.00</u>	<u>0.00</u>	
177480	SEC 8 HOUSING VOUCHER FY17	2017		(18,125,176.76)	18,094,383.20		30,793.56	0.00
				<u>(18,125,176.76)</u>	<u>18,094,383.20</u>	<u>0.00</u>	<u>30,793.56</u>	
177481	SEC 8 HOUSING ADMIN FY17	2017		(1,366,149.75)	1,366,149.75			0.00
				<u>(1,366,149.75)</u>	<u>1,366,149.75</u>	<u>0.00</u>	<u>0.00</u>	
177712	SEC.8 FAMILY SELF-SUFFICIENT	2016	(67,175.18)	(689.94)	18,546.80	(34,908.04)		(84,226.36)
177712	SEC.8 FAMILY SELF-SUFFICIENT	2017	(84,226.36)	(1,048.09)	5,752.57	(30,793.56)		(110,315.44)
177712	SEC.8 FAMILY SELF-SUFFICIENT	2018	(110,315.44)	(1,718.75)	52,153.21	(39,652.15)		(99,533.13)
177712	SEC.8 FAMILY SELF-SUFFICIENT	2019	(99,533.13)	(349.94)	14,990.07	(10,716.00)		(95,609.00)
				<u>(3,806.72)</u>	<u>91,442.65</u>	<u>(116,069.75)</u>	<u>0.00</u>	
186408	ASSTD TRANSPORT F&E - COUNTY	2018		0.00	10,000.00	(10,000.00)		0.00
				<u>0.00</u>	<u>10,000.00</u>	<u>(10,000.00)</u>	<u>0.00</u>	
186449	HOME FFY17 ADMINISTRATION	2019		0.00	11,949.12			11,949.12
				<u>0.00</u>	<u>11,949.12</u>	<u>0.00</u>	<u>0.00</u>	
186453	HOME FFY17 KAHOMA RESIDENTIAL	2019		0.00	123,076.67			123,076.67
				<u>0.00</u>	<u>123,076.67</u>	<u>0.00</u>	<u>0.00</u>	
186612	AGING TIII-B DHHS 97/98	2016		1.26				1.26
186612	AGING TIII-B DHHS 97/98	2017	1.26					1.26
186612	AGING TIII-B DHHS 97/98	2018	1.26	(1.26)				0.00
186612	AGING TIII-B DHHS 97/98	2019	1.26					1.26
				<u>0.00</u>	<u>0.00</u>	<u>0.00</u>	<u>0.00</u>	
186741	KUPUNA CARE PROGRAM	2018		(191,874.57)	199,012.59		76,167.06	83,305.08
186741	KUPUNA CARE PROGRAM	2019	82,341.54	(98,882.72)	129,535.77		22,009.12	135,003.71
				<u>(290,757.29)</u>	<u>328,548.36</u>	<u>0.00</u>	<u>98,176.18</u>	
186743	KUPUNA CAREGIVERS PROGRAM	2018		(17,495.00)	63,358.75			45,863.75
186743	KUPUNA CAREGIVERS PROGRAM	2019	45,391.25	(45,863.75)	28,166.75			27,694.25

**County of Maui**

**Housing and Human Concerns**

**Grant Revenues & Expenditures Quarterly Report - by Index and Fiscal Year as of 9/30/2018**

Index	Index Title	FY	Beginning Fund Balance	Revenue	Expenditures	Transfers In	Transfers Out	Ending Fund Balance
				<u>(63,358.75)</u>	<u>91,525.50</u>	<u>0.00</u>	<u>0.00</u>	
186751	ASSISTED TRANSPORTN SH POS08	2016	(42,166.53)		8,395.19			(33,771.34)
186751	ASSISTED TRANSPORTN SH POS08	2017	(33,771.34)					(33,771.34)
186751	ASSISTED TRANSPORTN SH POS08	2018	(33,771.34)		28,948.03			(4,823.31)
186751	ASSISTED TRANSPORTN SH POS08	2019	(4,823.31)					(4,823.31)
				<u>0.00</u>	<u>37,343.22</u>	<u>0.00</u>	<u>0.00</u>	
186757	ELDERLY LUNCH-A&B KOKUA	2018		(20,000.00)	20,000.00			0.00
				<u>(20,000.00)</u>	<u>20,000.00</u>	<u>0.00</u>	<u>0.00</u>	
186758	ASSTD TRANSPORT PVT CONTRIB	2018		(15,117.42)	15,117.42			0.00
				<u>(15,117.42)</u>	<u>15,117.42</u>	<u>0.00</u>	<u>0.00</u>	
186759	CONGREGATE MEALS NSIP FY18	2019			39,150.50	(28,110.50)		11,040.00
				<u>0.00</u>	<u>39,150.50</u>	<u>(28,110.50)</u>	<u>0.00</u>	
186760	CONGREGATE MLS PVT DONATION	2018		(86,034.31)	86,034.31			0.00
				<u>(86,034.31)</u>	<u>86,034.31</u>	<u>0.00</u>	<u>0.00</u>	
186761	HOME DELIVERED MEALS NSIP FY18	2018			57,285.00	(57,285.00)		0.00
				<u>0.00</u>	<u>57,285.00</u>	<u>(57,285.00)</u>	<u>0.00</u>	
186762	HOME DEL MEALS PVT DONATION	2018		(90,030.35)	90,030.35			(0.00)
				<u>(90,030.35)</u>	<u>90,030.35</u>	<u>0.00</u>	<u>0.00</u>	
186763	LEISURE ACTIVITIES FY18	2018		(103,133.48)	19,324.61			(83,808.87)
186763	LEISURE ACTIVITIES FY18	2019	(83,808.87)					(83,808.87)
				<u>(103,133.48)</u>	<u>19,324.61</u>	<u>0.00</u>	<u>0.00</u>	
186764	ASSIST TRANSPORT-KUPUNA	2018			83,074.22	(83,074.22)		0.00
				<u>0.00</u>	<u>83,074.22</u>	<u>(83,074.22)</u>	<u>0.00</u>	
186765	CONGREGATE MEALS TITTLE III	2018			105,185.55	(105,185.55)		(0.00)
				<u>0.00</u>	<u>105,185.55</u>	<u>(105,185.55)</u>	<u>0.00</u>	
186766	HOME DEL MEALS KUPUNA	2018			101,000.00	(101,000.00)		0.00
				<u>0.00</u>	<u>101,000.00</u>	<u>(101,000.00)</u>	<u>0.00</u>	
186767	HOME DELIVERED MLS TITTLE III	2018			86,828.12	(86,828.12)		0.00
				<u>0.00</u>	<u>86,828.12</u>	<u>(86,828.12)</u>	<u>0.00</u>	
186769	AGING TITTLE III PRGS	2018		(171,077.74)	211,825.28		99,813.34	140,560.88
186769	AGING TITTLE III PRGS	2019	135,024.38	(153,462.55)	102,511.54		12,048.04	96,121.41
				<u>(324,540.29)</u>	<u>314,336.82</u>	<u>0.00</u>	<u>111,861.38</u>	

## County of Maui

## Housing and Human Concerns

## Grant Revenues &amp; Expenditures Quarterly Report - by Index and Fiscal Year as of 9/30/2018

Index	Index Title	FY	Beginning Fund Balance	Revenue	Expenditures	Transfers In	Transfers Out	Ending Fund Balance
186770	STATE HEALTH INS ASST PRG	2018		(2,820.00)				(2,820.00)
186770	STATE HEALTH INS ASST PRG	2019	(2,820.00)	(990.00)	6,677.42			2,867.42
				<u>(3,810.00)</u>	<u>6,677.42</u>	<u>0.00</u>	<u>0.00</u>	
186771	RSVP RETIRED & SR VOL PRG	2018			16,970.04			16,970.04
186771	RSVP RETIRED & SR VOL PRG	2019	16,970.04	(16,915.00)	17,154.40			17,209.44
				<u>(16,915.00)</u>	<u>34,124.44</u>	<u>0.00</u>	<u>0.00</u>	
186772	NUTRITION SVCS INCENTIVE	2018		(58,207.00)			57,285.00	(922.00)
186772	NUTRITION SVCS INCENTIVE	2019	(922.00)	(69,093.00)			28,110.50	(41,904.50)
				<u>(127,300.00)</u>	<u>0.00</u>	<u>0.00</u>	<u>85,395.50</u>	
187480	SEC 8 HOUSING VOUCHER FY18	2018		(18,380,214.96)	17,886,293.08		497,980.14	4,058.26
187480	SEC 8 HOUSING VOUCHER FY18	2019	4,058.26			(4,058.26)		0.00
				<u>(18,380,214.96)</u>	<u>17,886,293.08</u>	<u>(4,058.26)</u>	<u>497,980.14</u>	
187481	SEC 8 HOUSING ADMIN FY18	2018		(1,629,916.94)	1,170,607.51			(459,309.43)
187481	SEC 8 HOUSING ADMIN FY18	2019	(459,309.43)		1,152.92		416,147.37	(42,009.14)
				<u>(1,629,916.94)</u>	<u>1,171,760.43</u>	<u>0.00</u>	<u>416,147.37</u>	
187482	FSS COORDINATOR GRANT	2018		(22,423.60)	22,423.60			0.00
				<u>(22,423.60)</u>	<u>22,423.60</u>	<u>0.00</u>	<u>0.00</u>	
196718	HOME FFY08 ADMINISTRATION	2016	(26,430.35)	27,119.23	(688.88)			0.00
				<u>27,119.23</u>	<u>(688.88)</u>	<u>0.00</u>	<u>0.00</u>	
196741	KUPUNA CARE PROGRAM	2019		0.00	17,411.61			17,411.61
				<u>0.00</u>	<u>17,411.61</u>	<u>0.00</u>	<u>0.00</u>	
196757	A&B KOKUA GIVING CONTRIBUTION	2019		(20,000.00)	5,029.05			(14,970.95)
				<u>(20,000.00)</u>	<u>5,029.05</u>	<u>0.00</u>	<u>0.00</u>	
196758	ASSTD TRANSPORT PVT CONTRIB	2019		(3,868.29)	3,418.65			(449.64)
				<u>(3,868.29)</u>	<u>3,418.65</u>	<u>0.00</u>	<u>0.00</u>	
196760	CONGREGATE MLS PVT DONATION	2019		(18,785.36)	16,260.63			(2,524.73)
				<u>(18,785.36)</u>	<u>16,260.63</u>	<u>0.00</u>	<u>0.00</u>	
196762	HOME DEL MEALS PVT DONATION	2019		(27,852.61)	17,351.96			(10,500.65)
				<u>(27,852.61)</u>	<u>17,351.96</u>	<u>0.00</u>	<u>0.00</u>	
196764	ASSIST TRANSPORT-KUPUNA	2019		0.00	22,796.34	(11,351.31)		11,445.03
				<u>0.00</u>	<u>22,796.34</u>	<u>(11,351.31)</u>	<u>0.00</u>	
196765	CONGREGATE MEALS TITTLE III	2019			16,872.74	(4,370.77)		12,501.97



County of Maui

Housing and Human Concerns

Grant Revenues & Expenditures Quarterly Report - by Index and Fiscal Year as of 9/30/2018

Index	Index Title	FY	Beginning Fund Balance	Revenue	Expenditures	Transfers In	Transfers Out	Ending Fund Balance
				0.00	16,872.74	(4,370.77)	0.00	
196766	HOME DEL MEALS KUPUNA	2019			19,414.50	(19,414.50)		0.00
				0.00	19,414.50	(19,414.50)	0.00	
196767	HOME DELIVERED MLS TITLE III	2019			23,228.38	(10,271.89)		12,956.49
				0.00	23,228.38	(10,271.89)	0.00	
196768	ASSIST TRANSPORT-F&E COUNTY	2019			10,000.00	(10,000.00)		0.00
				0.00	10,000.00	(10,000.00)	0.00	
196774	SUBSTANCE ABUSE PREVENTION	2019			8,397.13			8,397.13
				0.00	8,397.13	0.00	0.00	
197480	SEC 8 HOUSING VOUCHER FY19	2019		(4,597,741.05)	4,548,574.00		10,716.00	(38,451.05)
				(4,597,741.05)	4,548,574.00	0.00	10,716.00	
197481	SEC 8 HOUSING ADMIN FY19	2019		(366,176.14)	321,119.96			(45,056.18)
				(366,176.14)	321,119.96	0.00	0.00	
197482	FSS COORDINATOR GRANT	2019		(5,961.00)	5,961.00			0.00
				(5,961.00)	5,961.00	0.00	0.00	
197741	SEC8 HSG ASST PYMTS(HAP)-NRA	2016	(53,176.31)	(629.83)		(300,798.84)		(354,604.98)
197741	SEC8 HSG ASST PYMTS(HAP)-NRA	2017	(354,604.98)	(523,624.50)	6,670.00	(231,186.76)		(1,102,746.24)
197741	SEC8 HSG ASST PYMTS(HAP)-NRA	2018	(1,102,746.24)	(15,494.90)	2,689.00	(458,327.99)		(1,573,880.13)
197741	SEC8 HSG ASST PYMTS(HAP)-NRA	2019	(1,573,880.13)	(6,073.56)			4,058.26	(1,575,895.43)
				(545,822.79)	9,359.00	(990,313.59)	4,058.26	
197751	SEC8 HSG ASST PYMTS(ADM)-NRA	2016	(1,018,324.01)	15,093.99		(147,353.81)	75,000.00	(1,075,583.83)
197751	SEC8 HSG ASST PYMTS(ADM)-NRA	2017	(1,075,583.83)	(253,158.88)		(142,250.23)		(1,470,992.94)
197751	SEC8 HSG ASST PYMTS(ADM)-NRA	2018	(1,470,992.94)	(21,163.75)		(3,522.21)		(1,495,678.90)
197751	SEC8 HSG ASST PYMTS(ADM)-NRA	2019	(1,495,678.90)	(6,314.38)		(416,147.37)		(1,918,140.65)
				(265,543.02)	0.00	(709,273.62)	75,000.00	
<b>Grand Total</b>				<b>(76,411,004.53)</b>	<b>72,118,787.12</b>	<b>(3,747,043.15)</b>	<b>3,674,137.15</b>	

## County of Maui

## Parks and Recreation

## Grant Revenues &amp; Expenditures Quarterly Report - by Index and Fiscal Year as of 9/30/2018

Index	Index Title	FY	Beginning Fund Balance	Revenue	Expenditures	Transfers In	Transfers Out	Ending Fund Balance
156503	MAKENA LIFEGUARD SERVICES	2016	(149,564.88)		149,478.08			(86.80)
156503	MAKENA LIFEGUARD SERVICES	2017	(86.80)		86.80			0.00
				<u>0.00</u>	<u>149,564.88</u>	<u>0.00</u>	<u>0.00</u>	
166795	PLAY & LEARN SESSIONS (PALS)	2016		(73,995.78)	73,995.78			0.00
				<u>(73,995.78)</u>	<u>73,995.78</u>	<u>0.00</u>	<u>0.00</u>	
166820	MAKENA LIFEGUARD SERVICES	2016		(606,469.00)	317,958.25			(288,510.75)
166820	MAKENA LIFEGUARD SERVICES	2017	(288,510.75)		288,510.75			0.00
				<u>(606,469.00)</u>	<u>606,469.00</u>	<u>0.00</u>	<u>0.00</u>	
176795	PLAY & LEARN SESSIONS (PALS)	2017		(75,215.85)	75,215.85			0.00
				<u>(75,215.85)</u>	<u>75,215.85</u>	<u>0.00</u>	<u>0.00</u>	
186795	PLAY & LEARN SESSIONS (PALS)	2018		(69,173.16)	101,062.83			31,889.67
186795	PLAY & LEARN SESSIONS (PALS)	2019		(31,889.67)				(31,889.67)
				<u>(101,062.83)</u>	<u>101,062.83</u>	<u>0.00</u>	<u>0.00</u>	
196795	PLAY & LEARN SESSIONS (PALS)	2019		(28,712.54)	28,712.54			0.00
				<u>(28,712.54)</u>	<u>28,712.54</u>	<u>0.00</u>	<u>0.00</u>	
<b>Grand Total</b>				<b>(885,456.00)</b>	<b>1,035,020.88</b>	<b>0.00</b>	<b>0.00</b>	

County of Maui

Public Works

Grant Revenues & Expenditures Quarterly Report - by Index and Fiscal Year as of 9/30/2018

Index	Index Title	FY	Beginning Fund Balance	Revenue	Expenditures	Transfers In	Transfers Out	Ending Fund Balance
106571	BRIDGE INSPCTN/APPR BRNBIS#44	2016	2,749.87		(2,749.87)			0.00
				0.00	(2,749.87)	0.00	0.00	
116502	FHWA PROJS STATE REVIEWS	2016	63,153.64	(103,103.69)	66,865.04			26,914.99
116502	FHWA PROJS STATE REVIEWS	2017	26,914.99	8,436.15	69,908.33			105,259.47
116502	FHWA PROJS STATE REVIEWS	2018	105,259.47	(11,149.75)	8,158.74			102,268.46
116502	FHWA PROJS STATE REVIEWS	2019	104,911.63		12,920.72			117,832.35
				(105,817.29)	157,852.83	0.00	0.00	
136661	BRIDGE INSPECTN NBIS(057)	2016	24,016.00	(36,976.00)	12,960.00			0.00
				(36,976.00)	12,960.00	0.00	0.00	
146660	FHWA VARIOUS PROJECTS COUNTY	2016	30,591.74	(97,639.34)	64,938.47			(2,109.13)
146660	FHWA VARIOUS PROJECTS COUNTY	2017	(2,109.13)	(119,513.88)	137,145.85			15,522.84
146660	FHWA VARIOUS PROJECTS COUNTY	2018	15,522.84	(29,240.43)	27,510.94			13,793.35
146660	FHWA VARIOUS PROJECTS COUNTY	2019	15,522.84	(4,062.47)				11,460.37
				(250,456.12)	229,595.26	0.00	0.00	
166892	Complete Streets Training	2016		(10,000.00)	10,000.00			0.00
				(10,000.00)	10,000.00	0.00	0.00	
186892	SOH DAPARTMENT OF HEALTH	2018		(24,500.00)	18,978.42			(5,521.58)
186892	SOH DAPARTMENT OF HEALTH	2019	(5,521.58)					(5,521.58)
				(24,500.00)	18,978.42	0.00	0.00	
<b>Grand Total</b>				<b>(427,749.41)</b>	<b>426,636.64</b>	<b>0.00</b>	<b>0.00</b>	

## County of Maui

## Grant Revenues &amp; Expenditures Quarterly Report - by Index and Fiscal Year as of 9/30/2018

## Transportation

Index	Index Title	FY	Beginning Fund Balance	Revenue	Expenditures	Transfers In	Transfers Out	Ending Fund Balance
116278	FTA 5309 FFY 2010 BUS & FCILTS	2016	14,149.73		(14,149.73)			0.00
				0.00	(14,149.73)	0.00	0.00	
126280	FTA RURAL TRNST ASSTNCE FFY12	2016	1,301.73		2,163.56			3,465.29
126280	FTA RURAL TRNST ASSTNCE FFY12	2017	3,465.29		(868.29)			2,597.00
126280	FTA RURAL TRNST ASSTNCE FFY12	2018	2,597.00	(2,597.00)				0.00
				(2,597.00)	1,295.27	0.00	0.00	
136278	FTA5309 BUS & BUS FAC SGR	2016	1,780,000.00	(1,440,000.00)				340,000.00
136278	FTA5309 BUS & BUS FAC SGR	2017	340,000.00	(340,000.00)				0.00
				(1,780,000.00)	0.00	0.00	0.00	
136279	FTA#5309 FORMULA FUNDS PRG	2016	48,105.32	(40,265.00)	116,208.00			124,048.32
136279	FTA#5309 FORMULA FUNDS PRG	2017	124,048.32	(124,049.00)	.68			0.00
				(164,314.00)	116,208.68	0.00	0.00	
146800	FTA SEC5311 NON-URBANIZED AREA	2016	(595,843.00)		500,125.00			(95,718.00)
146800	FTA SEC5311 NON-URBANIZED AREA	2017	(95,718.00)		95,718.00			0.00
				0.00	595,843.00	0.00	0.00	
146802	FTA RURAL TRNST ASST - RTAP	2016	2,837.62	(198.00)	3,074.38			5,714.00
146802	FTA RURAL TRNST ASST - RTAP	2017	5,714.00	(5,714.00)				0.00
				(5,912.00)	3,074.38	0.00	0.00	
146804	FTA PLANNING PROGRAM 5305 (e)	2016	94,942.59	(82,889.00)	36,388.48			48,442.07
146804	FTA PLANNING PROGRAM 5305 (e)	2017	48,442.07	(40,728.00)	(1,543.07)			6,171.00
146804	FTA PLANNING PROGRAM 5305 (e)	2018	6,171.00	(6,171.00)				0.00
				(129,788.00)	34,845.41	0.00	0.00	
166280	RURAL TRANSIT ASSTNC PRG06	2016	(263.00)		263.00			0.00
				0.00	263.00	0.00	0.00	
166905	FTA SEC5311 FFY2013 GRANT	2016			500,000.00			500,000.00
166905	FTA SEC5311 FFY2013 GRANT	2017	500,000.00	(500,000.00)				0.00
				(500,000.00)	500,000.00	0.00	0.00	
166906	FTA SEC5305 METROPOLITAN TRANS	2017		(96,628.32)	143,541.56			46,913.24
166906	FTA SEC5305 METROPOLITAN TRANS	2018	46,913.24	(12,916.00)	102,759.42			136,756.66
166906	FTA SEC5305 METROPOLITAN TRANS	2019	86,756.66	(88,179.68)	(46,442.59)			(47,865.61)
				(197,724.00)	199,858.39	0.00	0.00	
176908	FTA SEC5339 BUS/BUS FAC FORM	2017			70,528.00			70,528.00

County of Maui

Transportation

Grant Revenues & Expenditures Quarterly Report - by Index and Fiscal Year as of 9/30/2018

Index	Index Title	FY	Beginning Fund Balance	Revenue	Expenditures	Transfers In	Transfers Out	Ending Fund Balance
176908	FTA SEC5339 BUS/BUS FAC FORM	2018	70,528.00	(455,564.00)	425,488.87			40,452.87
176908	FTA SEC5339 BUS/BUS FAC FORM	2019	40,452.87					40,452.87
				<u>(455,564.00)</u>	<u>496,016.87</u>	<u>0.00</u>	<u>0.00</u>	
176909	FTA SEC5311 NON-URBANIZED	2017			522,101.22			522,101.22
176909	FTA SEC5311 NON-URBANIZED	2018	522,101.22	(525,636.00)	6,720.95			3,186.17
176909	FTA SEC5311 NON-URBANIZED	2019	3,186.17		1,969.55			5,155.72
				<u>(525,636.00)</u>	<u>530,791.72</u>	<u>0.00</u>	<u>0.00</u>	
176911	FHWA MAUI METRO PLANNING ORG	2018		(59,946.26)	89,007.84			29,061.58
176911	FHWA MAUI METRO PLANNING ORG	2019	(15,077.09)		64,003.87			48,926.78
				<u>(59,946.26)</u>	<u>153,011.71</u>	<u>0.00</u>	<u>0.00</u>	
186909	FTA SEC5311 NON-URBANIZED	2019			18,838.20			18,838.20
				<u>0.00</u>	<u>18,838.20</u>	<u>0.00</u>	<u>0.00</u>	
186912	FHWA MAUI MPO FY18 UPWP	2018		(50,000.00)	10,302.02			(39,697.98)
186912	FHWA MAUI MPO FY18 UPWP	2019	(39,697.98)	(8,241.62)				(47,939.60)
				<u>(58,241.62)</u>	<u>10,302.02</u>	<u>0.00</u>	<u>0.00</u>	
186914	FTA MAUI MPO FY18 UPWP	2018		(50,000.00)	178,714.08			128,714.08
186914	FTA MAUI MPO FY18 UPWP	2019	128,714.08	50,000.00	(3,217.66)			175,496.42
				<u>0.00</u>	<u>175,496.42</u>	<u>0.00</u>	<u>0.00</u>	
<b>Grand Total</b>				<b>(3,879,722.88)</b>	<b>2,821,695.34</b>	<b>0.00</b>	<b>0.00</b>	

## County of Maui

## Environmental Management

## Grant Revenues &amp; Expenditures Quarterly Report - by Index and Fiscal Year as of 9/30/2018


Index	Index Title	FY	Beginning Fund Balance	Revenue	Expenditures	Transfers In	Transfers Out	Ending Fund Balance
136038	W MAUI RECYCLED WTR SYSTEM EXP	2016	(548,353.99)					(548,353.99)
136038	W MAUI RECYCLED WTR SYSTEM EXP	2017	(548,353.99)					(548,353.99)
136038	W MAUI RECYCLED WTR SYSTEM EXP	2018	(548,353.99)					(548,353.99)
136038	W MAUI RECYCLED WTR SYSTEM EXP	2019	(548,353.99)					(548,353.99)
				<u>0.00</u>	<u>0.00</u>	<u>0.00</u>	<u>0.00</u>	
146903	ELECTRONIC DEVICE RECYCLING	2016	23,809.57					23,809.57
146903	ELECTRONIC DEVICE RECYCLING	2017	23,809.57	(23,809.00)	(.57)			0.00
				<u>(23,809.00)</u>	<u>(0.57)</u>	<u>0.00</u>	<u>0.00</u>	
146906	HYATT/W MAUI RECYCLED WATER	2016	(475,476.00)					(475,476.00)
146906	HYATT/W MAUI RECYCLED WATER	2017	(475,476.00)					(475,476.00)
146906	HYATT/W MAUI RECYCLED WATER	2018	(475,476.00)					(475,476.00)
146906	HYATT/W MAUI RECYCLED WATER	2019	(475,476.00)					(475,476.00)
				<u>0.00</u>	<u>0.00</u>	<u>0.00</u>	<u>0.00</u>	
146907	STARWOOD/W MAUI RECYCLED WATER	2016	(931,920.00)	(465,960.00)				(1,397,880.00)
146907	STARWOOD/W MAUI RECYCLED WATER	2017	(1,397,880.00)					(1,397,880.00)
146907	STARWOOD/W MAUI RECYCLED WATER	2018	(1,397,880.00)					(1,397,880.00)
146907	STARWOOD/W MAUI RECYCLED WATER	2019	(1,397,880.00)					(1,397,880.00)
				<u>(465,960.00)</u>	<u>0.00</u>	<u>0.00</u>	<u>0.00</u>	
156900	USED MOTOR OIL COLLECTION FY15	2016	14,400.99	(22,450.12)	8,125.00			75.87
156900	USED MOTOR OIL COLLECTION FY15	2017	75.87	(9,236.28)	9,160.41			0.00
				<u>(31,686.40)</u>	<u>17,285.41</u>	<u>0.00</u>	<u>0.00</u>	
156903	ELECTRONIC DEVICE RECYCLING	2016	100,000.00					100,000.00
156903	ELECTRONIC DEVICE RECYCLING	2017	100,000.00	(100,000.40)	.40			0.00
				<u>(100,000.40)</u>	<u>0.40</u>	<u>0.00</u>	<u>0.00</u>	
156907	GLASS RECOVERY PROGRAM	2016	(37,020.00)					(37,020.00)
156907	GLASS RECOVERY PROGRAM	2017	(37,020.00)	(4,877.59)	41,897.59			0.00
				<u>(4,877.59)</u>	<u>41,897.59</u>	<u>0.00</u>	<u>0.00</u>	
166709	ADVANCE GLASS DISPOSAL FEE	2016			55,333.32			55,333.32
166709	ADVANCE GLASS DISPOSAL FEE	2017	55,333.32	(83,000.00)	27,666.68			0.00
				<u>(83,000.00)</u>	<u>83,000.00</u>	<u>0.00</u>	<u>0.00</u>	
166710	ELECTRONIC DEVICE RECYCLING	2016			50,000.00			50,000.00
166710	ELECTRONIC DEVICE RECYCLING	2017	50,000.00	(49,417.55)	(582.45)			0.00

County of Maui

Environmental Management

Grant Revenues & Expenditures Quarterly Report - by Index and Fiscal Year as of 9/30/2018

Index	Index Title	FY	Beginning Fund Balance	Revenue	Expenditures	Transfers In	Transfers Out	Ending Fund Balance
				(49,417.55)	49,417.55	0.00	0.00	
176907	GLASS RECOVERY PROGRAM	2017			99,100.00			99,100.00
176907	GLASS RECOVERY PROGRAM	2018	99,100.00	(99,100.00)				0.00
				(99,100.00)	99,100.00	0.00	0.00	
186907	GLASS RECOVERY PROGRAM	2018			109,390.00			109,390.00
186907	GLASS RECOVERY PROGRAM	2019	109,390.00					109,390.00
				0.00	109,390.00	0.00	0.00	
<b>Grand Total</b>				<b>(857,850.94)</b>	<b>400,090.38</b>	<b>0.00</b>	<b>0.00</b>	






---

## III. Expenditures

---

### III.A. Operations by Activity



County of Maui  
Statement of Appropriations and Expenditures  
Operations by Activity  
Fiscal Year Ending 6/30/19 - as of 9/30/2018

Activity * Program ** Fund *** Department	Prior Year Encumbrance 6/30/2016	Amended Annual Estimate	Year to Date Expended	Current Encumbrance 09/30/2018	Balance Available	% of Budget Available
<b>County Council</b>						
01000 Council services	421,601	6,517,583	1,187,493	551,156	5,200,537	79.8 %
<b>010 * COUNCIL SERVICES PROGRAM</b>	<b>421,601</b>	<b>6,517,583</b>	<b>1,187,493</b>	<b>551,156</b>	<b>5,200,537</b>	<b>79.8 %</b>
01300 COUNTY AUDITOR PROGRAM	255,588	1,295,734	132,499	259,551	1,159,271	89.5 %
<b>013 * COUNTY AUDITOR PROGRAM</b>	<b>255,588</b>	<b>1,295,734</b>	<b>132,499</b>	<b>259,551</b>	<b>1,159,271</b>	<b>89.5 %</b>
<b>Fund ** GENERAL FUND</b>	<b>677,189</b>	<b>7,813,317</b>	<b>1,319,992</b>	<b>810,707</b>	<b>6,359,808</b>	<b>81.4 %</b>
<b>Dept *** County Council</b>	<b>677,189</b>	<b>7,813,317</b>	<b>1,319,992</b>	<b>810,707</b>	<b>6,359,808</b>	<b>81.4 %</b>
<b>County Clerk</b>						
02000 County clerk	106,316	1,925,072	404,961	106,316	1,520,112	79.0 %
<b>020 * COUNTY CLERK PROGRAM</b>	<b>106,316</b>	<b>1,925,072</b>	<b>404,961</b>	<b>106,316</b>	<b>1,520,112</b>	<b>79.0 %</b>
<b>Fund ** GENERAL FUND</b>	<b>106,316</b>	<b>1,925,072</b>	<b>404,961</b>	<b>106,316</b>	<b>1,520,112</b>	<b>79.0 %</b>
<b>Dept *** County Clerk</b>	<b>106,316</b>	<b>1,925,072</b>	<b>404,961</b>	<b>106,316</b>	<b>1,520,112</b>	<b>79.0 %</b>
<b>Office of the Mayor</b>						
03000 Office of mayor administration	19,765	1,562,580	333,829	23,284	1,225,234	78.4 %
04153 Committee on Status of Women		5,450			5,450	100.0 %
<b>030 * OFFICE OF MAYOR ADMIN PROGRAM</b>	<b>19,765</b>	<b>1,568,030</b>	<b>333,829</b>	<b>23,284</b>	<b>1,230,684</b>	<b>78.5 %</b>
04000 Economic development	4,296	1,161,796	305,610	67,149	793,333	68.3 %
04001 Molokai economic dev & cultura	121,902	140,000	44,690	75,000	142,212	101.6 %
04009 Agriculture promotion	118,378	165,000	2,653	107,630	173,095	104.9 %
04011 Film industry promotions	2,500			2,500		-
04013 Maui county farm bureau	122,447	305,000		122,447	305,000	100.0 %
04014 Maui economic development boar	80,000	810,000		80,000	810,000	100.0 %
04015 Maui visitors bureau		3,700,000	1,000,000	2,700,000		0.0 %
04017 Small business/high tech promo	7,480	50,000		7,480	50,000	100.0 %
04030 Maui arts & cultural center		318,000			318,000	100.0 %

**County of Maui**  
**Statement of Appropriations and Expenditures**  
**Operations by Activity**  
**Fiscal Year Ending 6/30/19 - as of 9/30/2018**

Activity	Prior Year	Amended	Year	Current	Balance	% of
* Program ** Fund *** Department	Encumbrance	Annual	to Date	Encumbrance	Available	Budget
	6/30/2016	Estimate	Expended	09/30/2018		Available
04037 Business research library	31,895	70,000	12,962	18,933	70,000	100.0 %
04039 Hui o waa kaulua		25,000			25,000	100.0 %
04054 Environmental protection	904,710	1,416,000	278,287	629,051	1,413,372	99.8 %
04057 East Maui econ dev/cultural	60,682	140,000	866	57,000	142,817	102.0 %
04066 UH tropical ag/human resources	70,011	75,000		70,011	75,000	100.0 %
04068 MEO bus dev cp microenterprise	26,500	265,000		26,500	265,000	100.0 %
04070 Maui nui botanical gardens		150,000			150,000	100.0 %
04079 Maui Arts&Cult Capital	934,258	600,000		934,258	600,000	100.0 %
04081 Grnt-Maui comm theater-lao imp	37,617	53,045		37,617	53,045	100.0 %
04082 Maui soil/water conservation		148,000		148,000		0.0 %
04083 Soil/water conservation-Moloka	2,200	30,000		2,200	30,000	100.0 %
04092 CULTURAL & ARTS PROGRAM	6,218			6,218		-
04093 Molokai Livestock Cooperative	3,695	10,000		3,006	10,690	106.9 %
04094 Academy of Hospitality & Touri	11,718			8,218	3,500	-
04106 Ke Ao I Ka Makani Ho'eha'ili	17,570			17,570		-
04108 KA 'OHANA O KALAUPAPA		25,000			25,000	100.0 %
04113 Ka Ipu Kukui fellows leadrshp		25,000			25,000	100.0 %
04117 Renewable energy programs	61,133	150,000	18,724	43,133	149,276	99.5 %
04118 Grnts Friends of Maui H School	25,616	65,000	19,309	6,308	65,000	100.0 %
04122 4-H UPCOUNTRY FAIR		35,000			35,000	100.0 %
04124 HANA ARTS	20,000		20,000			-
04125 Maui Eco Dev Brd-Maui HS prg m	25,849	45,000		25,849	45,000	100.0 %
04126 COQUI FROG ERADICATION PRJ	584,943	750,000	80,324	504,619	750,000	100.0 %
04130 HAI-MAK-PAI ECO DEVT&CULTURAL	55,536	140,000	24,191	41,042	130,304	93.1 %
04135 Ma Ka Hana Ka Ike-OED		95,000			95,000	100.0 %
04138 SMAui economic dev & cultura	43,367	90,000	16,083	37,284	80,000	88.9 %
04139 Festivals of aloha		100,000	15,692	84,308		0.0 %
04140 WMaui economic dev & cultura	3,056	140,000	2,906	10,150	130,000	92.9 %
04142 CMaui economic dev & cultura	19,748		400	19,348		-

**County of Maui**  
**Statement of Appropriations and Expenditures**  
**Operations by Activity**  
**Fiscal Year Ending 6/30/19 - as of 9/30/2018**

Activity	Prior Year	Amended	Year	Current	Balance	% of
* Program ** Fund *** Department	Encumbrance	Annual	to Date	Encumbrance	Available	Budget
	6/30/2016	Estimate	Expended	09/30/2018		Available
04144 250TH CELEB OF QUEEN KAAHUMANU	46,849			46,849		-
04145 Lanai eco dev & cultural prgs	120,683	105,000	31,078	101,873	92,732	88.3 %
04148 SISTER CITY PROGRAM	19,779	15,000		19,779	15,000	100.0 %
04149 WAILUKU FIRST FRIDAY EVENTS	4,276	25,000		4,276	25,000	100.0 %
04151 Maui Film Festival	25,000	25,000		25,000	25,000	100.0 %
04152 Lahaina Boat Day	8,200	25,000	5,320	2,880	25,000	100.0 %
04154 Made in maui county festival		100,000			100,000	100.0 %
04158 ALOHA FIRST		25,000			25,000	100.0 %
04159 LIVING PONO PROJECT		25,000			25,000	100.0 %
04160 HINA ORGANIC		20,000			20,000	100.0 %
04161 WAIMOKU RESTORATION OF 'AUWAI		10,000			10,000	100.0 %
04162 TOWN PARTY MARKETING		10,000		10,000		0.0 %
04163 KAHULUI ECO DEVT & CULT PRG		40,000			40,000	100.0 %
04164 BARRIO FIESTA		20,000			20,000	100.0 %
04165 MAUI FIL-AM FOUNDATION		30,000			30,000	100.0 %
04166 WHALE DAY FESTIVAL & PARADE		25,000			25,000	100.0 %
04167 FOURTH FRIDAY EVENTS		25,000			25,000	100.0 %
04168 QUEEN KEOPULANI CELEBRATION		75,000			75,000	100.0 %
04169 MAUI NUI HALAU		300,000		300,000		0.0 %
04170 MAUI ECO DEV BRD HEALTHCARE		50,000			50,000	100.0 %
04171 MAUI HISTORICAL SOCIETY		25,000			25,000	100.0 %
04172 VISITOR EDUCATION		200,000			200,000	100.0 %
04173 MOLOKAI & LANAI AGRI PRODUCTN		100,000			100,000	100.0 %
04174 PUK-KULA-ULU ECO DEV&CULT PRG		140,000			140,000	100.0 %
32169 Arts education/innovative prg		424,360			424,360	100.0 %
<b>040 * MAYOR ADMIN ECONOMIC DEV PRGMS</b>	<b>3,628,112</b>	<b>13,131,201</b>	<b>1,879,095</b>	<b>6,403,486</b>	<b>8,476,736</b>	<b>64.6 %</b>
12300 BUDGET		429,689	100,083		329,606	76.7 %
<b>123 * BUDGET PROGRAM</b>	<b>0</b>	<b>429,689</b>	<b>100,083</b>	<b>0</b>	<b>329,606</b>	<b>76.7 %</b>

County of Maui  
Statement of Appropriations and Expenditures  
Operations by Activity  
Fiscal Year Ending 6/30/19 - as of 9/30/2018

Activity * Program ** Fund *** Department	Prior Year Encumbrance 6/30/2016	Amended Annual Estimate	Year to Date Expended	Current Encumbrance 09/30/2018	Balance Available	% of Budget Available
<b>Fund ** GENERAL FUND</b>	<b>3,647,877</b>	<b>15,128,920</b>	<b>2,313,007</b>	<b>6,426,770</b>	<b>10,037,026</b>	<b>66.3 %</b>
<b>Dept *** Office of the Mayor</b>	<b>3,647,877</b>	<b>15,128,920</b>	<b>2,313,007</b>	<b>6,426,770</b>	<b>10,037,026</b>	<b>66.3 %</b>
<b>Management</b>						
06000 Management	165,838	1,274,207	236,781	128,831	1,074,434	84.3 %
06009 MOLOKAI VETERANS CARING	2,791	35,000		37,791		0.0 %
06010 WEST MAUI VETERANS CLUB	1	5,000		1	5,000	100.0 %
<b>060 * MANAGEMENT PROGRAM</b>	<b>168,630</b>	<b>1,314,207</b>	<b>236,781</b>	<b>166,623</b>	<b>1,079,434</b>	<b>82.1 %</b>
06500 Management information systems	3,407,903	11,028,655	2,207,347	4,421,629	7,807,584	70.8 %
<b>065 * MANAGEMENT INFORMATION SYSTEMS</b>	<b>3,407,903</b>	<b>11,028,655</b>	<b>2,207,347</b>	<b>4,421,629</b>	<b>7,807,584</b>	<b>70.8 %</b>
06600 Geographic information systems	5,234			5,234		-
<b>066 * GEOGRAPHIC INFORMATION SYSTEMS</b>	<b>5,234</b>	<b>0</b>	<b>0</b>	<b>5,234</b>	<b>0</b>	<b>- -</b>
06700 MAUI REDEVELOPMENT PROGRAM		1,336,763	53,273	266,525	1,016,966	76.1 %
<b>067 * MAUI REDEVELOPMENT PROGRAM</b>	<b>0</b>	<b>1,336,763</b>	<b>53,273</b>	<b>266,525</b>	<b>1,016,966</b>	<b>76.1 %</b>
<b>Fund ** GENERAL FUND</b>	<b>3,581,767</b>	<b>13,679,625</b>	<b>2,497,401</b>	<b>4,860,011</b>	<b>9,903,984</b>	<b>72.4 %</b>
<b>Dept *** Management</b>	<b>3,581,767</b>	<b>13,679,625</b>	<b>2,497,401</b>	<b>4,860,011</b>	<b>9,903,984</b>	<b>72.4 %</b>
<b>Corporation Counsel</b>						
07000 Legal services	47,159	4,525,296	886,425	44,714	3,641,314	80.5 %
<b>070 * LEGAL SERVICES PROGRAM</b>	<b>47,159</b>	<b>4,525,296</b>	<b>886,425</b>	<b>44,714</b>	<b>3,641,314</b>	<b>80.5 %</b>
<b>Fund ** GENERAL FUND</b>	<b>47,159</b>	<b>4,525,296</b>	<b>886,425</b>	<b>44,714</b>	<b>3,641,314</b>	<b>80.5 %</b>
<b>Dept *** Corporation Counsel</b>	<b>47,159</b>	<b>4,525,296</b>	<b>886,425</b>	<b>44,714</b>	<b>3,641,314</b>	<b>80.5 %</b>
<b>Prosecuting Attorney</b>						
08000 Prosecutors administration	1,412	922,975	233,404	104,225	586,757	63.6 %
<b>080 * PROSECUTORS ADMIN PROGRAM</b>	<b>1,412</b>	<b>922,975</b>	<b>233,404</b>	<b>104,225</b>	<b>586,757</b>	<b>63.6 %</b>

County of Maui  
Statement of Appropriations and Expenditures  
Operations by Activity  
Fiscal Year Ending 6/30/19 - as of 9/30/2018

Activity * Program ** Fund *** Department	Prior Year Encumbrance 6/30/2016	Amended Annual Estimate	Year to Date Expended	Current Encumbrance 09/30/2018	Balance Available	% of Budget Available
09000 General prosecution	27,111	6,113,409	1,434,625	17,186	4,688,709	76.7 %
<b>090 * GENERAL PROSECUTION PROGRAM</b>	<b>27,111</b>	<b>6,113,409</b>	<b>1,434,625</b>	<b>17,186</b>	<b>4,688,709</b>	<b>76.7 %</b>
<b>Fund ** GENERAL FUND</b>	<b>28,523</b>	<b>7,036,384</b>	<b>1,668,029</b>	<b>121,411</b>	<b>5,275,466</b>	<b>75.0 %</b>
<b>Dept *** Prosecuting Attorney</b>	<b>28,523</b>	<b>7,036,384</b>	<b>1,668,029</b>	<b>121,411</b>	<b>5,275,466</b>	<b>75.0 %</b>
<b>Finance</b>						
10000 Finance Administration	20,000	675,866	153,631	9,519	532,716	78.8 %
<b>100 * FINANCE ADMIN PROGRAM</b>	<b>20,000</b>	<b>675,866</b>	<b>153,631</b>	<b>9,519</b>	<b>532,716</b>	<b>78.8 %</b>
11000 Treasury	135,168	1,406,430	263,516	169,960	1,108,125	78.8 %
<b>110 * TREASURY PROGRAM</b>	<b>135,168</b>	<b>1,406,430</b>	<b>263,516</b>	<b>169,960</b>	<b>1,108,125</b>	<b>78.8 %</b>
12000 Accounts	138,947	1,494,649	284,150	270,240	1,079,205	72.2 %
<b>120 * ACCOUNTS PROGRAM</b>	<b>138,947</b>	<b>1,494,649</b>	<b>284,150</b>	<b>270,240</b>	<b>1,079,205</b>	<b>72.2 %</b>
13000 Purchasing	9,684	474,129	113,298	41,266	329,249	69.4 %
<b>130 * PURCHASING PROGRAM</b>	<b>9,684</b>	<b>474,129</b>	<b>113,298</b>	<b>41,266</b>	<b>329,249</b>	<b>69.4 %</b>
14000 Financial services	1,075,642	7,377,787	1,423,584	1,075,081	5,954,760	80.7 %
14003 CW svc ctr-annual lease costs		570,000	142,364	143,485	284,151	49.9 %
<b>140 * FINANCIAL SERVICES</b>	<b>1,075,642</b>	<b>7,947,787</b>	<b>1,565,948</b>	<b>1,218,566</b>	<b>6,238,911</b>	<b>78.5 %</b>
17001 Countywide fringe benefits	27,287	96,048,913	15,548,102	39,178	80,488,921	83.8 %
17002 Interfund Fringe Reimbursement		(20,683,536)	(4,846,872)		(15,836,664)	76.6 %
17003 Bond issuance & debt services	65,435	4,460,331	1,302	65,435	4,459,029	100.0 %
17005 Supplemental transfer golf		3,172,170	793,043		2,379,128	75.0 %
17009 Insurance & self insurance	282,302	14,245,384	477,600	747,242	13,302,843	93.4 %
17011 Supplemental transfer EP&S		3,937,382	984,346		2,953,036	75.0 %
17012 Open space, natural resources		3,214,857	3,214,857			0.0 %
17013 CW affordable housing fund		6,429,714	6,429,714			0.0 %

**County of Maui**  
**Statement of Appropriations and Expenditures**  
**Operations by Activity**  
**Fiscal Year Ending 6/30/19 - as of 9/30/2018**

Activity	Prior Year Encumbrance 6/30/2016	Amended Annual Estimate	Year to Date Expended	Current Encumbrance 09/30/2018	Balance Available	% of Budget Available
* Program ** Fund *** Department						
17014 Countywide general costs	1,330	1,627,909	317,575	245,924	1,065,741	65.5 %
17015 Overhead reimbursement		(19,401,799)	(4,642,109)		(14,759,690)	76.1 %
17016 Transfer to Emergency Fund		6,500,000	6,500,000			0.0 %
17019 Post-Employment Obligations Fd		18,126,930	18,126,930			0.0 %
<b>170 * COUNTY WIDE COSTS PROGRAM</b>	<b>376,354</b>	<b>117,678,255</b>	<b>42,904,488</b>	<b>1,097,779</b>	<b>74,052,344</b>	<b>62.9 %</b>
<b>Fund ** GENERAL FUND</b>	<b>1,755,795</b>	<b>129,677,116</b>	<b>45,285,031</b>	<b>2,807,330</b>	<b>83,340,550</b>	<b>64.3 %</b>
17003 Bond issuance & debt services		43,160,627	12,514,284		30,646,339	71.0 %
<b>170 * COUNTY WIDE COSTS PROGRAM</b>	<b>0</b>	<b>43,160,627</b>	<b>12,514,284</b>	<b>0</b>	<b>30,646,339</b>	<b>71.0 %</b>
<b>Fund ** DEBT SERVICE FUND</b>	<b>0</b>	<b>43,160,627</b>	<b>12,514,284</b>	<b>0</b>	<b>30,646,339</b>	<b>71.0 %</b>
<b>Dept *** Finance</b>	<b>1,755,795</b>	<b>172,837,743</b>	<b>57,799,315</b>	<b>2,807,330</b>	<b>113,986,889</b>	<b>66.0 %</b>
<b>Personnel Services</b>						
18000 Personnel services	25,182	1,780,093	368,696	133,520	1,303,058	73.2 %
<b>180 * PERSONNEL SERVICES PROGRAM</b>	<b>25,182</b>	<b>1,780,093</b>	<b>368,696</b>	<b>133,520</b>	<b>1,303,058</b>	<b>73.2 %</b>
<b>Fund ** GENERAL FUND</b>	<b>25,182</b>	<b>1,780,093</b>	<b>368,696</b>	<b>133,520</b>	<b>1,303,058</b>	<b>73.2 %</b>
<b>Dept *** Personnel Services</b>	<b>25,182</b>	<b>1,780,093</b>	<b>368,696</b>	<b>133,520</b>	<b>1,303,058</b>	<b>73.2 %</b>
<b>Planning</b>						
19000 Planning	199,507	6,409,606	1,300,061	622,831	4,686,220	73.1 %
19006 General plan update	56,213		55,291	922		-
19021 Maui redevelopment agency	101,287			101,287		-
19035 UH-Maui Sea Grant	16,167	104,000	16,159	104,000	8	0.0 %
19063 Cultural resource management		25,000	1,040	23,858	102	0.4 %
<b>190 * PLANNING PROGRAM</b>	<b>373,174</b>	<b>6,538,606</b>	<b>1,372,551</b>	<b>852,898</b>	<b>4,686,330</b>	<b>71.7 %</b>
<b>Fund ** GENERAL FUND</b>	<b>373,174</b>	<b>6,538,606</b>	<b>1,372,551</b>	<b>852,898</b>	<b>4,686,330</b>	<b>71.7 %</b>
<b>Dept *** Planning</b>	<b>373,174</b>	<b>6,538,606</b>	<b>1,372,551</b>	<b>852,898</b>	<b>4,686,330</b>	<b>71.7 %</b>



County of Maui  
Statement of Appropriations and Expenditures  
Operations by Activity  
Fiscal Year Ending 6/30/19 - as of 9/30/2018

Activity * Program ** Fund *** Department	Prior Year Encumbrance 6/30/2016	Amended Annual Estimate	Year to Date Expended	Current Encumbrance 09/30/2018	Balance Available	% of Budget Available
<b>Police</b>						
26000 Police administration	8,384	5,205,504	1,379,045	89,688	3,745,158	71.9 %
<b>260 * POLICE ADMINISTRATION PROGRAM</b>	<b>8,384</b>	<b>5,205,504</b>	<b>1,379,045</b>	<b>89,688</b>	<b>3,745,158</b>	<b>71.9 %</b>
27000 Investigative service	215,446	11,776,138	2,627,720	356,454	9,007,408	76.5 %
<b>270 * INVESTIGATIVE SERVICE PROGRAM</b>	<b>215,446</b>	<b>11,776,138</b>	<b>2,627,720</b>	<b>356,454</b>	<b>9,007,408</b>	<b>76.5 %</b>
28000 Uniformed patrol services	617,073	31,239,906	7,274,765	890,381	23,691,835	75.8 %
<b>280 * UNIFORMED PATROL SERVICES PROG</b>	<b>617,073</b>	<b>31,239,906</b>	<b>7,274,765</b>	<b>890,381</b>	<b>23,691,835</b>	<b>75.8 %</b>
29000 Technical & support services	907,340	10,883,109	2,055,291	932,279	8,802,879	80.9 %
<b>290 * TECHNICAL &amp; SUPPORT SVCS PROG</b>	<b>907,340</b>	<b>10,883,109</b>	<b>2,055,291</b>	<b>932,279</b>	<b>8,802,879</b>	<b>80.9 %</b>
<b>Fund ** GENERAL FUND</b>	<b>1,748,243</b>	<b>59,104,657</b>	<b>13,336,821</b>	<b>2,268,802</b>	<b>45,247,280</b>	<b>76.6 %</b>
<b>Dept *** Police</b>	<b>1,748,243</b>	<b>59,104,657</b>	<b>13,336,821</b>	<b>2,268,802</b>	<b>45,247,280</b>	<b>76.6 %</b>
<b>Fire and Public Safety</b>						
22000 Fire control admin & maint	13,146	2,269,018	433,404	23,962	1,824,798	80.4 %
<b>220 * FIRE CONTROL ADMIN/MAINT PROG</b>	<b>13,146</b>	<b>2,269,018</b>	<b>433,404</b>	<b>23,962</b>	<b>1,824,798</b>	<b>80.4 %</b>
23000 Fire control training	134,931	1,615,678	182,747	404,047	1,163,816	72.0 %
<b>230 * FIRE CONTROL TRAINING PROGRAM</b>	<b>134,931</b>	<b>1,615,678</b>	<b>182,747</b>	<b>404,047</b>	<b>1,163,816</b>	<b>72.0 %</b>
24000 Fire rescue operations	122,719	31,077,637	8,291,542	748,509	22,160,310	71.3 %
<b>240 * FIRE RESCUE OPERATIONS PROGRAM</b>	<b>122,719</b>	<b>31,077,637</b>	<b>8,291,542</b>	<b>748,509</b>	<b>22,160,310</b>	<b>71.3 %</b>
25000 Fire prevention	9,286	970,549	153,213	12,458	814,164	83.9 %
<b>250 * FIRE PREVENTION PROGRAM</b>	<b>9,286</b>	<b>970,549</b>	<b>153,213</b>	<b>12,458</b>	<b>814,164</b>	<b>83.9 %</b>
25200 Ocean safety adm/ocean safety	181,988	3,756,449	932,762	210,661	2,795,015	74.4 %
<b>252 * OCEAN SAFETY PROGRAM</b>	<b>181,988</b>	<b>3,756,449</b>	<b>932,762</b>	<b>210,661</b>	<b>2,795,015</b>	<b>74.4 %</b>

**County of Maui**  
**Statement of Appropriations and Expenditures**  
**Operations by Activity**  
**Fiscal Year Ending 6/30/19 - as of 9/30/2018**

Activity * Program ** Fund *** Department	Prior Year Encumbrance 6/30/2016	Amended Annual Estimate	Year to Date Expended	Current Encumbrance 09/30/2018	Balance Available	% of Budget Available
<b>Fund ** GENERAL FUND</b>	<b>462,070</b>	<b>39,689,331</b>	<b>9,993,668</b>	<b>1,399,637</b>	<b>28,758,103</b>	<b>72.5 %</b>
<b>Dept *** Fire and Public Safety</b>	<b>462,070</b>	<b>39,689,331</b>	<b>9,993,668</b>	<b>1,399,637</b>	<b>28,758,103</b>	<b>72.5 %</b>
<b>Emergency Management Agency</b>						
21000 Civil defense	24,900	605,983	137,715	25,943	467,225	77.1 %
21003 GRNT AMERICAN RED CROSS		25,000			25,000	100.0 %
<b>210 * CIVIL DEFENSE PROGRAM</b>	<b>24,900</b>	<b>630,983</b>	<b>137,715</b>	<b>25,943</b>	<b>492,225</b>	<b>78.0 %</b>
<b>Fund ** GENERAL FUND</b>	<b>24,900</b>	<b>630,983</b>	<b>137,715</b>	<b>25,943</b>	<b>492,225</b>	<b>78.0 %</b>
<b>Dept *** Emergency Management Agency</b>	<b>24,900</b>	<b>630,983</b>	<b>137,715</b>	<b>25,943</b>	<b>492,225</b>	<b>78.0 %</b>
<b>Liquor Control</b>						
20000 Liquor control general	60,527	2,120,018	379,951	171,496	1,629,098	76.8 %
20002 Liquor admin overhead charges		1,107,732	203,658		904,074	81.6 %
<b>200 * LIQUOR CONTROL GENERAL PROG</b>	<b>60,527</b>	<b>3,227,750</b>	<b>583,609</b>	<b>171,496</b>	<b>2,533,172</b>	<b>78.5 %</b>
<b>Fund ** GENERAL FUND</b>	<b>60,527</b>	<b>3,227,750</b>	<b>583,609</b>	<b>171,496</b>	<b>2,533,172</b>	<b>78.5 %</b>
<b>Dept *** Liquor Control</b>	<b>60,527</b>	<b>3,227,750</b>	<b>583,609</b>	<b>171,496</b>	<b>2,533,172</b>	<b>78.5 %</b>
<b>Housing and Human Concerns</b>						
30000 Housing & human concerns admin	9,807	466,752	98,966	12,833	364,760	78.1 %
<b>300 * HSG &amp; HUMAN CONCERNS ADM PROG</b>	<b>9,807</b>	<b>466,752</b>	<b>98,966</b>	<b>12,833</b>	<b>364,760</b>	<b>78.1 %</b>
31000 Housing	7,849	644,093	121,458	63,129	467,358	72.6 %
31006 Affordable rental housing prg	20,450	1,000,000	243,750	731,250	45,450	4.5 %
31007 Hale Mahaolu-Homeownership/hsg		80,000			80,000	100.0 %
<b>310 * HOUSING PROGRAM</b>	<b>28,299</b>	<b>1,724,093</b>	<b>365,208</b>	<b>794,379</b>	<b>592,808</b>	<b>34.4 %</b>
32000 Human concerns - general	83,211	5,546,750	1,114,677	204,710	4,310,576	77.7 %
32001 Hana Youth Center, Inc	64	147,041	36,760	110,281	64	0.0 %
32011 Women helping women	13,689	220,000	55,000	165,000	13,689	6.2 %
32012 Early childhood	3,841	195,443		3,841	195,443	100.0 %

**County of Maui**  
**Statement of Appropriations and Expenditures**  
**Operations by Activity**  
**Fiscal Year Ending 6/30/19 - as of 9/30/2018**

Activity	Prior Year	Amended	Year	Current	Balance	% of
* Program ** Fund *** Department	Encumbrance	Annual	to Date	Encumbrance	Available	Budget
	6/30/2016	Estimate	Expended	09/30/2018		Available
32014 Substance abuse	24,416	500,332	14,450	69,000	441,298	88.2 %
32015 E Malama I Na Keiki preschool		86,335			86,335	100.0 %
32016 Homelessness programs	73,773	1,624,417	31,903	85,750	1,580,537	97.3 %
32017 Maui adult day care center		358,440	89,610	268,830		0.0 %
32019 MEO Headstart after school		257,295			257,295	100.0 %
32020 MEO headstart summer	18,025	180,250		18,025	180,250	100.0 %
32025 Lanai Youth Center	2,247	202,817	50,704	152,113	2,247	1.1 %
32029 Kihei Youth Center		276,054	69,014	207,041		0.0 %
32034 Youth	29,175	89,833	2,847	24,000	92,161	102.6 %
32036 Maui family support services	8,275	115,000		8,275	115,000	100.0 %
32039 J. Walter Cameron center expsn		239,000			239,000	100.0 %
32040 Big brothers & sisters		138,000			138,000	100.0 %
32049 Ka lima o Maui		500,000			500,000	100.0 %
32058 Mental health associaiton		65,000		65,000		0.0 %
32062 Self sufficiency	41,300	95,000	4,300	42,050	89,950	94.7 %
32064 Hana community association	12,375	94,887			107,262	113.0 %
32070 MEO infant toddler care		102,745			102,745	100.0 %
32084 Maui community food bank		400,000			400,000	100.0 %
32085 Maui arts & performing academy		25,000			25,000	100.0 %
32088 Hui Malama learning center	68,900	297,616	67,231		299,285	100.6 %
32090 FAM SPT-TEEN VOICES		42,630			42,630	100.0 %
32093 BOY SCOUTS OF AMERICA		500,000			500,000	100.0 %
32094 Salvation Army		140,000			140,000	100.0 %
32100 Grant for Molokai Youth Ctr		296,125			296,125	100.0 %
32102 IMUA FAMILY SERVICES		39,655			39,655	100.0 %
32104 Paia Youth Council, Inc		270,978	135,489	135,489		0.0 %
32106 Boys/Girls Club of Maui, Inc		1,078,255	269,564	808,691		0.0 %
32109 Maui Farm	57,614	247,200	61,800	185,400	57,614	23.3 %
32110 YOUTH ALCOHOL EDUC AWARENESS	9,692	158,377	25,000	30,000	113,069	71.4 %

**County of Maui**  
**Statement of Appropriations and Expenditures**  
**Operations by Activity**  
**Fiscal Year Ending 6/30/19 - as of 9/30/2018**

Activity	Prior Year	Amended	Year	Current	Balance	% of
* Program ** Fund *** Department	Encumbrance	Annual	to Date	Encumbrance	Available	Budget
	6/30/2016	Estimate	Expended	09/30/2018		Available
32111 Coalition for Drug Free Lanai	4,328	50,000		4,328	50,000	100.0 %
32116 MEO ENLACE HISPANO PROGRAM		100,235			100,235	100.0 %
32117 Lahaina tutoring project		11,000			11,000	100.0 %
32119 Volunter ctr projct graduation	3,559	47,741		47,741	3,559	7.5 %
32120 Ohana Makamae	8,164	103,207	8,164		103,207	100.0 %
32127 National Kidney Foundation/HI	2,500	25,000	2,500		25,000	100.0 %
32130 Lanai women's center		82,610		82,610		0.0 %
32135 Grnts/Disb-Svcs-Frail/Elderly	243,649	861,739	87,867	186,522	830,999	96.4 %
32138 BOYS/GIRLS CLUB PAUKUKALO	75,000			75,000		-
32142 MEO UNDERAGE DRINKING		51,250			51,250	100.0 %
32146 MEO Planning&Coordinating		82,925			82,925	100.0 %
32149 Grnt-Best Buddies prgrm		85,000		85,000		0.0 %
32150 MEO B.E.S.T. REINTEGRATION	3,216	103,000			106,216	103.1 %
32152 HALE MAKUA		200,000		200,000		0.0 %
32156 LANAI YOUTH CTR FACILITY	175,000			175,000		-
32158 Hawaiian Kamalii Inc.		18,672		18,672		0.0 %
32159 MEO youth services	11,022	206,785			217,807	105.3 %
32162 FEED MY SHEEP		100,000		100,000		0.0 %
32163 Hale mahaolu personal care prg		103,000		103,000		0.0 %
32167 Special Olympics Hawaii grnts		35,000			35,000	100.0 %
32171 MENTAL HEALTH KOKUA	23,888	125,000	10,000		138,888	111.1 %
32176 Partners in devlp fndt		40,000			40,000	100.0 %
32179 Food, shelter & safty grants	9,730	888,637	52,321	213,535	632,512	71.2 %
32182 MOLOKAI CHILD ABUSE PREVENTION		95,000			95,000	100.0 %
32183 ASST PRG FOR MYCOGEN DISPLD WR		200,000	50,000	150,000		0.0 %
32184 HO'OULU NA KAMALII		117,000			117,000	100.0 %
<b>320 * HUMAN CONCERNS PROGRAM</b>	<b>1,006,653</b>	<b>18,263,276</b>	<b>2,239,201</b>	<b>4,024,904</b>	<b>13,005,828</b>	<b>71.2 %</b>
33000 Animal management		100,000	25,000	75,000		0.0 %
33003 Animal Sheltering Program		994,353	248,588	745,765		0.0 %

County of Maui  
Statement of Appropriations and Expenditures  
Operations by Activity  
Fiscal Year Ending 6/30/19 - as of 9/30/2018

Activity * Program ** Fund *** Department	Prior Year Encumbrance 6/30/2016	Amended Annual Estimate	Year to Date Expended	Current Encumbrance 09/30/2018	Balance Available	% of Budget Available
33006 ANIMAL ENFORCEMENT PROGRAM		654,743	190,511	464,232		0.0 %
33010 Grant 2 Molokai Humane Society	150,663	137,634	126,629		161,668	117.5 %
<b>330 * ANIMAL MANAGMENT PROGRAM</b>	<b>150,663</b>	<b>1,886,730</b>	<b>590,728</b>	<b>1,284,997</b>	<b>161,668</b>	<b>8.6 %</b>
<b>Fund ** GENERAL FUND</b>	<b>1,195,422</b>	<b>22,340,851</b>	<b>3,294,103</b>	<b>6,117,113</b>	<b>14,125,064</b>	<b>63.2 %</b>
<b>Dept *** Housing and Human Concerns</b>	<b>1,195,422</b>	<b>22,340,851</b>	<b>3,294,103</b>	<b>6,117,113</b>	<b>14,125,064</b>	<b>63.2 %</b>
<b>Parks and Recreation</b>						
34000 Parks & recreation administrat	55,699	2,269,168	443,879	46,419	1,834,570	80.8 %
34002 MCCC workline	29,150	117,000		29,150	117,000	100.0 %
34012 Lahaina restoration foundation		223,600		223,600		0.0 %
34016 Lahaina Rtrn Capital	53,317			53,317		-
34019 Tom Morrow Equestrian Arena	10,869			10,869		-
34022 MAUI INLINE HOCKEY ASSOCIATION		150,000			150,000	100.0 %
34023 MALAMA HAMAKUA MAUI, INC		50,000			50,000	100.0 %
34024 LO'ILOA FOR HAWAIIAN HALE		150,000			150,000	100.0 %
34025 BAHAY KUBO FOR FILIPINO HUT		20,000			20,000	100.0 %
<b>340 * PARKS &amp; REC ADMIN PROG</b>	<b>149,035</b>	<b>2,979,768</b>	<b>443,879</b>	<b>363,355</b>	<b>2,321,570</b>	<b>77.9 %</b>
35000 Park maintenance	131,404		2,667	128,734	2	-
<b>350 * PARK MAINTENANCE PROGRAM</b>	<b>131,404</b>	<b>0</b>	<b>2,667</b>	<b>128,734</b>	<b>2</b>	<b>- -</b>
35300 PARKS PROGRAM	1,054,992	6,392,422	1,231,784	1,130,415	5,085,214	79.6 %
<b>353 * PARKS PROGRAM</b>	<b>1,054,992</b>	<b>6,392,422</b>	<b>1,231,784</b>	<b>1,130,415</b>	<b>5,085,214</b>	<b>79.6 %</b>
36000 Planning & development	17,027			17,027		-
<b>360 * PLANNING &amp; DEVELOPMENT PROGRAM</b>	<b>17,027</b>	<b>0</b>	<b>0</b>	<b>17,027</b>	<b>0</b>	<b>- -</b>
37000 Recreation & support services	452,391	22,735,093	5,242,489	2,272,722	15,672,276	68.9 %
<b>370 * RECREATION &amp; SUPPORT SVCS PROG</b>	<b>452,391</b>	<b>22,735,093</b>	<b>5,242,489</b>	<b>2,272,722</b>	<b>15,672,276</b>	<b>68.9 %</b>

**County of Maui**  
**Statement of Appropriations and Expenditures**  
**Operations by Activity**  
**Fiscal Year Ending 6/30/19 - as of 9/30/2018**

Activity			Prior Year	Amended	Year	Current	Balance	% of
* Program	** Fund	*** Department	Encumbrance 6/30/2016	Annual Estimate	to Date Expended	Encumbrance 09/30/2018	Available	Budget Available
38000		PALS	6,000			6,000		-
<b>380</b>	<b>*</b>	<b>PALS PROGRAM</b>	<b>6,000</b>	<b>0</b>	<b>0</b>	<b>6,000</b>	<b>0</b>	<b>--</b>
40000		Aquatics	4,641			4,641		-
<b>400</b>	<b>*</b>	<b>AQUATICS PROGRAM</b>	<b>4,641</b>	<b>0</b>	<b>0</b>	<b>4,641</b>	<b>0</b>	<b>--</b>
<b>Fund **</b>	<b>GENERAL FUND</b>		<b>1,815,490</b>	<b>32,107,283</b>	<b>6,920,819</b>	<b>3,922,894</b>	<b>23,079,062</b>	<b>71.9 %</b>
34020		Lahaina restoration Park Asses	389,835			389,835		-
<b>340</b>	<b>*</b>	<b>PARKS &amp; REC ADMIN PROG</b>	<b>389,835</b>	<b>0</b>	<b>0</b>	<b>389,835</b>	<b>0</b>	<b>--</b>
<b>Fund **</b>	<b>SPECIAL REVENUE FUND</b>		<b>389,835</b>	<b>0</b>	<b>0</b>	<b>389,835</b>	<b>0</b>	<b>--</b>
42000		Waiehu golf course	225,451	2,192,804	375,647	324,184	1,718,424	78.4 %
42002		Waiehu golf ERS & FICA		313,117	52,406		260,711	83.3 %
42003		Waiehu golf health fund		187,972	36,870		151,102	80.4 %
42004		Waiehu golf admin overhead		895,321	175,614		719,707	80.4 %
42005		Waiehu golf debt service		230,462	57,616		172,846	75.0 %
42007		Golf contribution to OPEB		95,416	23,854		71,562	75.0 %
<b>420</b>	<b>*</b>	<b>WAIEHU GOLF COURSE PROGRAM</b>	<b>225,451</b>	<b>3,915,092</b>	<b>722,007</b>	<b>324,184</b>	<b>3,094,352</b>	<b>79.0 %</b>
<b>Fund **</b>	<b>ENTERPRISE FUND</b>		<b>225,451</b>	<b>3,915,092</b>	<b>722,007</b>	<b>324,184</b>	<b>3,094,352</b>	<b>79.0 %</b>
<b>Dept ***</b>	<b>Parks and Recreation</b>		<b>2,430,776</b>	<b>36,022,375</b>	<b>7,642,826</b>	<b>4,636,913</b>	<b>26,173,414</b>	<b>72.7 %</b>
<b>Public Works</b>								
43000		Public works administration	5,176	620,924	137,592	5,176	483,333	77.8 %
<b>430</b>	<b>*</b>	<b>PUBLIC WORKS ADMIN PROGRAM</b>	<b>5,176</b>	<b>620,924</b>	<b>137,592</b>	<b>5,176</b>	<b>483,333</b>	<b>77.8 %</b>
44000		Engineering	426,446	4,597,965	853,725	519,647	3,651,038	79.4 %
<b>440</b>	<b>*</b>	<b>ENGINEERING PROGRAM</b>	<b>426,446</b>	<b>4,597,965</b>	<b>853,725</b>	<b>519,647</b>	<b>3,651,038</b>	<b>79.4 %</b>
45000		Special maintenance	303,401	4,295,767	807,017	378,907	3,413,245	79.5 %

County of Maui  
Statement of Appropriations and Expenditures  
Operations by Activity  
Fiscal Year Ending 6/30/19 - as of 9/30/2018

Activity * Program ** Fund *** Department	Prior Year Encumbrance 6/30/2016	Amended Annual Estimate	Year to Date Expended	Current Encumbrance 09/30/2018	Balance Available	% of Budget Available
<b>450 * SPECIAL MAINTENANCE PROGRAM</b>	<b>303,401</b>	<b>4,295,767</b>	<b>807,017</b>	<b>378,907</b>	<b>3,413,245</b>	<b>79.5 %</b>
46000 Development services admin	9,670	2,502,836	577,549	12,398	1,922,559	76.8 %
<b>460 * DEVELOPMENT SERVICES ADMINSTRN</b>	<b>9,670</b>	<b>2,502,836</b>	<b>577,549</b>	<b>12,398</b>	<b>1,922,559</b>	<b>76.8 %</b>
<b>Fund ** GENERAL FUND</b>	<b>744,693</b>	<b>12,017,492</b>	<b>2,375,883</b>	<b>916,128</b>	<b>9,470,175</b>	<b>78.8 %</b>
50000 Highway administration	6,338	705,970	162,619		549,689	77.9 %
50002 Highway ERS & FICA		2,242,864	464,017		1,778,847	79.3 %
50003 Highway health fund		1,338,547	326,259		1,012,288	75.6 %
50004 Highway debt service		6,012,168	1,503,042		4,509,126	75.0 %
50005 Highway admin overhead		5,111,495	1,208,223		3,903,272	76.4 %
50006 Supplemental trfs bikeway fund		78,267	19,567		58,700	75.0 %
50007 Supplemental trfs general fund		1,063,134	265,784		797,351	75.0 %
50011 Highways contribution to OPEB		679,458	169,865		509,594	75.0 %
<b>500 * HIGHWAY ADMINISTRATION PROGRAM</b>	<b>6,338</b>	<b>17,231,903</b>	<b>4,119,376</b>	<b>0</b>	<b>13,118,867</b>	<b>76.1 %</b>
51000 Road/bridge/drain maintenance	2,458,041	15,102,059	2,519,321	2,434,778	12,606,005	83.5 %
<b>510 * ROAD/BRIDGE/DRAIN MAINT PROG</b>	<b>2,458,041</b>	<b>15,102,059</b>	<b>2,519,321</b>	<b>2,434,778</b>	<b>12,606,005</b>	<b>83.5 %</b>
52000 Traffic signs & marking	130,455	1,851,427	299,220	49,660	1,633,002	88.2 %
<b>520 * TRAFFIC SIGNS/MARKING PROGRAM</b>	<b>130,455</b>	<b>1,851,427</b>	<b>299,220</b>	<b>49,660</b>	<b>1,633,002</b>	<b>88.2 %</b>
53000 Garage services	843				843	-
<b>530 * GARAGE SERVICES PROGRAM</b>	<b>843</b>	<b>0</b>	<b>0</b>	<b>0</b>	<b>843</b>	<b>--</b>
<b>Fund ** SPECIAL REVENUE FUND</b>	<b>2,595,677</b>	<b>34,185,389</b>	<b>6,937,917</b>	<b>2,484,438</b>	<b>27,358,717</b>	<b>80.0 %</b>
<b>Dept *** Public Works</b>	<b>3,340,370</b>	<b>46,202,881</b>	<b>9,313,800</b>	<b>3,400,566</b>	<b>36,828,892</b>	<b>79.7 %</b>
<b>Transportation</b>						
65000 TRANSPORTATION ADMIN/GEN FUND	528,962	1,167,472	154,566	614,127	927,742	79.5 %
65007 QUEEN KAAHUMANU SHOPPING CTR		175,000			175,000	100.0 %

**County of Maui**  
**Statement of Appropriations and Expenditures**  
**Operations by Activity**  
**Fiscal Year Ending 6/30/19 - as of 9/30/2018**

Activity	Prior Year	Amended	Year	Current	Balance	% of
* Program ** Fund *** Department	Encumbrance	Annual	to Date	Encumbrance	Available	Budget
	6/30/2016	Estimate	Expended	09/30/2018		Available
<b>650 * TRANSPORTATION</b>	<b>528,962</b>	<b>1,342,472</b>	<b>154,566</b>	<b>614,127</b>	<b>1,102,742</b>	<b>82.1 %</b>
65301 HUMAN SVC TRANS/GEN FUND	249,817	6,380,515	1,595,129	4,785,386	249,817	3.9 %
<b>653 * HUMAN SERVICE TRANSPORTN PRG</b>	<b>249,817</b>	<b>6,380,515</b>	<b>1,595,129</b>	<b>4,785,386</b>	<b>249,817</b>	<b>3.9 %</b>
65900 AIR AMBULANCE PRG/GEN FUND		672,215	672,215			0.0 %
<b>659 * AIR AMBULANCE PROGRAM</b>	<b>0</b>	<b>672,215</b>	<b>672,215</b>	<b>0</b>	<b>0</b>	<b>0.0 %</b>
<b>Fund ** GENERAL FUND</b>	<b>778,779</b>	<b>8,395,202</b>	<b>2,421,910</b>	<b>5,399,513</b>	<b>1,352,559</b>	<b>16.1 %</b>
65001 TRANSPORTATION ADMIN/HWY FUND	490,687	802,500	50,000	503,187	740,000	92.2 %
<b>125 * ADMINISTRATION PROGRAM</b>	<b>490,687</b>	<b>802,500</b>	<b>50,000</b>	<b>503,187</b>	<b>740,000</b>	<b>92.2 %</b>
65039 PUBLIC TRANSIT/HIGHWAY FUND	37,608	12,565,030	3,117,320	9,413,050	72,268	0.6 %
<b>655 * PUBLIC TRANSIT PROGRAM</b>	<b>37,608</b>	<b>12,565,030</b>	<b>3,117,320</b>	<b>9,413,050</b>	<b>72,268</b>	<b>0.6 %</b>
<b>Fund ** SPECIAL REVENUE FUND</b>	<b>528,295</b>	<b>13,367,530</b>	<b>3,167,320</b>	<b>9,916,237</b>	<b>812,268</b>	<b>6.1 %</b>
<b>Dept *** Transportation</b>	<b>1,307,074</b>	<b>21,762,732</b>	<b>5,589,230</b>	<b>15,315,750</b>	<b>2,164,827</b>	<b>9.9 %</b>
<b>Environmental Management</b>						
54000 Environmental mgt administratn	15,718	628,726	149,895	70,550	423,999	67.4 %
<b>540 * ENVIRONMENTAL MGT ADMIN PRGRAM</b>	<b>15,718</b>	<b>628,726</b>	<b>149,895</b>	<b>70,550</b>	<b>423,999</b>	<b>67.4 %</b>
<b>Fund ** GENERAL FUND</b>	<b>15,718</b>	<b>628,726</b>	<b>149,895</b>	<b>70,550</b>	<b>423,999</b>	<b>67.4 %</b>
54219 EP & S SOLID WASTE ALTERNATIVE	884,015		90,067	583,021	210,925	-
<b>542 * ENV PROTECTION &amp; SUBSTAINABILI</b>	<b>884,015</b>	<b>0</b>	<b>90,067</b>	<b>583,021</b>	<b>210,925</b>	<b>- -</b>
54500 ENVIRONMENTAL P&S		7,248,532	1,379,498	4,951,430	917,604	12.7 %
54501 EP&S CONTRIB ERS/FICA		96,165	13,102		83,063	86.4 %
54502 EP&S CONTRIB EUTF		55,370	17,603		37,767	68.2 %
54503 EP&S ADMIN/OVERHEAD		222,674	42,057		180,617	81.1 %
54504 EP&S OPEB CONTRIBUTION		28,107	7,027		21,080	75.0 %



County of Maui  
Statement of Appropriations and Expenditures  
Operations by Activity  
Fiscal Year Ending 6/30/19 - as of 9/30/2018

Activity * Program ** Fund *** Department	Prior Year Encumbrance 6/30/2016	Amended Annual Estimate	Year to Date Expended	Current Encumbrance 09/30/2018	Balance Available	% of Budget Available
54510 MALAMA MAUI NUI		155,500	38,750	116,250	500	0.3 %
54511 GO GREEN W. MAUI RECYLING		57,310	14,328	42,982		0.0 %
54512 COMMUNITY WORK DAY		216,000	54,000	162,000		0.0 %
<b>545 * ENVIRONMENTAL PROTECT&amp;SUBSTAIN</b>	<b>0</b>	<b>8,079,658</b>	<b>1,566,365</b>	<b>5,272,662</b>	<b>1,240,631</b>	<b>15.4 %</b>
55000 Wastewater administration	66,470	2,741,254	592,433	260,479	1,954,813	71.3 %
55002 Wastewater ERS & FICA		2,288,401	487,999		1,800,402	78.7 %
55003 Wastewater health fund		1,373,787	342,367		1,031,420	75.1 %
55004 Wastewater debt service		9,174,453	2,293,613		6,880,840	75.0 %
55005 Wastewater admin overhead		5,364,490	1,336,904		4,027,586	75.1 %
55008 Wastewater contributn to OPEB		697,346	174,337		523,009	75.0 %
55010 CW SEWER CI RESERVE FUND		2,787,458	2,787,458			0.0 %
<b>550 * WASTEWATER ADMIN PROGRAM</b>	<b>66,470</b>	<b>24,427,189</b>	<b>8,015,111</b>	<b>260,479</b>	<b>16,218,070</b>	<b>66.4 %</b>
56000 Wastewater reclamation	1,492,273	22,634,790	3,870,187	2,263,996	17,992,882	79.5 %
<b>560 * WASTEWATER RECLAMATION PROGRAM</b>	<b>1,492,273</b>	<b>22,634,790</b>	<b>3,870,187</b>	<b>2,263,996</b>	<b>17,992,882</b>	<b>79.5 %</b>
60000 Solid waste administration	4,944	1,316,564	299,631	144,245	877,632	66.7 %
60002 Solid waste ERS & FICA		1,848,961	387,281		1,461,680	79.1 %
60003 Solid waste health fund		1,108,612	271,273		837,339	75.5 %
60004 Solid waste debt service		4,531,920	1,132,980		3,398,940	75.0 %
60005 Solid waste admin overhead		3,697,383	899,183		2,798,200	75.7 %
60007 Solidwaste contributn to OPEB		562,741	140,685		422,056	75.0 %
<b>600 * SOLID WASTE ADMINISTRATION</b>	<b>4,944</b>	<b>13,066,181</b>	<b>3,131,033</b>	<b>144,245</b>	<b>9,795,847</b>	<b>75.0 %</b>
60200 Solidwaste operations	583,968	13,979,471	2,461,512	3,584,934	8,516,995	60.9 %
<b>602 * SOLIDWASTE OPERATIONS</b>	<b>583,968</b>	<b>13,979,471</b>	<b>2,461,512</b>	<b>3,584,934</b>	<b>8,516,995</b>	<b>60.9 %</b>
<b>Fund ** SPECIAL REVENUE FUND</b>	<b>3,031,670</b>	<b>82,187,289</b>	<b>19,134,275</b>	<b>12,109,337</b>	<b>53,975,350</b>	<b>65.7 %</b>
<b>Dept *** Environmental Management</b>	<b>3,047,388</b>	<b>82,816,015</b>	<b>19,284,170</b>	<b>12,179,887</b>	<b>54,399,349</b>	<b>65.7 %</b>


**County of Maui**  
**Statement of Appropriations and Expenditures**  
**Operations by Activity**  
**Fiscal Year Ending 6/30/19 - as of 9/30/2018**

Activity * Program ** Fund *** Department	Prior Year Encumbrance 6/30/2016	Amended Annual Estimate	Year to Date Expended	Current Encumbrance 09/30/2018	Balance Available	% of Budget Available
<b>Water Supply</b>						
70001 Water Administration	1,002,875	8,531,561	1,452,534	1,392,602	6,689,301	78.4 %
70004 Leeward Haleakala Forest Restn	198,000	190,000	(36)	198,000	190,036	100.0 %
70006 West Maui Partnershp-UH watrsl	350,000	450,000	38,453	311,548	450,000	100.0 %
70007 East Molokai Watershed Partner	225,361	250,000	64,807	160,554	250,000	100.0 %
70009 Miconia Containment & Removal	250,000	500,000		250,000	500,000	100.0 %
70010 East Maui Watershed Protection	482,753	550,000	74,801	407,952	550,000	100.0 %
70030 CW WATERSHED PROTECTION	20,334	200,000		20,334	200,000	100.0 %
70031 Puu Kukui Watershed Preserve	303,049	285,000	39,908	263,141	285,000	100.0 %
70032 HONOKOWAI/WAHIKULI WATERSHED	75,000	75,000	17,977	57,023	75,000	100.0 %
70033 UPCOUNTRY WATER EXP CI RESERVE		3,882,146	3,882,146			0.0 %
70036 Auwahi forest restoration proj	37,000	60,000	6,535	30,465	60,000	100.0 %
70037 Hawaii agriculture research ct	48,275	56,500		48,275	56,500	100.0 %
<b>700 * WATER ADMINISTRATION PROGRAM</b>	<b>2,992,647</b>	<b>15,030,207</b>	<b>5,577,125</b>	<b>3,139,894</b>	<b>9,305,837</b>	<b>61.9 %</b>
70701 Water Debt Service Expenses		5,869,028	1,295,250		4,573,780	77.9 %
70702 Water Insurance Expenses		475,000			475,000	100.0 %
70703 Water Overhead Charges		2,949,101	737,275		2,211,826	75.0 %
70704 Water Employee Fringe Benefits		6,615,380	1,570,414		5,044,966	76.3 %
70705 Water Refund for Mainline Exp		500,000			500,000	100.0 %
70707 Water Department Wide Expense		1,097,832	219,911		877,921	80.0 %
<b>707 * WATER DEPARTMENT WIDE EXPENSES</b>	<b>0</b>	<b>17,506,341</b>	<b>3,822,850</b>	<b>0</b>	<b>13,683,493</b>	<b>78.2 %</b>
70901 Water Field Operations	1,555,342	30,695,912	6,009,825	1,528,895	24,712,535	80.5 %
<b>709 * WATER OPERATIONS PROGRAM</b>	<b>1,555,342</b>	<b>30,695,912</b>	<b>6,009,825</b>	<b>1,528,895</b>	<b>24,712,535</b>	<b>80.5 %</b>
<b>Fund ** UTILITY ENTERPRISE FUND</b>	<b>4,547,989</b>	<b>63,232,460</b>	<b>15,409,800</b>	<b>4,668,789</b>	<b>47,701,865</b>	<b>75.4 %</b>
<b>Dept *** Water Supply</b>	<b>4,547,989</b>	<b>63,232,460</b>	<b>15,409,800</b>	<b>4,668,789</b>	<b>47,701,865</b>	<b>75.4 %</b>

COUNTY AUDITOR

**County of Maui**  
**Statement of Appropriations and Expenditures**  
**Operations by Activity**  
**Fiscal Year Ending 6/30/19 - as of 9/30/2018**


Activity			Prior Year Encumbrance 6/30/2016	Amended Annual Estimate	Year to Date Expended	Current Encumbrance 09/30/2018	Balance Available	% of Budget Available
* Program	** Fund	*** Department						
<b>Grand Total</b>			<b>28,407,741</b>	<b>606,295,091</b>	<b>153,216,119</b>	<b>66,348,573</b>	<b>415,138,178</b>	<b>68.5 %</b>



---

# III. Expenditures

---



County of Maui  
Statement of Appropriations and Expenditures  
Grant Programs  
Fiscal Year Ending 6/30/2019 - as of 9/30/2018

Index		Prior Year	Amended	Year	Current	Balance	% of	
* Program	** Fund	*** Department	Encumbrance / Carryover	Budget / Lapses	to Date Expended	Encumbrance 09/30/2018	Available	Budget Available
<b>Office of the Mayor</b>								
186037			743,477				743,477	100.0 %
<b>030</b>	<b>*</b>	<b>OFFICE OF MAYOR ADMIN PROGRAM</b>	<b>743,477</b>	<b>0</b>	<b>0</b>	<b>0</b>	<b>743,477</b>	<b>100.0 %</b>
176810		WIOA YOUTH ACTIVITIES	29,141		(3,004)	20,537	11,608	39.8 %
176816		HTA COUNTY PRODUCT ENRICHMENT	45,498		7,017		38,481	84.6 %
176817		WIOA ADULT PROGRAM	37,641				37,641	100.0 %
176818		WIOA ADMIN PY2016	132				132	100.0 %
176821		WIOA DISLOCATED WORKER	10,029				10,029	100.0 %
186785		HAWAII ST COMM/STATUS WOMEN	1,399		403		996	71.2 %
186810		WIOA YOUTH ACTIVITIES	177,431		5,506	112,907	59,018	33.3 %
186817		WIOA ADULT PROGRAM	137,613		19,363	64,101	54,149	39.3 %
186818		WIOA ADMIN PY2017	33,920		29,565		4,355	12.8 %
186821		WIOA DISLOCATED WORKER	120,087		19,652	47,750	52,685	43.9 %
<b>032</b>	<b>*</b>	<b>MAYORS OFFICE STATE GRANTS</b>	<b>592,891</b>	<b>0</b>	<b>78,502</b>	<b>245,295</b>	<b>269,094</b>	<b>45.4 %</b>
116030		CDBG PROGRAM ADMIN FY2011	1,522				1,522	100.0 %
146327		KHAKO RENEWAL PRJ PH-II		20,497			20,497	100.0 %
146347		KHAKO RENEWAL PRJ PH-1	20,497	(20,497)				-
156346		CDBG PROGRAM ADMIN FY15	232				232	100.0 %
166813		LCHC NEW FACILITY	45,730	(45,730)				-
166821		CAMERON CTR REHAB & IMPRVTS	122,620			122,620		0.0 %
166823		KHAKO RENEWAL PRJ PH II		45,730			45,730	100.0 %
166827		REHABILITATION OF MFSS BLDG	199,000		199,000			0.0 %
176803		MEO MOLOKAI SHUTTLE SVC BUS B	10,164				10,164	100.0 %
176808		LAHAINA SURF PRESERVATION	18,745				18,745	100.0 %
176811		THE MAUI FARM REHABILITATION	45,334				45,334	100.0 %
176812		KHAKO STAIRCASE SAFETY	126,314	(83,773)			42,541	100.0 %
176814		CAMERON CTR REHAB & IMPRVMT	245,340			245,340		0.0 %
176822		KHAKO RENEWAL PRJ PH II		83,773			83,773	100.0 %
186811		KHAKO RENEWAL PRJ PH II	296,944			296,944		0.0 %
186815		CDBG PROGRAM ADMIN FY18	14,980		6,198	141	8,641	57.7 %
186822		HALE MAHAOLU EWALU SR CTR	550,000			550,000		0.0 %

**County of Maui**  
**Statement of Appropriations and Expenditures**  
**Grant Programs**  
**Fiscal Year Ending 6/30/2019 - as of 9/30/2018**

Index		Prior Year	Amended	Year	Current	Balance	% of	
* Program	** Fund	*** Department	Encumbrance / Carryover	Budget / Lapses	to Date Expended	Encumbrance 09/30/2018	Available	Budget Available
186823		HALE MAKUA KAHULUI GEN UPGRADE	270,465			270,465		0.0 %
186824		REHABILITATION OF MFSS BLDG	252,170		252,170			0.0 %
196803		CDBG PROGRAM ADMIN FFY18		380,134	88,073	1,408	290,653	76.5 %
196805		MOLOKAI LF TRAILER MOUNTED DIE		25,000			25,000	100.0 %
196807		HANA LANDFILL BULLDOZER		530,000			530,000	100.0 %
196809		MOLOKAI LF WHEEL LOADER		400,000			400,000	100.0 %
196813		ARC RESIDENTIAL GRP HOME		270,000			270,000	100.0 %
196816		HALE MAKUA KAHULUI FIRE ALARM		212,000			212,000	100.0 %
196828		HALE MAKUA WAI FIRE ALARM		47,000			47,000	100.0 %
196830		HALE MAKUA WAI REHABILITATION		36,535			36,535	100.0 %
<b>035</b>		<b>* HUD - CDBG GRANTS</b>	<b>2,220,057</b>	<b>1,900,669</b>	<b>545,441</b>	<b>1,486,918</b>	<b>2,088,367</b>	<b>50.7 %</b>
		<b>Fund ** SPECIAL REVENUE FUND</b>	<b>3,556,425</b>	<b>1,900,669</b>	<b>623,943</b>	<b>1,732,213</b>	<b>3,100,938</b>	<b>56.8 %</b>
		<b>Dept *** Office of the Mayor</b>	<b>3,556,425</b>	<b>1,900,669</b>	<b>623,943</b>	<b>1,732,213</b>	<b>3,100,938</b>	<b>56.8 %</b>
<b>Prosecuting Attorney</b>								
186871		VICTIM/WITNESS ASSISTANCE PRG		61,620	23,734		37,886	61.5 %
186872		CAREER CRIMINAL PROGRAM	1,496	137,499	31,785		107,210	77.1 %
<b>081</b>		<b>* PROSECTORS STATE GRANTS</b>	<b>1,496</b>	<b>199,119</b>	<b>55,519</b>	<b>0</b>	<b>145,096</b>	<b>72.3 %</b>
166874		PROSECUTORS TRAINING PRG	50,000				50,000	100.0 %
166875		HIGHWAY SAFETY/IMPAIRED DRVG	2,816				2,816	100.0 %
166876		HIGHWAY SAFETY/TRAFFIC RECORDS	4,505				4,505	100.0 %
176860		SPCL NEEDS ADVOC SUPPLEMENTAL	23,803		11,210		12,593	52.9 %
186878		DPA 2018 TRAFFIC RECORDS	5,612		5,168		444	7.9 %
196835		SPCL NEEDS ADVOCACY PRJ		622,420	106,418		516,002	82.9 %
196836		ASSET FORFEITURES PROGRAM		40,000	12,523		27,477	68.7 %
196879		DOMESTIC VIOLENCE INVESTIGATIO		55,380	19,232		36,148	65.3 %
<b>082</b>		<b>* PROSECUTORS SH/FEDERAL GRANTS</b>	<b>86,736</b>	<b>717,800</b>	<b>154,551</b>	<b>0</b>	<b>649,985</b>	<b>80.8 %</b>
		<b>Fund ** SPECIAL REVENUE FUND</b>	<b>88,232</b>	<b>916,919</b>	<b>210,070</b>	<b>0</b>	<b>795,081</b>	<b>79.1 %</b>
		<b>Dept *** Prosecuting Attorney</b>	<b>88,232</b>	<b>916,919</b>	<b>210,070</b>	<b>0</b>	<b>795,081</b>	<b>79.1 %</b>
<b>Finance</b>								



County of Maui  
Statement of Appropriations and Expenditures  
Grant Programs  
Fiscal Year Ending 6/30/2019 - as of 9/30/2018

Index		Prior Year	Amended	Year	Current	Balance	% of	
* Program	** Fund	*** Department	Encumbrance / Carryover	Budget / Lapses	to Date Expended	Encumbrance 09/30/2018	Available	Budget Available
166727		STATE IDENTIFICATION PROGRAM		(445)	(445)			0.0 %
196734		STATE DISABILITY & COMM		11,170	3,297		7,873	70.5 %
196735		COMML DRIVER'S LICENSE FY19		625,564	141,668		483,896	77.4 %
196736		PERIODIC MTR VEH INSPTN FY19		538,069	114,837		423,232	78.7 %
196739		STATE IDENTIFICATION PRG FY19		227,775	53,058		174,717	76.7 %
196740		STATE MOTOR VEH REGIST FY19		360,470	85,016		275,454	76.4 %
<b>150</b>	<b>*</b>	<b>MOTOR VEHICLE/LICENSE PROGRAM</b>	<b>0</b>	<b>1,762,603</b>	<b>397,431</b>	<b>0</b>	<b>1,365,172</b>	<b>77.5 %</b>
<b>Fund</b>	<b>**</b>	<b>SPECIAL REVENUE FUND</b>	<b>0</b>	<b>1,762,603</b>	<b>397,431</b>	<b>0</b>	<b>1,365,172</b>	<b>77.5 %</b>
<b>Dept</b>	<b>***</b>	<b>Finance</b>	<b>0</b>	<b>1,762,603</b>	<b>397,431</b>	<b>0</b>	<b>1,365,172</b>	<b>77.5 %</b>
<b>Planning</b>								
186801		COASTAL ZONE MANAGEMENT FY18	144,997		11,286		133,711	92.2 %
196801		COASTAL ZONE MANAGEMENT FY19		416,975	51,253		365,722	87.7 %
<b>195</b>	<b>*</b>	<b>PLANNING -STATE GRANTS</b>	<b>144,997</b>	<b>416,975</b>	<b>62,539</b>	<b>0</b>	<b>499,433</b>	<b>88.9 %</b>
<b>Fund</b>	<b>**</b>	<b>SPECIAL REVENUE FUND</b>	<b>144,997</b>	<b>416,975</b>	<b>62,539</b>	<b>0</b>	<b>499,433</b>	<b>88.9 %</b>
<b>Dept</b>	<b>***</b>	<b>Planning</b>	<b>144,997</b>	<b>416,975</b>	<b>62,539</b>	<b>0</b>	<b>499,433</b>	<b>88.9 %</b>
<b>Police</b>								
166829		HC&S COMMUNITY INITIATIVE	3,000		2,415	200	385	12.8 %
<b>260</b>	<b>*</b>	<b>POLICE ADMINISTRATION PROGRAM</b>	<b>3,000</b>	<b>0</b>	<b>2,415</b>	<b>200</b>	<b>385</b>	<b>12.8 %</b>
196365		FEDERAL JUSTICE FORFEITURE	71,717			50,000	21,717	30.3 %
<b>262</b>	<b>*</b>	<b>POLICE FORFEITURES</b>	<b>71,717</b>	<b>0</b>	<b>0</b>	<b>50,000</b>	<b>21,717</b>	<b>30.3 %</b>
176854		FY16 JAG PROGRAM	113,452		2,465	1,058	109,929	96.9 %
186844		HIGH INTENSITY DRUG TRAFFIC'G	120,242		51,211		69,031	57.4 %
196844		HIGH INTENSITY DRUG TRAFFIC'G		128,840			128,840	100.0 %
<b>263</b>	<b>*</b>	<b>POLICE FEDERAL GRANTS</b>	<b>233,694</b>	<b>128,840</b>	<b>53,676</b>	<b>1,058</b>	<b>307,800</b>	<b>84.9 %</b>
136301		STATE E911 WIRELESS COMMISSIO	119,249				119,249	100.0 %
166830		STATE E911 WIRELESS COMMISSION	340,334				340,334	100.0 %
166831		TRAINING GRANTS FY2016	76,530		20,736	684	55,110	72.0 %
176846		STATE E911 WIRELESS COMMISSION	1,377,208			439,729	937,479	68.1 %

**County of Maui**  
**Statement of Appropriations and Expenditures**  
**Grant Programs**  
**Fiscal Year Ending 6/30/2019 - as of 9/30/2018**

Index		Prior Year	Amended	Year	Current	Balance	% of	
* Program	** Fund	*** Department	Encumbrance / Carryover	Budget / Lapses	to Date Expended	Encumbrance 09/30/2018	Available	Budget Available
176852			2,346				2,346	100.0 %
186832			6,231				6,231	100.0 %
186834			13,127		3,961	300	8,866	67.5 %
186835			7,894				7,894	100.0 %
186846			1,826,600		337,945	1,335,249	153,406	8.4 %
196832				376,866	121,476		255,390	67.8 %
196834				89,000	417	122	88,461	99.4 %
196846				1,716,134	368,476	444,490	903,167	52.6 %
196852				8,000			8,000	100.0 %
<b>264</b>	<b>*</b>	<b>POLICE STATE GRANTS</b>	<b>3,769,519</b>	<b>2,190,000</b>	<b>853,011</b>	<b>2,220,574</b>	<b>2,885,933</b>	<b>48.4 %</b>
146045			2,113				2,113	100.0 %
166833			991				991	100.0 %
166837			5,922				5,922	100.0 %
166838			9,751				9,751	100.0 %
166839			8,768				8,768	100.0 %
166840			47,870				47,870	100.0 %
166841			3,459				3,459	100.0 %
166843			82,258				82,258	100.0 %
166845			48,428				48,428	100.0 %
166847			162				162	100.0 %
166848			1,085				1,085	100.0 %
166849			48				48	100.0 %
176837			22,549				22,549	100.0 %
176838			4,073				4,073	100.0 %
176839			7,774				7,774	100.0 %
176840			101,405				101,405	100.0 %
176841			29,595				29,595	100.0 %
176842			1,331				1,331	100.0 %
176843			77,531				77,531	100.0 %
176845			48,405				48,405	100.0 %
176848			19				19	100.0 %

County of Maui  
Statement of Appropriations and Expenditures  
Grant Programs  
Fiscal Year Ending 6/30/2019 - as of 9/30/2018

Index		Prior Year	Amended	Year	Current	Balance	% of	
* Program	** Fund	*** Department	Encumbrance / Carryover	Budget / Lapses	to Date Expended	Encumbrance 09/30/2018	Available	Budget Available
186833	DOM VIOLENCE:STALKING/HOMICIDE		31,767		8,104	505	23,158	72.9 %
186836	MPD SPEED EQUIPMENT		28,651		5,447		23,204	81.0 %
186837	MPD TRAFFIC SERVICES		55,581		21,370		34,211	61.6 %
186838	MPD TRAFFIC DATA RECORDS		57,557		4,999	22,995	29,563	51.4 %
186839	MPD SPEED ENFORCEMENT		107,159			18,500	88,659	82.7 %
186841	DISTRACTED DRIVING ENFORCEMENT		10,604				10,604	100.0 %
186842	MPD ROADBLOCK PROGRAM		175,441		10,314	49,878	115,249	65.7 %
186843	MPD SEAT BELT PROGRAM		53,703				53,703	100.0 %
186845	MPD CHILD RESTRAINT PRG		46,541		3,396	2,211	40,934	88.0 %
186848	SW MULTI JURISDICTIONAL DRUG		44,605		1,818	13,193	29,594	66.3 %
186857	POSITIVE OUTREACH INTERVENTION		75,862		7,769		68,093	89.8 %
196833	VIOLENCE AGAINST WOMEN Grant			55,380			55,380	100.0 %
196837	MPD TRAFFIC SERVICES			105,300			105,300	100.0 %
196838	MPD TRAFFIC DATA RECORDS			134,080			134,080	100.0 %
196839	MPD SPEED ENFORCEMENT			163,445			163,445	100.0 %
196841	DISTRACTED DRIVING ENFORCEMENT			78,149			78,149	100.0 %
196843	MPD SEATBELT ENFORCEMENT			100,766			100,766	100.0 %
196845	MAUI CHILD RESTRAINT PRG			62,475			62,475	100.0 %
<b>265</b>	<b>* POLICE STATE/FEDERAL GRANTS</b>		<b>1,191,008</b>	<b>699,595</b>	<b>63,217</b>	<b>107,282</b>	<b>1,720,104</b>	<b>91.0 %</b>
<b>Fund</b>	<b>** SPECIAL REVENUE FUND</b>		<b>5,268,938</b>	<b>3,018,435</b>	<b>972,319</b>	<b>2,379,114</b>	<b>4,935,939</b>	<b>59.6 %</b>
<b>Dept</b>	<b>*** Police</b>		<b>5,268,938</b>	<b>3,018,435</b>	<b>972,319</b>	<b>2,379,114</b>	<b>4,935,939</b>	<b>59.6 %</b>
<b>Fire and Public Safety</b>								
106047	EMS (FIRE)TRAINING (PVT)IAAI		12				12	100.0 %
106049	FIRE/LEPC (DOH) HMEP		49,536		4,879		44,657	90.2 %
116047	PRIVATE DONATIONS-FIRE DEPT		20,200				20,200	100.0 %
186826	FIRE NDRI Grant		40,000		11,982	7,500	20,518	51.3 %
196050	FIRE TRAINING GRANT (CHEVRON)		508				508	100.0 %
196055	FEMA FIRE TRAINING FUNDS		4,861				4,861	100.0 %
<b>220</b>	<b>* FIRE CONTROL ADMIN/MAINT PROG</b>		<b>115,117</b>	<b>0</b>	<b>16,861</b>	<b>7,500</b>	<b>90,756</b>	<b>78.8 %</b>
186732	MFD EXTRICATION TOOLS		17,344		17,344			0.0 %

**County of Maui**  
**Statement of Appropriations and Expenditures**  
**Grant Programs**  
**Fiscal Year Ending 6/30/2019 - as of 9/30/2018**

Index * Program ** Fund *** Department	Prior Year Encumbrance / Carryover	Amended Budget / Lapses	Year to Date Expended	Current Encumbrance 09/30/2018	Balance Available	% of Budget Available
240 * FIRE RESCUE OPERATIONS PROGRAM	17,344	0	17,344	0	0	0.0 %
196820 MAKENA LIFEGUARD SERVICES		1,056,059	146,919		909,140	86.1 %
252 * OCEAN SAFETY PROGRAM	0	1,056,059	146,919	0	909,140	86.1 %
Fund ** SPECIAL REVENUE FUND	132,461	1,056,059	181,124	7,500	999,896	84.1 %
Dept *** Fire and Public Safety	132,461	1,056,059	181,124	7,500	999,896	84.1 %
<b>Emergency Management Agency</b>						
166702 ST HOMELAND SECURITY	15,714		3,204	440	12,070	76.8 %
176702 ST HOMELAND SECURITY	337,738		10,964	82,416	244,358	72.4 %
186701 EMERGENCY MGT PERFORMANCE GRT	7,644				7,644	100.0 %
186702 ST HOMELAND SECURITY	674,191		128,545	25,000	520,646	77.2 %
210 * CIVIL DEFENSE PROGRAM	1,035,287	0	142,713	107,856	784,718	75.8 %
Fund ** SPECIAL REVENUE FUND	1,035,287	0	142,713	107,856	784,718	75.8 %
Dept *** Emergency Management Agency	1,035,287	0	142,713	107,856	784,718	75.8 %
<b>Housing and Human Concerns</b>						
137731 SEC 8 HSG ADMIN PRG FY2013	45			45		0.0 %
147481 SEC 8 HOUSING ADMIN FY2014	198,283				198,283	100.0 %
156449 HOME FFY14 ADMINISTRATION	32,629		239	3,848	28,542	87.5 %
157481 SEC 8 HOUSING ADMIN FY15	1,417				1,417	100.0 %
167482 FSS COORDINATOR GRANT	24,379				24,379	100.0 %
177481 SEC 8 HOUSING ADMIN FY17	1,855				1,855	100.0 %
177712 SEC.8 FAMILY SELF-SUFFICIENT	99,512	16,993	14,990		101,515	87.1 %
186449 HOME FFY17 ADMINISTRATION	150,848		11,950	27,000	111,899	74.2 %
186451 HOME FFY17 KAIWAHINE VILLAGE	2,250,000			2,250,000		0.0 %
186453 HOME FFY17 KAHOMA RESIDENTIAL	483,113		123,077	360,036		0.0 %
187481 SEC 8 HOUSING ADMIN FY18	668,101		417,300		250,800	37.5 %
187482 FSS COORDINATOR GRANT	2,308				2,308	100.0 %
197480 SEC 8 HOUSING VOUCHER FY19		22,814,982	4,559,290		18,255,692	80.0 %
197481 SEC 8 HOUSING ADMIN FY19		1,838,708	321,119	213,182	1,304,406	70.9 %
197482 FSS COORDINATOR GRANT		26,957	5,961		20,996	77.9 %

County of Maui  
Statement of Appropriations and Expenditures  
Grant Programs  
Fiscal Year Ending 6/30/2019 - as of 9/30/2018


Index			Prior Year Encumbrance / Carryover	Amended Budget / Lapses	Year to Date Expended	Current Encumbrance 09/30/2018	Balance Available	% of Budget Available
* Program	** Fund	*** Department						
197741	SEC8 HSG	ASST PYMTS(HAP)-NRA	1,573,880	2,125	4,058		1,571,947	99.7 %
197751	SEC8 HSG	ASST PYMTS(ADM)-NRA	1,495,679	464,471			1,960,150	100.0 %
<b>310</b>	<b>*</b>	<b>HOUSING PROGRAM</b>	<b>6,982,049</b>	<b>25,164,236</b>	<b>5,457,984</b>	<b>2,854,111</b>	<b>23,834,189</b>	<b>74.1 %</b>
116613	AGING TIII	DHHS FY11 MA201103	190			190		0.0 %
156429	AGING &	DISABILITY RESOURCE	475,030	632,104	74,232	10,388	1,022,514	92.4 %
156440	HEALTHY	AGING PARTNERSHIP	200,141		23,042		177,099	88.5 %
156443	HEALTHY	AGING VOL CONTRIB	40,162	11,286	21,894	900	28,654	55.7 %
176741	KUPUNA	CARE PROGRAM	111,423		49,767		61,656	55.3 %
176769	AGING	TITLE III PRGS	71,687		3,131	47,216	21,341	29.8 %
176773	ELDER	ABUSE PREVENTION SY17	25,077				25,077	100.0 %
186741	KUPUNA	CARE PROGRAM	772,261		151,546	223,582	397,135	51.4 %
186743	KUPUNA	CAREGIVERS PROGRAM	20,539	167,796	28,167	132,373	27,796	14.8 %
186769	AGING	TITLE III PRGS	509,186		114,561	67,274	327,352	64.3 %
186770	STATE	HEALTH INS ASST PRG	28,500	10,000	6,677	18,615	13,208	34.3 %
186772	NUTRITION	SVCS INCENTIVE	70,015		28,111		41,905	59.9 %
186773	ELDER	ABUSE PREVENTION SY18	26,492				26,492	100.0 %
196741	KUPUNA	CARE PROGRAM		1,103,940	17,412		1,086,528	98.4 %
196769	AGING	TITLE III PRGS		743,889			743,889	100.0 %
196773	ELDER	ABUSE PREVENTION SY19		26,492			26,492	100.0 %
<b>316</b>	<b>*</b>	<b>AGING STATE/FEDERAL/PVT GRANTS</b>	<b>2,350,703</b>	<b>2,695,507</b>	<b>518,540</b>	<b>500,538</b>	<b>4,027,138</b>	<b>79.8 %</b>
166774	STRATEGIC	PREVENTION FRAMEWRK	124,891		21,346		103,545	82.9 %
196774	SUBSTANCE	ABUSE PREVENTION		20,725	8,397	12,328		0.0 %
<b>318</b>	<b>*</b>	<b>HUMAN CONCERNS STATE/FEDERAL</b>	<b>124,891</b>	<b>20,725</b>	<b>29,743</b>	<b>12,328</b>	<b>103,545</b>	<b>71.1 %</b>
156405	LEISURE	ACTIVITIES FY15	39,599		14,589	16,942	8,067	20.4 %
166763	LEISURE	ACTIVITIES FY16	84,714			54,260	30,454	35.9 %
166768	MATSON	FOUNDATION CONTRIB	1,000	1,000	173	1,827		0.0 %
176763	LEISURE	ACTIVITIES FY17	102,362				102,362	100.0 %
186751	ASSISTED	TRANSPORTN SH POS08	4,823			4,823		0.0 %
186759	CONGREGATE	MEALS NSIP FY18	70,015		39,151		30,864	44.1 %
186763	LEISURE	ACTIVITIES FY18	83,809				83,809	100.0 %

**County of Maui**  
**Statement of Appropriations and Expenditures**  
**Grant Programs**  
**Fiscal Year Ending 6/30/2019 - as of 9/30/2018**

Index * Program	** Fund	*** Department	Prior Year Encumbrance / Carryover	Amended Budget / Lapses	Year to Date Expended	Current Encumbrance 09/30/2018	Balance Available	% of Budget Available
186771		RSVP RETIRED & SR VOL PRG	48,880		17,155		31,725	64.9 %
196757		A&B KOKUA GIVING CONTRIBUTION		20,000	5,029		14,971	74.9 %
196758		ASSTD TRANSPORT PVT CONTRIB		28,041	3,419		24,622	87.8 %
196760		CONGREGATE MLS PVT DONATION		123,582	16,260		107,322	86.8 %
196762		HOME DEL MEALS PVT DONATION		55,793	17,352		38,441	68.9 %
196764		ASSIST TRANSPORT-KUPUNA		157,916	22,797		135,119	85.6 %
196765		CONGREGATE MEALS TITTLE III		135,276	16,873		118,403	87.5 %
196766		HOME DEL MEALS KUPUNA		101,000	19,415		81,585	80.8 %
196767		HOME DELIVERED MLS TITLE III		101,000	23,228		77,772	77.0 %
196768		ASSIST TRANSPORT-F&E COUNTY		10,000	10,000			0.0 %
<b>325</b>	<b>*</b>	<b>H/C SENIOR SERVICES DIVISION</b>	<b>435,202</b>	<b>733,608</b>	<b>205,441</b>	<b>77,852</b>	<b>885,516</b>	<b>75.8 %</b>
<b>Fund</b>	<b>**</b>	<b>SPECIAL REVENUE FUND</b>	<b>9,892,845</b>	<b>28,614,076</b>	<b>6,211,708</b>	<b>3,444,829</b>	<b>28,850,388</b>	<b>74.9 %</b>
<b>Dept</b>	<b>***</b>	<b>Housing and Human Concerns</b>	<b>9,892,845</b>	<b>28,614,076</b>	<b>6,211,708</b>	<b>3,444,829</b>	<b>28,850,388</b>	<b>74.9 %</b>
<b>Parks and Recreation</b>								
126218		ST/HI NAHIKU COMMUNITY CENTER	250,000				250,000	100.0 %
146508		WAR MEMORIAL STADIUM	829,855				829,855	100.0 %
196795		PLAY & LEARN SESSIONS (PALS)		200,000	28,713		171,287	85.6 %
<b>361</b>	<b>*</b>	<b>PARKS STATE GRANTS</b>	<b>1,079,855</b>	<b>200,000</b>	<b>28,713</b>	<b>0</b>	<b>1,251,142</b>	<b>97.8 %</b>
<b>Fund</b>	<b>**</b>	<b>SPECIAL REVENUE FUND</b>	<b>1,079,855</b>	<b>200,000</b>	<b>28,713</b>	<b>0</b>	<b>1,251,142</b>	<b>97.8 %</b>
<b>Dept</b>	<b>***</b>	<b>Parks and Recreation</b>	<b>1,079,855</b>	<b>200,000</b>	<b>28,713</b>	<b>0</b>	<b>1,251,142</b>	<b>97.8 %</b>
<b>Public Works</b>								
186892		SOH DAPARTMENT OF HEALTH	5,522				5,522	100.0 %
<b>430</b>	<b>*</b>	<b>PUBLIC WORKS ADMIN PROGRAM</b>	<b>5,522</b>	<b>0</b>	<b>0</b>	<b>0</b>	<b>5,522</b>	<b>100.0 %</b>
116502		FHWA PROJS STATE REVIEWS	32,849		12,921		19,928	60.7 %
146660		FHWA VARIOUS PROJECTS COUNTY	1,395				1,395	100.0 %
<b>442</b>	<b>*</b>	<b>DPW STATE/FEDERAL ENGINEERING</b>	<b>34,244</b>	<b>0</b>	<b>12,921</b>	<b>0</b>	<b>21,323</b>	<b>62.3 %</b>
<b>Fund</b>	<b>**</b>	<b>SPECIAL REVENUE FUND</b>	<b>39,766</b>	<b>0</b>	<b>12,921</b>	<b>0</b>	<b>26,845</b>	<b>67.5 %</b>
<b>Dept</b>	<b>***</b>	<b>Public Works</b>	<b>39,766</b>	<b>0</b>	<b>12,921</b>	<b>0</b>	<b>26,845</b>	<b>67.5 %</b>

County of Maui  
Statement of Appropriations and Expenditures  
Grant Programs  
Fiscal Year Ending 6/30/2019 - as of 9/30/2018

Index		Prior Year	Amended	Year	Current	Balance	% of	
* Program	** Fund	*** Department	Encumbrance / Carryover	Budget / Lapses	to Date Expended	Encumbrance 09/30/2018	Available	Budget Available
<b>Transportation</b>								
136279	FTA#5309	FORMULA FUNDS PRG	1,835,686				1,835,686	100.0 %
136802	FTA5309	LIVABILITY PRG FY13	20,286				20,286	100.0 %
146802	FTA	RURAL TRNST ASST - RTAP	1,104				1,104	100.0 %
146804	FTA	PLANNING PROGRAM 5305 (e)	3,817				3,817	100.0 %
166906	FTA	SEC5305 METROPOLITAN TRANS	327	(46,628)	(46,442)		141	-0.3 %
176908	FTA	SEC5339 BUS/BUS FAC FORM	502,717			308,037	194,680	38.7 %
176909	FTA	SEC5311 NON-URBANIZED	11,178		1,970		9,208	82.4 %
176911	FHWA	MAUI METRO PLANNING ORG	149,309		64,004	75,222	10,083	6.8 %
186909	FTA	SEC5311 NON-URBANIZED	492,409		18,838	349,401	124,170	25.2 %
186912	FHWA	MAUI MPO FY18 UPWP	239,698			152,100	87,598	36.5 %
186913	SEC5307	URBANIZED AREA FORMULA	1,040,679			1,040,365	314	0.0 %
186914	FTA	MAUI MPO FY18 UPWP	21,286		(3,218)	10,811	13,693	64.3 %
196914	FTA	MAUI MPO FY19 UPWP		100,000			100,000	100.0 %
196915	FHWA	MAUI MPO FY19 UPWP		411,235			411,235	100.0 %
<b>650</b>	<b>*</b>	<b>TRANSPORTATION</b>	<b>4,318,496</b>	<b>464,607</b>	<b>35,152</b>	<b>1,935,936</b>	<b>2,812,015</b>	<b>58.8 %</b>
<b>Fund</b>	<b>**</b>	<b>SPECIAL REVENUE FUND</b>	<b>4,318,496</b>	<b>464,607</b>	<b>35,152</b>	<b>1,935,936</b>	<b>2,812,015</b>	<b>58.8 %</b>
<b>Dept</b>	<b>***</b>	<b>Transportation</b>	<b>4,318,496</b>	<b>464,607</b>	<b>35,152</b>	<b>1,935,936</b>	<b>2,812,015</b>	<b>58.8 %</b>
<b>Environmental Management</b>								
136038	W	MAUI RECYCLED WTR SYSTEM EXP	671,000				671,000	100.0 %
146906	HYATT/W	MAUI RECYCLED WATER	501,237				501,237	100.0 %
146907	STARWOOD/W	MAUI RECYCLED WATER	1,863,840				1,863,840	100.0 %
<b>550</b>	<b>*</b>	<b>WASTEWATER ADMIN PROGRAM</b>	<b>3,036,077</b>	<b>0</b>	<b>0</b>	<b>0</b>	<b>3,036,077</b>	<b>100.0 %</b>
<b>Fund</b>	<b>**</b>	<b>SPECIAL REVENUE FUND</b>	<b>3,036,077</b>	<b>0</b>	<b>0</b>	<b>0</b>	<b>3,036,077</b>	<b>100.0 %</b>
<b>Dept</b>	<b>***</b>	<b>Environmental Management</b>	<b>3,036,077</b>	<b>0</b>	<b>0</b>	<b>0</b>	<b>3,036,077</b>	<b>100.0 %</b>
<b>Grand Total</b>			<b>28,593,379</b>	<b>38,350,343</b>	<b>8,878,633</b>	<b>9,607,448</b>	<b>48,457,644</b>	<b>72.4 %</b>






---

# III. Expenditures

---

## III.C. Revolving / Special Programs



County of Maui  
Statement of Appropriations and Expenditures  
Revolving/Special Programs  
Fiscal Year Ending 6/30/2019 - as of 9/30/2018

Index * Program ** Fund *** Department	Prior Year Encumbrance / Carryover	Amended Budget / Lapses	Year to Date Expended	Current Encumbrance 09/30/2018	Balance Available	% of Budget Available
<b>Office of the Mayor</b>						
101400 OPEN SPACE/NAT&CULT RSRC/SCENC	6,157,917	2,610,000			8,767,917	100.0 %
101402 EMERGENCY FUND	23,953,633	6,500,000			30,453,633	100.0 %
101410 HAMAKUALOA COASTAL		30,000			30,000	100.0 %
101412 SEPT2016 FLOODING EVENT	4,525,469			241,572	4,283,897	94.7 %
<b>030 * OFFICE OF MAYOR ADMIN PROGRAM</b>	<b>34,637,019</b>	<b>9,140,000</b>	<b>0</b>	<b>241,572</b>	<b>43,535,447</b>	<b>99.4 %</b>
101095 RECYCLING GRANT LOAN REVOLVING	127				127	100.0 %
101404 ECONOMIC DEVELOPMENT REVOLVING	20,000				20,000	100.0 %
101405 ECON DEV-UPTOWN SERVICE INC	170,000			170,000		0.0 %
<b>040 * MAYOR ADMIN ECONOMIC DEV PRGMS</b>	<b>190,127</b>	<b>0</b>	<b>0</b>	<b>170,000</b>	<b>20,127</b>	<b>10.6 %</b>
<b>Fund ** SPECIAL REVENUE FUND</b>	<b>34,827,146</b>	<b>9,140,000</b>	<b>0</b>	<b>411,572</b>	<b>43,555,574</b>	<b>99.1 %</b>
<b>Dept *** Office of the Mayor</b>	<b>34,827,146</b>	<b>9,140,000</b>	<b>0</b>	<b>411,572</b>	<b>43,555,574</b>	<b>99.1 %</b>
<b>Management</b>						
101413 EMPLOYEE PARKING FEES FUND		50,000	522		49,478	99.0 %
<b>060 * MANAGEMENT PROGRAM</b>	<b>0</b>	<b>50,000</b>	<b>522</b>	<b>0</b>	<b>49,478</b>	<b>99.0 %</b>
<b>Fund ** SPECIAL REVENUE FUND</b>	<b>0</b>	<b>50,000</b>	<b>522</b>	<b>0</b>	<b>49,478</b>	<b>99.0 %</b>
<b>Dept *** Management</b>	<b>0</b>	<b>50,000</b>	<b>522</b>	<b>0</b>	<b>49,478</b>	<b>99.0 %</b>
<b>Finance</b>						
101002 POST-EMPLOYMENT BENEFITS-OPEB	229,831				229,831	100.0 %
<b>170 * COUNTY WIDE COSTS PROGRAM</b>	<b>229,831</b>	<b>0</b>	<b>0</b>	<b>0</b>	<b>229,831</b>	<b>100.0 %</b>
<b>Fund ** SPECIAL REVENUE FUND</b>	<b>229,831</b>	<b>0</b>	<b>0</b>	<b>0</b>	<b>229,831</b>	<b>100.0 %</b>
<b>Dept *** Finance</b>	<b>229,831</b>	<b>0</b>	<b>0</b>	<b>0</b>	<b>229,831</b>	<b>100.0 %</b>
<b>Police</b>						
101060 ALARM SYSTEM REVOLVING FUND	27,346		18,574		8,772	32.1 %
101060B ALARM SYSTEM REVOLVING FUND	30,000	30,000			60,000	100.0 %
<b>280 * UNIFORMED PATROL SERVICES PROG</b>	<b>57,346</b>	<b>30,000</b>	<b>18,574</b>	<b>0</b>	<b>68,772</b>	<b>78.7 %</b>
<b>Fund ** SPECIAL REVENUE FUND</b>	<b>57,346</b>	<b>30,000</b>	<b>18,574</b>	<b>0</b>	<b>68,772</b>	<b>78.7 %</b>

County of Maui  
Statement of Appropriations and Expenditures  
Revolving/Special Programs  
Fiscal Year Ending 6/30/2019 - as of 9/30/2018

Index * Program ** Fund *** Department	Prior Year Encumbrance / Carryover	Amended Budget / Lapses	Year to Date Expended	Current Encumbrance 09/30/2018	Balance Available	% of Budget Available
Dept *** Police	<u>57,346</u>	<u>30,000</u>	<u>18,574</u>	<u>0</u>	<u>68,772</u>	<u>78.7 %</u>
<b>Fire and Public Safety</b>						
101075 FIRE PLAN REVIEW FEES	368,747				368,747	100.0 %
101075A FIRE PLAN REVIEW FEES SALARIES		191,688	58,014		133,674	69.7 %
101075B FIRE PLAN REVIEW FEES OPERTN		159,580	6,997		152,585	95.6 %
101075C FIRE PLAN REVIEW FEES EQUIPMNT		10,000			10,000	100.0 %
<b>250 * FIRE PREVENTION PROGRAM</b>	<u>368,747</u>	<u>361,268</u>	<u>65,011</u>	<u>0</u>	<u>665,006</u>	<u>91.1 %</u>
Fund ** SPECIAL REVENUE FUND	<u>368,747</u>	<u>361,268</u>	<u>65,011</u>	<u>0</u>	<u>665,006</u>	<u>91.1 %</u>
Dept *** Fire and Public Safety	<u>368,747</u>	<u>361,268</u>	<u>65,011</u>	<u>0</u>	<u>665,006</u>	<u>91.1 %</u>
<b>Liquor Control</b>						
101139 LIQUOR EDUCATION FUNDS	211,662	62,680		18,106	256,236	93.4 %
101139B LIQUOR EDUCATION OPERATIONS		42,680	3,546		39,134	91.7 %
<b>200 * LIQUOR CONTROL GENERAL PROG</b>	<u>211,662</u>	<u>105,360</u>	<u>3,546</u>	<u>18,106</u>	<u>295,370</u>	<u>93.2 %</u>
Fund ** SPECIAL REVENUE FUND	<u>211,662</u>	<u>105,360</u>	<u>3,546</u>	<u>18,106</u>	<u>295,370</u>	<u>93.2 %</u>
Dept *** Liquor Control	<u>211,662</u>	<u>105,360</u>	<u>3,546</u>	<u>18,106</u>	<u>295,370</u>	<u>93.2 %</u>
<b>Housing and Human Concerns</b>						
101025 ANIMAL MANAGEMENT REVOLVING	126,367				126,367	100.0 %
101025C MOLOKAI ANIMAL PATROL VEHICLE	34,708			34,708		0.0 %
<b>300 * HSG &amp; HUMAN CONCERNS ADM PROG</b>	<u>161,075</u>	<u>0</u>	<u>0</u>	<u>34,708</u>	<u>126,367</u>	<u>78.5 %</u>
101001 AFFORDABLE HSG FUND-CW	17,344,054	12,499,714	1,011,966	7,219	28,824,583	96.6 %
101004 AFFORDABLE HSG FND-WEST MAUI	3,909,037				3,909,037	100.0 %
101013 AFFORDABLE HOUSING- KULAMALU	98,073				98,073	100.0 %
101016 LANAI AHP PHASE I	3,861,193			114,308	3,746,885	97.0 %
101017 KAUNOA SR SVCS LEISURE PRG RF	422,067	240,000	83,823	8,955	569,289	86.0 %
101018 AFFD'LE HSG FABMAC HOMES	1,500,000			1,500,000		0.0 %
101020 AFFD'LE HSG HALE MAHAOLU EWALA	2,500,000			2,500,000		0.0 %
101022 NA HALE O MAUI KAHOMA PRJ	409,872	1,000,000		1,409,872		0.0 %
101023 ARC OF MAUI GRP HM REHAB PRJ	108,003		2,604	105,399		0.0 %

County of Maui  
Statement of Appropriations and Expenditures  
Revolving/Special Programs  
Fiscal Year Ending 6/30/2019 - as of 9/30/2018

Index		Prior Year	Amended	Year	Current	Balance	% of	
* Program	** Fund	*** Department	Encumbrance / Carryover	Budget / Lapses	to Date Expended	Encumbrance 09/30/2018	Available	Budget Available
101030		HOUSING SEC.8 CERTIFICATE	5,735				5,735	100.0 %
101031		HABITAT FOR HM-KAHOMA PRJ	515,332			515,332		0.0 %
101032		RESIDENTIAL WRKFORCE BUY-BACK		1,000,000	521,622		478,378	47.8 %
101055		HOUSING SEC.8 VOUCHER PROGRAM	17,755				17,755	100.0 %
101089		RENTAL HOUSING REVOLVING	52,775				52,775	100.0 %
<b>310</b>	<b>*</b>	<b>HOUSING PROGRAM</b>	<b>30,743,896</b>	<b>14,739,714</b>	<b>1,620,015</b>	<b>6,161,085</b>	<b>37,702,510</b>	<b>82.9 %</b>
101246		MOLOKAI AG LOAN PROGRAM	172,160				172,160	100.0 %
<b>320</b>	<b>*</b>	<b>HUMAN CONCERNS PROGRAM</b>	<b>172,160</b>	<b>0</b>	<b>0</b>	<b>0</b>	<b>172,160</b>	<b>100.0 %</b>
101024B		MAUI HUMANE SOCIETY PRG		100,000		100,000		0.0 %
101035B		MAUI HUMANE S VEHICLE RPR		7,300		7,300		0.0 %
<b>330</b>	<b>*</b>	<b>ANIMAL MANAGMENT PROGRAM</b>	<b>0</b>	<b>107,300</b>	<b>0</b>	<b>107,300</b>	<b>0</b>	<b>0.0 %</b>
<b>Fund</b>	<b>**</b>	<b>SPECIAL REVENUE FUND</b>	<b>31,077,131</b>	<b>14,847,014</b>	<b>1,620,015</b>	<b>6,303,093</b>	<b>38,001,037</b>	<b>82.7 %</b>
<b>Dept</b>	<b>***</b>	<b>Housing and Human Concerns</b>	<b>31,077,131</b>	<b>14,847,014</b>	<b>1,620,015</b>	<b>6,303,093</b>	<b>38,001,037</b>	<b>82.7 %</b>
<b>Parks and Recreation</b>								
101401		OCEAN RECREATIONAL ACTIVITY	584,957			96,749	488,208	83.5 %
<b>340</b>	<b>*</b>	<b>PARKS &amp; REC ADMIN PROG</b>	<b>584,957</b>	<b>0</b>	<b>0</b>	<b>96,749</b>	<b>488,208</b>	<b>83.5 %</b>
<b>Fund</b>	<b>**</b>	<b>SPECIAL REVENUE FUND</b>	<b>584,957</b>	<b>0</b>	<b>0</b>	<b>96,749</b>	<b>488,208</b>	<b>83.5 %</b>
<b>Dept</b>	<b>***</b>	<b>Parks and Recreation</b>	<b>584,957</b>	<b>0</b>	<b>0</b>	<b>96,749</b>	<b>488,208</b>	<b>83.5 %</b>
<b>Public Works</b>								
101116		HWY BEAUT TREE TRIMMING	5,000	310,000	43,419	2,200	269,381	85.5 %
<b>450</b>	<b>*</b>	<b>SPECIAL MAINTENANCE PROGRAM</b>	<b>5,000</b>	<b>310,000</b>	<b>43,419</b>	<b>2,200</b>	<b>269,381</b>	<b>85.5 %</b>
101303		PLAN REVIEW REVOLVING LUCA	1,949,307			15,994	1,933,313	99.2 %
101303A		PLAN REVIEW REVOLVING SAL		886,982	182,174		704,808	79.5 %
101303B		PLAN REVIEW REVOLVING OP	408	537,200	60,107	173,296	304,205	56.6 %
101303C		PLAN REVIEW REVOLVING EQ	97,421	267,000	12,891	85,306	266,224	73.1 %
101311		SUBDIVISION CONSTRN REVOLVING	41,092			41,092		0.0 %
<b>460</b>	<b>*</b>	<b>DEVELOPMENT SERVICES ADMINSTRN</b>	<b>2,088,228</b>	<b>1,691,182</b>	<b>255,172</b>	<b>315,688</b>	<b>3,208,550</b>	<b>84.9 %</b>
<b>Fund</b>	<b>**</b>	<b>SPECIAL REVENUE FUND</b>	<b>2,093,228</b>	<b>2,001,182</b>	<b>298,591</b>	<b>317,888</b>	<b>3,477,931</b>	<b>84.9 %</b>

**County of Maui**  
**Statement of Appropriations and Expenditures**  
**Revolving/Special Programs**  
**Fiscal Year Ending 6/30/2019 - as of 9/30/2018**


Index * Program ** Fund *** Department	Prior Year Encumbrance / Carryover	Amended Budget / Lapses	Year to Date Expended	Current Encumbrance 09/30/2018	Balance Available	% of Budget Available
<b>Dept *** Public Works</b>	<u>2,093,228</u>	<u>2,001,182</u>	<u>298,591</u>	<u>317,888</u>	<u>3,477,931</u>	<u>84.9 %</u>
<b>Environmental Management</b>						
101191B TEENS ON CALL PAIA BY PASS		10,000	1,735		8,265	82.6 %
101255 HWY BEAUT-ABAND VEH REVOLV'G	6,178				6,178	100.0 %
101255A HWY BEAUT-ABAND VEH REV'G SAL		113,798	111		113,687	99.9 %
101255B HWY BEAUT-ABAND VEH REV'G OPR	41,536	1,331,165	209,552	1,078,238	84,912	6.2 %
<b>542 * ENV PROTECTION &amp; SUBSTAINABILI</b>	<u>47,714</u>	<u>1,454,963</u>	<u>211,398</u>	<u>1,078,238</u>	<u>213,042</u>	<u>14.2 %</u>
101253 NASKA PUMP STATION	914				914	100.0 %
<b>550 * WASTEWATER ADMIN PROGRAM</b>	<u>914</u>	<u>0</u>	<u>0</u>	<u>0</u>	<u>914</u>	<u>100.0 %</u>
<b>Fund ** SPECIAL REVENUE FUND</b>	<u>48,628</u>	<u>1,454,963</u>	<u>211,398</u>	<u>1,078,238</u>	<u>213,956</u>	<u>14.2 %</u>
<b>Dept *** Environmental Management</b>	<u>48,628</u>	<u>1,454,963</u>	<u>211,398</u>	<u>1,078,238</u>	<u>213,956</u>	<u>14.2 %</u>
<b>Grand Total</b>	<u>69,498,676</u>	<u>27,989,787</u>	<u>2,217,657</u>	<u>8,225,646</u>	<u>87,045,163</u>	<u>89.3 %</u>

---

# IV. Capital Improvement Program by District

---

IV. Capital Improvements Program by District





County of Maui  
Statement of Appropriations and Expenditures  
Capital Improvement Program by District  
Fiscal Year Ending 6/30/2019 - as of 9/30/2018

01	Hana	Prior Year	Amended	Year	Current	Balance	% of
	Index	Encumbrance	Budget /	to Date	Encumbrance	Available	Budget
	* Activity ** Program *** District	/ Carryover	Lapses	Expended	09/30/2018		Available
389253	WAIOPAI BRIDGE REPAIRS	11,553	1,148,777		1,160,330		0.0 %
<b>98053</b>	<b>* WAIOPAI BRIDGE REPAIRS</b>	<b>11,553</b>	<b>1,148,777</b>	<b>0</b>	<b>1,160,330</b>	<b>0</b>	<b>0.0 %</b>
<b>901</b>	<b>** Drainage</b>	<b>11,553</b>	<b>1,148,777</b>	<b>0</b>	<b>1,160,330</b>	<b>0</b>	<b>0.0 %</b>
367298	NAHIKU COMMUNITY CENTER	49,044			49,044		0.0 %
<b>96098</b>	<b>* NAHIKU COMMUNITY CENTER</b>	<b>49,044</b>	<b>0</b>	<b>0</b>	<b>49,044</b>	<b>0</b>	<b>0.0 %</b>
378337	HANA CIVIC CENTER	49,800			49,800		0.0 %
<b>97037</b>	<b>* HANA CIVIC CENTER</b>	<b>49,800</b>	<b>0</b>	<b>0</b>	<b>49,800</b>	<b>0</b>	<b>0.0 %</b>
<b>903</b>	<b>** Government Facilities</b>	<b>98,844</b>	<b>0</b>	<b>0</b>	<b>98,844</b>	<b>0</b>	<b>0.0 %</b>
356402	PA'ANI MAI PARK IMPROVM	106,561			106,561		0.0 %
<b>95002</b>	<b>* PA'ANI MAI PARK IMPROVEMENTS</b>	<b>106,561</b>	<b>0</b>	<b>0</b>	<b>106,561</b>	<b>0</b>	<b>0.0 %</b>
367101	HANA-KEANAE-KAILUA PARKS	33,135			33,135		0.0 %
<b>96001</b>	<b>* HANA-KEA-KAILUA PARKS SYSTEM</b>	<b>33,135</b>	<b>0</b>	<b>0</b>	<b>33,135</b>	<b>0</b>	<b>0.0 %</b>
378338	HANA-KEANAE-KAILUA PARKS	174,325			174,325		0.0 %
<b>97038</b>	<b>* HANA-KEA-KAILUA PARKS SYSTEM</b>	<b>174,325</b>	<b>0</b>	<b>0</b>	<b>174,325</b>	<b>0</b>	<b>0.0 %</b>
378239	HELENE HALL IMPROVEMENTS	38,447			38,447		0.0 %
<b>97039</b>	<b>* HELENE HALL IMPROVEMENTS</b>	<b>38,447</b>	<b>0</b>	<b>0</b>	<b>38,447</b>	<b>0</b>	<b>0.0 %</b>
389230	HELENE HALL IMPROVEMENTS	75,796		4,752	71,044		0.0 %
<b>98030</b>	<b>* HELENE HALL IMPROVEMENTS</b>	<b>75,796</b>	<b>0</b>	<b>4,752</b>	<b>71,044</b>	<b>0</b>	<b>0.0 %</b>
389731	HANA-KEA-LAI PARKS SYSTEM	51,534		21,020	29,090	1,424	2.8 %
<b>98031</b>	<b>* HANA-KEA-KAILUA PARKS SYSTEM</b>	<b>51,534</b>	<b>0</b>	<b>21,020</b>	<b>29,090</b>	<b>1,424</b>	<b>2.8 %</b>
390041	HANA-KEA-LAI PARKS SYSTEM		675,000			675,000	100.0 %
<b>99146</b>	<b>* HANA-KEANAE-KAILUA PRKS SYSTEM</b>	<b>0</b>	<b>675,000</b>	<b>0</b>	<b>0</b>	<b>675,000</b>	<b>100.0 %</b>

County of Maui  
Statement of Appropriations and Expenditures  
Capital Improvement Program by District  
Fiscal Year Ending 6/30/2019 - as of 9/30/2018

01	Hana Index * Activity ** Program *** District	Prior Year Encumbrance / Carryover	Amended Budget / Lapses	Year to Date Expended	Current Encumbrance 09/30/2018	Balance Available	% of Budget Available
<b>904</b>	<b>** Parks and Recreation</b>	<b>479,798</b>	<b>675,000</b>	<b>25,772</b>	<b>452,602</b>	<b>676,424</b>	<b>58.6 %</b>
317003	HANA DISTRICT RD RESURFACING	11,111			11,111		0.0 %
<b>91000</b>	<b>* FY 2001 CIP projects</b>	<b>11,111</b>	<b>0</b>	<b>0</b>	<b>11,111</b>	<b>0</b>	<b>0.0 %</b>
327500	KAHOOLOPOO BRDGE RPL BR090078	322,009				322,009	100.0 %
<b>92099</b>	<b>* State/Fed/Private FY2002/2012</b>	<b>322,009</b>	<b>0</b>	<b>0</b>	<b>0</b>	<b>322,009</b>	<b>100.0 %</b>
378279	KOUKOUAI BRIDGE REHAB	541,721		95,409	446,312		0.0 %
<b>97079</b>	<b>* KOUKOUAI BRIDGE REHABILITATION</b>	<b>541,721</b>	<b>0</b>	<b>95,409</b>	<b>446,312</b>	<b>0</b>	<b>0.0 %</b>
378280	PIILANI HWY RD IMPRV/NUANUALOA	19,703			19,703		0.0 %
378382	PIILANI HWY RD IMPRV/NUANUALOA	1,991,000		1,517,882	473,118		0.0 %
<b>97080</b>	<b>* PIILANI HWY RD IMPR/NUANUALOA</b>	<b>2,010,703</b>	<b>0</b>	<b>1,517,882</b>	<b>492,821</b>	<b>0</b>	<b>0.0 %</b>
378381	ROCKFALL/EMBKMNT ASSESSMNT	57,700			57,700		0.0 %
<b>97081</b>	<b>* ROCKFALL/EMBANKMNT ASSESSMNT</b>	<b>57,700</b>	<b>0</b>	<b>0</b>	<b>57,700</b>	<b>0</b>	<b>0.0 %</b>
389254	KEANAE RD SAFETY IMPRV	175,900			175,900		0.0 %
389274	KEANAE RD SAFETY IMPRV		1,000			1,000	100.0 %
<b>98054</b>	<b>* KEANAE RD SAFETY IMPROVEMENTS</b>	<b>175,900</b>	<b>1,000</b>	<b>0</b>	<b>175,900</b>	<b>1,000</b>	<b>0.6 %</b>
389755	LELEKEA BRIDGE REPLACEMENT	81,130		11,730	47,611	21,789	26.9 %
<b>98055</b>	<b>* LELEKEA BRIDGE REPLACEMENT</b>	<b>81,130</b>	<b>0</b>	<b>11,730</b>	<b>47,611</b>	<b>21,789</b>	<b>26.9 %</b>
390083	KALEPA ROCKFALL REPAIRS		150,000			150,000	100.0 %
<b>99197</b>	<b>* KALEPA ROCKFALL REPAIRS</b>	<b>0</b>	<b>150,000</b>	<b>0</b>	<b>0</b>	<b>150,000</b>	<b>100.0 %</b>
<b>907</b>	<b>** Roads</b>	<b>3,200,274</b>	<b>151,000</b>	<b>1,625,021</b>	<b>1,231,455</b>	<b>494,798</b>	<b>14.8 %</b>
378208	HANA LF MAKAI BERM WASTE RMVL	305,019	(175,514)	55,804	73,700		0.0 %
<b>97008</b>	<b>* HANA LANDFILL MAKAI BERM WREMV</b>	<b>305,019</b>	<b>(175,514)</b>	<b>55,804</b>	<b>73,700</b>	<b>0</b>	<b>0.0 %</b>

County of Maui  
Statement of Appropriations and Expenditures  
Capital Improvement Program by District  
Fiscal Year Ending 6/30/2019 - as of 9/30/2018

01	Hana	Prior Year Encumbrance / Carryover	Amended Budget / Lapses	Year to Date Expended	Current Encumbrance 09/30/2018	Balance Available	% of Budget Available
Index	* Activity ** Program *** District						
389704	HANA LF MAKAI BERM WASTE RMVL	2,000,000		956,168	1,080,580	(36,748)	(1.8)%
<b>98004</b>	<b>* HANA LDFILL MAKAI BW REMOVAL</b>	<b>2,000,000</b>	<b>0</b>	<b>956,168</b>	<b>1,080,580</b>	<b>(36,748)</b>	<b>(1.8)%</b>
390208	HANA LF MAKAI BERM WASTE RMVL		441,654	166,716		274,938	62.3 %
<b>99113</b>	<b>* HANA LDFILL MAKAI BW REMOVAL</b>	<b>0</b>	<b>441,654</b>	<b>166,716</b>	<b>0</b>	<b>274,938</b>	<b>62.3 %</b>
<b>908</b>	<b>** Solid Waste Facilities</b>	<b>2,305,019</b>	<b>266,140</b>	<b>1,178,688</b>	<b>1,154,280</b>	<b>238,190</b>	<b>9.3 %</b>
390009	HELENE HALL SEPTIC IMPRV		245,000			245,000	100.0 %
<b>99114</b>	<b>* HELENE HALL SEPTIC SYSTEM IMPR</b>	<b>0</b>	<b>245,000</b>	<b>0</b>	<b>0</b>	<b>245,000</b>	<b>100.0 %</b>
<b>909</b>	<b>** Wastewater Facilities</b>	<b>0</b>	<b>245,000</b>	<b>0</b>	<b>0</b>	<b>245,000</b>	<b>100.0 %</b>
District ***	Hana	<b>6,095,488</b>	<b>2,485,917</b>	<b>2,829,481</b>	<b>4,097,511</b>	<b>1,654,412</b>	<b>19.3 %</b>

County of Maui  
Statement of Appropriations and Expenditures  
Capital Improvement Program by District  
Fiscal Year Ending 6/30/2019 - as of 9/30/2018

02	Paia-Haiku	Prior Year Encumbrance / Carryover	Amended Budget / Lapses	Year to Date Expended	Current Encumbrance 09/30/2018	Balance Available	% of Budget Available
	Index * Activity ** Program *** District						
390008	EMERGENCY RPR PU'U WAY		3,000,000			3,000,000	100.0 %
<b>99008</b>	<b>* PU'U WAY HAIKU</b>	<b>0</b>	<b>3,000,000</b>	<b>0</b>	<b>0</b>	<b>3,000,000</b>	<b>100.0 %</b>
<b>901</b>	<b>** Drainage</b>	<b>0</b>	<b>3,000,000</b>	<b>0</b>	<b>0</b>	<b>3,000,000</b>	<b>100.0 %</b>
383010	HAIKU FIRE STATION	41,985			41,985		0.0 %
<b>98000</b>	<b>* FY98/08 CIP PROJECTS</b>	<b>41,985</b>	<b>0</b>	<b>0</b>	<b>41,985</b>	<b>0</b>	<b>0.0 %</b>
393201	HAIKU FIRE STATION	129,977			129,977		0.0 %
<b>99000</b>	<b>* FY1999/2009 CIP projects</b>	<b>129,977</b>	<b>0</b>	<b>0</b>	<b>129,977</b>	<b>0</b>	<b>0.0 %</b>
<b>903</b>	<b>** Government Facilities</b>	<b>171,962</b>	<b>0</b>	<b>0</b>	<b>171,962</b>	<b>0</b>	<b>0.0 %</b>
378254	PAIA-HAIKU PARKS SYSTEM	110,543			110,543		0.0 %
378353	PAIA-HAIKU PARKS SYSTEM	29,040		2,839	26,201		0.0 %
<b>97053</b>	<b>* PAIA-HAIKU PARKS SYSTEM</b>	<b>139,583</b>	<b>0</b>	<b>2,839</b>	<b>136,744</b>	<b>0</b>	<b>0.0 %</b>
389238	PAIA-HAIKU PARKS SYSTEM	22,552		5,082	20,993	(3,523)	(15.6)%
389272	PAIA-HAIKU PARKS SYSTEM		3,523			3,523	100.0 %
389438	PAIA-HAIKU PARKS SYSTEM	135,000				135,000	100.0 %
389738	PAIA-HAIKU PARKS SYSTEM	50,000				50,000	100.0 %
<b>98038</b>	<b>* PAIA-HAIKU PARKS SYSTEM</b>	<b>207,552</b>	<b>3,523</b>	<b>5,082</b>	<b>20,993</b>	<b>185,000</b>	<b>87.6 %</b>
390058	PAIA-HAIKU PARKS SYSTEM		1,000,000			1,000,000	100.0 %
<b>99173</b>	<b>* PAIA-HAIKU PARKS SYSTEM</b>	<b>0</b>	<b>1,000,000</b>	<b>0</b>	<b>0</b>	<b>1,000,000</b>	<b>100.0 %</b>
<b>904</b>	<b>** Parks and Recreation</b>	<b>347,135</b>	<b>1,003,523</b>	<b>7,921</b>	<b>157,737</b>	<b>1,185,000</b>	<b>87.7 %</b>
356426	PAIA SCHOOL SAFE ROUTES	9,552			9,552		0.0 %
<b>95026</b>	<b>* PAIA SCHOOL SAFE ROUTES - SCH</b>	<b>9,552</b>	<b>0</b>	<b>0</b>	<b>9,552</b>	<b>0</b>	<b>0.0 %</b>
367235	NORTH SHORE GREENWAY	4,177			4,177		0.0 %

County of Maui  
Statement of Appropriations and Expenditures  
Capital Improvement Program by District  
Fiscal Year Ending 6/30/2019 - as of 9/30/2018

02	Paia-Haiku	Prior Year Encumbrance / Carryover	Amended Budget / Lapses	Year to Date Expended	Current Encumbrance 09/30/2018	Balance Available	% of Budget Available
Index	* Activity ** Program *** District						
96035	* NORTH SHORE GREENWAY	4,177	0	0	4,177	0	0.0 %
378393	KAUPAKALUA PVMNT RECONST	183,820		33,010	150,810		0.0 %
97093	* KAUPAKALUA RD PAVEMNT RECONS	183,820	0	33,010	150,810	0	0.0 %
378394	PAUWELA RD SIDEWK REPAIRS	311,775		197,967	113,808		0.0 %
97094	* PAUWELA RD SIDEWALK REPAIRS	311,775	0	197,967	113,808	0	0.0 %
389259	KAUPAKALUA RD PVMNT RECONST	20,465	530	6,867	20,149	(6,021)	(28.7)%
389275	KAUPAKALUA RD PVMNT RECONST		7,772			7,772	100.0 %
98059	* KAUPAKALUA RD PAVEMNT RECONSTR	20,465	8,302	6,867	20,149	1,751	6.1 %
389260	NORTH SHORE GREENWAY PRJ	68,760		4,580	68,760	(4,580)	(6.7)%
389276	NORTH SHORE GREENWAY PRJ		4,676			4,676	100.0 %
98060	* NORTH SHORE GREENWAY PROJECT	68,760	4,676	4,580	68,760	96	0.1 %
390092	HAIKU RD GUARDRAIL/SHLDR IMPR		300,000			300,000	100.0 %
99206	* HAIKU RD GUARDRAIL/SHOULDR IMPR	0	300,000	0	0	300,000	100.0 %
390093	HOLOMUA RD IMP (OLD MHS-BALD)		450,000			450,000	100.0 %
99207	* HOLOMUA RD IMP (OLD MAUI HIGH)	0	450,000	0	0	450,000	100.0 %
907	** Roads	598,549	762,978	242,424	367,256	751,847	55.2 %
389710	KUAU #3 FM REPLACEMENT	42,523		4,023	38,500		0.0 %
98010	* KUAU NO.3 FORCE MAIN REPLCMNT	42,523	0	4,023	38,500	0	0.0 %
389711	KUAU #4 FM REPLACEMENT	38,513		20,450	18,063		0.0 %
98011	* KUAU NO.4 FORCE MAIN REPLCMNT	38,513	0	20,450	18,063	0	0.0 %
390017	KUAU NO.1 FM REPLACEMENT		50,000			50,000	100.0 %
99122	* KUAU NO.1 FM REPLACEMENT	0	50,000	0	0	50,000	100.0 %

County of Maui  
Statement of Appropriations and Expenditures  
Capital Improvement Program by District  
Fiscal Year Ending 6/30/2019 - as of 9/30/2018

02	Paia-Haiku	Prior Year Encumbrance / Carryover	Amended Budget / Lapses	Year to Date Expended	Current Encumbrance 09/30/2018	Balance Available	% of Budget Available
Index	* Activity ** Program *** District						
390018	KUAU NO.2 FM REPLACEMENT		50,000			50,000	100.0 %
99123	* KUAU NO.2 FM REPLACEMENT	0	50,000	0	0	50,000	100.0 %
909	** Wastewater Facilities	81,036	100,000	24,473	56,563	100,000	55.2 %
District ***	Paia-Haiku	<u>1,198,682</u>	<u>4,866,501</u>	<u>274,818</u>	<u>753,518</u>	<u>5,036,847</u>	<u>83.0 %</u>

County of Maui  
Statement of Appropriations and Expenditures  
Capital Improvement Program by District  
Fiscal Year Ending 6/30/2019 - as of 9/30/2018

03	Makawao-Pukalani-Kula	Prior Year Encumbrance / Carryover	Amended Budget / Lapses	Year to Date Expended	Current Encumbrance 09/30/2018	Balance Available	% of Budget Available
Index	* Activity ** Program *** District						
378287	DITCH IMPRV WAIPOLI RD	800,000	(232,491)		800,000	(232,491)	(41)%
379239	DITCH IMPRV WAIPOLI RD		232,491			232,491	100.0 %
<b>97087</b>	<b>* DITCH IMPR AT WAIPOLI RD</b>	<b>800,000</b>	<b>0</b>	<b>0</b>	<b>800,000</b>	<b>0</b>	<b>0.0 %</b>
389257	DITCH IMPRV AT WAIPOLI RD	798,089			798,089		0.0 %
<b>98057</b>	<b>* DITCH IMPRV - WAIPOLI RD</b>	<b>798,089</b>	<b>0</b>	<b>0</b>	<b>798,089</b>	<b>0</b>	<b>0.0 %</b>
389258	HIOLANI ST DRAINAGE IMPRV	900,000			900,000		0.0 %
<b>98058</b>	<b>* HIOLANI ST DRAINAGE IMPRVMNT</b>	<b>900,000</b>	<b>0</b>	<b>0</b>	<b>900,000</b>	<b>0</b>	<b>0.0 %</b>
<b>901</b>	<b>** Drainage</b>	<b>2,498,089</b>	<b>0</b>	<b>0</b>	<b>2,498,089</b>	<b>0</b>	<b>0.0 %</b>
356405	MAKAWAO-HAIKU-PAIA PARKS	765	(765)				-
<b>95005</b>	<b>* MAKAWAO-HAIKU-PAIA PRKS SYSTEM</b>	<b>765</b>	<b>(765)</b>	<b>0</b>	<b>0</b>	<b>0</b>	<b>--</b>
356406	PUK-KULA-ULUPALAKUA PARKS	64,086		21,688	42,398		0.0 %
<b>95006</b>	<b>* PUKA-KULA-ULUPALAKUA PARKS</b>	<b>64,086</b>	<b>0</b>	<b>21,688</b>	<b>42,398</b>	<b>0</b>	<b>0.0 %</b>
356407	UPCOUNTRY SKATE PARK	11,698		11,698			0.0 %
<b>95007</b>	<b>* UPCOUNTRY SKATE PARK</b>	<b>11,698</b>	<b>0</b>	<b>11,698</b>	<b>0</b>	<b>0</b>	<b>0.0 %</b>
367103	MAK-PUK-KULA ULU PARKS	93,351		11,801	81,551		0.0 %
<b>96003</b>	<b>* MAKAWAO-PUK-K-U PARKS SYSTEM</b>	<b>93,351</b>	<b>0</b>	<b>11,801</b>	<b>81,551</b>	<b>0</b>	<b>0.0 %</b>
378347	MAK-PUK-KULA ULU PARKS	221,355		157,812	63,543		0.0 %
<b>97047</b>	<b>* MAK-PUK-KUL-ULU PARK SYSTEM</b>	<b>221,355</b>	<b>0</b>	<b>157,812</b>	<b>63,543</b>	<b>0</b>	<b>0.0 %</b>
378350	UPCOUNTRY SKATE PARK	2,491		2,491			0.0 %
<b>97048</b>	<b>* UPCOUNTRY SKATE PARK</b>	<b>2,491</b>	<b>0</b>	<b>2,491</b>	<b>0</b>	<b>0</b>	<b>0.0 %</b>
378249	WAIAKOA GYM IMPRVMNTS	33,081			33,081		0.0 %
<b>97049</b>	<b>* WAIAKOA GYM IMPROVEMENTS</b>	<b>33,081</b>	<b>0</b>	<b>0</b>	<b>33,081</b>	<b>0</b>	<b>0.0 %</b>

**County of Maui**  
**Statement of Appropriations and Expenditures**  
**Capital Improvement Program by District**  
**Fiscal Year Ending 6/30/2019 - as of 9/30/2018**

03	Makawao-Pukalani-Kula	Prior Year Encumbrance / Carryover	Amended Budget / Lapses	Year to Date Expended	Current Encumbrance 09/30/2018	Balance Available	% of Budget Available
Index	* Activity ** Program *** District						
389235	MAK-PU-KULA-ULU PARKS SYSTEM	59,473		39,401	270,599	(250,527)	(421.2)%
389270	MAK-PU-KULA-ULU PARKS SYSTEM		250,527			250,527	100.0 %
389735	MAK-PU-KULA-ULU PARKS SYSTEM	1,250,000			1,250,000		0.0 %
<b>98035</b>	<b>* MAK-PUK-KU-ULUP PARKS SYSTEM</b>	<b>1,309,473</b>	<b>250,527</b>	<b>39,401</b>	<b>1,520,599</b>	<b>0</b>	<b>0.0 %</b>
389236	UPCOUNTRY SKATE PARK	200,000		200,000			0.0 %
<b>98036</b>	<b>* UPCOUNTRY SKATE PARK</b>	<b>200,000</b>	<b>0</b>	<b>200,000</b>	<b>0</b>	<b>0</b>	<b>0.0 %</b>
390250	WAIAKOA GYM IMPRVMENTS		152,220			152,220	100.0 %
<b>99165</b>	<b>* WAIAKOA GYM IMPROVEMENTS</b>	<b>0</b>	<b>152,220</b>	<b>0</b>	<b>0</b>	<b>152,220</b>	<b>100.0 %</b>
390051	MAK-PU-KULA-ULU PARKS SYSTEM		415,000		348,228	66,772	16.1 %
<b>99166</b>	<b>* MAK-PUK-KU-ULUP PARKS SYSTEM</b>	<b>0</b>	<b>415,000</b>	<b>0</b>	<b>348,228</b>	<b>66,772</b>	<b>16.1 %</b>
390052	HANNIBAL TAVARES COMM CTR IMP		1,000,000		9,950	990,050	99.0 %
<b>99167</b>	<b>* HANNIBAL TAVARES COMM CTR IMPR</b>	<b>0</b>	<b>1,000,000</b>	<b>0</b>	<b>9,950</b>	<b>990,050</b>	<b>99.0 %</b>
390053	KULA PARK PLAYGROUND		95,000			95,000	100.0 %
<b>99168</b>	<b>* KULA PARK PLAYGROUND</b>	<b>0</b>	<b>95,000</b>	<b>0</b>	<b>0</b>	<b>95,000</b>	<b>100.0 %</b>
390054	UPCOUNTRY SKATE PARK		25,000			25,000	100.0 %
<b>99169</b>	<b>* UPCOUNTRY SKATE PARK</b>	<b>0</b>	<b>25,000</b>	<b>0</b>	<b>0</b>	<b>25,000</b>	<b>100.0 %</b>
390055	PICKLEBALL COURTS EDDIE TAM PK		40,000			40,000	100.0 %
<b>99170</b>	<b>* PICKLEBALL COURTS AT ET MEM PA</b>	<b>0</b>	<b>40,000</b>	<b>0</b>	<b>0</b>	<b>40,000</b>	<b>100.0 %</b>
<b>904</b>	<b>** Parks and Recreation</b>	<b>1,936,300</b>	<b>1,976,982</b>	<b>444,891</b>	<b>2,099,350</b>	<b>1,369,042</b>	<b>35.0 %</b>
541160	KAMAOLE TANK REPLACE-DESIGN	1,781			1,781		0.0 %
541170	PHASE 10 PUMP UPGRADES-DESIGN	51,323			51,323		0.0 %
<b>91058</b>	<b>* Mak/Puk/Kula distrbtn sys impr</b>	<b>53,104</b>	<b>0</b>	<b>0</b>	<b>53,104</b>	<b>0</b>	<b>0.0 %</b>
524750	MAK-PUK-KULA DIST SYST IMPRV	24,763		1,590	23,174		0.0 %



County of Maui  
Statement of Appropriations and Expenditures  
Capital Improvement Program by District  
Fiscal Year Ending 6/30/2019 - as of 9/30/2018

03	Makawao-Pukalani-Kula	Prior Year Encumbrance / Carryover	Amended Budget / Lapses	Year to Date Expended	Current Encumbrance 09/30/2018	Balance Available	% of Budget Available
Index	* Activity ** Program *** District						
94090	* MAKA-PUKA-KULA DIST SYSTEM IMP	24,763	0	1,590	23,174	0	0.0 %
526020	SOURCE, TRANSMISSION&STORAGE	31,151			31,151		0.0 %
96076	* SOURCE, TRANSMISSION&STORAGE	31,151	0	0	31,151	0	0.0 %
537010	POOKELA WELL#2 EXPLORATORY	1,440,275		132,500	1,307,775		0.0 %
97112	* POOKELA WELL #2 EXPLORATORY	1,440,275	0	132,500	1,307,775	0	0.0 %
547020	UPCOUNTRY RELIABLE CAPACITY	284,167			284,167		0.0 %
97113	* UPCOUNTRY RELIABLE CAPACITY	284,167	0	0	284,167	0	0.0 %
529020	UPCOUNTRY RELIABLE CAPACITY	3,150,000				3,150,000	100.0 %
548240	UPCOUNTRY RELIABLE CAPACITY	150,000				150,000	100.0 %
98083	* UPCOUNTRY RELIABLE CAP - DWS	3,300,000	0	0	0	3,300,000	100.0 %
529030	UPCOUNTRY RELIABLE CAPACITY	860,965				860,965	100.0 %
98084	* UPCOUNTRY FIRE PROTECTION IMPV	860,965	0	0	0	860,965	100.0 %
549030	KAMOLE WATER TREATMENT PLANT		1,500,000			1,500,000	100.0 %
99223	* KAMOLE WATER TREATMENT PLANT	0	1,500,000	0	0	1,500,000	100.0 %
529520	PH10 BOOSTER PUMP IMPROVMENTTS		4,200,000			4,200,000	100.0 %
549040	PH10 BOOSTER PUMP IMPROVEMENTS		2,800,000			2,800,000	100.0 %
99224	* PHASE 10 BOOSTER PUMP IMPR	0	7,000,000	0	0	7,000,000	100.0 %
539070	POOKELA WELL B		4,000,000			4,000,000	100.0 %
99225	* POOKELA WELL B	0	4,000,000	0	0	4,000,000	100.0 %
905	** WATER SUPPLY	5,994,425	12,500,000	134,090	1,699,371	16,660,965	90.1 %
331140	OLD HALEAKALA HWY SIDEWALK	998,000				998,000	100.0 %
93099	* State/Fed/Private FY2003/2013	998,000	0	0	0	998,000	100.0 %

County of Maui  
Statement of Appropriations and Expenditures  
Capital Improvement Program by District  
Fiscal Year Ending 6/30/2019 - as of 9/30/2018

03	Makawao-Pukalani-Kula	Prior Year Encumbrance / Carryover	Amended Budget / Lapses	Year to Date Expended	Current Encumbrance 09/30/2018	Balance Available	% of Budget Available
	Index * Activity ** Program *** District						
345274	HALEAKALA HWY INTERSECT IMPR	22,961			22,961		0.0 %
<b>94040</b>	<b>* HALEAKALA HWY INTERSEC/MAKAWAO</b>	<b>22,961</b>	<b>0</b>	<b>0</b>	<b>22,961</b>	<b>0</b>	<b>0.0 %</b>
345403	BALDWIN AVE RESURFACING	21,851			21,851	1	0.0 %
345410	HALEAKALA HWY INTERSEC IMPR	1,250,000			525,209	724,791	58.0 %
<b>94099</b>	<b>* State/Fed/Private FY94/04/2014</b>	<b>1,271,851</b>	<b>0</b>	<b>0</b>	<b>547,060</b>	<b>724,792</b>	<b>57.0 %</b>
356223	KOKOMO RD PAVEMENT RECON	45,550			45,550		0.0 %
<b>95038</b>	<b>* KOKOMO RD PAVEMENT RECONSTRCTN</b>	<b>45,550</b>	<b>0</b>	<b>0</b>	<b>45,550</b>	<b>0</b>	<b>0.0 %</b>
356740	KOKOMO RD PAVEMENT RECON	2,139,730				2,139,730	100.0 %
356780	OLD HALEAKALA HWY PVMNT REHAB	949,328				949,328	100.0 %
<b>95099</b>	<b>* State/Fed/PVT FY95-05-15</b>	<b>3,089,058</b>	<b>0</b>	<b>0</b>	<b>0</b>	<b>3,089,058</b>	<b>100.0 %</b>
367010	MAK/MAKANI ROAD IMPROVEMENTS	312,404			312,404		0.0 %
<b>96000</b>	<b>* FY2006/1996 CIP Projects</b>	<b>312,404</b>	<b>0</b>	<b>0</b>	<b>312,404</b>	<b>0</b>	<b>0.0 %</b>
367118	HALEAKALA HWY INTER IMP	500,000			500,000		0.0 %
<b>96018</b>	<b>* HALEAKALA HWY @ MAKAWAO AVE</b>	<b>500,000</b>	<b>0</b>	<b>0</b>	<b>500,000</b>	<b>0</b>	<b>0.0 %</b>
367238	BALDWIN AVE RESURF PH2	167,283		3,675	163,608		0.0 %
<b>96038</b>	<b>* BALDWIN AVE RESURF PH2</b>	<b>167,283</b>	<b>0</b>	<b>3,675</b>	<b>163,608</b>	<b>0</b>	<b>0.0 %</b>
378389	KOKOMO/MAK AVE PAVEMNT RECONST	1,225,553		45,078	1,180,475		0.0 %
<b>97089</b>	<b>* KOKOMO/MAK AVE PAVEMNT RECON</b>	<b>1,225,553</b>	<b>0</b>	<b>45,078</b>	<b>1,180,475</b>	<b>0</b>	<b>0.0 %</b>
376740	KOKOMO RD/MAK AVE PVMNT PH2	6,422,629			2,999,767	3,422,862	53.3 %
<b>97099</b>	<b>* State/Fed/PVT FY96 FY06 FY16</b>	<b>6,422,629</b>	<b>0</b>	<b>0</b>	<b>2,999,767</b>	<b>3,422,862</b>	<b>53.3 %</b>
390088	PUKALANI TERRACE SDV PAVE RECO		1,000,000			1,000,000	100.0 %
<b>99202</b>	<b>* PUK TERRACE SUB PAVE RECONST</b>	<b>0</b>	<b>1,000,000</b>	<b>0</b>	<b>0</b>	<b>1,000,000</b>	<b>100.0 %</b>
390089	OLD HAL HWY DW (MAK AVE-PUK ST		1,000,000			1,000,000	100.0 %

County of Maui  
Statement of Appropriations and Expenditures  
Capital Improvement Program by District  
Fiscal Year Ending 6/30/2019 - as of 9/30/2018

03	Makawao-Pukalani-Kula	Prior Year	Amended	Year	Current	Balance	% of
Index	Activity ** Program *** District	Encumbrance	Budget /	to Date	Encumbrance	Available	Budget
* Activity ** Program *** District		/ Carryover	Lapses	Expended	09/30/2018		Available
99203	* OLD HAL HWY SDW MAK AVE TO PUK	0	1,000,000	0	0	1,000,000	100.0 %
907	** Roads	14,055,289	2,000,000	48,753	5,771,825	10,234,712	63.7 %
389707	MAKANI LF SITE RESTORATION	466,606				466,606	100.0 %
98007	* MAKANI LDFILL SITE RESTORATION	466,606	0	0	0	466,606	100.0 %
908	** Solid Waste Facilities	466,606	0	0	0	466,606	100.0 %
District ***	Makawao-Pukalani-Kula	<u>24,950,709</u>	<u>16,476,982</u>	<u>627,734</u>	<u>12,068,635</u>	<u>28,731,325</u>	<u>69.4 %</u>

County of Maui  
Statement of Appropriations and Expenditures  
Capital Improvement Program by District  
Fiscal Year Ending 6/30/2019 - as of 9/30/2018

04	Wailuku-Kahului	Prior Year Encumbrance / Carryover	Amended Budget / Lapses	Year to Date Expended	Current Encumbrance 09/30/2018	Balance Available	% of Budget Available
Index	* Activity ** Program *** District						
371200	IAO STREAM IMPROVEMENTS	25,800			25,800		0.0 %
<b>97000</b>	<b>* FY1997/2007 CIP projects</b>	<b>25,800</b>	<b>0</b>	<b>0</b>	<b>25,800</b>	<b>0</b>	<b>0.0 %</b>
378295	PAPA AVE DRAINAGE IMPRV	399,950			399,950		0.0 %
<b>97095</b>	<b>* PAPA AVE DRAINAGE IMPROVEMENTS</b>	<b>399,950</b>	<b>0</b>	<b>0</b>	<b>399,950</b>	<b>0</b>	<b>0.0 %</b>
378396	C MAUI DRAINLINE REPAIRS	529,165		128,283	400,882		0.0 %
<b>97096</b>	<b>* CENTRAL MAUI DRAINLINE REPAIRS</b>	<b>529,165</b>	<b>0</b>	<b>128,283</b>	<b>400,882</b>	<b>0</b>	<b>0.0 %</b>
378397	TEST/INSPECT EXIST INJ WELLS	80,666			80,666		0.0 %
<b>97097</b>	<b>* TESTING/INSPECTN-EXIST W/K INJ</b>	<b>80,666</b>	<b>0</b>	<b>0</b>	<b>80,666</b>	<b>0</b>	<b>0.0 %</b>
378398	WAKEA/NIIHAU ST DRAINAGE IMPRV	445,000			445,000		0.0 %
<b>97098</b>	<b>* WAKEA/NIIHAU ST DRAINAGE IMPR</b>	<b>445,000</b>	<b>0</b>	<b>0</b>	<b>445,000</b>	<b>0</b>	<b>0.0 %</b>
389261	CENTRAL MAUI DRAINAGE REPAIRS	241,974		83,353	248,057	(89,435)	(37)%
389277	CENTRAL MAUI DRAINAGE REPAIRS		166,612			166,612	100.0 %
<b>98061</b>	<b>* CENTRAL MAUI DRAINLINE REPAIRS</b>	<b>241,974</b>	<b>166,612</b>	<b>83,353</b>	<b>248,057</b>	<b>77,177</b>	<b>18.9 %</b>
389262	KAHULUI DRAINLINE REPAIRS			503		(503)	-
389263	WAIEHU DRAINLINE REPAIRS	939,651		73,823	865,828		0.0 %
389278	KAHULUI DRAINLINE REPAIRS		737			737	100.0 %
<b>98062</b>	<b>* KAHULUI DRAINLINE REPAIRS</b>	<b>939,651</b>	<b>737</b>	<b>74,326</b>	<b>865,828</b>	<b>234</b>	<b>0.0 %</b>
390170	IAO STREAM FLOOD CTRL		600,000			600,000	100.0 %
<b>99001</b>	<b>* IAO STREAM FLOOD CONTROL</b>	<b>0</b>	<b>600,000</b>	<b>0</b>	<b>0</b>	<b>600,000</b>	<b>100.0 %</b>
<b>901</b>	<b>** Drainage</b>	<b>2,662,206</b>	<b>767,349</b>	<b>285,962</b>	<b>2,466,183</b>	<b>677,411</b>	<b>19.8 %</b>
390034	DATA CENTER AC REPLACEMENT		250,000			250,000	100.0 %
<b>99139</b>	<b>* DATA CENTER A/C REPLACMENT</b>	<b>0</b>	<b>250,000</b>	<b>0</b>	<b>0</b>	<b>250,000</b>	<b>100.0 %</b>

County of Maui  
Statement of Appropriations and Expenditures  
Capital Improvement Program by District  
Fiscal Year Ending 6/30/2019 - as of 9/30/2018

04	Wailuku-Kahului	Prior Year Encumbrance / Carryover	Amended Budget / Lapses	Year to Date Expended	Current Encumbrance 09/30/2018	Balance Available	% of Budget Available
	Index * Activity ** Program *** District						
902	** Other Projects	0	250,000	0	0	250,000	100.0 %
345308	AIR CONDITION CHILLER REPLCT	8,624			8,624		0.0 %
94008	* AIR CONDITIONING CHILLER REPLC	8,624	0	0	8,624	0	0.0 %
367104	WAILUKU REDEV'T MUNI PRKG LOT	4,120			4,120		0.0 %
96004	* WAI REDEV MUNI PRK'G LOT EXP	4,120	0	0	4,120	0	0.0 %
367240	KALANA O MAUI ELECTRICAL	48,102			48,102		0.0 %
96040	* KALANA O MAUI ELECTRICAL UPGRD	48,102	0	0	48,102	0	0.0 %
378366	WAI REDEVT MUNI PRKG LOT EXP	2,723,918			2,723,918		0.0 %
97066	* WAI REDEV'T MUNI PARK'G LOT EX	2,723,918	0	0	2,723,918	0	0.0 %
378399	KALANA O MAUI LEAK REPAIRS	193,325			193,325		0.0 %
97092	* KALANA O MAUI BLDG LEAK REPRS	193,325	0	0	193,325	0	0.0 %
378405	2154 KAOHU ST BLDG IMPRVMNTS	844		844			0.0 %
97117	* 2154 Kaohu St Bldg Imprvmnts	844	0	844	0	0	0.0 %
378269	COUNTY SERVICE CENTER	125,919			125,919		0.0 %
97119	* COUNTY SERVICE CENTER	125,919	0	0	125,919	0	0.0 %
389226	NEW COUNTY SERVICE CENTER		20,000,000	4,000	622,882	19,373,118	96.9 %
389269	NEW COUNTY SERVICE CENTER		2,171,616			2,171,616	100.0 %
98026	* NEW COUNTY SERVICE CENTER	0	22,171,616	4,000	622,882	21,544,734	97.2 %
389744	WAILUKU REDEVT MUNI PRKG LOT	3,642,336		1,494,527	13,552	2,134,257	58.6 %
98044	* WAI REDV'T MUNI PARK'G LOT EXP	3,642,336	0	1,494,527	13,552	2,134,257	58.6 %
390035	WAILUKU CIVIC COMPLEX		2,000,000			2,000,000	100.0 %
390935	WAILUKU CIVIC COMPLEX		2,195,000			2,195,000	100.0 %

County of Maui  
Statement of Appropriations and Expenditures  
Capital Improvement Program by District  
Fiscal Year Ending 6/30/2019 - as of 9/30/2018

04	Wailuku-Kahului	Prior Year Encumbrance / Carryover	Amended Budget / Lapses	Year to Date Expended	Current Encumbrance 09/30/2018	Balance Available	% of Budget Available
	Index * Activity ** Program *** District						
99140	* WAILUKU CIVIC COMPLEX	0	4,195,000	0	0	4,195,000	100.0 %
390206	CENTRAL MAUI TRANSIT HUB		647,600		647,600		0.0 %
99220	* CENTRAL MAUI TRANSIT HUB	0	647,600	0	647,600	0	0.0 %
903	** Government Facilities	6,747,188	27,014,216	1,499,371	4,388,042	27,873,991	82.6 %
345311	WM COMPLEX PAVING IMPROVEMENTS	23,345			23,345		0.0 %
94011	* WM COMPLEX PAVING IMPROVEMENTS	23,345	0	0	23,345	0	0.0 %
356411	KANAHA BEACH PRK MSTR PLAN	208	(1)	207			0.0 %
95011	* KANAHA BEACH PARK MASTER PLAN	208	(1)	207	0	0	0.0 %
367105	CENTRAL MAUI PARKS SYSTEM	68,224		7,905	60,319		0.0 %
96005	* CENTRL MAUI PARKS SYSTEM	68,224	0	7,905	60,319	0	0.0 %
367106	KEPANIWAI HERITAGE GARDENS	66,260		8,130	58,130		0.0 %
96006	* KEPANIWAI HERITAGE GARDENS	66,260	0	8,130	58,130	0	0.0 %
378256	CENTRAL MAUI PARKS SYSTEM	343,774		42,625	301,149		0.0 %
378355	CENTRAL MAUI PARKS SYSTEM	244,703		148,642	96,061		0.0 %
97055	* CENTRAL MAUI PARKS SYSTEM	588,477	0	191,267	397,210	0	0.0 %
378257	WAIIEHU GC STARTER BOOTH/RESTO	401,790		79,470	322,320		0.0 %
97057	* WAIIEHU GC STARTER BOOTH/RESTAU	401,790	0	79,470	322,320	0	0.0 %
378258	WAIIEHU GC WWTR IMPR	33,100			33,100		0.0 %
97058	* WAIIEHU GC WW IMPROVEMENTS	33,100	0	0	33,100	0	0.0 %
378260	WAIKAPU CC EXPANSION	17,869			17,869		0.0 %
97060	* WAIKAPU COMTY CTR EXPANSION	17,869	0	0	17,869	0	0.0 %
378262	WM COMPLEX PAVING IMPRV	54,932			54,932		0.0 %

County of Maui  
Statement of Appropriations and Expenditures  
Capital Improvement Program by District  
Fiscal Year Ending 6/30/2019 - as of 9/30/2018

04	Wailuku-Kahului	Prior Year Encumbrance / Carryover	Amended Budget / Lapses	Year to Date Expended	Current Encumbrance 09/30/2018	Balance Available	% of Budget Available
Index	* Activity ** Program *** District						
97062	* WM COMPLEX PAVING IMPRVMENTS	54,932	0	0	54,932	0	0.0 %
389739	WAR MEMORIAL GYM BLDG IMPRV	278,850			161,407	117,443	42.1 %
98039	* WM GYM BLDG IMPROVEMENTS	278,850	0	0	161,407	117,443	42.1 %
389740	CENTRAL MAUI PARKS SYSTEM	990,457		38,250	317,638	634,570	64.1 %
98040	* CENTRAL MAUI PARKS SYSTEM	990,457	0	38,250	317,638	634,570	64.1 %
389741	WAIKAPU CC BASKETBALL CRT IMPV	99,739			63,682	36,057	36.2 %
98041	* WAIKAPU COM'TY CTR BB COURT	99,739	0	0	63,682	36,057	36.2 %
389742	NEW KAHULUI COM'TY CTR	250,000			169,300	80,700	32.3 %
98042	* NEW KAHULUI COMMUNITY CENTER	250,000	0	0	169,300	80,700	32.3 %
389268	WAIKAPU COM'TY CTR EXPANSION	1,488,030			1,488,030		0.0 %
98068	* WAIKAPU COM'TY CTR EXPANSION	1,488,030	0	0	1,488,030	0	0.0 %
390863	WAILUKU HEIGHTS EXT COM'TY ASS		5,000			5,000	100.0 %
99099	* State/Fed/Private 99/09/19	0	5,000	0	0	5,000	100.0 %
390061	KEPANIWAI HERITAG GARDENS IMPR		330,000			330,000	100.0 %
390862	WAILUKU HEIGHTS PARK		150,000			150,000	100.0 %
99176	* KEPANIWAI HERITAGE GARDEN IMP	0	480,000	0	0	480,000	100.0 %
390063	WELLS PARK MASTER PLAN IMPL		150,000			150,000	100.0 %
99177	* WELLS PARK MASTER PLAN IMP	0	150,000	0	0	150,000	100.0 %
390064	KOKUA POOL IMPROVEMENTS		450,000			450,000	100.0 %
99178	* KOKUA POOL IMPROVEMENTS	0	450,000	0	0	450,000	100.0 %
390065	ICHIRO MAEHARA BB STDM IMPRV		500,000			500,000	100.0 %
99179	* ICHIRO MAEHARA BSBL STAD IMP	0	500,000	0	0	500,000	100.0 %

County of Maui  
Statement of Appropriations and Expenditures  
Capital Improvement Program by District  
Fiscal Year Ending 6/30/2019 - as of 9/30/2018

04	Wailuku-Kahului	Prior Year Encumbrance / Carryover	Amended Budget / Lapses	Year to Date Expended	Current Encumbrance 09/30/2018	Balance Available	% of Budget Available
	Index * Activity ** Program *** District						
390062	CENTRAL MAUI PARKS SYSTEM		240,000			240,000	100.0 %
<b>99230</b>	<b>* CENTRAL MAUI PARKS SYSTEMS</b>	<b>0</b>	<b>240,000</b>	<b>0</b>	<b>0</b>	<b>240,000</b>	<b>100.0 %</b>
<b>904</b>	<b>** Parks and Recreation</b>	<b>4,361,281</b>	<b>1,824,999</b>	<b>325,229</b>	<b>3,167,282</b>	<b>2,693,770</b>	<b>43.5 %</b>
501030	KAHULUI TANK II - CONSTRUCTION	1,750,000			1,750,000		0.0 %
<b>91024</b>	<b>* Wai-kah distr system imprvmnts</b>	<b>1,750,000</b>	<b>0</b>	<b>0</b>	<b>1,750,000</b>	<b>0</b>	<b>0.0 %</b>
536100	IAO WATER TREATMENT FAC REPLCM	2,545,905		1,006,042	1,539,862		0.0 %
<b>96072</b>	<b>* IAO WTR TREATMENT FAC REPLCMNT</b>	<b>2,545,905</b>	<b>0</b>	<b>1,006,042</b>	<b>1,539,862</b>	<b>0</b>	<b>0.0 %</b>
547030	CENTRAL MAUI RELIABLE CAPACITY	308,061			308,061		0.0 %
<b>97114</b>	<b>* C MAUI RELIABLE CAPACITY</b>	<b>308,061</b>	<b>0</b>	<b>0</b>	<b>308,061</b>	<b>0</b>	<b>0.0 %</b>
548250	KAHULUI TANK II	2,450,000				2,450,000	100.0 %
<b>98086</b>	<b>* KAHULUI TANK II</b>	<b>2,450,000</b>	<b>0</b>	<b>0</b>	<b>0</b>	<b>2,450,000</b>	<b>100.0 %</b>
529050	CENTRAL MAUI RELIABLE CAPACITY	500,000			157,050	342,950	68.6 %
<b>98087</b>	<b>* CENTRAL MAUI RELIABLE CAPACITY</b>	<b>500,000</b>	<b>0</b>	<b>0</b>	<b>157,050</b>	<b>342,950</b>	<b>68.6 %</b>
529070	WAILUKU WATER CO ACQUISITION	150,000			80,000	70,000	46.7 %
<b>98089</b>	<b>* WAILUKU WATER CO ACQUISITION</b>	<b>150,000</b>	<b>0</b>	<b>0</b>	<b>80,000</b>	<b>70,000</b>	<b>46.7 %</b>
529530	WAIEHU HEIGHTS WELL 1		2,500,000			2,500,000	100.0 %
<b>99227</b>	<b>* WAIEHU HEIGHTS WELL 1</b>	<b>0</b>	<b>2,500,000</b>	<b>0</b>	<b>0</b>	<b>2,500,000</b>	<b>100.0 %</b>
<b>905</b>	<b>** WATER SUPPLY</b>	<b>7,703,966</b>	<b>2,500,000</b>	<b>1,006,042</b>	<b>3,834,973</b>	<b>5,362,950</b>	<b>52.6 %</b>
331122	KAM AVE/HINA PVTMNT REHAB	144,423			144,423		0.0 %
<b>93022</b>	<b>* KAMEHAMEHA/HINA PAVEMENT</b>	<b>144,423</b>	<b>0</b>	<b>0</b>	<b>144,423</b>	<b>0</b>	<b>0.0 %</b>
331124	WAKEA PVMNT KAAHUMANU/PUUNENE	61,735			61,735		0.0 %
<b>93024</b>	<b>* WAKEA/KAAHUMANU/PUUNENE PVMNT</b>	<b>61,735</b>	<b>0</b>	<b>0</b>	<b>61,735</b>	<b>0</b>	<b>0.0 %</b>



County of Maui  
Statement of Appropriations and Expenditures  
Capital Improvement Program by District  
Fiscal Year Ending 6/30/2019 - as of 9/30/2018

04	Wailuku-Kahului	Prior Year Encumbrance / Carryover	Amended Budget / Lapses	Year to Date Expended	Current Encumbrance 09/30/2018	Balance Available	% of Budget Available
Index	* Activity ** Program *** District						
337504	KAMEHAMEHA AVE PAVEMENT REHAB	1,522,324			577,690	944,634	62.1 %
337515	WAKEA AVE PAVEMENT REHAB	1,060,906			246,775	814,132	76.7 %
<b>93099</b>	<b>* State/Fed/Private FY2003/2013</b>	<b>2,583,230</b>	<b>0</b>	<b>0</b>	<b>824,465</b>	<b>1,758,766</b>	<b>68.1 %</b>
345248	WAIALE RD SHOULDER IMPROVEMENT	62,360			62,360		0.0 %
<b>94048</b>	<b>* WAIALE RD SHOULDER IMPROVEMENT</b>	<b>62,360</b>	<b>0</b>	<b>0</b>	<b>62,360</b>	<b>0</b>	<b>0.0 %</b>
345250	WAKEA AVE/WELLS PAVEMENT REHAB	45,199			45,199		0.0 %
<b>94050</b>	<b>* WAKEA/WELLS ST PAVEMENT REHAB</b>	<b>45,199</b>	<b>0</b>	<b>0</b>	<b>45,199</b>	<b>0</b>	<b>0.0 %</b>
345401	WAKEA AVE/WELLS ST PAVEMENT RE	348,103			275,574	72,529	20.8 %
345402	WAKEA AVE at HINA TRAFFIC	56,346				56,346	100.0 %
347520	PAPA AVE PAVEMENT REHABILITATI	34,603			34,603		0.0 %
<b>94099</b>	<b>* State/Fed/Private FY94/04/2014</b>	<b>439,052</b>	<b>0</b>	<b>0</b>	<b>310,177</b>	<b>128,875</b>	<b>29.4 %</b>
356244	KAHAKULOA STREAM BRIDGE	197,762			197,762		0.0 %
<b>95044</b>	<b>* KAHAKULOA STREAM BRIDGE</b>	<b>197,762</b>	<b>0</b>	<b>0</b>	<b>197,762</b>	<b>0</b>	<b>0.0 %</b>
356245	WAIALE ROAD EXTENSION	336,268	(10,320)		336,268	(10,320)	(3.2)%
<b>95045</b>	<b>* WAIALE ROAD EXTENSION</b>	<b>336,268</b>	<b>(10,320)</b>	<b>0</b>	<b>336,268</b>	<b>(10,320)</b>	<b>(3.2)%</b>
356700	HANSEN RD PAVEMENT RECONS	92,823				92,823	100.0 %
<b>95099</b>	<b>* State/Fed/PVT FY95-05-15</b>	<b>92,823</b>	<b>0</b>	<b>0</b>	<b>0</b>	<b>92,823</b>	<b>100.0 %</b>
367129	CENTRAL MAUI BIKE/PEDESTRIAN	13,528		11,385	2,143		0.0 %
<b>96029</b>	<b>* CENTRAL MAUI BIKE &amp; PEDESTRIAN</b>	<b>13,528</b>	<b>0</b>	<b>11,385</b>	<b>2,143</b>	<b>0</b>	<b>0.0 %</b>
378206	KAHAKULOA STREAM BRIDGE	649,402		649,402			0.0 %
<b>97100</b>	<b>* KAHAKULOA STREAM BRIDGE</b>	<b>649,402</b>	<b>0</b>	<b>649,402</b>	<b>0</b>	<b>0</b>	<b>0.0 %</b>
378207	ONEHEE/KEA PAVEMNT REHAB	153,667		31,879	121,788		0.0 %
<b>97101</b>	<b>* ONEHEE/KEA PAVEMNT REHAB</b>	<b>153,667</b>	<b>0</b>	<b>31,879</b>	<b>121,788</b>	<b>0</b>	<b>0.0 %</b>

County of Maui  
Statement of Appropriations and Expenditures  
Capital Improvement Program by District  
Fiscal Year Ending 6/30/2019 - as of 9/30/2018

04	Wailuku-Kahului	Prior Year Encumbrance / Carryover	Amended Budget / Lapses	Year to Date Expended	Current Encumbrance 09/30/2018	Balance Available	% of Budget Available
	Index * Activity ** Program *** District						
378402	C MAUI SIGNAL UPGRADE	236,020			236,020		0.0 %
97102	* CENTRAL MAUI SIGNAL UPGRADES	236,020	0	0	236,020	0	0.0 %
378403	KAMEHAMEHA AVE SW IMPRV	13,360	(13,360)				-
97103	* KAMEHAMEHA AVE SIDEWALK IMPR	13,360	(13,360)	0	0	0	- -
378404	WAKEA/KAMEHA INTERSEC IMPRV	141,466			141,466		0.0 %
97104	* WAKEA/KAMEHA AVE INTERSCTN IMP	141,466	0	0	141,466	0	0.0 %
389800	PAVEMENT REHAB S MAUI ROADS	5,448,986			3,753,199	1,695,787	31.1 %
98099	* FY98/08/18 ST/FED/PVT	5,448,986	0	0	3,753,199	1,695,787	31.1 %
390099	KAM AVE @ MAUI LANI PRK INTER		610,000			610,000	100.0 %
390299	KAM AVE @ MAUI LANI PKWY INTER		815	815			0.0 %
99213	* KAM AVE @ MAUI LANI INTER IMPR	0	610,815	815	0	610,000	99.9 %
390100	WAIALE RD IMP AT WAIINU ROAD		300,000			300,000	100.0 %
99214	* WAIALE RD IMP @ WAIINU ROAD	0	300,000	0	0	300,000	100.0 %
390101	PAPA AVE COMPLETE STREETS IMPR		150,000			150,000	100.0 %
99215	* PAPA AVE COMPLETE STRTS IMPR	0	150,000	0	0	150,000	100.0 %
390102	LONO AVENUE EXTENSION		300,000			300,000	100.0 %
99216	* LONO AVENUE EXTENSION	0	300,000	0	0	300,000	100.0 %
907	** Roads	10,619,281	1,337,135	693,481	6,237,005	5,025,931	42.0 %
378315	CML SYS CTRL/DATA ACQUISTN	39,366		17,224	22,142		0.0 %
97015	* CML SYS CONTROL & DATA ACQUI	39,366	0	17,224	22,142	0	0.0 %
378316	LEACHATE COLL/RECOV/EDS UPGRD	49,632		7,061	42,570		0.0 %
97016	* LEACHATE COLL/RECOVERY/ELEC DS	49,632	0	7,061	42,570	0	0.0 %

County of Maui  
Statement of Appropriations and Expenditures  
Capital Improvement Program by District  
Fiscal Year Ending 6/30/2019 - as of 9/30/2018

04	Wailuku-Kahului	Prior Year Encumbrance / Carryover	Amended Budget / Lapses	Year to Date Expended	Current Encumbrance 09/30/2018	Balance Available	% of Budget Available
Index	* Activity ** Program *** District						
389712	LEACHATE COLL/RECOV/ELEC DS UP	250,000				250,000	100.0 %
<b>98012</b>	<b>* LEACHATE COLL/REC/ELEC DSUpgrd</b>	<b>250,000</b>	<b>0</b>	<b>0</b>	<b>0</b>	<b>250,000</b>	<b>100.0 %</b>
389713	WAIKAPU LF SITE RESTORATN	82,415		20,045	62,357	13	0.0 %
<b>98013</b>	<b>* WAIKAPU LDFILL SITE RESTORATN</b>	<b>82,415</b>	<b>0</b>	<b>20,045</b>	<b>62,357</b>	<b>13</b>	<b>0.0 %</b>
389714	CML PHASE V-B EXTENSION	2,632,337		566,139	1,958,228	107,970	4.1 %
<b>98014</b>	<b>* CML PH V-B EXTENSION</b>	<b>2,632,337</b>	<b>0</b>	<b>566,139</b>	<b>1,958,228</b>	<b>107,970</b>	<b>4.1 %</b>
390220	CML MONIT WELL DES & CONST		494,710			494,710	100.0 %
<b>99125</b>	<b>* CML MONITORING WELL DES/CONSTR</b>	<b>0</b>	<b>494,710</b>	<b>0</b>	<b>0</b>	<b>494,710</b>	<b>100.0 %</b>
390023	LEACHATE COLL/RECOV/ELEC DS UP		500,000			500,000	100.0 %
<b>99128</b>	<b>* LEACHATE COLL/RECOVERY/ELEC DS</b>	<b>0</b>	<b>500,000</b>	<b>0</b>	<b>0</b>	<b>500,000</b>	<b>100.0 %</b>
390024	CML SYS CONTROL & DATA ACQ		300,000			300,000	100.0 %
<b>99129</b>	<b>* CML SYS CONTROL &amp; DATA ACQUI</b>	<b>0</b>	<b>300,000</b>	<b>0</b>	<b>0</b>	<b>300,000</b>	<b>100.0 %</b>
<b>908</b>	<b>** Solid Waste Facilities</b>	<b>3,053,750</b>	<b>1,294,710</b>	<b>610,469</b>	<b>2,085,297</b>	<b>1,652,693</b>	<b>38.0 %</b>
356463	EPA CONSENT DECREE SEWER REHAB	19,663		16,153	3,510		0.0 %
<b>95063</b>	<b>* EPA CONSENT DECREE SEWER REHAB</b>	<b>19,663</b>	<b>0</b>	<b>16,153</b>	<b>3,510</b>	<b>0</b>	<b>0.0 %</b>
378317	EPA SEWER REHABILITATION	101,414			101,414		0.0 %
<b>97017</b>	<b>* EPA SEWER REHABILITATION</b>	<b>101,414</b>	<b>0</b>	<b>0</b>	<b>101,414</b>	<b>0</b>	<b>0.0 %</b>
378318	WAI-KAH WWRF SOLID BLDG RENO	298,066			298,066		0.0 %
<b>97018</b>	<b>* WAI-KAH WWRF SOLIDS BLDG RENO</b>	<b>298,066</b>	<b>0</b>	<b>0</b>	<b>298,066</b>	<b>0</b>	<b>0.0 %</b>
389715	WAI-KAH EPA COMP SEWER REHAB	1,000,000			1,000,000		0.0 %
<b>98015</b>	<b>* WAI-KAH EPA COMP SEWER REHAB</b>	<b>1,000,000</b>	<b>0</b>	<b>0</b>	<b>1,000,000</b>	<b>0</b>	<b>0.0 %</b>
389716	WAI-KAH RECYCLED WTR FM	500,000				500,000	100.0 %

County of Maui  
Statement of Appropriations and Expenditures  
Capital Improvement Program by District  
Fiscal Year Ending 6/30/2019 - as of 9/30/2018

04	Wailuku-Kahului	Prior Year Encumbrance / Carryover	Amended Budget / Lapses	Year to Date Expended	Current Encumbrance 09/30/2018	Balance Available	% of Budget Available
Index	* Activity ** Program *** District						
98016	* WAI-KAH RECYCLED WATER FM	500,000	0	0	0	500,000	100.0 %
390019	HAWAIIAN HOMES FM REPLACEMENT		253,000			253,000	100.0 %
99019	* Hawaiian Homes FM Replacement	0	253,000	0	0	253,000	100.0 %
390025	WAI-KAH EPA COMP SEWER REHAB		2,000,000			2,000,000	100.0 %
99130	* WAI-KAH EPA COMP SEWER REHAB	0	2,000,000	0	0	2,000,000	100.0 %
390026	WAI-KAH WWRF EMERG EFFL FM		450,000			450,000	100.0 %
99131	* WAI-KAH WWRF EMERG EFF FM	0	450,000	0	0	450,000	100.0 %
909	** Wastewater Facilities	1,919,143	2,703,000	16,153	1,402,990	3,203,000	69.3 %
District ***	Wailuku-Kahului	<u>37,066,815</u>	<u>37,691,409</u>	<u>4,436,707</u>	<u>23,581,772</u>	<u>46,739,746</u>	<u>62.5 %</u>

County of Maui  
Statement of Appropriations and Expenditures  
Capital Improvement Program by District  
Fiscal Year Ending 6/30/2019 - as of 9/30/2018

05	Kihei-Makena	Prior Year Encumbrance / Carryover	Amended Budget / Lapses	Year to Date Expended	Current Encumbrance 09/30/2018	Balance Available	% of Budget Available
Index	Activity ** Program *** District						
331244	HAUOLI ST DRAINAGE IMPRVMT	27,790			27,790		0.0 %
<b>93044</b>	<b>* HAUOLI ST DRAINAGE IMPROVEMNT</b>	<b>27,790</b>	<b>0</b>	<b>0</b>	<b>27,790</b>	<b>0</b>	<b>0.0 %</b>
378218	S KIHEI RD CULVERT REPLCMNT	144,976			144,976		0.0 %
<b>97118</b>	<b>* S KIHEI RD CULVERT REPLCMNT</b>	<b>144,976</b>	<b>0</b>	<b>0</b>	<b>144,976</b>	<b>0</b>	<b>0.0 %</b>
390284	SOUTH MAUI DRAINLINE REPAIRS		5,750	6,950		(1,200)	(20.9)%
<b>99198</b>	<b>* SOUTH MAUI DRAINLINE REPAIRS</b>	<b>0</b>	<b>5,750</b>	<b>6,950</b>	<b>0</b>	<b>(1,200)</b>	<b>(20.9)%</b>
<b>901</b>	<b>** Drainage</b>	<b>172,766</b>	<b>5,750</b>	<b>6,950</b>	<b>172,766</b>	<b>(1,200)</b>	<b>(0.7)%</b>
356416	SOUTH MAUI PARKS SYSTEM	59,491			59,491		0.0 %
<b>95016</b>	<b>* SOUTH MAUI PARKS SYSTEM</b>	<b>59,491</b>	<b>0</b>	<b>0</b>	<b>59,491</b>	<b>0</b>	<b>0.0 %</b>
356227	SO MAUI COMMUNITY PARK	31,395		31,395			0.0 %
<b>95048</b>	<b>* SOUTH MAUI COMMUNITY PARK</b>	<b>31,395</b>	<b>0</b>	<b>31,395</b>	<b>0</b>	<b>0</b>	<b>0.0 %</b>
367107	SOUTH MAUI PARKS SYSTEM	26,582		26,582			0.0 %
<b>96007</b>	<b>* SOUTH MAUI PARKS SYSTEM</b>	<b>26,582</b>	<b>0</b>	<b>26,582</b>	<b>0</b>	<b>0</b>	<b>0.0 %</b>
367108	WAIPUILANI PARK IRRIGATION	30,529		3,900	26,629		0.0 %
<b>96008</b>	<b>* WAIPUILANI PARK IRRIGATION</b>	<b>30,529</b>	<b>0</b>	<b>3,900</b>	<b>26,629</b>	<b>0</b>	<b>0.0 %</b>
378244	SOUTH MAUI PARKS SYSTEM	226,281			226,281		0.0 %
378340	SOUTH MAUI PARKS SYSTEM	417,720			417,720		0.0 %
<b>97040</b>	<b>* SOUTH MAUI PARKS SYSTEM</b>	<b>644,001</b>	<b>0</b>	<b>0</b>	<b>644,001</b>	<b>0</b>	<b>0.0 %</b>
378341	WAIPUILANI PRK IRRIGATION	1,553		1,448	105		0.0 %
<b>97041</b>	<b>* WAIPUILANI PARK IRRIGATN SYS</b>	<b>1,553</b>	<b>0</b>	<b>1,448</b>	<b>105</b>	<b>0</b>	<b>0.0 %</b>
378243	SM COMMUNITY PARK	544,968			544,968		0.0 %
<b>97043</b>	<b>* S MAUI COMMUNITY PARK</b>	<b>544,968</b>	<b>0</b>	<b>0</b>	<b>544,968</b>	<b>0</b>	<b>0.0 %</b>

County of Maui  
Statement of Appropriations and Expenditures  
Capital Improvement Program by District  
Fiscal Year Ending 6/30/2019 - as of 9/30/2018

05	Kihei-Makena	Prior Year Encumbrance / Carryover	Amended Budget / Lapses	Year to Date Expended	Current Encumbrance 09/30/2018	Balance Available	% of Budget Available
	Index * Activity ** Program *** District						
378223	SM COMMUNITY PARK REC CTR	13,626,021		2,806,571	10,819,450		0.0 %
97123	* SM COMM'TY PARK REC CTR	13,626,021	0	2,806,571	10,819,450	0	0.0 %
389732	SOUTH MAUI PARKS SYSTEM	638,000			308,325	329,675	51.7 %
98032	* SOUTH MAUI PARKS SYSTEM	638,000	0	0	308,325	329,675	51.7 %
389756	WAIPUILANI PARK IRRIGATION SYS	80,162			30,032	50,130	62.5 %
98063	* WAIPUILANI PARK IRRIGATION SYS	80,162	0	0	30,032	50,130	62.5 %
390042	SOUTH MAUI PARKS SYSTEM		195,000			195,000	100.0 %
390842	KALAMA PARK PLAYGROUND SURF		150,000			150,000	100.0 %
390942	SOUTH MAUI PARKS SYSTEM		492,000			492,000	100.0 %
99157	* SOUTH MAUI PARKS SYSTEM	0	837,000	0	0	837,000	100.0 %
390043	KENOLIO REC COMP OPEN BLDG REP		50,000			50,000	100.0 %
99158	* KENOLIO REC COMP BLDG REPAIR	0	50,000	0	0	50,000	100.0 %
390044	SOUTH MAUI COMMUNITY PARK		500,000			500,000	100.0 %
99159	* SOUTH MAUI COMMUNITY PARK	0	500,000	0	0	500,000	100.0 %
390045	KAMAOLE POINT PAVILIONA		250,000			250,000	100.0 %
99160	* KAMAOLE POINT PAVILION	0	250,000	0	0	250,000	100.0 %
390046	SM COMM PARK REC CENTER		900,000	65,382	374,218	460,401	51.2 %
99161	* SM COMM'TY PARK REC CTR	0	900,000	65,382	374,218	460,401	51.2 %
904	** Parks and Recreation	15,682,702	2,537,000	2,935,278	12,807,219	2,477,206	13.6 %
521540	BOOSTER PMP/MTR	22,985			22,985		0.0 %
91065	* Kihei-Makena distrbtn sys impr	22,985	0	0	22,985	0	0.0 %
549050	NORTH KIHEI WATER TANK		100,000			100,000	100.0 %

County of Maui  
Statement of Appropriations and Expenditures  
Capital Improvement Program by District  
Fiscal Year Ending 6/30/2019 - as of 9/30/2018

05	Kihei-Makena	Prior Year	Amended	Year	Current	Balance	% of
	Index	Encumbrance	Budget /	to Date	Encumbrance	Available	Budget
	* Activity ** Program *** District	/ Carryover	Lapses	Expended	09/30/2018		Available
99226	* NORTH KIHEI WATER TANK	0	100,000	0	0	100,000	100.0 %
905	** WATER SUPPLY	22,985	100,000	0	22,985	100,000	81.3 %
345331	NORTH SO COLLECTOR RD/NAMAUU	52,371			52,371		0.0 %
94031	* NORTH SOUTH COLLECTOR ROAD	52,371	0	0	52,371	0	0.0 %
345400	SO KIHEI RD PAVEMENT REHAB	325,582				325,582	100.0 %
94099	* State/Fed/Private FY94/04/2014	325,582	0	0	0	325,582	100.0 %
356215	WAILEA ALANUI/IKE DR PAVEMENT	1,948		1,942		6	0.3 %
95049	* WAILEA ALANUI/IKE DR PVMNT IM	1,948	0	1,942	0	6	0.3 %
367244	NORTH SO COLLECTOR RD	256,900		158,679	98,220		0.0 %
96044	* NORTH SOUTH COLLECTOR RD	256,900	0	158,679	98,220	0	0.0 %
367184	S MAUI REGIONAL TRAFFIC	74,801			74,801		0.0 %
96084	* S MAUI REGIONAL TRAFFIC MP	74,801	0	0	74,801	0	0.0 %
367577	NORTH SO COLLECTOR RD	246,378			246,378		0.0 %
367579	KIHEI BIKEWAY PHASE 2	45,803			45,803		0.0 %
369501	KIHEI BIKEWAY PHASE 2	73,845			73,845		0.0 %
369503	SO MAUI TRAFFIC MASTER PLAN	342,000			342,000		0.0 %
369505	KUIKAHI DR PAVEMENT REHAB	408,626		(6,400)	124,761	290,264	71.0 %
369507	BALDWIN AVE PAVEMNT REHAB PH2	838,030			838,030		0.0 %
96099	* State/FED/PVT FY96 FY06 FY16	1,954,682	0	(6,400)	1,670,817	290,264	14.8 %
378385	WAIPUILANI BIKE PATH	48,273		10,188	38,084		0.0 %
97085	* WAIPUILANI BIKE PATH	48,273	0	10,188	38,084	0	0.0 %
389267	S MAUI PAVEMENT REHAB	1,198	938,101	999	938,300		0.0 %
98067	* S MAUI PAVEMENT REHAB VAR LOC	1,198	938,101	999	938,300	0	0.0 %

County of Maui  
Statement of Appropriations and Expenditures  
Capital Improvement Program by District  
Fiscal Year Ending 6/30/2019 - as of 9/30/2018

05	Kihei-Makena	Prior Year Encumbrance / Carryover	Amended Budget / Lapses	Year to Date Expended	Current Encumbrance 09/30/2018	Balance Available	% of Budget Available
	Index * Activity ** Program *** District						
390086	S.KIHEI RD DW IMPR (PIIKEA-KU)		200,000			200,000	100.0 %
<b>99200</b>	<b>* S. KIHEI RD SW IMP-PIIKEA-K'HA</b>	<b>0</b>	<b>200,000</b>	<b>0</b>	<b>0</b>	<b>200,000</b>	<b>100.0 %</b>
390087	ILIMA AVE SW IMPR (3RD-7TH)		280,000			280,000	100.0 %
<b>99201</b>	<b>* ILIMA SW IMP (3RD-7TH STR)</b>	<b>0</b>	<b>280,000</b>	<b>0</b>	<b>0</b>	<b>280,000</b>	<b>100.0 %</b>
<b>907</b>	<b>** Roads</b>	<b>2,715,755</b>	<b>1,418,101</b>	<b>165,408</b>	<b>2,872,593</b>	<b>1,095,852</b>	<b>26.5 %</b>
356482	S MAUI RECYCLED WTR DIST SYS	18,626			18,626		0.0 %
<b>95082</b>	<b>* SO MAUI RECYCLED WATER DISTRIB</b>	<b>18,626</b>	<b>0</b>	<b>0</b>	<b>18,626</b>	<b>0</b>	<b>0.0 %</b>
367173	KIHEI #16 PS REHAB/FM REPLC	805,474		169,623	635,852		0.0 %
<b>96073</b>	<b>* KIHEI #16 PS REHAB/FM REPLCMNT</b>	<b>805,474</b>	<b>0</b>	<b>169,623</b>	<b>635,852</b>	<b>0</b>	<b>0.0 %</b>
378309	KENOLIO RD/KOKI SEWER REHAB	1,272		1,272			0.0 %
<b>97009</b>	<b>* KENOLIO RD/KOKI PL SEWER REHAB</b>	<b>1,272</b>	<b>0</b>	<b>1,272</b>	<b>0</b>	<b>0</b>	<b>0.0 %</b>
378310	KIHEI WWF RTU UPGRDS	830,923		150,954	679,968		0.0 %
<b>97010</b>	<b>* KIHEI WWRF RTU UPGRADES</b>	<b>830,923</b>	<b>0</b>	<b>150,954</b>	<b>679,968</b>	<b>0</b>	<b>0.0 %</b>
378311	N KIHEI MAUKA TRNSM SYS	8,743		8,743			0.0 %
<b>97011</b>	<b>* N KIHEI MAUKA TRANSMISSION SYS</b>	<b>8,743</b>	<b>0</b>	<b>8,743</b>	<b>0</b>	<b>0</b>	<b>0.0 %</b>
378407	KIHEI #16 PS REHAB/FM REPLC	1,009,243			1,009,243		0.0 %
<b>97120</b>	<b>* KIHEI #16 PS REHAB/FM REPLC</b>	<b>1,009,243</b>	<b>0</b>	<b>0</b>	<b>1,009,243</b>	<b>0</b>	<b>0.0 %</b>
389705	S KIHEI RD GRAVITY SYS CAP UPG	500,000				500,000	100.0 %
<b>98005</b>	<b>* SK RD GRAVITY SYSTEM CAP UPGRD</b>	<b>500,000</b>	<b>0</b>	<b>0</b>	<b>0</b>	<b>500,000</b>	<b>100.0 %</b>
389406	SM RECYCLED WATER SYS EXP	3,750,000				3,750,000	100.0 %
389706	SM RECYCLED WATER SYS EXP	2,750,000				2,750,000	100.0 %
<b>98006</b>	<b>* SM RECYCLED WATER SYSTEM EXP</b>	<b>6,500,000</b>	<b>0</b>	<b>0</b>	<b>0</b>	<b>6,500,000</b>	<b>100.0 %</b>



County of Maui  
Statement of Appropriations and Expenditures  
Capital Improvement Program by District  
Fiscal Year Ending 6/30/2019 - as of 9/30/2018

05	Kihei-Makena	Prior Year	Amended	Year	Current	Balance	% of
	Index	Encumbrance	Budget /	to Date	Encumbrance	Available	Budget
	* Activity ** Program *** District	/ Carryover	Lapses	Expended	09/30/2018		Available
390020	SM RECYCLED WATER SYSTEM EXP		1,273,000			1,273,000	100.0 %
99002	* SM RECYCLED WATER SYSTEM EXP	0	1,273,000	0	0	1,273,000	100.0 %
390010	NORTH KIEHI MAUKA TRANS		1,500,000			1,500,000	100.0 %
99115	* NORTH KIEHI MAUKA TRANS SYSTEM	0	1,500,000	0	0	1,500,000	100.0 %
390011	KENOLIO/KOKI SEWER REHAB		800,000			800,000	100.0 %
99116	* KENOLIO/KOKI SEWER REHABILITAT	0	800,000	0	0	800,000	100.0 %
390012	KIHEI NO.7 FM REPLACE		150,000			150,000	100.0 %
99117	* KIHEI NO.7 FM REPLACEMENT	0	150,000	0	0	150,000	100.0 %
390013	KIHEI NO.8 FM REPLACEMENT		200,000			200,000	100.0 %
99118	* KIHEI NO.8 FM REPLACEMENT	0	200,000	0	0	200,000	100.0 %
390014	LILLOA DRD RECYCLED WATER LINE		500,000			500,000	100.0 %
99119	* LILLOA DR RECYCLED WATER LINE	0	500,000	0	0	500,000	100.0 %
390015	KIHEI WWRF GRIT SYS REPLACE		6,500,000			6,500,000	100.0 %
99120	* KIHEI WWRF GRIT SYSTEM REPLACE	0	6,500,000	0	0	6,500,000	100.0 %
909	** Wastewater Facilities	9,674,281	10,923,000	330,592	2,343,689	17,923,000	87.0 %
District ***	Kihei-Makena	28,268,489	14,983,851	3,438,228	18,219,252	21,594,858	49.9 %

County of Maui  
Statement of Appropriations and Expenditures  
Capital Improvement Program by District  
Fiscal Year Ending 6/30/2019 - as of 9/30/2018

06	West Maui	Prior Year Encumbrance / Carryover	Amended Budget / Lapses	Year to Date Expended	Current Encumbrance 09/30/2018	Balance Available	% of Budget Available
	Index * Activity ** Program *** District						
321213	LAHAINA WATERSHED FLOOD CTRL	182,084		1,208	180,876		0.0 %
92033	* LAHAINA WATERSHED FLOOD CONTRL	182,084	0	1,208	180,876	0	0.0 %
337506	LAH WATERSHED PROJ DIV PH 3A	582,877				582,877	100.0 %
93099	* State/Fed/Private FY2003/2013	582,877	0	0	0	582,877	100.0 %
345276	LAHAINA WATERSHED FLOOD CTRL	56			56		0.0 %
94054	* LAHAINA WATERSHED FLOOD CNTRL	56	0	0	56	0	0.0 %
356216	LAHAINA WATERSHED FLD CTRL	5,151	(211,164)		5,151	(211,164)	102.5 %
95050	* LAHAINA WATERSHED FLD CONTROL	5,151	(211,164)	0	5,151	(211,164)	102.5 %
367245	LAHAINA WATERSHED FLD CTRL	1,985,000			1,985,000		0.0 %
96045	* LAHAINA WATERSHED FLOOD CTRL	1,985,000	0	0	1,985,000	0	0.0 %
390105	LAH AQUATIC CTR RET BASIN REST		75,000			75,000	100.0 %
99219	* LAH AQUA CTR RET BASIN RESTORE	0	75,000	0	0	75,000	100.0 %
901	** Drainage	2,755,168	(136,164)	1,208	2,171,083	446,713	17.1 %
379517	STATE OF HAWAII DOH GRANT	58,205		40,671	17,430	104	0.2 %
97099	* State/Fed/PVT FY96 FY06 FY16	58,205	0	40,671	17,430	104	0.2 %
902	** Other Projects	58,205	0	40,671	17,430	104	0.2 %
345266	MOKUHINIA ECOSYSTEM/RESTORATN	15,257			15,257		0.0 %
94107	* MOKUHINIA ECOSYSTEM/RESTORATN	15,257	0	0	15,257	0	0.0 %
356560	MOKUHINIA ECOSYSTEM RESTO	3,000			3,000		0.0 %
95094	* MOKUHINIA ECOSYSTEM RESTO SYS	3,000	0	0	3,000	0	0.0 %
367154	WEST MAUI PARKS SYSTEM	19,665			19,665		0.0 %
96054	* WEST MAUI PARKS SYSTEM	19,665	0	0	19,665	0	0.0 %

County of Maui  
Statement of Appropriations and Expenditures  
Capital Improvement Program by District  
Fiscal Year Ending 6/30/2019 - as of 9/30/2018

06	West Maui	Prior Year Encumbrance / Carryover	Amended Budget / Lapses	Year to Date Expended	Current Encumbrance 09/30/2018	Balance Available	% of Budget Available
	Index * Activity ** Program *** District						
378264	WEST MAUI PARKS SYSTEM	342,627			342,627		0.0 %
378363	WEST MAUI PARKS SYSTEM	44,723			44,723		0.0 %
378365	WEST MAUI PARKS SYSTEM	142,544			142,544		0.0 %
<b>97063</b>	<b>* W MAUI PARKS SYSTEM</b>	<b>529,894</b>	<b>0</b>	<b>0</b>	<b>529,894</b>	<b>0</b>	<b>0.0 %</b>
389743	WEST MAUI PARKS SYSTEM	938,600			197,227	741,374	79.0 %
<b>98043</b>	<b>* WEST MAUI PARKS SYSTEM</b>	<b>938,600</b>	<b>0</b>	<b>0</b>	<b>197,227</b>	<b>741,374</b>	<b>79.0 %</b>
390066	WEST MAUI PARKS SYSTEM		748,000	833	27,760	719,407	96.2 %
<b>99180</b>	<b>* WEST MAUI PARKS SYSTEM</b>	<b>0</b>	<b>748,000</b>	<b>833</b>	<b>27,760</b>	<b>719,407</b>	<b>96.2 %</b>
390067	LAUNIUPOKO MASTER PLAN		500,000			500,000	100.0 %
<b>99181</b>	<b>* LAUNIUPOKO MASTER PLAN</b>	<b>0</b>	<b>500,000</b>	<b>0</b>	<b>0</b>	<b>500,000</b>	<b>100.0 %</b>
<b>904</b>	<b>** Parks and Recreation</b>	<b>1,506,416</b>	<b>1,248,000</b>	<b>833</b>	<b>792,803</b>	<b>1,960,781</b>	<b>71.2 %</b>
541210	WEST MAUI SOURCE DEVELOPMENTS	131,898			131,898		0.0 %
<b>91060</b>	<b>* West Maui srce/trmnt plnt impr</b>	<b>131,898</b>	<b>0</b>	<b>0</b>	<b>131,898</b>	<b>0</b>	<b>0.0 %</b>
524850	WEST MAUI DIST SYSTEM IMPROVMT	56,327			4,375	51,952	92.2 %
<b>94101</b>	<b>* WEST MAUI DIST SYSTEM IMPRVMT</b>	<b>56,327</b>	<b>0</b>	<b>0</b>	<b>4,375</b>	<b>51,952</b>	<b>92.2 %</b>
545150	WEST MAUI RELIABLE CAPACITY	86,399		52,774	33,625		0.0 %
<b>95085</b>	<b>* WEST MAUI RELIABLE CAPACITY</b>	<b>86,399</b>	<b>0</b>	<b>52,774</b>	<b>33,625</b>	<b>0</b>	<b>0.0 %</b>
529060	WEST MAUI RELIABLE CAPACITY	5,000,000				5,000,000	100.0 %
538020	WEST MAUI RELIABLE CAPACITY	5,000,000				5,000,000	100.0 %
<b>98088</b>	<b>* MAHINAHINA WELL #1 DEV'T</b>	<b>10,000,000</b>	<b>0</b>	<b>0</b>	<b>0</b>	<b>10,000,000</b>	<b>100.0 %</b>
529540	WEST MAUI SOURCE DEVELOPMENT		6,100,000			6,100,000	100.0 %
539080	WEST MAUI RELIABLE CAPACITY		4,250,000			4,250,000	100.0 %
<b>99228</b>	<b>* WEST MAUI SOURCE DEVELOPMENT</b>	<b>0</b>	<b>10,350,000</b>	<b>0</b>	<b>0</b>	<b>10,350,000</b>	<b>100.0 %</b>

**County of Maui**  
**Statement of Appropriations and Expenditures**  
**Capital Improvement Program by District**  
**Fiscal Year Ending 6/30/2019 - as of 9/30/2018**

06	West Maui	Prior Year Encumbrance / Carryover	Amended Budget / Lapses	Year to Date Expended	Current Encumbrance 09/30/2018	Balance Available	% of Budget Available
Index	* Activity ** Program *** District						
529550	WEST MAUI WATERLINE IMPROVMT		1,100,000			1,100,000	100.0 %
<b>99229</b>	<b>* WEST MAUI WATERLINE IMPR</b>	<b>0</b>	<b>1,100,000</b>	<b>0</b>	<b>0</b>	<b>1,100,000</b>	<b>100.0 %</b>
<b>905</b>	<b>** WATER SUPPLY</b>	<b>10,274,624</b>	<b>11,450,000</b>	<b>52,774</b>	<b>169,898</b>	<b>21,501,952</b>	<b>99.0 %</b>
307027	SHAW ST SIDEWALK/WAINEE ST	1,533			1,533		0.0 %
<b>90126</b>	<b>* Shaw st/Wainee st to Hpiilani</b>	<b>1,533</b>	<b>0</b>	<b>0</b>	<b>1,533</b>	<b>0</b>	<b>0.0 %</b>
356575	WM ROADWAY IMPRV MTV GRANT	715,000			143,400	571,600	79.9 %
<b>95099</b>	<b>* State/Fed/PVT FY95-05-15</b>	<b>715,000</b>	<b>0</b>	<b>0</b>	<b>143,400</b>	<b>571,600</b>	<b>79.9 %</b>
367575	WM ROADWAY IMPRV SVO GRANT	1,700,000				1,700,000	100.0 %
<b>96099</b>	<b>* State/FED/PVT FY96 FY06 FY16</b>	<b>1,700,000</b>	<b>0</b>	<b>0</b>	<b>0</b>	<b>1,700,000</b>	<b>100.0 %</b>
378406	WM GREENWAY PILOT PRJ	191,355			191,355		0.0 %
<b>97106</b>	<b>* WM GREENWAY PILOT PROJECT</b>	<b>191,355</b>	<b>0</b>	<b>0</b>	<b>191,355</b>	<b>0</b>	<b>0.0 %</b>
<b>907</b>	<b>** Roads</b>	<b>2,607,888</b>	<b>0</b>	<b>0</b>	<b>336,288</b>	<b>2,271,600</b>	<b>87.1 %</b>
389717	LOWALU LF SITE RESTORATION	166,554		66,895	99,619	41	0.0 %
<b>98017</b>	<b>* OLOWALU LDFILL SITE RESTORATN</b>	<b>166,554</b>	<b>0</b>	<b>66,895</b>	<b>99,619</b>	<b>41</b>	<b>0.0 %</b>
<b>908</b>	<b>** Solid Waste Facilities</b>	<b>166,554</b>	<b>0</b>	<b>66,895</b>	<b>99,619</b>	<b>41</b>	<b>0.0 %</b>
331168	LAHAINA WWRF ODOR CONTROL	11,665			11,665		0.0 %
<b>93068</b>	<b>* LAHAINA WWRF ODOR CONTROL</b>	<b>11,665</b>	<b>0</b>	<b>0</b>	<b>11,665</b>	<b>0</b>	<b>0.0 %</b>
331183	WEST MAUI RECYCLED WATER PROJ	163,298				163,298	100.0 %
<b>93091</b>	<b>* WEST MAUI RECYCLED WATER PROJ</b>	<b>163,298</b>	<b>0</b>	<b>0</b>	<b>0</b>	<b>163,298</b>	<b>100.0 %</b>
345374	KAANAPALI RESORT R-1 WATER DIS	668,640			668,640		0.0 %
<b>94074</b>	<b>* KAAANAPALI RESORT R-1 H2O DIST</b>	<b>668,640</b>	<b>0</b>	<b>0</b>	<b>668,640</b>	<b>0</b>	<b>0.0 %</b>
345377	W MAUI RECYC'D WATER SYS EXP	49,675			49,675		0.0 %

County of Maui  
Statement of Appropriations and Expenditures  
Capital Improvement Program by District  
Fiscal Year Ending 6/30/2019 - as of 9/30/2018

06	West Maui	Prior Year Encumbrance / Carryover	Amended Budget / Lapses	Year to Date Expended	Current Encumbrance 09/30/2018	Balance Available	% of Budget Available
	Index * Activity ** Program *** District						
94077	* WEST MAUI RECYCLED H2O SYS EXP	49,675	0	0	49,675	0	0.0 %
356470	NAPILI #5&6 FM REPLACEMENTS	95,451		5,498	89,952		0.0 %
95070	* NAPILI NO. 5/6 FM REPLACEMENTS	95,451	0	5,498	89,952	0	0.0 %
356471	NAPILI WWPS #1-6 MODIFC	140,109			140,109		0.0 %
95071	* NAPILI WW PUMP STN1-6 MODIFCTN	140,109	0	0	140,109	0	0.0 %
369201	LAHAINA WWRF MODFCTN STAGE 1A	108,171			108,171		0.0 %
96000	* FY2006/1996 CIP Projects	108,171	0	0	108,171	0	0.0 %
367161	W MAUI RECYCLED WTR SYS	692,566			692,566		0.0 %
96061	* W MAUI RECYCLED WATER S EXP	692,566	0	0	692,566	0	0.0 %
378320	LAHAINA WWRF UPGRD PORTBL REUS	7,366		7,366			0.0 %
97020	* LAH WWRF UPGRD/DIR POTABLE REU	7,366	0	7,366	0	0	0.0 %
378321	NAPILI #3 FM REPLCMENT	134,962		19,160	115,801		0.0 %
97021	* NAPILI NO.3 FM REPLACEMENT	134,962	0	19,160	115,801	0	0.0 %
378322	NAPILI #4 FM REPLCMENT	141,598		29,713	111,885		0.0 %
97022	* NAPILI NO.4 FM REPLCMNT	141,598	0	29,713	111,885	0	0.0 %
378323	NAPILI #5 #6 FM REPLCMENT	3,200,000		263,690	2,936,310		0.0 %
97023	* NAPILI NOS.5&6 FM REPLCMNT	3,200,000	0	263,690	2,936,310	0	0.0 %
378324	LAHAINA WWRF MODI STG 1A	4,754,529		4,201,967	552,562		0.0 %
97024	* LAHAINA WWRF MODI, STAGE 1A	4,754,529	0	4,201,967	552,562	0	0.0 %
378325	SHERATON WWPS MODIFICATIONS	1,000,000			1,000,000		0.0 %
97025	* SHERATON WWPS MODIFICATIONS	1,000,000	0	0	1,000,000	0	0.0 %
378408	LAHAINA WWPS #3 MODI	65,455		65,455			0.0 %

County of Maui  
Statement of Appropriations and Expenditures  
Capital Improvement Program by District  
Fiscal Year Ending 6/30/2019 - as of 9/30/2018

06	West Maui	Prior Year Encumbrance / Carryover	Amended Budget / Lapses	Year to Date Expended	Current Encumbrance 09/30/2018	Balance Available	% of Budget Available
Index	* Activity ** Program *** District						
97121	* LAHAINA WWPS #3 MODIFICATIONS	65,455	0	65,455	0	0	0.0 %
389718	NAPILI WWPS #5 MODIFICATIONS	2,300,000			2,107,187	192,813	8.4 %
98018	* NAPILI WWPS #5 MODIFICATIONS	2,300,000	0	0	2,107,187	192,813	8.4 %
389719	NAPILI WWPS #6 MODIFICATIONS	2,300,000			2,107,187	192,813	8.4 %
98019	* NAPILI WWPS #6 MODIFICATIONS	2,300,000	0	0	2,107,187	192,813	8.4 %
389720	LAHAINA WWRF MODI STAGE 1A	23,152,642		60,536	23,032,343	59,763	0.3 %
98020	* LAHAINA WWRF MODI, STAGE 1A	23,152,642	0	60,536	23,032,343	59,763	0.3 %
389746	LAHAINA WWRF PRIMARY ELECTRICA	2,423,472			2,423,472		0.0 %
98065	* LAHAINA WWRF PRIMARY ELECTRICA	2,423,472	0	0	2,423,472	0	0.0 %
390028	NAPILI WWPS #4 MODIFICATIONS		400,000			400,000	100.0 %
99133	* NAPILI WWPS #4 MODIFICATIONS	0	400,000	0	0	400,000	100.0 %
390029	NAPILI NO. 3 FM REPLACEMENT		1,800,000			1,800,000	100.0 %
99134	* NAPILI NO.3 FM REPLCMNT	0	1,800,000	0	0	1,800,000	100.0 %
390030	NAPILI NO.4 FM REPLACEMENT		1,800,000			1,800,000	100.0 %
99135	* NAPILI NO.4 FM REPLCMNT	0	1,800,000	0	0	1,800,000	100.0 %
909	** Wastewater Facilities	41,409,599	4,000,000	4,653,385	36,147,525	4,608,687	10.1 %
District ***	West Maui	58,778,454	16,561,836	4,815,766	39,734,646	30,789,878	40.9 %

County of Maui  
Statement of Appropriations and Expenditures  
Capital Improvement Program by District  
Fiscal Year Ending 6/30/2019 - as of 9/30/2018

07	Lanai	Prior Year Encumbrance / Carryover	Amended Budget / Lapses	Year to Date Expended	Current Encumbrance 09/30/2018	Balance Available	% of Budget Available
	Index * Activity ** Program *** District						
378286	LANAI BASEYARD IMPRV	65,796			65,796		0.0 %
<b>97086</b>	<b>* LANAI BASEYARD IMPROVEMENTS</b>	<b>65,796</b>	<b>0</b>	<b>0</b>	<b>65,796</b>	<b>0</b>	<b>0.0 %</b>
389723	LANAI FIRE STN IMPROVEMENTS	110,000				110,000	100.0 %
<b>98023</b>	<b>* LANAI FIRE STN IMPROVEMENTS</b>	<b>110,000</b>	<b>0</b>	<b>0</b>	<b>0</b>	<b>110,000</b>	<b>100.0 %</b>
390033	LANAI FIRE STATION IMPROVEMENT		100,000			100,000	100.0 %
<b>99138</b>	<b>* LANAI FIRE STN IMPROVEMENTS</b>	<b>0</b>	<b>100,000</b>	<b>0</b>	<b>0</b>	<b>100,000</b>	<b>100.0 %</b>
<b>903</b>	<b>** Government Facilities</b>	<b>175,796</b>	<b>100,000</b>	<b>0</b>	<b>65,796</b>	<b>210,000</b>	<b>76.1 %</b>
378345	LANAI PARKS SYSTEM	18,647			18,647		0.0 %
<b>97045</b>	<b>* LANAI PARKS SYSTEM</b>	<b>18,647</b>	<b>0</b>	<b>0</b>	<b>18,647</b>	<b>0</b>	<b>0.0 %</b>
389733	LANAI PARKS SYSTEM	126,000			40,117	85,883	68.2 %
<b>98033</b>	<b>* LANAI PARKS SYSTEM</b>	<b>126,000</b>	<b>0</b>	<b>0</b>	<b>40,117</b>	<b>85,883</b>	<b>68.2 %</b>
389734	LANAI COM'TY CTR COMM KITCHEN	250,000			66,051	183,949	73.6 %
<b>98034</b>	<b>* LANAI CCTR COMMERCIAL KITCHEN</b>	<b>250,000</b>	<b>0</b>	<b>0</b>	<b>66,051</b>	<b>183,949</b>	<b>73.6 %</b>
390047	LANAI PARKS SYSTEM		350,000			350,000	100.0 %
<b>99162</b>	<b>* LANAI PARKS SYSTEM</b>	<b>0</b>	<b>350,000</b>	<b>0</b>	<b>0</b>	<b>350,000</b>	<b>100.0 %</b>
390048	LANAI PARKS MAINTENANCE BLDG		1,200,000	1,533		1,198,467	99.9 %
<b>99163</b>	<b>* LANAI PARKS MAINTENANCE BLDG</b>	<b>0</b>	<b>1,200,000</b>	<b>1,533</b>	<b>0</b>	<b>1,198,467</b>	<b>99.9 %</b>
390049	LANAI COM'TY CTR COMM KITCHEN		900,000			900,000	100.0 %
<b>99164</b>	<b>* LANAI COMM CTR COMMERCIAL KITC</b>	<b>0</b>	<b>900,000</b>	<b>0</b>	<b>0</b>	<b>900,000</b>	<b>100.0 %</b>
<b>904</b>	<b>** Parks and Recreation</b>	<b>394,647</b>	<b>2,450,000</b>	<b>1,533</b>	<b>124,815</b>	<b>2,718,299</b>	<b>95.6 %</b>
District ***	Lanai	<b>570,443</b>	<b>2,550,000</b>	<b>1,533</b>	<b>190,611</b>	<b>2,928,299</b>	<b>93.8 %</b>

County of Maui  
Statement of Appropriations and Expenditures  
Capital Improvement Program by District  
Fiscal Year Ending 6/30/2019 - as of 9/30/2018

08	Molokai	Prior Year Encumbrance / Carryover	Amended Budget / Lapses	Year to Date Expended	Current Encumbrance 09/30/2018	Balance Available	% of Budget Available
	Index * Activity ** Program *** District						
378290	KAUNAKAKAI DRAIN SYS B	158,318		31,664	126,654		0.0 %
<b>97090</b>	<b>* KAUNAKAKAI DRAINAGE SYSTEM B</b>	<b>158,318</b>	<b>0</b>	<b>31,664</b>	<b>126,654</b>	<b>0</b>	<b>0.0 %</b>
<b>901</b>	<b>** Drainage</b>	<b>158,318</b>	<b>0</b>	<b>31,664</b>	<b>126,654</b>	<b>0</b>	<b>0.0 %</b>
356459	MOLOKAI BASEYARD DESIGN&C	119,096			119,096		0.0 %
<b>95059</b>	<b>* MOLOKAI BASEYARD</b>	<b>119,096</b>	<b>0</b>	<b>0</b>	<b>119,096</b>	<b>0</b>	<b>0.0 %</b>
378291	MOLOKAI BASEYARD	4,215,307			4,215,307		0.0 %
378392	MOLOKAI BASEYARD	3,630,830		7,209	3,623,622		0.0 %
<b>97091</b>	<b>* MOLOKAI BASEYARD</b>	<b>7,846,137</b>	<b>0</b>	<b>7,209</b>	<b>7,838,929</b>	<b>0</b>	<b>0.0 %</b>
389724	PUKOO FIRE STN RELOCATION	35,000				35,000	100.0 %
<b>98024</b>	<b>* PUKOO FIRE STN RELOCATION</b>	<b>35,000</b>	<b>0</b>	<b>0</b>	<b>0</b>	<b>35,000</b>	<b>100.0 %</b>
<b>903</b>	<b>** Government Facilities</b>	<b>8,000,233</b>	<b>0</b>	<b>7,209</b>	<b>7,958,025</b>	<b>35,000</b>	<b>0.4 %</b>
367112	MOLOKAI PARKS SYSTEM	22,288			22,288		0.0 %
<b>96012</b>	<b>* MOLOKAI PARKS SYSTEM</b>	<b>22,288</b>	<b>0</b>	<b>0</b>	<b>22,288</b>	<b>0</b>	<b>0.0 %</b>
378252	MOLOKAI PARKS SYSTEM	382,717		4,106	378,612		0.0 %
378351	MOLOKAI PARKS SYSTEM	84,831		2,804	82,027		0.0 %
<b>97051</b>	<b>* MOLOKAI PARKS SYSTEM</b>	<b>467,548</b>	<b>0</b>	<b>6,910</b>	<b>460,639</b>	<b>0</b>	<b>0.0 %</b>
389237	MOLOKAI PARKS SYSTEM	21,200			228,189	(206,989)	(976.4)%
389271	MOLOKAI PARKS SYSTEM		206,989			206,989	100.0 %
389737	MOLOKAI PARKS SYSTEM	80,000			80,000		0.0 %
<b>98037</b>	<b>* MOLOKAI PARKS SYSTEM</b>	<b>101,200</b>	<b>206,989</b>	<b>0</b>	<b>308,189</b>	<b>0</b>	<b>0.0 %</b>
390056	MOLOKAI PARKS SYSTEM		635,000		135,574	499,426	78.6 %
<b>99171</b>	<b>* MOLOKAI PARKS SYSTEM</b>	<b>0</b>	<b>635,000</b>	<b>0</b>	<b>135,574</b>	<b>499,426</b>	<b>78.6 %</b>



County of Maui  
Statement of Appropriations and Expenditures  
Capital Improvement Program by District  
Fiscal Year Ending 6/30/2019 - as of 9/30/2018

08	Molokai	Prior Year Encumbrance / Carryover	Amended Budget / Lapses	Year to Date Expended	Current Encumbrance 09/30/2018	Balance Available	% of Budget Available
	Index * Activity ** Program *** District						
904	** Parks and Recreation	591,036	841,989	6,910	926,690	499,426	34.9 %
524790	MOLOKAI SOURCE IMPROVEMENTS	253,034			253,034		0.0 %
94094	* MOLOKAI SOURCE IMPROVEMENTS	253,034	0	0	253,034	0	0.0 %
529040	MOLOKAI RELIABLE CAPACITY	500,000				500,000	100.0 %
98085	* MOLOKAI RELIABLE CAPACITY	500,000	0	0	0	500,000	100.0 %
905	** WATER SUPPLY	753,034	0	0	253,034	500,000	66.4 %
378313	MOLOKAI LF-ENVTL ASSESSMNT	63,108		27,984	35,124		0.0 %
97013	* MOLOKAI LF-ENV'TAL ASSESSMNT	63,108	0	27,984	35,124	0	0.0 %
389708	KALAMAULA LF SITE RESTORATION	112,849			111,420	1,429	1.3 %
98008	* KALAMAULA LF SITE RESTORATION	112,849	0	0	111,420	1,429	1.3 %
390016	MOLOKAI LF PHASE V		300,000			300,000	100.0 %
99121	* MOLOKAI LF PHASE V EXPANSION	0	300,000	0	0	300,000	100.0 %
908	** Solid Waste Facilities	175,957	300,000	27,984	146,544	301,429	63.3 %
389709	KAUNAKAKAI WWRF PLAN	200,000		19,520	180,267	213	0.1 %
98009	* KAUNAKAKAI WWRF PLAN	200,000	0	19,520	180,267	213	0.1 %
909	** Wastewater Facilities	200,000	0	19,520	180,267	213	0.1 %
District ***	Molokai	9,878,578	1,141,989	93,287	9,591,214	1,336,068	12.1 %

County of Maui  
Statement of Appropriations and Expenditures  
Capital Improvement Program by District  
Fiscal Year Ending 6/30/2019 - as of 9/30/2018

09	Countywide Index * Activity ** Program *** District	Prior Year Encumbrance / Carryover	Amended Budget / Lapses	Year to Date Expended	Current Encumbrance 09/30/2018	Balance Available	% of Budget Available
321203	CW DRAINAGE IMPROVEMENTS	197,627			197,627		0.0 %
<b>92037</b>	<b>* CW DRAINAGE IMPROVEMENTS</b>	<b>197,627</b>	<b>0</b>	<b>0</b>	<b>197,627</b>	<b>0</b>	<b>0.0 %</b>
331249	CW DRAINAGE IMPROVEMENTS	87,513			87,513		0.0 %
<b>93049</b>	<b>* CW DRAINAGE IMPROVEMENTS</b>	<b>87,513</b>	<b>0</b>	<b>0</b>	<b>87,513</b>	<b>0</b>	<b>0.0 %</b>
345319	CW DRAINAGE IMPROVEMENTS	118,042			118,042		0.0 %
345389	PAPA AVE DRAINAGE IMPROVEMENTS	27,548			27,548		0.0 %
<b>94019</b>	<b>* CW DRAINAGE IMPROVEMENTS</b>	<b>145,590</b>	<b>0</b>	<b>0</b>	<b>145,590</b>	<b>0</b>	<b>0.0 %</b>
368261	CW DRAINAGE NAPILI 4/5 CULVERT	192,334		11,722	180,612		0.0 %
368263	CW DRAINAGE WAIPOLI	42,085			42,085		0.0 %
<b>96048</b>	<b>* CW DRAINAGE IMPROVEMENTS</b>	<b>234,419</b>	<b>0</b>	<b>11,722</b>	<b>222,697</b>	<b>0</b>	<b>0.0 %</b>
379075	CW DRAINAGE HIOLANI ST	29,211			29,211		0.0 %
379082	CW DRAINAGE WAKEA & HOOHANA	178,435			178,435		0.0 %
379161	CW DRAINAGE KAHAKULOA	4,723		4,723			0.0 %
379164	CW DRAINAGE WAIOPAI	8,197			8,197		0.0 %
379170	CW DRAINAGE VARIOUS PROJ	54,410			54,410		0.0 %
379173	CW DRAINAGE NAPILI 4/5 CULVERT	19,940			19,940		0.0 %
379181	CW DRAINAGE KIHEI MASTER PLAN	102,661		31,842	70,819		0.0 %
379182	CW DRAINAGE WAIPOLI RD DITCH	33,360			33,360		0.0 %
379186	CW DRAINAGE WAKEA/PAPA AVE	138,687			138,687		0.0 %
<b>97069</b>	<b>* CW DRAINAGE IMPROVEMENTS</b>	<b>569,624</b>	<b>0</b>	<b>36,565</b>	<b>533,059</b>	<b>0</b>	<b>0.0 %</b>
380203	CW DRAINAGE MALIKO	6,885			6,885		0.0 %
380205	CW DRAINAGE KAHAWAIOKAPIA			515		(515)	-
380206	CW DRAINAGE LEVEE #27 IAO STRM	10,000			35,181	(25,181)	(251.8)%
380208	CW DRAINAGE HAPPY VALLEY	123,630			123,630		0.0 %
380213	CW DRAINAGE HAUOLI ST	14,200			14,200		0.0 %
380214	CW DRAINAGE HIOLANI STREET	34,888			34,888		0.0 %
380216	CW DRAINAGE AUHANA	68,454		25,868	42,586		0.0 %

County of Maui  
Statement of Appropriations and Expenditures  
Capital Improvement Program by District  
Fiscal Year Ending 6/30/2019 - as of 9/30/2018

09	Countywide	Prior Year	Amended	Year	Current	Balance	% of
	Index	Encumbrance	Budget /	to Date	Encumbrance	Available	Budget
	* Activity ** Program *** District	/ Carryover	Lapses	Expended	09/30/2018		Available
380217	CW DRAINAGE KIHEI MASTER PLAN				67,193	(67,193)	-
380218	CW DRAINAGE KIHEI W ALANUI			51		(51)	-
380219	CW DRAINAGE PUU WAY				45,455	(45,455)	-
380223	CW DRAINAGE LEVEE #27 IAO STRM	25,181				25,181	100.0 %
380228	CW DRAINAGE CM DRAINLINE RPRS		64,051			64,051	100.0 %
389247	CW DRAINAGE IMPROVEMENTS		16,115			16,115	100.0 %
389248	CW DRAINAGE IMPROVEMENTS		71,405			71,405	100.0 %
<b>98047</b>	<b>* CW DRAINAGE IMPROVEMENTS</b>	<b>283,238</b>	<b>151,571</b>	<b>26,434</b>	<b>370,018</b>	<b>38,357</b>	<b>8.8 %</b>
390205	CW DRAINAGE PUU WAY CULVERT				111,044	(111,044)	-
390269	CW DRAINAGE IMPROVEMENTS		244,066			244,066	100.0 %
<b>99183</b>	<b>* CW DRAINAGE IMPROVEMENTS</b>	<b>0</b>	<b>244,066</b>	<b>0</b>	<b>111,044</b>	<b>133,022</b>	<b>54.5 %</b>
<b>901</b>	<b>** Drainage</b>	<b>1,518,011</b>	<b>395,637</b>	<b>74,721</b>	<b>1,667,548</b>	<b>171,379</b>	<b>9.0 %</b>
345290	PUBLIC SAFETY RADIO SYS REPLC	324,534			324,534		0.0 %
<b>94062</b>	<b>* PUBLIC SAFETY RADIO SYS REPLCT</b>	<b>324,534</b>	<b>0</b>	<b>0</b>	<b>324,534</b>	<b>0</b>	<b>0.0 %</b>
356460	PUBLIC SAFETY RADIO SYSTEM REP	138,238			138,238		0.0 %
<b>95060</b>	<b>* PUBLIC SAFETY RADIO SYS REPLAC</b>	<b>138,238</b>	<b>0</b>	<b>0</b>	<b>138,238</b>	<b>0</b>	<b>0.0 %</b>
378210	BUS STOP AND SHELTERS	188,985			188,985		0.0 %
<b>97107</b>	<b>* BUS STOPS/SHELTERS</b>	<b>188,985</b>	<b>0</b>	<b>0</b>	<b>188,985</b>	<b>0</b>	<b>0.0 %</b>
380201	CW EQUIP 40K LB TRUCK CAB	319,681			319,681		0.0 %
380202	CW EQUIP 66K LB TRUCK CAB	1,341,280			1,356,083	(14,803)	(1.1)%
389221	CW EQUIPMENT		14,803			14,803	100.0 %
<b>98021</b>	<b>* CW EQUIPMENT</b>	<b>1,660,961</b>	<b>14,803</b>	<b>0</b>	<b>1,675,764</b>	<b>0</b>	<b>0.0 %</b>
389225	P SAFETY RADIO SYS REPLACMN	599,999			599,999		0.0 %
<b>98025</b>	<b>* PUBLIC SAFETY RADIO SYS REPLCM</b>	<b>599,999</b>	<b>0</b>	<b>0</b>	<b>599,999</b>	<b>0</b>	<b>0.0 %</b>
390071	BRIDGE INSP/EVAL OF CTY BRIDGE		300,000		300,000		0.0 %

County of Maui  
Statement of Appropriations and Expenditures  
Capital Improvement Program by District  
Fiscal Year Ending 6/30/2019 - as of 9/30/2018

09	Countywide Index * Activity ** Program *** District	Prior Year Encumbrance / Carryover	Amended Budget / Lapses	Year to Date Expended	Current Encumbrance 09/30/2018	Balance Available	% of Budget Available
99185	* BRIDGE INSP/EVAL CNTY BRIDGES	0	300,000	0	300,000	0	0.0 %
902	** Other Projects	2,912,717	314,803	0	3,227,520	0	0.0 %
303191	CW FIRE FACILITIES	1,750			1,750		0.0 %
90115	* CW fire facilities	1,750	0	0	1,750	0	0.0 %
313205	CW FIRE FACILITIES	38,075			38,075		0.0 %
91035	* CW fire facilities	38,075	0	0	38,075	0	0.0 %
323021	CW FIRE FACILITIES	3,958			3,958		0.0 %
92008	* CW FIRE FACILITIES	3,958	0	0	3,958	0	0.0 %
331115	CW FACILITY BLDG IMPROVEMENTS	4,665			4,665		0.0 %
93015	* CW FACILITY BLDG IMPROVEMENTS	4,665	0	0	4,665	0	0.0 %
345320	CW FACILITY BLDG IMPROVEMENTS	10,037			10,037		0.0 %
94020	* CW FACILITY BLDG IMPROVEMENTS	10,037	0	0	10,037	0	0.0 %
345264	KALANA O MAUI CAMPUS EXP DESIG	307,882			307,882		0.0 %
94102	* KALANA O MAUI CAMPUS EXP DESIG	307,882	0	0	307,882	0	0.0 %
356544	CW FAC BLDG CRTHOUSE CHILLER	8,325			8,325		0.0 %
356583	CW FAC KALANA ELECTRICAL UPGRD	25,000			25,000		0.0 %
356599	CW FAC KAOHU ST PARK'G LOT	49,000			49,000		0.0 %
356606	CW FAC MUNI CAMPUS LSCAPE	8,100			8,100		0.0 %
95021	* CW FACILITY BLDG IMPROVEMENTS	90,425	0	0	90,425	0	0.0 %
368265	CW FAC BLDG IMPRV KAOHU	161,754			161,754		0.0 %
368267	CW FAC BLDG KALANA O MAUI	34,772			34,772		0.0 %
368271	CW FAC BLDG MUNICIPAL CAMPUS	18,109			18,109		0.0 %
368272	CW FAC REPLC OLD CO CRTHOUSE	6,307			6,307		0.0 %
368275	CW FAC REPLC VARIOUS LOC	7,445			7,445		0.0 %

County of Maui  
Statement of Appropriations and Expenditures  
Capital Improvement Program by District  
Fiscal Year Ending 6/30/2019 - as of 9/30/2018

09	Countywide	Prior Year	Amended	Year	Current	Balance	% of
Index	Activity ** Program *** District	Encumbrance	Budget /	to Date	Encumbrance	Available	Budget
*	**	/	Lapses	Expended	09/30/2018	Available	Available
***	District	Carryover					
96049	* CW FACILITY BLDG IMPROVEMENTS	228,387	0	0	228,387	0	0.0 %
379081	CW DMVL SATELLITE HANA	3,869			3,869		0.0 %
97026	* CW DMVL SATELLITE OFFICE UPGRD	3,869	0	0	3,869	0	0.0 %
379151	CW POLICE FAC KIHEI STN	30,060			30,060		0.0 %
379179	CW POLICE FAC WAI STN DISPATCH	315,558		302,610	12,949		0.0 %
379183	CW POLICE FAC WAI STN PARKING	45,252		8,352	36,900		0.0 %
97067	* CW POLICE FACILITIES	390,870	0	310,962	79,909	0	0.0 %
379104	CW FAC KOM RETAINING WALLS	14,482			14,482		0.0 %
379195	CW FAC KOM 2ND FLR DECK	223,763			223,763		0.0 %
97070	* CW FAC BLDG IMPROVEMENTS	238,245	0	0	238,245	0	0.0 %
380148	CW FIRE HOOKIPA TOWER	24,900		24,900			0.0 %
389722	CW FIRE FACILITIES	125,100				125,100	100.0 %
98022	* CW FIRE FACILITIES	150,000	0	24,900	0	125,100	83.4 %
380158	CW POLICE LAHAINA LOCKER RM			2,552	21,620	(24,172)	-
389745	CW POLICE FACILITIES	425,000				425,000	100.0 %
98045	* CW POLICE FACILITIES	425,000	0	2,552	21,620	400,828	94.3 %
389273	ACQ 2103 WELLS ST BLDG		1,600,000			1,600,000	100.0 %
98046	* ACQ of 2103 WELLS ST Building	0	1,600,000	0	0	1,600,000	100.0 %
380101	CW FAC KALANA O MAUI TRANSFORM	3,878			23,267	(19,389)	(500)%
380113	CW FAC KOM 2ND FLR DECK RPR	30,346			30,346		0.0 %
380120	CW FAC KALANA O MAUI EXTERIOR	18,140		11,442	18,140	(11,442)	(63.1)%
380137	CW FAC KALANA PAKUI AC	33,272		24,122	9,150		0.0 %
389748	CW FACILITY BLDG IMPROVEMENTS	357,280				357,280	100.0 %
98048	* CW FACILITY BLDG IMPROVEMENTS	442,916	0	35,564	80,903	326,449	73.7 %
393016	CW FIRE FACILITIES	29,513			29,513		0.0 %

County of Maui  
Statement of Appropriations and Expenditures  
Capital Improvement Program by District  
Fiscal Year Ending 6/30/2019 - as of 9/30/2018

09	Countywide Index * Activity ** Program *** District	Prior Year Encumbrance / Carryover	Amended Budget / Lapses	Year to Date Expended	Current Encumbrance 09/30/2018	Balance Available	% of Budget Available
99000	* FY1999/2009 CIP projects	29,513	0	0	29,513	0	0.0 %
390032	CW FIRE FACILITIES		303,000			303,000	100.0 %
99137	* CW FIRE FACILITIES	0	303,000	0	0	303,000	100.0 %
390068	CW POLICE FACILITIES		848,000			848,000	100.0 %
99182	* CW POLICE FACILITIES	0	848,000	0	0	848,000	100.0 %
390070	CW FACILITY BLDG IMPROVEMENTS		425,000			425,000	100.0 %
390153	CW FAC MUNI CAMPUS ADA				20,342	(20,342)	-
390154	CW FACILITY KAOHU ST PRK'G LOT				45,335	(45,335)	-
99184	* CW FACILITY BLDG IMPROVEMENTS	0	425,000	0	65,677	359,323	84.5 %
903	** Government Facilities	2,365,592	3,176,000	373,978	1,204,915	3,962,700	71.5 %
356602	CW PARKS ADA WAIEHU GOLF COURS	775		775			0.0 %
95023	* CW PARKS AM W/ DISABILITIES IM	775	0	775	0	0	0.0 %
356540	CW PARK RR FAC-HOOKIPA	6,915			6,915		0.0 %
356546	CW PARK RR FAC-KEO SKATE	5,512			5,512		0.0 %
356547	CW PARK RR KEO SBALL FLD	5,600			5,600		0.0 %
356549	CW PARK RR KULA COMM CTR	7,190			7,190		0.0 %
356551	CW PARK RR ETAM MH& FLD	8,420			8,420		0.0 %
356552	CW PARK RR HAIKU CC/ADA	3,227			3,227		0.0 %
356553	CW PARK RR TAVARES CCTR	5,498			5,498		0.0 %
356554	CW PARK RR KEOKEA PARK	5,436		5,436			0.0 %
356555	CW PARK RR DT FLEMMING	4,992			4,992		0.0 %
356556	CW PARK RR KEO PLAYGRND	5,550			5,550		0.0 %
356557	CW PARK RR PAIA CCTR	1,275			1,275		0.0 %
95024	* CW PARK RR FACILITY IMPROVEMNT	59,615	0	5,436	54,179	0	0.0 %
368822	CW PARKS ADA WAIEHU GOLF	6,137		6,137			0.0 %

County of Maui  
Statement of Appropriations and Expenditures  
Capital Improvement Program by District  
Fiscal Year Ending 6/30/2019 - as of 9/30/2018

09	Countywide	Prior Year	Amended	Year	Current	Balance	% of
Index	Activity ** Program *** District	Encumbrance	Budget /	to Date	Encumbrance	Available	Budget
		/ Carryover	Lapses	Expended	09/30/2018		Available
96016	* CW PARKS ADA IMPROVEMENTS	6,137	0	6,137	0	0	0.0 %
367252	LARGE CAPACITY CESSPOOL	18,220			18,220		0.0 %
96052	* LARGE CAPACITY CESSPOOL CLOSUR	18,220	0	0	18,220	0	0.0 %
369511	MOLOKAI ATHLETIC COMPLEX	400,000			399,980	20	0.0 %
96099	* State/FED/PVT FY96 FY06 FY16	400,000	0	0	399,980	20	0.0 %
379184	CW PARK PLAYGRD NAPILI	115,000			115,000		0.0 %
379185	CW PARK PLAYGRD NAPILI PARK	49,854			49,854		0.0 %
97032	* CW PARK PLAYGROUND IMPROVEMENT	164,854	0	0	164,854	0	0.0 %
379515	MAUI MOTOR SPORTS PARK	2,000,000			1,990,008	9,992	0.5 %
97099	* State/Fed/PVT FY96 FY06 FY16	2,000,000	0	0	1,990,008	9,992	0.5 %
380138	CW LIGHT ORD CATCHALL	72,300		35,400	36,900		0.0 %
389728	CW LIGHT ORDINANCE COMP	374,700				374,700	100.0 %
98028	* CW LIGHT ORDINANCE COMPLIANCE	447,000	0	35,400	36,900	374,700	83.8 %
380147	CW ADA IMPROV ACCESS TRANS PLA	186,329		32,346	153,982		0.0 %
389729	CW PARKS ADA IMPROVEMENTS	60,000				60,000	100.0 %
98029	* CW PARKS ADA IMPROVEMENTS	246,329	0	32,346	153,982	60,000	24.4 %
390037	CW PARKS ADA IMPROVEMENTS		300,000			300,000	100.0 %
99142	* CW AMERICANS W/ DISABILITIES A	0	300,000	0	0	300,000	100.0 %
390038	CW PARK PLAYGROUND IMPRV		1,000,000			1,000,000	100.0 %
99143	* CW PARK PLAYGROUND IMPRVMENTS	0	1,000,000	0	0	1,000,000	100.0 %
390039	CW LIGHT ORDINANCE COMP		600,000			600,000	100.0 %
99144	* CW LIGHT ORDINANCE COMPLIANCE	0	600,000	0	0	600,000	100.0 %
390040	CW BUILDING MAINT REPAIRE BSY		225,000			225,000	100.0 %

County of Maui  
Statement of Appropriations and Expenditures  
Capital Improvement Program by District  
Fiscal Year Ending 6/30/2019 - as of 9/30/2018

09	Countywide Index * Activity ** Program *** District	Prior Year Encumbrance / Carryover	Amended Budget / Lapses	Year to Date Expended	Current Encumbrance 09/30/2018	Balance Available	% of Budget Available
99145	* CW BLDG MAINT REPAIRER BSYD	0	225,000	0	0	225,000	100.0 %
904	** Parks and Recreation	3,342,930	2,125,000	80,094	2,818,123	2,569,712	47.0 %
520770	C'WIDE TANK/FACILITY IMPROVEM.	5,900			5,900		0.0 %
90196	* CW facility improvements	5,900	0	0	5,900	0	0.0 %
522930	C'WIDE LAND APPRAISL/ACQUISITN	9,236			9,236		0.0 %
92087	* CW FACILITY IMPROVEMENTS	9,236	0	0	9,236	0	0.0 %
543150	COUNTYWIDE SOURCE DEVELOP/ACQ	117,003			117,003		0.0 %
93083	* CW SOURCE DEVT/ACQUISITION	117,003	0	0	117,003	0	0.0 %
523540	COUNTYWIDE FACILITY IMPROVEMTS	16,707			16,707		0.0 %
93087	* CW FACILITY IMPROVEMENTS	16,707	0	0	16,707	0	0.0 %
524820	COUNTYWIDE FACILITY IMPROVMTS	6,215			6,215		0.0 %
94095	* CW FACILITY IMPROVEMENTS	6,215	0	0	6,215	0	0.0 %
535050	WAILUKU HEIGHTS TANK 30 BOOSTE	1,065,431		25,290	1,040,141		0.0 %
95084	* CW UPGRADES and REPLACEMENT	1,065,431	0	25,290	1,040,141	0	0.0 %
545160	COUNTYWIDE RELIABLE CAPACITY	395,126		27,365	367,761		0.0 %
95086	* CW RELIABLE CAPACITY	395,126	0	27,365	367,761	0	0.0 %
525010	COUNTYWIDE CONSERVATION	614,556			614,556		0.0 %
95088	* CW CONSERVATION PROGRAM	614,556	0	0	614,556	0	0.0 %
525020	CTYWIDE FACILITY IMPRVMTS	537,766		42,624	495,142		0.0 %
95089	* CW FACILITY IMPROVEMENTS	537,766	0	42,624	495,142	0	0.0 %
525040	CTYWIDE UPGRADES & REPLCMTS	14,223			14,223		0.0 %



County of Maui  
Statement of Appropriations and Expenditures  
Capital Improvement Program by District  
Fiscal Year Ending 6/30/2019 - as of 9/30/2018

09	Countywide	Prior Year	Amended	Year	Current	Balance	% of
Index	Activity ** Program *** District	Encumbrance	Budget /	to Date	Encumbrance	Available	Budget
*	**	/	Lapses	Expended	09/30/2018	Available	Available
95090	* CW UPGRADES AND REPLACEMENT	14,223	0	0	14,223	0	0.0 %
526040	CW UPGRADES & REPLACEMENT	556,484		76,106	480,378		0.0 %
96078	* CW UPGRADES & REPLACEMENT	556,484	0	76,106	480,378	0	0.0 %
537000	OMAOPIO TANK BOOSTER PUMP REPL	2,000,000			2,000,000		0.0 %
97108	* OMAOPIO TANK BOOSTER PR	2,000,000	0	0	2,000,000	0	0.0 %
527030	CTYWIDE UPGRADES & RPLCMNTS	641,877			641,877		0.0 %
547010	CTYWIDE UPGRADES AND REPLCMNTS	976,829		8,500	852,263	116,066	11.9 %
97109	* CW UPGRADES & REPLACEMENTS	1,618,706	0	8,500	1,494,140	116,066	7.2 %
527020	CTYWIDE FACILITY IMPRVMTS	1,205,472		391,930	813,542		0.0 %
97111	* CW FACILITY IMPROVEMENTS	1,205,472	0	391,930	813,542	0	0.0 %
529000	COUNTYWIDE FACILITY IMPRVMTS	2,871,873		31,379	219,818	2,620,676	91.3 %
548220	COUNTYWIDE FACILITY IMPR	274,000				274,000	100.0 %
98080	* CW FACILITY IMPROVEMENTS - DWS	3,145,873	0	31,379	219,818	2,894,676	92.0 %
529010	COUNTYWIDE UPGRADES & RPLCMNTS	3,855,000			385,748	3,469,252	90.0 %
548230	COUTYWIDE UPGR & REPLCMNTS	2,255,000				2,255,000	100.0 %
98081	* CW UPGRADES & REPLCMNTS - DWS	6,110,000	0	0	385,748	5,724,252	93.7 %
528990	COUNTYWIDE CONSERVATION PROGRM	1,000,000				1,000,000	100.0 %
98082	* CW CONSERVATION PROGRAM - DWS	1,000,000	0	0	0	1,000,000	100.0 %
529500	CTYWDE FACILITY IMPROVEMENTS		4,150,000	121,750	402,750	3,625,500	87.4 %
549010	CTYWD FACILITY IMPROVEMENTS		200,000			200,000	100.0 %
99221	* CW FACILITY IMPROVEMENTS	0	4,350,000	121,750	402,750	3,825,500	87.9 %
529510	CTYWDE UPGRADES & REPLACEMENTS		900,000			900,000	100.0 %
549020	CTYWIDE UPGRADES & REPLCMNTS		200,000			200,000	100.0 %

County of Maui  
Statement of Appropriations and Expenditures  
Capital Improvement Program by District  
Fiscal Year Ending 6/30/2019 - as of 9/30/2018

09	Countywide Index * Activity ** Program *** District	Prior Year Encumbrance / Carryover	Amended Budget / Lapses	Year to Date Expended	Current Encumbrance 09/30/2018	Balance Available	% of Budget Available
99222	* CW UPGRADES & REPLCMNTS - DWS	0	1,100,000	0	0	1,100,000	100.0 %
905	** WATER SUPPLY	18,418,698	5,450,000	724,944	8,483,260	14,660,494	61.4 %
327032	CW ROAD RESURFACING	111,279			111,279		0.0 %
92021	* CW ROAD RESURFACING	111,279	0	0	111,279	0	0.0 %
331132	CW SAFETY IMPROVEMENTS	56,655	(883)	9,000	46,772		0.0 %
93032	* CW SAFETY IMPROVEMENTS	56,655	(883)	9,000	46,772	0	0.0 %
331133	CW SIDEWALK IMPROVEMENTS	53,020		1,104	51,916		0.0 %
93033	* CW SIDEWALK IMPROVEMENTS	53,020	0	1,104	51,916	0	0.0 %
331138	CW BIKEWAY IMPROVEMENTS	77,697			77,697		0.0 %
93038	* CW BIKEWAY IMPROVEMENTS	77,697	0	0	77,697	0	0.0 %
337507	KAMALII ELEM SCH SAFE ROUTES	81,175				81,175	100.0 %
93099	* State/Fed/Private FY2003/2013	81,175	0	0	0	81,175	100.0 %
345332	CW BRIDGE IMPROVEMENTS	144,179			144,179		0.0 %
94032	* CW BRIDGE IMPROVEMENTS	144,179	0	0	144,179	0	0.0 %
345333	CW RD RESURFACING/PAVEMENT PR	104,956			104,956		0.0 %
94033	* CW RD RESURFACING/PAVEMENT PRE	104,956	0	0	104,956	0	0.0 %
345334	CW SAFETY IMPROVEMENTS	11,825			11,825		0.0 %
94034	* CW SAFETY IMPROVEMENTS	11,825	0	0	11,825	0	0.0 %
345335	CW SIDEWALK IMPROVEMENTS	33,908			33,908		0.0 %
94035	* CW SIDEWALK IMPROVEMENTS	33,908	0	0	33,908	0	0.0 %
345337	CW BIKEWAY IMPROVEMENTS	3,000			3,000		0.0 %

County of Maui  
Statement of Appropriations and Expenditures  
Capital Improvement Program by District  
Fiscal Year Ending 6/30/2019 - as of 9/30/2018

09	Countywide	Prior Year	Amended	Year	Current	Balance	% of
	Index	Encumbrance	Budget /	to Date	Encumbrance	Available	Budget
	* Activity ** Program *** District	/ Carryover	Lapses	Expended	09/30/2018		Available
94037	* CW BIKEWAY IMPROVEMENTS	3,000	0	0	3,000	0	0.0 %
356590	CW BRIDGE IMPR WAIOPAI	9,998			9,998		0.0 %
95031	* CW BRIDGE IMPROVEMENTS	9,998	0	0	9,998	0	0.0 %
356503	CW RD RESURF-HALIIMAILE RD	521	(521)				-
356506	CW RD RES/PVMNT-KOKOMO RD	6,373		545	5,828		0.0 %
356570	CW RD RESURF-WELLS&WAKEA	23,695			23,695		0.0 %
95033	* CW RD RESURF & PAVEMENT PRESV	30,589	(521)	545	29,523	0	0.0 %
356442	CW BIKEWAY-KIHEI BIKEWY II	16,959			16,959		0.0 %
95037	* CW BIKEWAY IMPROVEMENTS	16,959	0	0	16,959	0	0.0 %
356710	BRIDGE INSPECTN NBIS(062)	767				767	100.0 %
356730	SAFE ROUTES TO SCH PRG	95,393			95,393		0.0 %
95099	* State/Fed/PVT FY95-05-15	96,160	0	0	95,393	767	0.8 %
368851	CW BRIDGE IMPRV/KAHANA NUI	34,127			34,127		0.0 %
368873	CW BRIDGE IMPRV/KULANIHAKOI	21,282			21,282		0.0 %
96022	* CW BRIDGE IMPROVEMENTS	55,409	0	0	55,409	0	0.0 %
367324	EHA ST RDWAY DEDICATION	8,000			8,000		0.0 %
368803	CW RD RESRF/PVMNT CATCH ALL	234,420		21,620	212,800		0.0 %
368820	CW RD RESRF/WAI-KAHULUI	19,060			19,060		0.0 %
368836	CW RD RESRF/UPCOUNTRY	45,873			45,873		0.0 %
368837	CW RD RESRF/LANAI DISTRICT	112,754			112,754		0.0 %
368840	CW RD RESRF/PIILANY HWY	58,284			58,284		0.0 %
368846	CW RD RESRF/HANSEN/HANA	4,795			4,795		0.0 %
96024	* CW RD RESURF & PAVEMENT PRESER	483,186	0	21,620	461,566	0	0.0 %
368819	CW SAFETY GENERAL CATCH ALL	2,225		2,225			0.0 %
368834	CW SAFETY WAIALE RD EXT	5,595			5,595		0.0 %

County of Maui  
Statement of Appropriations and Expenditures  
Capital Improvement Program by District  
Fiscal Year Ending 6/30/2019 - as of 9/30/2018

09	Countywide Index * Activity ** Program *** District	Prior Year Encumbrance / Carryover	Amended Budget / Lapses	Year to Date Expended	Current Encumbrance 09/30/2018	Balance Available	% of Budget Available
368860	CW SAFETY MAK/HALEAKALA HWY	25,209			25,209		0.0 %
368870	CW SAFETY HALIIMAILE RDWY WIDE	3,900			3,900		0.0 %
<b>96025</b>	<b>* CW SAFETY IMPROVEMENTS</b>	<b>36,929</b>	<b>0</b>	<b>2,225</b>	<b>34,704</b>	<b>0</b>	<b>0.0 %</b>
368861	CW SIDEWALK PAUWELA RD	13,604			13,604		0.0 %
<b>96026</b>	<b>* CW SIDEWALK IMPROVEMENTS</b>	<b>13,604</b>	<b>0</b>	<b>0</b>	<b>13,604</b>	<b>0</b>	<b>0.0 %</b>
368841	CW BIKEWAY LILOA DRIVE	16,500			16,500		0.0 %
368872	CW BIKEWAY KIHEI GREENWAY	77,479			77,479		0.0 %
<b>96031</b>	<b>* CW BIKEWAY IMPROVEMENTS</b>	<b>93,979</b>	<b>0</b>	<b>0</b>	<b>93,979</b>	<b>0</b>	<b>0.0 %</b>
369510	SAFE ROUTES TO SCH PRG	185,911			185,911		0.0 %
<b>96099</b>	<b>* State/FED/PVT FY96 FY06 FY16</b>	<b>185,911</b>	<b>0</b>	<b>0</b>	<b>185,911</b>	<b>0</b>	<b>0.0 %</b>
377033	CW SAFETY IMPROVEMNTS	1,496		896	600		0.0 %
<b>97000</b>	<b>* FY1997/2007 CIP projects</b>	<b>1,496</b>	<b>0</b>	<b>896</b>	<b>600</b>	<b>0</b>	<b>0.0 %</b>
379234	CW BRIDGE KULAHIKAHAKOI	9,321			9,321		0.0 %
379236	CW BRIDGE KAHAKULOA STREAM BRD	161,875		14,880	146,995		0.0 %
<b>97072</b>	<b>* CW BRIDGE IMPROVEMENT</b>	<b>171,196</b>	<b>0</b>	<b>14,880</b>	<b>156,316</b>	<b>0</b>	<b>0.0 %</b>
379163	CW PAVEMENT SLURRY SL KAHULUI	364,445			364,445		0.0 %
<b>97073</b>	<b>* CW PAVEMENT PRESERVATION</b>	<b>364,445</b>	<b>0</b>	<b>0</b>	<b>364,445</b>	<b>0</b>	<b>0.0 %</b>
379084	CW RD RESRF/PVMT S MAUI RDS	60,522			60,522		0.0 %
379113	CW RD RESRF/PVMT WM DISTRICT	21,706			21,706		0.0 %
379119	CW RD RESURFG BALDWIN AVE	135,837		3,981	131,856		0.0 %
379120	CW RD RESURFG UPCOUNTRY DIST	419,921			419,921		0.0 %
379124	CW RD RESURFG VARIOUS LOC	360,708		5,756	354,951		0.0 %
379133	CW RD RESURFG OLD HALEAKALA	2,539			2,539		0.0 %
379138	CW RD RESURFG WELLS ST	72,598			72,598		0.0 %
379144	CW RD RESURFG BALDWIN PHASE I	5,356			5,356		0.0 %

County of Maui  
Statement of Appropriations and Expenditures  
Capital Improvement Program by District  
Fiscal Year Ending 6/30/2019 - as of 9/30/2018

09	Countywide	Prior Year	Amended	Year	Current	Balance	% of
	Index	Encumbrance	Budget /	to Date	Encumbrance	Available	Budget
	* Activity ** Program *** District	/ Carryover	Lapses	Expended	09/30/2018		Available
379155	CW RD RESURFG WAKEA AVE	88,940			88,940		0.0 %
379159	CW RD RESURFG HAIKU DISTRICT	600,500			600,500		0.0 %
379165	CW RD RESURF WAI/KAHULUI	314,728			314,728		0.0 %
379174	CW RD RESURF KUIKAHI DR	41,472		12,822	28,651		0.0 %
379190	CW RD RESURF KAMEHAMEHA/HINA	116,718			116,718		0.0 %
379194	CW RD RESURF ONEHEE/KEA ST	56,773			56,773		0.0 %
<b>97074</b>	<b>* CW RD RESUF/PAVEMNT PRESERVTN</b>	<b>2,298,318</b>	<b>0</b>	<b>22,559</b>	<b>2,275,759</b>	<b>0</b>	<b>0.0 %</b>
379088	CW SAFETY CURB RAMPS	39,223			39,223		0.0 %
379099	CW SAFETY LILOA DR EXT	150,000			150,000		0.0 %
379105	CW SAFETY PAUWELA RD SDWLK IMP	26,984			26,984		0.0 %
379110	CW SAFETY KAHEKILI HWY RPR	61,407			61,407		0.0 %
379112	CW SAFETY KEANAE RD SFTY	84,849			84,849		0.0 %
<b>97075</b>	<b>* CW SAFETY IMPROVEMENTS</b>	<b>362,463</b>	<b>0</b>	<b>0</b>	<b>362,463</b>	<b>0</b>	<b>0.0 %</b>
379100	CW SIDEWALK LILOA DR EXT	222,979			222,979		0.0 %
379103	CW SIDEWK CURB RAMPS VAR LOC	805			805		0.0 %
379106	CW SIDEWALK PAUWELA RD	4,619			4,619		0.0 %
<b>97076</b>	<b>* CW SIDEWALK IMPROVEMENTS</b>	<b>228,403</b>	<b>0</b>	<b>0</b>	<b>228,403</b>	<b>0</b>	<b>0.0 %</b>
379172	CW TRAFFIC VARIOUS LOCATIONS	185,107			185,107		0.0 %
<b>97077</b>	<b>* CW TRAFFIC CALMING PROGRAM</b>	<b>185,107</b>	<b>0</b>	<b>0</b>	<b>185,107</b>	<b>0</b>	<b>0.0 %</b>
379510	SAFE ROUTES TO SCH PRG	92,955			15,000	77,955	83.9 %
<b>97099</b>	<b>* State/Fed/PVT FY96 FY06 FY16</b>	<b>92,955</b>	<b>0</b>	<b>0</b>	<b>15,000</b>	<b>77,955</b>	<b>83.9 %</b>
387030	CW SAFETY IMPROVEMENTS	2,184		2,184			0.0 %
<b>98000</b>	<b>* FY98/08 CIP PROJECTS</b>	<b>2,184</b>	<b>0</b>	<b>2,184</b>	<b>0</b>	<b>0</b>	<b>0.0 %</b>
380104	CW BIKEWAY WM GREENWAY PH1	6,811			76,133	(69,322)	(1017.8)%
380107	CW BIKEWAY WAIPUILANI BIKEWAY	2,017			2,017		0.0 %
380151	CW BIKEWAY LIPOA/HALEKUIA ST	11,417			11,417		0.0 %

County of Maui  
Statement of Appropriations and Expenditures  
Capital Improvement Program by District  
Fiscal Year Ending 6/30/2019 - as of 9/30/2018

09	Countywide Index * Activity ** Program *** District	Prior Year Encumbrance / Carryover	Amended Budget / Lapses	Year to Date Expended	Current Encumbrance 09/30/2018	Balance Available	% of Budget Available
389749	CW BIKEWAY IMPROVEMENTS	73,635				73,635	100.0 %
<b>98049</b>	<b>* CW BIKEWAY IMPROVEMENTS</b>	<b>93,880</b>	<b>0</b>	<b>0</b>	<b>89,567</b>	<b>4,313</b>	<b>4.6 %</b>
380114	CW RD RESURF KUIKAHI DR	11,297		12,952	4,745	(6,400)	(56.7)%
380118	CW RD RESURF CENTRAL MAUI	227,899		194	235,009	(7,304)	(3.2)%
380123	CW RD RESURF ASPHALT CONCRETE	258,830		38,020	220,810		0.0 %
380124	CW RD RESURF KEANAE RD	16,500			16,500		0.0 %
380125	CW RD RESURF ASPHALT B SEALER	302,706		47,736	254,970		0.0 %
380130	CW RD RESURF MOLOKAI DISTRICT			148		(148)	-
380131	CW RD RESURF LANAI DISTRICT			158		(158)	-
380136	CW RD RESURF KOKOMO RD/MAKAWAO			3,271		(3,271)	-
380140	CW RD RESURF UPCOUNTRY DISTRIC			50		(50)	-
380143	CW RD RESURF PAPA AVE	8,651			8,651		0.0 %
380146	CW RD RESURF WEST MAUI				37,359	(37,359)	-
380153	CW RD RESURF PAIA HAIKU	49,600		24,850	24,800	(50)	(0.1)%
380154	CW RD RESURF HANA LANDSLIDE	68,282			68,282		0.0 %
380161	CW RD RESURF L HONOAPIILANI				25,195	(25,195)	-
389750	CW RD RESURF/PVMNT PRESRVTN	3,891,996				3,891,996	100.0 %
<b>98050</b>	<b>* CW RD RESURF/PVMNT PRESERVATN</b>	<b>4,835,761</b>	<b>0</b>	<b>127,379</b>	<b>896,321</b>	<b>3,812,061</b>	<b>78.8 %</b>
380102	CW SAFETY KAH FIRE STN SDWLK	110,987			110,987		0.0 %
380105	CW SAFETY PAUWELA RD	87,764			87,764		0.0 %
380139	CW SAFETY RD DIET ANALYSIS	87,700			87,700		0.0 %
380141	CW SAFETY HALIIMAILE RDWAY	6,210			6,210		0.0 %
380157	CW SAFETY WM GREENWAY PH1				55,935	(55,935)	-
380160	CW SAFETY OIHANA ST ONE WAY			921		(921)	-
380162	CW SAFETY SHAW ST SDWALK				22,797	(22,797)	-
389751	CW SAFETY IMPROVEMENTS	169,377				169,377	100.0 %
<b>98051</b>	<b>* CW SAFETY IMPROVEMENTS</b>	<b>462,038</b>	<b>0</b>	<b>921</b>	<b>371,393</b>	<b>89,724</b>	<b>19.4 %</b>
389510	SAFE ROUTES TO SCH PRG	92,956				92,956	100.0 %

County of Maui  
Statement of Appropriations and Expenditures  
Capital Improvement Program by District  
Fiscal Year Ending 6/30/2019 - as of 9/30/2018

09	Countywide	Prior Year	Amended	Year	Current	Balance	% of
Index	Activity ** Program *** District	Encumbrance	Budget /	to Date	Encumbrance	Available	Budget
*	**	/	Lapses	Expended	09/30/2018	(24,800)	Available
98099	* FY98/08/18 ST/FED/PVT	92,956	0	0	0	92,956	100.0 %
390700	MAUI BICYCLE/PEDESTRIAN		121,200	317		120,883	99.7 %
99099	* State/Fed/Private 99/09/19	0	121,200	317	0	120,883	99.7 %
390073	CW BIKEWAY IMPROVEMENTS		140,000			140,000	100.0 %
99187	* CW BIKEWAY IMPROVEMENTS	0	140,000	0	0	140,000	100.0 %
390074	CW RD RESURF/PVMNT PRESRVTN		6,266,792			6,266,792	100.0 %
390155	CW RD RESURF/PVMNT CATCHALL				24,800	(24,800)	-
99188	* CW ROAD RESURF AND PVMT PRES	0	6,266,792	0	24,800	6,241,992	99.6 %
390075	CW SAFETY IMPROVEMENTS		810,000			810,000	100.0 %
390150	CW SAFETY TRAFFIC SIGNAL			1,932		(1,932)	-
390156	CW SAFETY RD DIET ANALYSIS				15,660	(15,660)	-
390875	WAIALE RD (HALE MAKANA)		40,000			40,000	100.0 %
99189	* CW SAFETY IMPROVEMENTS	0	850,000	1,932	15,660	832,408	97.9 %
390076	CW BRIDGE IMPROVEMENTS		220,000			220,000	100.0 %
390152	CW BRIDGE INSPECTION VAR LOC				1,000	(1,000)	-
99190	* CW BRIDGE IMPROVEMENT	0	220,000	0	1,000	219,000	99.5 %
390077	CW TRAFFIC CALMING PROGRAM		350,000			350,000	100.0 %
99191	* CW TRAFFIC CALMING PROGRAM	0	350,000	0	0	350,000	100.0 %
390078	CW SIDEWALK IMPROVEMENTS		490,000			490,000	100.0 %
99192	* CW SIDEWALK IMPROVEMENTS	0	490,000	0	0	490,000	100.0 %
390079	GUARDRAIL/SHLDR IMPR AT VAR LO		200,000			200,000	100.0 %
99193	* GUARDRAIL/SHOULDER IMPR	0	200,000	0	0	200,000	100.0 %
907	** Roads	10,891,620	8,636,588	205,562	6,569,412	12,753,234	65.3 %

**County of Maui**  
**Statement of Appropriations and Expenditures**  
**Capital Improvement Program by District**  
**Fiscal Year Ending 6/30/2019 - as of 9/30/2018**

09	Countywide	Prior Year	Amended	Year	Current	Balance	% of
Index	Activity ** Program *** District	Encumbrance	Budget /	to Date	Encumbrance	Available	Budget
		/ Carryover	Lapses	Expended	09/30/2018		Available
378301	CW LF PV/WIND TURBINE LIGHT	39,151		39,151			0.0 %
<b>97001</b>	<b>* CW LANDFILL PV/WIND TURBINE</b>	<b>39,151</b>	<b>0</b>	<b>39,151</b>	<b>0</b>	<b>0</b>	<b>0.0 %</b>
378302	ENV'TAL COMP SYS DSGN/CTNS	50,564			50,564		0.0 %
<b>97002</b>	<b>* ENV COMPLIANCE SYS DESGN/CONST</b>	<b>50,564</b>	<b>0</b>	<b>0</b>	<b>50,564</b>	<b>0</b>	<b>0.0 %</b>
390001	ENV'TAL COMP SYS DSGN/CTNS		200,000			200,000	100.0 %
<b>99106</b>	<b>* ENV COMPL SYS DESIGN AND CONST</b>	<b>0</b>	<b>200,000</b>	<b>0</b>	<b>0</b>	<b>200,000</b>	<b>100.0 %</b>
390002	LANDFILL POTABLE H2O SUPPLY		100,000			100,000	100.0 %
<b>99107</b>	<b>* LANDFLL POTABLE WATER SUPPLY</b>	<b>0</b>	<b>100,000</b>	<b>0</b>	<b>0</b>	<b>100,000</b>	<b>100.0 %</b>
<b>908</b>	<b>** Solid Waste Facilities</b>	<b>89,715</b>	<b>300,000</b>	<b>39,151</b>	<b>50,564</b>	<b>300,000</b>	<b>77.0 %</b>
319012	CW WET WELL REHABILITATION	9,029			9,029		0.0 %
<b>91051</b>	<b>* CW wet well rehabilitation</b>	<b>9,029</b>	<b>0</b>	<b>0</b>	<b>9,029</b>	<b>0</b>	<b>0.0 %</b>
329023	CW WSTWTR SYSTEM MODIFICATION	23,974			23,974		0.0 %
<b>92060</b>	<b>* CW WW SYSTEM MODIFICATIONS</b>	<b>23,974</b>	<b>0</b>	<b>0</b>	<b>23,974</b>	<b>0</b>	<b>0.0 %</b>
345378	CW EPA DECREE COMPLIANCE PRJ	35,640			35,640		0.0 %
<b>94078</b>	<b>* CW EPA CONSENT COMPLIANCE PRJ</b>	<b>35,640</b>	<b>0</b>	<b>0</b>	<b>35,640</b>	<b>0</b>	<b>0.0 %</b>
345380	CW WW SYSTEM MODIFICATIONS	33,345			33,345		0.0 %
<b>94080</b>	<b>* CW WW SYSTEM MODIFICATIONS</b>	<b>33,345</b>	<b>0</b>	<b>0</b>	<b>33,345</b>	<b>0</b>	<b>0.0 %</b>
356499	CW EPA DCR PAIA WWPS FM	25,138			25,138		0.0 %
356574	CW EPA DCR COMPLIANCE PRJ	14,959			14,959		0.0 %
<b>95073</b>	<b>* CW EPA CONSENT DECREE COMPLIAN</b>	<b>40,097</b>	<b>0</b>	<b>0</b>	<b>40,097</b>	<b>0</b>	<b>0.0 %</b>
356564	CW EPA DECREE WAI-KAH WWRF	40,647			40,647		0.0 %
<b>95074</b>	<b>* CW EPA CONSENT DECREE WWRF REN</b>	<b>40,647</b>	<b>0</b>	<b>0</b>	<b>40,647</b>	<b>0</b>	<b>0.0 %</b>



County of Maui  
Statement of Appropriations and Expenditures  
Capital Improvement Program by District  
Fiscal Year Ending 6/30/2019 - as of 9/30/2018


09	Countywide	Prior Year	Amended	Year	Current	Balance	% of
	Index	Encumbrance	Budget /	to Date	Encumbrance	Available	Budget
	* Activity ** Program *** District	/ Carryover	Lapses	Expended	09/30/2018		Available
356521	CW WW SYSTEM MOD-WM RECYCLED	62,718			62,718		0.0 %
356579	CW WW SYSTEM MOD-NAPILI	9,304			9,304		0.0 %
<b>95075</b>	<b>* CW WW SYSTEM MODIFICATIONS</b>	<b>72,022</b>	<b>0</b>	<b>0</b>	<b>72,022</b>	<b>0</b>	<b>0.0 %</b>
356542	CW WET WELL MISC PROJECTS	576,717			576,717		0.0 %
<b>95076</b>	<b>* CW WET WELL REHABILITATION</b>	<b>576,717</b>	<b>0</b>	<b>0</b>	<b>576,717</b>	<b>0</b>	<b>0.0 %</b>
368817	CW EPA DECREE WWRF RENOVATIONS	132,287			132,287		0.0 %
368826	CW EPA DECREE HAWAIIAN HOMES	37,683			37,683		0.0 %
368857	CW EPA DECREE NAPILI WWPS 5&6	153,723		13,640	140,083		0.0 %
368864	CW EPA DECR KIHEI FM#16 REPLCM	2,134		2,134			0.0 %
368868	CW EPA DECR SHERATON WWPS MODI	90,363		6,125	84,238		0.0 %
368890	CW EPA DECR LAHAINA WWRF ODOR	4,717			4,717		0.0 %
<b>96063</b>	<b>* CW EPA WWRF RENOVATION PRJS</b>	<b>420,907</b>	<b>0</b>	<b>21,899</b>	<b>399,008</b>	<b>0</b>	<b>0.0 %</b>
368828	CW WWSM NAPILI 5&6 FM	19,035			19,035		0.0 %
368842	CW WWSM LAHAINA WWPS #3	13,002		2,082	10,920		0.0 %
<b>96065</b>	<b>* CW WW SYSTEM MODIFICATIONS</b>	<b>32,037</b>	<b>0</b>	<b>2,082</b>	<b>29,955</b>	<b>0</b>	<b>0.0 %</b>
379169	CW EPA DECREE LAHAINA #3 WWPS	27,325		27,325			0.0 %
379175	CW EPA DECREE KIHEI FM#16	112,000		6,050	105,950		0.0 %
379197	CW EPA DECR CENTRAL MAUI	88,586			88,586		0.0 %
379199	CW EPA DECR KAH/WAILUKU	246,636		107,000	139,636		0.0 %
<b>97003</b>	<b>* CW EPA COMPLIANCE PROJECTS</b>	<b>474,547</b>	<b>0</b>	<b>140,375</b>	<b>334,172</b>	<b>0</b>	<b>0.0 %</b>
379129	CW EPA DECR LAH-KAH WWRF ELECT	72,343		11,967	60,376		0.0 %
379157	CW EPA DECR SCADA SERVER UPGRD	49,795			49,795		0.0 %
379166	CW EPA DECR WWRF VARIOUS LOC	76,305		5,113	71,192		0.0 %
379300	CW EPA DECR WWRF WAI/KAHULUI	857,614			857,614		0.0 %
<b>97004</b>	<b>* CW EPA CONSENT DCR WWRF RP</b>	<b>1,056,057</b>	<b>0</b>	<b>17,080</b>	<b>1,038,977</b>	<b>0</b>	<b>0.0 %</b>
379143	CW SATELLITE PRELIM ENGR REPOR	18,826		18,826			0.0 %

County of Maui  
Statement of Appropriations and Expenditures  
Capital Improvement Program by District  
Fiscal Year Ending 6/30/2019 - as of 9/30/2018

09	Countywide	Prior Year	Amended	Year	Current	Balance	% of
Index	Activity ** Program *** District	Encumbrance	Budget /	to Date	Encumbrance	Available	Budget
*	**	/	Lapses	Expended	09/30/2018	0	Available
<b>97005</b>	<b>* CW SATELLITE RECYCLED WTR FAC</b>	<b>18,826</b>	<b>0</b>	<b>18,826</b>	<b>0</b>	<b>0</b>	<b>0.0 %</b>
379101	CC WW SYSTEM KIHEI RECYCLED WT	74,527		54,868	19,659		0.0 %
379126	CW WW SYSTEM NAPILI 3 FM	28,712			28,712		0.0 %
379127	CW WW SYSTEM NAPILI 4 FM	26,878			26,878		0.0 %
379130	CW WW SYSTEM KENOLIO RD & KOKI	9,200		9,200			0.0 %
379176	CW WW SYSTEM LAHAINA WWRF ST1A	2,292		2,292			0.0 %
379198	CW WW SYSTEM SHERATON WWPS	15,507			15,507		0.0 %
<b>97006</b>	<b>* CW WASTEWATER SYSTEM MODIFICAT</b>	<b>157,116</b>	<b>0</b>	<b>66,360</b>	<b>90,756</b>	<b>0</b>	<b>0.0 %</b>
379171	CW WWRF RENOVATION PRJS	156,443		50,028	106,415		0.0 %
379301	CW WWRF LAHAINA CHLORINATION	540,310			540,310		0.0 %
379302	CW WWRF WAILUKU/KAHULUI	59,549		13,700	45,849		0.0 %
<b>97007</b>	<b>* CW WWRF CHLORINATION SYS UPGRD</b>	<b>756,302</b>	<b>0</b>	<b>63,728</b>	<b>692,574</b>	<b>0</b>	<b>0.0 %</b>
380117	CW EPA COMPL CENTRAL MAUI	500,000			500,000		0.0 %
<b>98001</b>	<b>* CW EPA COMPLIANCE PROJECTS</b>	<b>500,000</b>	<b>0</b>	<b>0</b>	<b>500,000</b>	<b>0</b>	<b>0.0 %</b>
380121	CW EPA COMPL WAI/KAHULUI	325,000			325,000		0.0 %
380142	CW EPA COMPL CATWALK/LAHAINA	34,318		8,800	25,518		0.0 %
380145	CW EPA COMPL LAH WWRF ODOR				4,225	(4,225)	-
380149	CW EPA COMPL WAI PUMP STA	138,500		10,040	128,460		0.0 %
380150	CW EPA COMPL KAH/LAH WWRF RTU	485,104			485,104		0.0 %
380152	CW EPA COMPL CATCHALL	2,848			2,848		0.0 %
380159	CW EPA COMPL LAH #3 WWPS			215,286	15,619	(230,905)	-
389702	CW EPA COMPLIANCE WWRF	929,462				929,462	100.0 %
<b>98002</b>	<b>* CW EPA COMPLIANCE WWRF RENOVAT</b>	<b>1,915,232</b>	<b>0</b>	<b>234,126</b>	<b>986,774</b>	<b>694,332</b>	<b>36.3 %</b>
380108	CW WWSM KIHEI RECYCLED WTR	159,623			159,623		0.0 %
380116	CW WWSM CENTRAL MAUI	950			950		0.0 %
380119	CW WWSM SHERATON WWPS	414,580			414,580		0.0 %
380122	CW WWSM WAILUKU/KAHULUI	307,750			307,750		0.0 %

County of Maui  
Statement of Appropriations and Expenditures  
Capital Improvement Program by District  
Fiscal Year Ending 6/30/2019 - as of 9/30/2018


09	Countywide Index * Activity ** Program *** District	Prior Year Encumbrance / Carryover	Amended Budget / Lapses	Year to Date Expended	Current Encumbrance 09/30/2018	Balance Available	% of Budget Available
380156	CW WWSM SCADA SERVER	2,118			2,118		0.0 %
98003	* CW WW SYSTEM MODIFICATIONS	885,021	0	0	885,021	0	0.0 %
390003	CW EPA COMPLIANCE WWRF		2,000,000			2,000,000	100.0 %
99108	* CW EPA COMPLIANCE WWRF RENOVAT	0	2,000,000	0	0	2,000,000	100.0 %
390004	CW WW SYSTEM MODIFICATIONS		1,000,000			1,000,000	100.0 %
390158	CW WW SYSTEM LAH WWRF ELECTRIC				21,948	(21,948)	-
99109	* CW WW SYSTEM MODIFICATIONS	0	1,000,000	0	21,948	978,052	97.8 %
390005	CW EPA COMPLIANCE PRJ		500,000			500,000	100.0 %
390151	CW EPA COMPL CATCHALL				169,019	(169,019)	-
99110	* CW EPA COMPIANCE PROJECTS	0	500,000	0	169,019	330,981	66.2 %
390006	CW WWRF CONCRETE REHABILIT		500,000			500,000	100.0 %
99111	* CW WWRF CONCRETE REHABILITATI	0	500,000	0	0	500,000	100.0 %
390007	CW WW RTU UPGRADES		2,000,000			2,000,000	100.0 %
99112	* CW WW RTU UPGRADES	0	2,000,000	0	0	2,000,000	100.0 %
909	** Wastewater Facilities	7,047,516	6,000,000	564,476	5,979,675	6,503,365	49.8 %
District ***	Countywide	46,586,799	26,398,028	2,062,926	30,001,017	40,920,884	56.1 %
	Grand Total	213,394,457	123,156,513	18,580,480	138,238,176	179,732,317	53.4 %



---

# V. Appendix

---



## GLOSSARY

### **Activity**

An activity is a program or part of a program. Each activity has a budget amount in the operating budget or Capital Improvement Program.

### **Appropriation**

Money authorized to spend for a specific use.

### **Bonds - General Obligation**

A funding tool that is a written promise to pay a specific sum plus interest in the future, used to fund capital improvement projects. A General Obligation bond is secured by the County's General Fund.

### **Capital Improvement Program (CIP)**

Capital projects are long-lived expenditures related to construction, expansion or major repair of infrastructure. An appropriation for a capital improvement lapses six months after the close of the fiscal year. There are eight programs: Drainage, Flood Control, Government Facilities, Parks and

Recreation, Economic Development / Planning, Roads, Solid Waste Facilities and Wastewater Facilities.

### **Carryover Savings (Fund Balance)**

Unappropriated revenue and unencumbered balances of any appropriations in a fund at the end of the fiscal year. For budget purposes this is an estimated amount.

### **Character**

Revenue is grouped by object and character. The character (Char) is a major group such as Taxes, or Licenses and Permits.

### **Countywide Costs**

Countywide costs include costs such as insurance, debt payments, inter-departmental transfers and employee benefits.

### **Debt Service**

The interest and principal payments on bond issues used to finance certain capital improvement projects and loans.

### **Encumbrance**

A commitment of funds to an expenditure at a future date as a result of a purchase order, contract or other funding commitment. An estimated amount of expenditures. The funds may not be used for any other purpose.

### **Expenditure**

An outlay of funds. A payment for goods or services rendered.

### **Fiscal Year**

The County fiscal year runs from July 1 to June 30 of the following year. The operating budget is based on this time frame.

### **Fund**

A separate accounting entity with revenues and expenditures for carrying on specific activities. The largest fund is the General Fund. The Wastewater Fund, the Highway Fund and the Solidwaste Fund are other examples. Also see **FUND DESCRIPTIONS**.

## GLOSSARY

### **Grants / Grant Revenue**

A grant is a financial contribution by the County or a State, Federal or private organization to support a particular function. The County receives as well as distributes grants. Grant funds are legally restricted to expenditures for specific purposes and provide a cost sharing alternative for programs and projects. Grant revenue was referred to as "Special Revenue" in previous years' budgets.

### **Interfund / Interdepartmental Transfers**

These are governmental accounting transfers of revenue between funds. These transfers include overhead, fringe benefits and debt service charges as well as supplemental transfers from the General Fund for special fund operations and CIP.

### **Lapsed Bond Proceeds**

These are funds from Bond Authorizations that are

disencumbered within the 18 month capital project cycle . Lapsed funds must be re-appropriated prior to expenditure.

### **Object**

Revenue is grouped by object and character. An object is a smaller group such as General Property Taxes, Business Licenses and Permits, or Interest Income.

### **Operating Budget**

Expenditures for all departments' salaries and wages, operations and equipment.

### **Program**

An activity or service or group of activities or services and the resources to carry them out, that are intended to achieve specific objectives. Each county department is responsible for at least one program. Some programs are funded by the Operating Budget and some by Grant Revenue.

### **Revenue**

Receipts received from various sources including real property tax, the transient accommodations tax, fuel tax and sewer/cesspool user fees.

### **Special Assessment**

A charge made against certain properties to help pay for all or part of the cost of a specific capital improvement project. Also park land or a monetary assessment fee received from new developments.

### **Transient Accommodations Tax**

Also known as hotel room tax. The County of Maui receives 22.8% of the total amount collected by the State, after 6% of the Statewide collections are withheld for administrative expense. The current TAT rate in Hawaii is 10.25%.



## FUND DESCRIPTIONS

The budget is organized into funds. A fund is a separate accounting entity with revenues and expenditures for carrying on specific activities. Each fund is a set of self-balancing accounts.

Following is a list of all funds that are subject to appropriation in the Maui County budget.

### **General Fund**

This is the largest of the County's funds. It accounts for all financial resources which are not required to be in another fund. Services within the General Fund include police and fire protection, parks and recreation (except golf), general administrative services, social concerns, planning and other activity for which a special fund has not been created.

### **Liquor Control Fund**

It receives revenue from all liquor license fees. Fund revenues are expended for the operation and administration of the Liquor Control Commission, Liquor Control Adjudication Board, and the Department of Liquor Control.

### **Highway Fund**

This fund was created for the deposit of fuel taxes, public utility franchise

taxes and motor vehicle weight taxes. These revenues are expended for acquisition, design, construction, Improvement, repair

and maintenance of County highways, streets, street lights, storm drains and bridges.

### **Wastewater Fund**

It was established to receive all revenue derived from monthly sewer charges, assessments and service charges for pumping of cesspools, septic tanks, etc. Revenue is expended for the repair, operation and maintenance of the wastewater facilities and sewer systems, including debt service.

### **Bikeway Fund**

This fund was established to collect revenue from bicycle licenses. It is expended for bikeway construction and maintenance.

### **Solid waste Fund**

All refuse collection fees and landfill disposal charges are deposited here. The fund is used for the operation of the County's collection and disposal programs and for diversion programs such as resource recovery and recycling.

### **Grant Funds**

A grant is a financial contribution by the County or a State, Federal or private organization to support a particular function. The County receives as well as distributes grants. Grant funds are legally restricted to expenditures for specific purposes and provide a cost sharing alternative for programs and projects. Grant revenue was

referred to as "Special Revenue" in previous years' budgets. The funds are aggressively pursued to relieve the reliance on County funds and to encourage participation of other government agencies.

### **Debt Service Fund**

Debt service of bonds and loans is accounted for in this fund. The transfer to this fund is included in the Operations by Budget Item report.

### **Golf Fund**


This fund was established to account for the proceeds of playing fees and for fees from golf course concessions (restaurant and pro shop). This revenue is expended for the operation, maintenance and capital improvements of the Waiehu Golf Course.

### **Capital Projects Fund**

It is used to account for general obligation bonds that are issued for capital improvement projects.

### **Utility Enterprise Fund**

The Department of Water Supply uses this. The receipts and disbursements are reported by the revenue categories and program appropriations in the budget ordinance.



**COUNTY OF MAUI**  
**CAPITAL IMPROVEMENT PROJECTS REPORT**

AS OF SEPTEMBER 30, 2018

AYYY-NNN-XXXXXX


AA - Source of Funding (see descriptions below)  
YY - Project Year (Budgeted Year)

NNN - IFAS Sub-fund

XXXXXX – Index Code (Appropriation #)

AA-Source of Funding Descriptions:

GF -	General Fund
GF/LN -	General Fund Loan
HY -	Highway Fund
BY -	Bikeway Fund
LC-	Liquor Control Fund
WM -	Wastewater Fund
SW -	Solid Waste Fund
GOLF -	Golf Fund
PA -	Parks Assessment Fund
SA -	Sewer Assessment Fund
GO -	Bond Issued
GOLAPS -	Lapsed Bond
FF -	Federal Funds
SH -	State Funds
ARRA -	ARRA Federal Funds
SH/LN -	State Revolving Fund
USDA -	USDA Loan
DOT -	State Dept of Transportation
PV -	Private Funds



**County of Maui**  
**Capital Improvement Projects Report (Excluding Department of Water Supply)**  
**As of 9/30/2018**

<b>13-901 DRAINAGE</b>	<b>Original Appropriation</b>	<b>Alloted To Date</b>	<b>Expenditure Prior Years</b>	<b>Expenditure Current Year</b>	<b>Amount Lapsed</b>	<b>Encumbrance</b>	<b>Allotment Balance</b>
<b>Hana Community Plan Area</b>							
MAHALAWA BRDG REPLACEMENT							
GO19-374-390280: Lapse 12/31/19 CBS-1891	250,000.00						
HANA HWY LANDSLIDE REPAIRS							
GO18-373-389252: Lapse 12/31/18 CBS-4624	1,000,050.00	50.00	50.00				
GO19-374-389281: Lapse 12/31/18 CBS-4624	149,950.00						
WAIOPAI BRIDGE REPAIRS							
GO18-373-389253: Lapse 12/31/18 CBS-4598	1,160,886.36	1,160,886.36	556.72			1,160,329.64	
GO19-374-389282: Lapse 12/31/18 CBS-4598	339,113.64						
	<b>2,900,000.00</b>	<b>1,160,936.36</b>	<b>606.72</b>	<b>0.00</b>	<b>0.00</b>	<b>1,160,329.64</b>	<b>0.00</b>
<b>Paia-Haiku Community Plan Area</b>							
EMERGENCY RPR PU'U WAY							
19-101-390008: Lapse 12/31/19	3,000,000.00	3,000,000.00					3,000,000.00
<b>Makawao-Pukalani-Kula Community Plan Area</b>							
DITCH IMPRV WAIPOLI RD							
GO18-373-378287: Lapse 12/31/17 CBS-3187	800,000.00	567,508.97				800,000.00	(232,491.03)
GO18-373-389257: Lapse 12/31/18 CBS-3187	798,089.01	798,089.01				798,089.01	
GO19-374-389285: Lapse 12/31/18 CBS-3187	1,910.99						
HIOLANI ST DRAINAGE IMPRV							
GO18-373-389258: Lapse 12/31/18 CBS-3188	900,000.00	900,000.00				900,000.00	
	<b>2,500,000.00</b>	<b>2,265,597.98</b>	<b>0.00</b>	<b>0.00</b>	<b>0.00</b>	<b>2,498,089.01</b>	<b>(232,491.03)</b>
<b>Wailuku-Kahului Community Plan Area</b>							
WAIIEHU DRAINLINE REPAIRS							
GO18-373-389263: Lapse 12/31/18 ORD#4798	1,530,000.00	1,530,000.00	590,348.72	73,823.31		865,827.97	
IAO STREAM IMPROVEMENTS							
GO08-367-371200: Lapse 12/31/07	500,000.00	258,100.00	110,463.36		121,836.64	25,800.00	( )
KAHULUI DRAINLINE REPAIRS							
GO18-373-389262: Lapse 12/31/18 ORD#4791	200.00	200.00	200.00	502.71			(502.71)
GO19-374-389278: Lapse 12/31/18 ORD#4791	2,199,800.00	737.08					737.08
PAPA AVE DRAINAGE IMPRV							
GO18-373-378295: Lapse 12/31/17 CBS-1951	400,000.00	400,000.00	50.00			399,950.00	
C MAUI DRAINLINE REPAIRS							
GF17-301-378396: Lapse 12/31/17 CBS-3189	850,000.00	850,000.00	285,001.62	128,282.50	35,833.55	400,882.33	
TEST/INSPECT EXIST INJ WELLS							
GF17-301-378397: Lapse 12/31/17 CBS-3193	300,000.00	300,000.00	181,832.16		37,501.65	80,666.19	
WAKEA/NIIHAU ST DRAINAGE IMPRV							
HY17-302-378398: Lapse 12/31/17 CBS-3192	450,000.00	450,000.00	5,000.00			445,000.00	
CENTRAL MAUI DRAINAGE REPAIRS							
GO18-373-389261: Lapse 12/31/18	533,387.93	533,387.93	291,413.45	83,352.64		248,057.24	(89,435.40)
GO19-374-389277: Lapse 12/31/18 CBS-1942	166,612.07	166,612.07					166,612.07

**County of Maui**  
**Capital Improvement Projects Report (Excluding Department of Water Supply)**  
**As of 9/30/2018**

<b>13-901 Drainage</b>	<b>Original Appropriation</b>	<b>Alloted To Date</b>	<b>Expenditure Prior Years</b>	<b>Expenditure Current Year</b>	<b>Amount Lapsed</b>	<b>Encumbrance</b>	<b>Allotment Balance</b>
IAO STREAM FLOOD CTRL GF19-301-390170: Lapse 12/31/19 CBS-1070	600,000.00	600,000.00					600,000.00
CML STORMWATER MGMT IMP GO19-374-390219: Lapse 12/31/19 CBS-5020	750,000.00						
CENTRAL MAUI DRAINAGE REPAIRS GO19-374-390294: Lapse 12/31/19 CBS-3189	1,500,000.00						
CENTRAL MAUI DRAINAGE ASSESS GO19-374-390295: Lapse 12/31/19 CBS-4596	700,000.00						
HAUOLI ST DRAINAGE BAS/OUT REP GO19-374-390296: Lapse 12/31/19 CBS-4619	1,000,000.00						
IA STREAM BANK STABIL @ MY GO19-374-390297: Lapse 12/31/19 CBS-5050	500,000.00						
	<b>11,980,000.00</b>	<b>5,089,037.08</b>	<b>1,464,309.31</b>	<b>285,961.16</b>	<b>195,171.84</b>	<b>2,466,183.73</b>	<b>677,411.04</b>
<b>Kihei-Makena Community Plan Area</b>							
S KIHEI RD CULVERT REPLCMNT GO18-373-378218: Lapse 12/31/17 ORD#4414	2,100,000.00	2,095,301.76	1,950,325.34			144,976.42	
HAUOLI ST DRAINAGE IMPRMNT GO14-371-331244: Lapse 12/31/13 CBS-1022	2,500,000.00	1,970,022.48	1,941,547.66		684.84	27,789.98	
SOUTH MAUI DRAINLINE REPAIRS GO19-374-390284: Lapse 12/31/19 CBS-5048	2,300,000.00	5,750.00		6,950.00			(1,200.00)
SOUTH MAUI DRAINLINE REPAIRS GO19-374-389264: Lapse 12/31/18 ORD#4824	450,000.00						
	<b>7,350,000.00</b>	<b>4,071,074.24</b>	<b>3,891,873.00</b>	<b>6,950.00</b>	<b>684.84</b>	<b>172,766.40</b>	<b>(1,200.00)</b>
<b>West Maui Community Plan Area</b>							
LAH WATERSHED PROJ DIV PH 3A DOT13-325-337506: #STP-STP-0900(0 83)		2,282,912.50	1,700,035.26				582,877.24
LAH AQUATIC CTR RET BASIN REST GF19-301-390105: Lapse 12/31/19	75,000.00	75,000.00					75,000.00
LAHAINA WATERSHED FLOOD CTRL GO14-371-321213: Lapse 12/31/12	2,563,498.08	361,349.00	179,265.32	1,207.95		180,875.73	()
GO14-371-331247: Lapse 12/31/13	1,100,000.00	1,100,000.00	1,015,030.49		84,969.51		
GO18-373-345276: Lapse 12/31/14 ORD#4095	677,698.55	6,992.95	6,936.82			56.13	
GO18-373-356216: Lapse 12/31/15 ORD#4095	997,900.00	5,151.00				5,151.00	
GO18-373-367245: Lapse 12/31/16 CBS-1026	2,000,000.00	2,000,000.00	15,000.00			1,985,000.00	
LAH WATERSHED EIS USDA NRCS FF02-321-382501: 6592 7780	129,170.00	108,087.50	108,087.50				
NAPILI 4/5 CULVERT GO18-373-356229: Lapse 12/31/15 CBS-2315	226,965.00	226,965.00	226,965.00				
	<b>7,770,231.63</b>	<b>6,166,457.95</b>	<b>3,251,320.39</b>	<b>1,207.95</b>	<b>84,969.51</b>	<b>2,171,082.86</b>	<b>657,877.24</b>
<b>Molokai Community Plan Area</b>							

**County of Maui**  
**Capital Improvement Projects Report (Excluding Department of Water Supply)**  
**As of 9/30/2018**

<b>13-901 Drainage</b>	<b>Original Appropriation</b>	<b>Alloted To Date</b>	<b>Expenditure Prior Years</b>	<b>Expenditure Current Year</b>	<b>Amount Lapsed</b>	<b>Encumbrance</b>	<b>Allotment Balance</b>
<b>KAUNAKAKAI DRAINAGE SYS B</b>							
GO18-373-367246: Lapse 12/31/16 CBS-2775	400,000.00	393,497.00	393,497.00				
GO18-373-378290: Lapse 12/31/17 CBS-2775	200,000.00	199,356.00	41,038.20	31,663.56		126,654.24	
GO19-374-390290: Lapse 12/31/19 CBS-2775	2,000,000.00						
	<b>2,600,000.00</b>	<b>592,853.00</b>	<b>434,535.20</b>	<b>31,663.56</b>	<b>0.00</b>	<b>126,654.24</b>	<b>0.00</b>
<b>Countywide</b>							
<b>CW DRAINAGE IMPROVEMENTS</b>							
GO14-371-321203: Lapse 12/31/12 CBS-1027	1,211,279.78	1,211,279.78	864,262.38		149,390.20	197,627.20	
GO14-371-331249: Lapse 12/31/13 CBS-1027	1,300,000.00	1,288,837.57	1,169,786.42		31,538.35	87,512.80	
GF14-301-345319: Lapse 12/31/14 CBS-1027	1,350,000.00	1,350,000.00	1,206,611.38		25,346.93	118,041.69	
GO18-373-356C66: Lapse 12/31/15 CBS-1027	881,463.32	856,123.70	856,123.70				
GO18-373-367C48: Lapse 12/31/16 CBS-1027	1,500,000.00	1,451,791.42	1,217,372.82	11,722.00		222,696.60	
GF17-301-378C69: Lapse 12/31/17 CBS-1027	1,000,000.00	1,000,000.00	399,058.16	36,564.99	31,318.17	533,058.68	
GO18-373-389C47: Lapse 12/31/18 CBS-1027	517,963.26	492,168.60	167,017.39	26,434.01		370,017.50	(71,300.30)
GO19-374-389C57: Lapse 12/31/18 CBS-1027	482,036.74	135,456.01					135,456.01
GO19-374-390C69: Lapse 12/31/19 CBS#1027	1,300,000.00	244,065.80				111,044.00	133,021.80
<b>PAPA AVE DRAINAGE IMPROVEMENTS</b>							
GF14-301-345389: Lapse 12/31/14 CBS-1951	250,000.00	250,000.00	26,618.59		195,833.68	27,547.73	
	<b>9,792,743.10</b>	<b>8,279,722.88</b>	<b>5,906,850.84</b>	<b>74,721.00</b>	<b>433,427.33</b>	<b>1,667,546.20</b>	<b>197,177.51</b>
<b>TOTAL Drainage</b>	<b>47,892,974.73</b>	<b>30,625,679.49</b>	<b>14,949,495.46</b>	<b>400,503.67</b>	<b>714,253.52</b>	<b>10,262,652.08</b>	<b>4,298,774.76</b>

**County of Maui**  
**Capital Improvement Projects Report (Excluding Department of Water Supply)**  
**As of 9/30/2018**

<b>13-902 Other Projects</b>	<b>Original Appropriation</b>	<b>Alloted To Date</b>	<b>Expenditure Prior Years</b>	<b>Expenditure Current Year</b>	<b>Amount Lapsed</b>	<b>Encumbrance</b>	<b>Allotment Balance</b>
<b>Makawao-Pukalani-Kula Community Plan Area</b>							
KULA AGRICULTURAL PARK EXT GO18-373-389227: Lapse 12/31/18 CBS-4621	1,100,000.00						
<b>Wailuku-Kahului Community Plan Area</b>							
DATA CENTER AC REPLACEMENT GF19-301-390034: Lapse 12/31/19	250,000.00	250,000.00					250,000.00
WAILUKU UNION CHCH/ADDL PARK GF14-301-345312: Lapse 12/31/14 CBS-1928	100,000.00	100,000.00	22,929.25		77,070.75		
	<b>350,000.00</b>	<b>350,000.00</b>	<b>22,929.25</b>	<b>0.00</b>	<b>77,070.75</b>	<b>0.00</b>	<b>250,000.00</b>
<b>West Maui Community Plan Area</b>							
STATE OF HAWAII DOH GRANT SH17-323-379517: C6-9993921 3	108,000.00	108,000.00	49,795.00	40,670.70		17,430.30	104.00
<b>Countywide</b>							
PUBLIC SAFETY RADIO SYS REPLC GO18-373-345290: Lapse 12/31/14 ORD#4095	1,582,986.56	1,425,818.56	1,101,284.44			324,534.12	
GOLAPS-350-356460: Lapse 12/31/15 CBS-1009	1,210,000.00	1,210,000.00	305,806.03		765,956.04	138,237.93	
GO18-373-389C25: Lapse 12/31/18 CBS-1009	600,000.00	599,999.40				599,999.40	
GO19-374-390236: Lapse 12/31/19 CBS-1009	1,200,000.00						
WM VACUUM ST SWEEPER GO18-373-378226: Lapse 12/31/17 PROVISO	310,000.00	278,987.85	278,987.85				
BRIDGE INSPECTN & EVALUATION HY17-302-378371: Lapse 12/31/17 CBS-3177	80,000.00	80,000.00	80,000.00				
GF19-301-390071: Lapse 12/31/19 CBS-3177	300,000.00	300,000.00				300,000.00	
CW EQUIPMENT GO18-373-389C21: Lapse 12/31/18 CBS-1218	2,700,000.00	1,675,763.89				1,675,763.89	
GO19-374-390C31: Lapse 12/31/19 CBS#1218	4,175,000.00						
REFUSE TRUCK/LOADER/COMPACTOR GO18-373-378227: Lapse 12/31/17 PROVISO	2,880,000.00	2,879,926.35	2,879,926.35				
BUS STOPS & SHELTERS GO18-373-367250: Lapse 12/31/16 CBS-1039	800,000.00	595,080.16	595,080.16				
GO18-373-378210: Lapse 12/31/17 CBS-1039	500,000.00	280,995.00	92,010.00			188,985.00	
	<b>16,337,986.56</b>	<b>9,326,571.21</b>	<b>5,333,094.83</b>	<b>0.00</b>	<b>765,956.04</b>	<b>3,227,520.34</b>	<b>0.00</b>
<b>TOTAL Other Projects</b>	<b>17,895,986.56</b>	<b>9,784,571.21</b>	<b>5,405,819.08</b>	<b>40,670.70</b>	<b>843,026.79</b>	<b>3,244,950.64</b>	<b>250,104.00</b>



**County of Maui**  
**Capital Improvement Projects Report (Excluding Department of Water Supply)**  
**As of 9/30/2018**

<b>13-903 Government Facilities</b>	<b>Original Appropriation</b>	<b>Alloted To Date</b>	<b>Expenditure Prior Years</b>	<b>Expenditure Current Year</b>	<b>Amount Lapsed</b>	<b>Encumbrance</b>	<b>Allotment Balance</b>
<b>Hana Community Plan Area</b>							
NAHIKU COMMUNITY CENTER							
GO12-370-324200: Lapse 12/31/12	250,000.00	250,000.00	103,072.89		146,927.11		
GO18-373-367298: Lapse 12/31/16 ORD#4316	1,950,000.00	191,340.00	142,296.00			49,044.00	
HANA CIVIC CENTER							
GF17-301-378337: Lapse 12/31/17 CBS-3236	50,000.00	50,000.00			200.00	49,800.00	
	<b>2,250,000.00</b>	<b>491,340.00</b>	<b>245,368.89</b>	<b>0.00</b>	<b>147,127.11</b>	<b>98,844.00</b>	<b>0.00</b>
<b>Paia-Haiku Community Plan Area</b>							
HAIKU FIRE STATION							
GF08-301-383010: Lapse 12/31/08	500,000.00	500,000.00	458,015.20			41,984.80	
GO10-368-393201: Lapse 12/31/09	600,000.00	600,000.00	470,023.31			129,976.69	
KAUNOA F/O EXPANSION/RE							
GF15-301-356403: Lapse 12/31/15 CBS-2317	120,000.00	120,000.00	118,558.26		1,441.74		()
	<b>1,220,000.00</b>	<b>1,220,000.00</b>	<b>1,046,596.77</b>	<b>0.00</b>	<b>1,441.74</b>	<b>171,961.49</b>	<b>(0.00)</b>
<b>Wailuku-Kahului Community Plan Area</b>							
COUNTY SERVICE CENTER							
GO18-373-356293: Lapse 12/31/15 ORD#4187	1,632,976.00	1,632,809.00	1,632,809.00				
GO18-373-378269: Lapse 12/31/17 ORD#4427	160,000.00	160,000.00	34,081.26			125,918.74	
WAILUKU CIVIC COMPLEX							
GF19-301-390035: Lapse 12/31/19	2,000,000.00	2,000,000.00					2,000,000.00
GO19-374-390235: Lapse 12/31/19	40,000,000.00						
GOLAPS-350-390935: Lapse 12/31/19	2,195,000.00	2,195,000.00					2,195,000.00
CENTRAL MAUI TRANSIT HUB							
GO19-374-390206: Lapse 12/31/19 CBS-5021	650,000.00	647,600.00				647,600.00	
WAILUKU REDEV'T MUNI PRKG LOT							
GF16-301-367104: Lapse 12/31/16 CBS-2789	7,460,304.00	7,460,304.00	4,600,101.08		2,856,082.90	4,120.02	
GF17-301-378366: Lapse 12/31/17 CBS-2789	3,380,447.00	3,380,447.00	273,822.93		382,706.11	2,723,917.96	
GF18-301-389744: Lapse 12/31/18 CBS-2789	4,300,000.00	4,300,000.00	657,663.52	1,494,527.64		13,552.01	2,134,256.83
KALANA O MAUI ELECTRICAL							
GO18-373-367240: Lapse 12/31/16 CBS-1925	1,200,000.00	704,794.75	656,692.37			48,102.38	
KALANA O MAUI LEAK REPAIRS							
GF17-301-378399: Lapse 12/31/17 CBS-3190	500,000.00	500,000.00	306,675.30			193,324.70	
AIR CONDITION CHILLER REPLCT							
GF14-301-345308: Lapse 12/31/14 CBS-1025	100,000.00	100,000.00	89,417.39		1,959.00	8,623.61	
2154 KAOHU ST BLDG IMPRVMNTS							
GF17-301-378405: Lapse 12/31/17 CBS-4391	50,000.00	50,000.00	32,701.19	843.66	16,455.15		
NEW COUNTY SERVICE CENTER							
GO18-373-389226: Lapse 12/31/18 CBS-2324	25,000,000.00	20,000,000.00		4,000.00		622,882.00	19,373,118.00
GO19-374-389269: Lapse 12/31/18 CBS-2324		2,171,616.00					2,171,616.00
	<b>88,628,727.00</b>	<b>45,302,570.75</b>	<b>8,283,964.04</b>	<b>1,499,371.30</b>	<b>3,257,203.16</b>	<b>4,388,041.42</b>	<b>27,873,990.83</b>

**County of Maui**  
**Capital Improvement Projects Report (Excluding Department of Water Supply)**  
**As of 9/30/2018**

<b>13-903 Government Facilities</b>	<b>Original Appropriation</b>	<b>Alloted To Date</b>	<b>Expenditure Prior Years</b>	<b>Expenditure Current Year</b>	<b>Amount Lapsed</b>	<b>Encumbrance</b>	<b>Allotment Balance</b>
<b>Kihei-Makena Community Plan Area</b>							
KIHEI POLICE STATION							
GO14-371-331253: Lapse 12/31/13 ORD#4021	3,250,000.00	3,225,277.04	3,225,276.51		.53		
<b>West Maui Community Plan Area</b>							
LAHAINA REFUSE OFFICE							
GO18-373-378219: Lapse 12/31/17 CBS-3174	250,000.00	240,498.00	240,498.00				
<b>Lanai Community Plan Area</b>							
LANAI FIRE STN IMPROVEMENTS							
GF18-301-389723: Lapse 12/31/18 CBS-1005	110,000.00	110,000.00					110,000.00
GF19-301-390033: Lapse 12/31/19 CBS-1005	100,000.00	100,000.00					100,000.00
LANAI BASEYARD IMPRV							
GO18-373-378286: Lapse 12/31/17 CBS-3239	300,000.00	172,182.00	106,385.71			65,796.29	
	<b>510,000.00</b>	<b>382,182.00</b>	<b>106,385.71</b>	<b>0.00</b>	<b>0.00</b>	<b>65,796.29</b>	<b>210,000.00</b>
<b>Molokai Community Plan Area</b>							
MOLOKAI BASEYARD DESIGN&C							
GOLAPS-350-356459: Lapse 12/31/15 CBS-1211	3,500,000.00	3,500,000.00	294,055.99		3,086,848.00	119,096.01	
GO18-373-378291: Lapse 12/31/17 CBS-1211	4,533,000.00	4,533,000.00	317,693.04			4,215,306.96	
GOLAPS-350-378392: Lapse 12/31/17 CBS-1211	3,703,000.00	3,703,000.00	71,354.43	7,208.58	815.23	3,623,621.76	
GO19-374-390291: Lapse 12/31/19 CBS-1211	250,000.00						
PUKOO FIRE STN RELOCATION							
GF18-301-389724: Lapse 12/31/18 CBS-4617	35,000.00	35,000.00					35,000.00
	<b>12,021,000.00</b>	<b>11,771,000.00</b>	<b>683,103.46</b>	<b>7,208.58</b>	<b>3,087,663.23</b>	<b>7,958,024.73</b>	<b>35,000.00</b>
<b>Countywide</b>							
ACQ 2103 WELLS ST BLDG							
GO19-374-389273: Lapse 12/31/18 CBS-4623	1,600,000.00	1,600,000.00					1,600,000.00
CW FIRE FACILITIES							
GF09-301-393016: Lapse 12/31/09	150,000.00	150,000.00	36,570.60		83,916.50	29,512.90	
GF10-301-303191: Lapse 12/31/10	300,000.00	300,000.00	275,876.39		22,373.61	1,750.00	
GO10-368-313205: Lapse 12/31/11	150,000.00	150,000.00	111,925.00			38,075.00	
GF12-301-323021: Lapse 12/31/12	150,000.00	150,000.00	137,716.54		8,325.16	3,958.30	
GF14-301-345321: Lapse 12/31/14 CBS-1003	300,000.00	300,000.00	299,734.72		265.28		
GF18-301-389C22: Lapse 12/31/18 CBS-1003	150,000.00	150,000.00		24,900.00			125,100.00
GF19-301-390C32: Lapse 12/31/19 CBS#1003	303,000.00	303,000.00					303,000.00
CW FACILITY BLDG IMPROVEMENTS							
GF13-301-331115: Lapse 12/31/13 CBS-1032	350,000.00	350,000.00	283,481.46		61,854.04	4,664.50	
GF14-301-345320: Lapse 12/31/14 CBS-1032	500,000.00	500,000.00	468,965.42		20,997.99	10,036.59	
GF15-301-356C21: Lapse 12/31/15 CBS-1032	600,000.00	600,000.00	464,167.89		45,407.11	90,425.00	
GO18-373-367C49: Lapse 12/31/16 CBS-1032	750,000.00	369,120.34	140,733.52			228,386.82	
GF17-301-378C70: Lapse 12/31/17 CBS-1032	350,000.00	350,000.00	111,354.66		400.56	238,244.78	
GF18-301-389C48: Lapse 12/31/18 CBS-1032	500,000.00	500,000.00	57,084.35	35,563.50		80,902.45	326,449.70
GF19-301-390C70: Lapse 12/31/19 CBS#1032	425,000.00	425,000.00				65,676.80	359,323.20

**County of Maui**  
**Capital Improvement Projects Report (Excluding Department of Water Supply)**  
**As of 9/30/2018**

<b>13-903 Government Facilities</b>	<b>Original Appropriation</b>	<b>Alloted To Date</b>	<b>Expenditure Prior Years</b>	<b>Expenditure Current Year</b>	<b>Amount Lapsed</b>	<b>Encumbrance</b>	<b>Allotment Balance</b>
CW POLICE FACILITIES							
GF16-301-367C15: Lapse 12/31/16 CBS-1010	150,000.00	150,000.00	75,559.53		74,440.47		
GF17-301-378C67: Lapse 12/31/17 CBS-1010	940,000.00	940,000.00	547,546.45	310,961.92	1,582.75	79,908.88	
GF18-301-389C45: Lapse 12/31/18 CBS-1010	425,000.00	425,000.00		2,552.00		21,620.00	400,828.00
GF19-301-390C68: Lapse 12/31/19 CBS#1010	848,000.00	848,000.00					848,000.00
KALANA O MAUI CAMPUS EXP DESIG							
GO18-373-345264: Lapse 12/31/14 CBS-1980	500,761.47	500,732.47	192,850.34			307,882.13	
CW DMVL SATELLITE OFF UPGRD							
GF17-301-378C26: Lapse 12/31/17 CBS-3210	137,200.00	137,200.00	129,347.51		3,983.51	3,868.98	()
CW FUEL TANK REPLACEMENTS							
GF16-301-367C14: Lapse 12/31/16 CBS-1096	100,000.00	100,000.00	79,500.00		20,500.00		
	<b>9,678,961.47</b>	<b>9,298,052.81</b>	<b>3,412,414.38</b>	<b>373,977.42</b>	<b>344,046.98</b>	<b>1,204,913.13</b>	<b>3,962,700.90</b>
<b>TOTAL Government Facilities</b>	<b>117,808,688.47</b>	<b>71,930,920.60</b>	<b>17,243,607.76</b>	<b>1,880,557.30</b>	<b>6,837,482.75</b>	<b>13,887,581.06</b>	<b>32,081,691.73</b>

**County of Maui**  
**Capital Improvement Projects Report (Excluding Department of Water Supply)**  
**As of 9/30/2018**

<b>13-904 Parks and Recreation</b>	<b>Original Appropriation</b>	<b>Alloted To Date</b>	<b>Expenditure Prior Years</b>	<b>Expenditure Current Year</b>	<b>Amount Lapsed</b>	<b>Encumbrance</b>	<b>Allotment Balance</b>
<b>Hana Community Plan Area</b>							
PA'ANI MAI PARK IMPROVM							
GF15-301-356402: Lapse 12/31/15 CBS-2328	300,000.00	300,000.00	163,599.50		29,840.00	106,560.50	
<b>HELENE HALL IMPROVEMENTS</b>							
GO18-373-378239: Lapse 12/31/17 CBS-1971	50,000.00	50,000.00	11,553.33			38,446.67	
GO18-373-389230: Lapse 12/31/18 CBS-1971	85,787.12	85,787.12	9,991.35	4,752.22		71,043.55	
GO19-374-389280: Lapse 12/31/18 CBS-1971	514,212.88						
<b>HANA-KEANAE-KAILUA PARKS</b>							
GF15-301-356401: Lapse 12/31/15 CBS-2350	165,000.00	165,000.00	164,609.92		390.08		
GF16-301-367101: Lapse 12/31/16 CBS-2350	446,250.00	446,250.00	413,115.50			33,134.50	
GF17-301-378338: Lapse 12/31/17 CBS-2350	250,000.00	250,000.00	75,276.62		398.75	174,324.63	
GF18-301-389731: Lapse 12/31/18 CBS-2350	55,000.00	55,000.00	3,466.50	21,019.51		29,090.00	1,423.99
GF19-301-390041: Lapse 12/31/19 CBS-2350	675,000.00	675,000.00					675,000.00
	<b>2,541,250.00</b>	<b>2,027,037.12</b>	<b>841,612.72</b>	<b>25,771.73</b>	<b>30,628.83</b>	<b>452,599.85</b>	<b>676,423.99</b>
<b>Paia-Haiku Community Plan Area</b>							
ALFRED BOTEILHO, SR. GYM IMP							
GO19-374-390257: Lapse 12/31/19 CBS-5056	1,500,000.00						
<b>PAIA-HAIKU PARKS SYSTEM</b>							
GF16-301-367102: Lapse 12/31/16 CBS-2348	450,000.00	450,000.00	449,983.19		16.81		
GO18-373-378254: Lapse 12/31/17 CBS-2348	400,000.00	110,543.00				110,543.00	
GF17-301-378353: Lapse 12/31/17 CBS-2348	320,000.00	320,000.00	290,960.11	2,838.52		26,201.37	
GO18-373-389238: Lapse 12/31/18 CBS-2348	62,118.94	62,118.94	39,566.55	5,082.39		20,992.50	(3,522.50)
GO19-374-389272: Lapse 12/31/18 CBS-2348	702,881.06	3,522.50					3,522.50
PA18-309-389438: Lapse 12/31/18 CBS-2348	135,000.00	135,000.00					135,000.00
GF18-301-389738: Lapse 12/31/18 CBS-2348	50,000.00	50,000.00					50,000.00
GF19-301-390058: Lapse 12/31/19 CBS-2348	1,000,000.00	1,000,000.00					1,000,000.00
	<b>4,620,000.00</b>	<b>2,131,184.44</b>	<b>780,509.85</b>	<b>7,920.91</b>	<b>16.81</b>	<b>157,736.87</b>	<b>1,185,000.00</b>
<b>Makawao-Pukalani-Kula Community Plan Area</b>							
<b>MAKAWAO-HAIKU-PAIA PARKS</b>							
GF15-301-356405: Lapse 12/31/15 CBS-2348	325,000.00	325,000.00	324,235.00		765.00		
<b>HANNIBAL TAVARES COMM CTR IMP</b>							
GF19-301-390052: Lapse 12/31/19 CBS-3228	1,000,000.00	1,000,000.00				9,950.00	990,050.00
<b>PUK-KULA-ULUPALAKUA PARKS</b>							
GF15-301-356406: Lapse 12/31/15 CBS-2349	245,000.00	245,000.00	180,113.86	21,688.14	800.00	42,398.00	()
<b>UPCOUNTRY SKATE PARK</b>							
GF15-301-356407: Lapse 12/31/15 CBS-2331	75,000.00	75,000.00	63,302.33	11,697.67			
<b>MAK-PUK-KULA ULU PARKS</b>							
GF16-301-367103: Lapse 12/31/16 CBS-2349	435,000.00	435,000.00	335,676.23	11,800.54	5,972.48	81,550.75	
GF17-301-378347: Lapse 12/31/17 CBS-2349	350,000.00	350,000.00	75,353.32	157,811.58	53,291.50	63,543.60	
GO18-373-389235: Lapse 12/31/18 CBS-2349	59,473.00	59,473.00		39,400.90		270,599.10	(250,527.00)
GO19-374-389270: Lapse 12/31/18 CBS-2349	250,527.00	250,527.00					250,527.00
GF18-301-389735: Lapse 12/31/18 CBS-2349	1,250,000.00	1,250,000.00				1,250,000.00	

**County of Maui**  
**Capital Improvement Projects Report (Excluding Department of Water Supply)**  
**As of 9/30/2018**

<b>13-904 Parks and Recreation</b>	<b>Original Appropriation</b>	<b>Alloted To Date</b>	<b>Expenditure Prior Years</b>	<b>Expenditure Current Year</b>	<b>Amount Lapsed</b>	<b>Encumbrance</b>	<b>Allotment Balance</b>
GF19-301-390051: Lapse 12/31/19 CBS-2349 UPCOUNTRY SKATE PARK	415,000.00	415,000.00				348,227.80	66,772.20
GO18-373-378248: Lapse 12/31/17 CBS-3208 PA17-309-378350: Lapse 12/31/17 CBS-3208 GO18-373-389236: Lapse 12/31/18 CBS-3208	1,100,000.00 100,000.00 200,000.00	1,100,000.00 100,000.00 200,000.00	1,100,000.00 97,509.50	2,490.50 200,000.00			
WAIAKOA GYM IMPRVMNTS GO18-373-378249: Lapse 12/31/17 CBS-2329 KULA PARK PLAYGROUND	75,000.00	74,725.00	41,644.00			33,081.00	
PA19-309-390053: Lapse 12/31/19 CBS-1175 UPCOUNTRY SKATE PARK	95,000.00	95,000.00					95,000.00
PA19-309-390054: Lapse 12/31/19 CBS-3208 PICKLEBALL COURTS EDDIE TAM PK	25,000.00	25,000.00					25,000.00
PA19-309-390055: Lapse 12/31/19 WAIAKOA GYM IMPRVMNTS	40,000.00	40,000.00					40,000.00
GO19-374-390250: Lapse 12/31/19 CBS-2329	175,000.00	152,220.00					152,220.00
	<b>6,215,000.00</b>	<b>6,191,945.00</b>	<b>2,217,834.24</b>	<b>444,889.33</b>	<b>60,828.98</b>	<b>2,099,350.25</b>	<b>1,369,042.20</b>
<b>Wailuku-Kahului Community Plan Area</b>							
WAIEHU GC STARTER BOOTH/RESTO GO18-373-378257: Lapse 12/31/17 CBS-1202 NEW KAHULUI COM'TY CTR	500,000.00	494,800.00	93,010.00	79,470.00		322,320.00	
GF18-301-389742: Lapse 12/31/18 CBS-4628 GO19-374-390260: Lapse 12/31/19 PV19-329-390863: CBS-2351	250,000.00 400,000.00 5,000.00	250,000.00				169,300.00	80,700.00 5,000.00
CENTRAL MAUI PARKS SYSTEM GF16-301-367105: Lapse 12/31/16 CBS-2351 GO18-373-378256: Lapse 12/31/17 CBS-2351 GF17-301-378355: Lapse 12/31/17 CBS-2351 GF18-301-389740: Lapse 12/31/18 CBS-2351 GF19-301-390062: Lapse 12/31/19 CBS-2351	600,000.00 461,000.00 539,000.00 1,000,000.00 240,000.00	600,000.00 402,778.63 539,000.00 1,000,000.00 240,000.00	529,776.00 59,004.84 290,003.10 9,542.59	7,904.52 42,624.99 148,641.69 38,249.81	2,000.00 4,293.96	60,319.48 301,148.80 96,061.25 317,638.00	634,569.60 240,000.00
WAILUKU GYM IMPROVEMENTS GF15-301-356412: Lapse 12/31/15 CBS-1120 WAR MEMORIAL GYM BLDG IMPRV GO19-374-389239: Lapse 12/31/18 CBS-4616 GF18-301-389739: Lapse 12/31/18 CBS-4616	275,000.00 1,400,000.00 350,000.00	275,000.00 350,000.00	63,028.52 71,150.00		211,971.48	161,407.00	117,443.00
WAIEHU GC WWTR IMPR GO18-373-378258: Lapse 12/31/17 CBS-3231 KEPANIWAI HERITAG GARDENS IMPR GF19-301-390061: Lapse 12/31/19 CBS-1143 WAILUKU POOL IMPRVMNTS GO18-373-378261: Lapse 12/31/17 CBS-3224 WM COMPLEX PAVING IMPROVEMENTS GF14-301-345311: Lapse 12/31/14 CBS-1209 GO18-373-378262: Lapse 12/31/17 CBS-1209	50,000.00 330,000.00 50,000.00 400,000.00 100,000.00	49,600.00 330,000.00 49,235.39 400,000.00 99,960.00	16,500.00 49,235.39 376,570.03 45,028.00		84.58	23,345.39 54,932.00	330,000.00

**County of Maui**  
**Capital Improvement Projects Report (Excluding Department of Water Supply)**  
**As of 9/30/2018**

<b>13-904 Parks and Recreation</b>	<b>Original Appropriation</b>	<b>Alloted To Date</b>	<b>Expenditure Prior Years</b>	<b>Expenditure Current Year</b>	<b>Amount Lapsed</b>	<b>Encumbrance</b>	<b>Allotment Balance</b>
GO19-374-390259: Lapse 12/31/19 CBS-1209 WAIKAPU CC EXPANSION	500,000.00						
GO18-373-378260: Lapse 12/31/17 CBS-3214	1,000,000.00	17,869.00				17,869.00	
GO18-373-389268: Lapse 12/31/18 CBS-3214	1,488,030.24	1,488,030.24				1,488,030.24	
GO19-374-389286: Lapse 12/31/18 CBS-3214	11,969.76						
KANAHA BEACH PRK MSTR PLAN							
GF15-301-356411: Lapse 12/31/15 CBS-2342	250,000.00	250,000.00	249,746.83	206.77	46.40		
KEPANIWAI HERITAGE GARDENS							
GF16-301-367106: Lapse 12/31/16 CBS-1143	100,000.00	100,000.00	30,340.00	8,130.00	3,400.00	58,130.00	
WAIL-WAIH-WAIK PARKS SYS							
GF15-301-356413: Lapse 12/31/15 CBS-2351	590,000.00	590,000.00	587,082.45		2,917.55		
WAIKAPU CC BASKETBALL CRT IMPV							
GF18-301-389741: Lapse 12/31/18 CBS-2330	500,000.00	500,000.00	400,260.75			63,682.00	36,057.25
WAR MEMORIAL CIVIC COMPLEX							
GF14-301-345310: Lapse 12/31/14	200,000.00	200,000.00	164,859.02		35,140.98		
WELLS PARK MASTER PLAN IMPL							
GF19-301-390063: Lapse 12/31/19 CBS-4584	150,000.00	150,000.00					150,000.00
KOKUA POOL IMPROVEMENTS							
GF19-301-390064: Lapse 12/31/19	450,000.00	450,000.00					450,000.00
ICHIRO MAEHARA BB STDM IMPRV							
GF19-301-390065: Lapse 12/31/19	500,000.00	500,000.00					500,000.00
WAILUKU HEIGHTS PARK							
GF19-301-390862: Lapse 12/31/19 CBS-2351	150,000.00	150,000.00					150,000.00
	<b>12,840,000.00</b>	<b>9,481,273.26</b>	<b>3,035,137.52</b>	<b>325,227.78</b>	<b>259,854.95</b>	<b>3,167,283.16</b>	<b>2,693,769.85</b>
<b>Kihei-Makena Community Plan Area</b>							
WAIPIULANI PARK IRRIGATION							
GF16-301-367108: Lapse 12/31/16 CBS-2359	800,000.00	800,000.00	529,970.74	3,900.00	239,500.00	26,629.26	
GF17-301-378341: Lapse 12/31/17 CBS-2359	100,000.00	100,000.00	17,310.22	1,447.91	81,137.23	104.64	
GF18-301-389756: Lapse 12/31/18 ORD#4796	81,137.00	81,137.00	975.00			30,032.34	50,129.66
SO MAUI COMMUNITY PARK							
GO18-373-356227: Lapse 12/31/15 CBS-1118	16,588,792.49	438,635.29	407,240.61	31,394.68			()
GO18-373-378243: Lapse 12/31/17 CBS-1118	650,000.00	544,967.99				544,967.99	
PA19-309-390044: Lapse 12/31/19 CBS-1118	500,000.00	500,000.00					500,000.00
SOUTH MAUI PARKS SYSTEM							
GF15-301-356416: Lapse 12/31/15 CBS-2345	655,000.00	655,000.00	595,509.00			59,491.00	
GF16-301-367107: Lapse 12/31/16 CBS-2345	885,000.00	885,000.00	858,418.00	26,582.00			
GO18-373-378244: Lapse 12/31/17 CBS-2345	303,000.00	303,000.00	76,719.00		()	226,281.00	
GF17-301-378340: Lapse 12/31/17 CBS-2345	597,000.00	597,000.00	179,279.92			417,720.08	()
PA18-309-389732: Lapse 12/31/18 CBS-2345	638,000.00	638,000.00				308,325.37	329,674.63
GF19-301-390042: Lapse 12/31/19 CBS-2345	195,000.00	195,000.00					195,000.00
GF19-301-390842: Lapse 12/31/19 CBS-2345	150,000.00	150,000.00					150,000.00
PA19-309-390942: Lapse 12/31/19 CBS-2345	492,000.00	492,000.00					492,000.00
SM COMMUNITY PARK REC CTR							

**County of Maui**  
**Capital Improvement Projects Report (Excluding Department of Water Supply)**  
**As of 9/30/2018**

	Original Appropriation	Alloted To Date	Expenditure Prior Years	Expenditure Current Year	Amount Lapsed	Encumbrance	Allotment Balance
<b>13-904 Parks and Recreation</b>							
GO18-373-378223: Lapse 12/31/17 ORD#4441 KENOLIO REC COMP OPEN BLDG REP	20,075,722.00	20,075,722.00	6,449,701.21	2,806,570.63		10,819,450.16	
GF19-301-390043: Lapse 12/31/19 CBS-2743 KAMAOLE POINT PAVILIONA	50,000.00	50,000.00					50,000.00
PA19-309-390045: Lapse 12/31/19 CBS-1205 SM COMM PARK REC CENTER	250,000.00	250,000.00					250,000.00
PA19-309-390046: Lapse 12/31/19 CBS-5059	900,000.00	900,000.00		65,381.72		374,217.52	460,400.76
	<b>43,910,651.49</b>	<b>27,655,462.28</b>	<b>9,115,123.70</b>	<b>2,935,276.94</b>	<b>320,637.23</b>	<b>12,807,219.36</b>	<b>2,477,205.05</b>
<b>West Maui Community Plan Area</b>							
WEST MAUI PARKS SYSTEM							
PA15-309-356462: Lapse 12/31/15 CBS-2344	800,000.00	800,000.00	797,169.00		2,831.00		
GF16-301-367109: Lapse 12/31/16 CBS-2344	225,000.00	225,000.00	225,000.00				
PA16-309-367154: Lapse 12/31/16 CBS-2344	480,000.00	480,000.00	460,170.00		165.00	19,665.00	
GO18-373-378264: Lapse 12/31/17 CBS-2344	1,915,000.00	1,915,000.00	1,572,373.00			342,627.00	
GF17-301-378363: Lapse 12/31/17 CBS-2344	85,000.00	85,000.00	40,277.00			44,723.00	
PA17-309-378365: Lapse 12/31/17 CBS-2344	285,000.00	285,000.00			142,455.68	142,544.32	
PA18-309-389743: Lapse 12/31/18 CBS-2344	950,000.00	950,000.00	11,399.75			197,226.58	741,373.67
GF19-301-390066: Lapse 12/31/19 CBS-2344	748,000.00	748,000.00		833.00		27,759.65	719,407.35
LAUNIUPOKO MASTER PLAN							
PA19-309-390067: Lapse 12/31/19	500,000.00	500,000.00					500,000.00
MOKUHINIA ECOSYSTEM/RESTORATN							
GO18-373-345266: Lapse 12/31/14 ORD#4095	132,414.26	132,411.37	117,153.94			15,257.43	
GF15-301-356560: Lapse 12/31/15 ORD#4202	50,000.00	50,000.00	47,000.00			3,000.00	
	<b>6,170,414.26</b>	<b>6,170,411.37</b>	<b>3,270,542.69</b>	<b>833.00</b>	<b>145,451.68</b>	<b>792,802.98</b>	<b>1,960,781.02</b>
<b>Lanai Community Plan Area</b>							
LANAI PARKS SYSTEM							
GF16-301-367111: Lapse 12/31/16 CBS-2347	262,500.00	262,500.00	262,440.63		59.37		
GO18-373-378246: Lapse 12/31/17 CBS-2347	425,000.00	20,752.83	20,752.83				
GF17-301-378345: Lapse 12/31/17 CBS-2347	25,000.00	25,000.00	6,353.00			18,647.00	
GF18-301-389733: Lapse 12/31/18 CBS-2347	126,000.00	126,000.00				40,117.00	85,883.00
GF19-301-390047: Lapse 12/31/19 CBS-2347	350,000.00	350,000.00					350,000.00
LANAI PARKS MAINTENANCE BLDG							
GF19-301-390048: Lapse 12/31/19 CBS-4580	1,200,000.00	1,200,000.00		1,533.00			1,198,467.00
LANAI COM'TY CTR COMM KITCHEN							
GF18-301-389734: Lapse 12/31/18 CBS-4626	250,000.00	250,000.00				66,051.00	183,949.00
GF19-301-390049: Lapse 12/31/19 CBS-4626	900,000.00	900,000.00					900,000.00
	<b>3,538,500.00</b>	<b>3,134,252.83</b>	<b>289,546.46</b>	<b>1,533.00</b>	<b>59.37</b>	<b>124,815.00</b>	<b>2,718,299.00</b>
<b>Molokai Community Plan Area</b>							
MOLOKAI PARKS SYSTEM							
GF15-301-356418: Lapse 12/31/15 CBS-2346	695,000.00	695,000.00	685,968.01		9,032.00		(.01)
GF16-301-367112: Lapse 12/31/16 CBS-2346	273,750.00	273,750.00	230,056.69		21,405.59	22,287.72	
GO18-373-378252: Lapse 12/31/17 CBS-2346	580,000.00	580,000.00	197,282.87	4,105.58		378,611.55	

**County of Maui**  
**Capital Improvement Projects Report (Excluding Department of Water Supply)**  
**As of 9/30/2018**

<b>13-904 Parks and Recreation</b>	<b>Original Appropriation</b>	<b>Alloted To Date</b>	<b>Expenditure Prior Years</b>	<b>Expenditure Current Year</b>	<b>Amount Lapsed</b>	<b>Encumbrance</b>	<b>Allotment Balance</b>
GF17-301-378351: Lapse 12/31/17 CBS-2346	320,000.00	320,000.00	227,719.68	2,803.75	7,449.12	82,027.45	
GO18-373-389237: Lapse 12/31/18 CBS-2346	23,010.55	23,010.55	1,810.55			228,189.45	(206,989.45)
GO19-374-389271: Lapse 12/31/18 CBS-2346	206,989.45	206,989.45					206,989.45
GF18-301-389737: Lapse 12/31/18 CBS-2346	80,000.00	80,000.00				80,000.00	
GF19-301-390056: Lapse 12/31/19 CBS-2346	635,000.00	635,000.00				135,573.55	499,426.45
	<b>2,813,750.00</b>	<b>2,813,750.00</b>	<b>1,342,837.80</b>	<b>6,909.33</b>	<b>37,886.71</b>	<b>926,689.72</b>	<b>499,426.44</b>
<b>Countywide</b>							
CW PARK RESTROOM FAC IMPR							
GF15-301-356C24: Lapse 12/31/15 CBS-2362	500,000.00	500,000.00	410,018.98	5,436.42	30,365.54	54,179.06	
MAUI MOTOR SPORTS PARK							
SH17-323-379515: ACT124,SLH 2016	2,000,000.00	2,000,000.00				1,990,008.35	9,991.65
CW LIGHT ORDINANCE COMPL							
GF18-301-389C28: Lapse 12/31/18 CBS-4613	500,000.00	500,000.00	53,000.00	35,400.00		36,900.00	374,700.00
GF19-301-390C39: Lapse 12/31/19 CBS#4613	600,000.00	600,000.00					600,000.00
CW PARKS ADA IMPROVEMENTS							
GF15-301-356C23: Lapse 12/31/15 CBS-1117	500,000.00	500,000.00	499,224.61	775.38	.01		()
GF16-301-367C16: Lapse 12/31/16 CBS-1117	200,000.00	200,000.00	183,093.73	6,136.57	.18		10,769.52
GF17-301-378C33: Lapse 12/31/17 CBS-1117	300,000.00	300,000.00	196,337.26		103,662.74		
GF18-301-389C29: Lapse 12/31/18 CBS-1117	300,000.00	300,000.00	53,671.40	32,346.14		153,982.46	60,000.00
GF19-301-390C37: Lapse 12/31/19 CBS#1117	300,000.00	300,000.00					300,000.00
CW PARK PLAYGROUND IMPRVMNT							
GF17-301-378C32: Lapse 12/31/17 CBS-3232	770,000.00	770,000.00	668,647.00		51,499.00	49,854.00	
GO18-373-378C34: Lapse 12/31/17 CBS-3232	200,000.00	200,000.00	200,000.00				
PA17-309-378C36: Lapse 12/31/17 CBS-3232	115,000.00	115,000.00				115,000.00	
GF19-301-390C38: Lapse 12/31/19 CBS#3232	1,000,000.00	1,000,000.00					1,000,000.00
LARGE CAP CESSPOOL CLOSURE							
GF13-301-331120: Lapse 12/31/13 CBS-1114	300,000.00	300,000.00	109,443.79		190,556.21		()
GO18-373-367252: Lapse 12/31/16 CBS-1114	550,000.00	242,364.00	224,144.15			18,219.85	
CW BUILDING MAINT REPAIRE BSY							
GF19-301-390C40: Lapse 12/31/19 CBS#2742	225,000.00	225,000.00					225,000.00
MOLOKAI ATHLETIC COMPLEX							
SH16-323-369511:	400,000.00	400,000.00				399,980.00	20.00
	<b>8,760,000.00</b>	<b>8,452,364.00</b>	<b>2,597,580.92</b>	<b>80,094.51</b>	<b>376,083.68</b>	<b>2,818,123.72</b>	<b>2,580,481.17</b>
<b>TOTAL Parks and Recreation</b>	<b>91,409,565.75</b>	<b>68,057,680.30</b>	<b>23,490,725.90</b>	<b>3,828,456.53</b>	<b>1,231,448.24</b>	<b>23,346,620.91</b>	<b>16,160,428.72</b>



**County of Maui**  
**Capital Improvement Projects Report (Excluding Department of Water Supply)**  
**As of 9/30/2018**

<b>13-907 Roads</b>	<b>Original Appropriation</b>	<b>Alloted To Date</b>	<b>Expenditure Prior Years</b>	<b>Expenditure Current Year</b>	<b>Amount Lapsed</b>	<b>Encumbrance</b>	<b>Allotment Balance</b>
<b>Hana Community Plan Area</b>							
HANA DISTRICT RD RESURFACING							
HY01-302-317003: Lapse 12/31/01	650,000.00	643,184.00	484,563.41		147,509.31	11,111.28	
KALEPA ROCKFALL REPAIRS							
HY19-302-390083: Lapse 12/31/19 CBS-2779	150,000.00	150,000.00					150,000.00
KOUKOUAI BRIDGE REHAB							
GO18-373-378279: Lapse 12/31/17 CBS-1046	600,000.00	400,676.00	26,279.05	95,409.27		446,311.68	(167,324.00)
KALEPA REVETMENT/SEAWALL REP							
GO19-374-390281: Lapse 12/31/19 CBS-3183	500,000.00						
LELEKEA BRIDGE REPLACEMENT							
GO18-373-389255: Lapse 12/31/18 CBS-1049	50,000.00						
GO19-374-389283: Lapse 12/31/18 CBS-1049	100,000.00						
HY18-302-389755: Lapse 12/31/18 CBS-1049	100,000.00	100,000.00	18,870.00	11,730.00		47,610.55	21,789.45
PIILANI HWY RD IMPRV/NUANUALOA							
GO18-373-378280: Lapse 12/31/17 CBS-3225	147,000.00	146,200.00	126,496.85			19,703.15	
HY17-302-378382: Lapse 12/31/17 CBS-3225	2,003,000.00	2,003,000.00	350.03	1,517,882.48	11,649.97	473,117.52	
ROCKFALL/EMBKMNT ASSESSMNT							
HY17-302-378381: Lapse 12/31/17 CBS-3176	350,000.00	350,000.00	1,406.24		290,893.76	57,700.00	
MAKA'AKAE RD RESURFACING							
GO19-374-390282: Lapse 12/31/19	550,000.00						
KEANAE RD SAFETY IMPROVEMENTS							
GO18-373-367281: Lapse 12/31/16 CBS-2769	400,000.00	400,000.00	400,000.00				
GO18-373-389254: Lapse 12/31/18 CBS-2769	175,900.00	175,900.00				175,900.00	
GO19-374-389274: Lapse 12/31/18 CBS-2769	824,100.00	1,000.00					1,000.00
KAHOOLOPOO BRDGE RPL BR090078							
DOT12-325-327500: #STP-BR0900-078	1,680,000.00	1,672,000.00	1,357,991.39				314,008.61
	<b>8,280,000.00</b>	<b>6,041,960.00</b>	<b>2,415,956.97</b>	<b>1,625,021.75</b>	<b>450,053.04</b>	<b>1,231,454.18</b>	<b>319,474.06</b>
<b>Paia-Haiku Community Plan Area</b>							
NORTH SHORE GREENWAY							
GO18-373-367235: Lapse 12/31/16 CBS-1942	350,000.00	16,710.99	12,533.99			4,177.00	
GO18-373-389260: Lapse 12/31/18 CBS-1942	68,940.00	68,940.00	180.00	4,580.08		68,760.00	(4,580.08)
GO19-374-389276: Lapse 12/31/18 CBS-1942	281,060.00	4,676.30					4,676.30
BALDWIN AVE BIKEWAY/GREENWAY							
BY11-304-317035: Lapse 12/31/11	200,000.00	200,000.00	45,007.08		154,992.92		
KAUPAKALUA PVEMNT RECONST							
HY17-302-378393: Lapse 12/31/17 CBS-1066	550,000.00	550,000.00	346,431.42	33,010.00	19,748.58	150,810.00	()
GO18-373-389259: Lapse 12/31/18 CBS-1066	54,106.58	48,086.00	27,090.47	6,867.42		20,148.69	(6,020.58)
GO19-374-389275: Lapse 12/31/18 CBS-1066	2,345,893.42	7,772.29					7,772.29
PAUWELA RD SIDEWK REPAIRS							
HY17-302-378394: Lapse 12/31/17 CBS-2310	500,000.00	500,000.00	175,428.05	197,966.62	12,797.10	113,808.23	
PAIA SCHOOL SAFE ROUTES							
HY15-302-356426: Lapse 12/31/15 CBS-2306	150,000.00	150,000.00	3,831.24		136,616.76	9,552.00	

**County of Maui**  
**Capital Improvement Projects Report (Excluding Department of Water Supply)**  
**As of 9/30/2018**

<b>13-907 Roads</b>	<b>Original Appropriation</b>	<b>Alloted To Date</b>	<b>Expenditure Prior Years</b>	<b>Expenditure Current Year</b>	<b>Amount Lapsed</b>	<b>Encumbrance</b>	<b>Allotment Balance</b>
HAIKU RD GUARDRAIL/SHLDR IMPR HY19-302-390092: Lapse 12/31/19 CBS-4597	300,000.00	300,000.00					300,000.00
HOLOMUA RD IMP (OLD MHS-BALD) HY19-302-390093: Lapse 12/31/19 CBS-3187	450,000.00	450,000.00					450,000.00
	<b>5,250,000.00</b>	<b>2,296,185.58</b>	<b>610,502.25</b>	<b>242,424.12</b>	<b>324,155.36</b>	<b>367,255.92</b>	<b>751,847.93</b>
<b>Makawao-Pukalani-Kula Community Plan Area</b>							
OLD HAL HWY DW (MAK AVE-PUK ST HY19-302-390089: Lapse 12/31/19 CBS-3187	1,000,000.00	1,000,000.00					1,000,000.00
PUKALANI TERRACE SDV PAVE RECO HY19-302-390088: Lapse 12/31/19 CBS-3194	1,000,000.00	1,000,000.00					1,000,000.00
GUARDRAIL/SHOULDER IMPRV HY17-302-378388: Lapse 12/31/17	300,000.00	300,000.00	1,372.75		298,627.25		
KOKOMO RD PAVEMENT RECON GO18-373-356223: Lapse 12/31/15 CBS-2295 DOT15-325-356740: #STP-STP-0366(0 01)	46,387.51 3,800,000.00	46,387.51 7,559,287.93	837.70 5,419,557.52			45,549.81	2,139,730.41
MAK/MAKANI ROAD IMPROVEMENTS HY06-302-367010: Lapse 12/31/06	600,000.00	600,000.00	287,595.59			312,404.41	
HALEAKALA HWY INTERSECT IMPR GO18-373-345274: Lapse 12/31/14 ORD#4095 SH14-323-345410: HY16-302-367118: Lapse 12/31/16 CBS-1979	1,218,491.00 2,000,000.00 500,000.00	37,271.00 1,250,000.00 500,000.00	14,310.00			22,961.00 525,208.87 500,000.00	724,791.13
OLD HALEAKALA HWY SIDEWALK SH13-323-331140: ACT106, SLH2012	998,000.00	998,000.00					998,000.00
OLD HALEAKALA HWY PVMNT REHAB DOT15-325-356780: #STP-STP-0900(0 84)	4,027,000.00	5,527,000.00	4,577,672.04				949,327.96
KOKOMO RD/MAKAWAO PAVEMNT GO18-373-367239: Lapse 12/31/16 CBS-2765 DOT17-325-376740: #STP-STP-0900(0 86) GOLAPS-350-378389: Lapse 12/31/17 CBS-2765	1,400,000.00 7,240,600.00 2,400,000.00	7,370.91 7,240,600.00 2,400,000.00	7,370.90 817,971.48 300,126.83	45,078.33	874,319.94	2,999,766.78 1,180,474.90	3,422,861.74 ( )
BALDWIN AVE RESURFACING DOT14-325-345403: #STP-STP-0390(0 01)	2,261,738.00	2,261,738.00	2,239,886.68			21,850.76	.56
BALDWIN AVE RESURF PH2 GO18-373-367238: Lapse 12/31/16 CBS-1889	3,361,250.00	1,300,956.82	1,133,673.89	3,674.98		163,607.95	
OLD HALEAKALA HWY RECONSTRUCTN GO18-373-367283: Lapse 12/31/16 ORD#4278	1,381,750.00	1,315,273.70	1,315,273.70				
	<b>33,535,216.51</b>	<b>33,343,885.87</b>	<b>16,115,649.08</b>	<b>48,753.31</b>	<b>1,172,947.19</b>	<b>5,771,824.48</b>	<b>10,234,711.81</b>
<b>Wailuku-Kahului Community Plan Area</b>							
KAMEHAMEHA AVE SW IMPRV HY17-302-378403: Lapse 12/31/17 CBS-3178	330,000.00	330,000.00	307,609.72		22,390.28		
KAM AVE @ MAUI LANI PRK INTER HY19-302-390099: Lapse 12/31/19 CBS-2787	610,000.00	610,000.00					610,000.00

**County of Maui**  
**Capital Improvement Projects Report (Excluding Department of Water Supply)**  
**As of 9/30/2018**

<b>13-907 Roads</b>	<b>Original Appropriation</b>	<b>Alloted To Date</b>	<b>Expenditure Prior Years</b>	<b>Expenditure Current Year</b>	<b>Amount Lapsed</b>	<b>Encumbrance</b>	<b>Allotment Balance</b>
GO19-374-390299: Lapse 12/31/19 CBS-2787 KAHAKULOA STREAM BRIDGE	2,865,000.00	814.58		814.58			
GO18-373-356244: Lapse 12/31/15 CBS-1060	700,000.00	508,933.00	311,171.41			197,761.59	
GO18-373-378206: Lapse 12/31/17 CBS-1060 ONEHEE/KEA PAVEMNT REHAB	650,000.00	650,000.00	598.25	649,401.75			
GO18-373-378207: Lapse 12/31/17 CBS-2768 C MAUI SIGNAL UPGRADE	200,000.00	200,000.00	46,333.00	31,879.14		121,787.86	
HY17-302-378402: Lapse 12/31/17 CBS-1945 WAIALE ROAD EXTENSION	270,000.00	270,000.00	12,780.00		21,200.00	236,020.00	
GO18-373-356245: Lapse 12/31/15 CBS-1069 WAKEA/KAMEHA INTERSEC IMPRV	400,000.00	389,680.00	53,412.00			336,268.00	
HY17-302-378404: Lapse 12/31/17 CBS-1916 WAIALE RD SHOULDER IMPROVEMENT	240,000.00	240,000.00	76,764.86		21,769.14	141,466.00	
GO14-371-345248: Lapse 12/31/14 CBS-1919 PAPA AVE PAVEMENT REHABILITATI	114,900.00	114,900.00	52,540.00			62,360.00	
DOT14-325-347520: #STP-STP-3910(0 01) LONO AVE PAVEMENT REHABILITATI	6,625,000.00	6,785,780.43	6,751,176.99			34,603.44	
DOT12-325-327507: #STP-STO-3950(0 07) WAKEA AVE TRAFFIC SIGNALS	1,608,226.46	950,352.11	950,352.11				
GO18-373-345293: Lapse 12/31/14 CBS-1921 KAHEKILI HWY IMPRV	48,271.12	46,384.54	46,384.54				
GO18-373-367241: Lapse 12/31/16 CBS-1053 WAKEA AVE/WELLS PAVEMENT REHAB	3,000,000.00	3,000,000.00	3,000,000.00				
GO14-371-345250: Lapse 12/31/14 CBS-1896	517,573.02	517,573.02	472,374.45			45,198.57	
DOT14-325-345401: #STP-STP-0900(0 82) WAKEA PVMNT KAAHUMANU/PUUNENE	2,500,000.00	2,229,601.16	1,889,497.81			275,574.26	64,529.09
HY13-302-331124: Lapse 12/31/13 CBS-1028 WAKEA AVE PAVEMENT REHAB	800,000.00	800,000.00	691,163.53		47,101.47	61,735.00	
DOT13-325-337515: #STP-STP-3920 (006) KUIKAHI DR PAVEMENT REHAB	3,275,685.65	3,267,572.54	2,214,779.41			246,774.69	806,018.44
GO18-373-367242: Lapse 12/31/16 CBS-2785 HANSEN ROAD IMPROVEMENT	440,000.00	439,137.04	439,137.04				
GO18-373-356225: Lapse 12/31/15 CBS-1047	446,484.05	415,441.36	415,441.36				
DOT15-325-356700: #STP-STP-3600(0 01) WAKEA AVE at HINA TRAFFIC	3,500,000.00	3,919,875.20	3,827,052.65				92,822.55
DOT14-325-345402: #STP-STP-0900(0 82) WAIEHU STREAM BRIDGE REPAIR	400,000.00	400,000.00	343,653.65				56,346.35
GO18-373-356246: Lapse 12/31/15 CBS-1965 KAM AVE/HINA PVTMNT REHAB	500,000.00	500,000.00	500,000.00				
HY13-302-331122: Lapse 12/31/13 CBS-1013 KAMEHAMEHA AVE AT KANE ST	1,200,000.00	1,200,000.00	1,011,231.93		44,345.51	144,422.56	
HY13-302-331125: Lapse 12/31/13 CBS-1015	250,000.00	250,000.00	105,421.12		144,578.88		

**County of Maui**  
**Capital Improvement Projects Report (Excluding Department of Water Supply)**  
**As of 9/30/2018**

<b>13-907 Roads</b>	<b>Original Appropriation</b>	<b>Alloted To Date</b>	<b>Expenditure Prior Years</b>	<b>Expenditure Current Year</b>	<b>Amount Lapsed</b>	<b>Encumbrance</b>	<b>Allotment Balance</b>
KAMEHAMEHA AVE PAVEMENT REHAB DOT13-325-337504: #STP-STP-0900 (079)	3,727,251.98	3,717,059.29	2,204,927.72			577,690.22	934,441.35
KAMEHAMEHA TRFC SIGNAL @ KANE DOT13-325-337505: #STP-STP-3940(0 02)	493,176.96	352,084.48	352,084.48				
CENTRAL MAUI BIKE/PEDESTRIAN BY16-304-367129: Lapse 12/31/16 CBS-2782	150,000.00	150,000.00	136,472.13	11,385.00		2,142.87	
PAVEMENT REHAB S MAUI ROADS DOT18-325-389800: #STP-STP-0900(0 90)	5,448,985.87	5,448,985.87				3,753,198.96	1,695,786.91
WAKEA/KAMEHAMEHA AVE TRAFFIC HY14-302-345326: Lapse 12/31/14 CBS-1916	180,000.00	180,000.00	5,000.00		175,000.00		
WAIALE RD IMP AT WAIINU ROAD HY19-302-390100: Lapse 12/31/19 CBS-1018	300,000.00	300,000.00					300,000.00
PAPA AVE COMPLETE STREETS IMPR HY19-302-390101: Lapse 12/31/19 CBS-5024	150,000.00	150,000.00					150,000.00
LONO AVENUE EXTENSION HY19-302-390102: Lapse 12/31/19 CBS-5054	300,000.00	300,000.00					300,000.00
WAIALE RD IMP (KAOHU-WAIINU) GO19-374-390298: Lapse 12/31/19 CBS-1919	150,000.00						
	<b>42,390,555.11</b>	<b>38,634,174.62</b>	<b>26,217,360.16</b>	<b>693,480.47</b>	<b>476,385.28</b>	<b>6,237,004.02</b>	<b>5,009,944.69</b>
<b>Kihei-Makena Community Plan Area</b>							
WAIPIULANI BIKE PATH BY17-304-378385: Lapse 12/31/17 CBS-1044	150,000.00	150,000.00	101,727.43	10,188.11		38,084.46	
S.KIHEI RD DW IMPR (PIIKEA-KU) HY19-302-390086: Lapse 12/31/19	200,000.00	200,000.00					200,000.00
NORTH SO COLLECTOR RD/NAMAUU HY14-302-345331: Lapse 12/31/14 CBS-1926	250,000.00	250,000.00	197,628.60			52,371.40	
PAVEMNT REHAB SM LOCATIONS GO18-373-378284: Lapse 12/31/17 CBS-2764	1,860,000.00	9,257.50	9,257.50				
KIHEI BIKEWAY PHASE 2 PV16-329-367579:	46,531.00	46,531.00	727.87			45,803.13	
DOT16-325-369501: #STP-STP-3115(0 03)	2,872,170.00	2,872,170.00	2,798,324.57			73,845.43	
S KIHEI RD PAVEMENT REHAB HY13-302-331127: Lapse 12/31/13 CBS-1017	600,000.00	600,000.00	325,582.46		274,417.54		
DOT14-325-345400: #STP-STP-3100(0 13)	2,600,000.00	1,587,448.45	1,261,865.99				325,582.46
BALDWIN AVE PAVEMNT REHAB PH2 DOT16-325-369507: #STP-STP-0390(0 02)	3,184,328.00	3,704,329.63	2,866,299.90			838,029.73	
NORTH SO COLLECTOR RD GO18-373-367244: Lapse 12/31/16 CBS-2309	553,622.00	553,622.00	296,722.10	158,679.42		98,220.48	
PV16-329-367577:	246,378.00	246,378.00				246,378.00	
GO19-374-390285: Lapse 12/31/19 CBS-2309	500,000.00						
KUIKAHI DR PAVEMENT REHAB DOT16-325-369505: #STP-STP-3210(0 01)-	1,994,564.00	2,263,776.44	1,855,150.72	(6,400.00)		124,761.24	290,264.48

**County of Maui**  
**Capital Improvement Projects Report (Excluding Department of Water Supply)**  
**As of 9/30/2018**

<b>13-907 Roads</b>	<b>Original Appropriation</b>	<b>Alloted To Date</b>	<b>Expenditure Prior Years</b>	<b>Expenditure Current Year</b>	<b>Amount Lapsed</b>	<b>Encumbrance</b>	<b>Allotment Balance</b>
S MAUI PAVEMENT REHAB							
GO18-373-389267: Lapse 12/31/18 CBS-2764	940,496.96	939,299.21		999.47		938,299.74	
GO19-374-389279: Lapse 12/31/18 CBS-2764	912,219.04						
S MAUI REGIONAL TRAFFIC							
HY16-302-367184: Lapse 12/31/16 ORD#4284	340,000.00	340,000.00	264,366.93		832.00	74,801.07	
SO MAUI TRAFFIC MASTER PLAN							
DOT16-325-369503: #STP-SPR-0010(0 36)		342,000.00				342,000.00	
KULANIHAKOI BRIDGE REPLACEMNT							
HY11-302-317030: Lapse 12/31/11	700,000.00	700,000.00	700,000.00				
HY19-302-390087: Lapse 12/31/19	280,000.00	280,000.00					280,000.00
WAILEA ALANUI/IKE DR PAVEMENT							
GO18-373-356215: Lapse 12/31/15 ORD#4095	1,590,721.76	1,010,488.99	1,008,541.23	1,941.65			6.11
KULANIHAKOI BRIDGE REPLACEMENT							
GO18-373-389256: Lapse 12/31/18 CBS-1045	6,110.15	6,110.15	6,110.15				
GO19-374-389284: Lapse 12/31/18 CBS-1045	1,243,889.85						
	<b>21,071,030.76</b>	<b>16,101,411.37</b>	<b>11,692,305.45</b>	<b>165,408.65</b>	<b>275,249.54</b>	<b>2,872,594.68</b>	<b>1,095,853.05</b>
<b>West Maui Community Plan Area</b>							
FRT ST BREAKWALL RPR LAH CTR							
GO19-374-390203: Lapse 12/31/19 CBS-1946	500,000.00						
WM ROADWAY IMPRV SVO GRANT							
PV16-329-367575:	1,700,000.00	1,700,000.00					1,700,000.00
FR STR DECK/RAIL RPR L'LUNA RD							
GO19-374-390204: Lapse 12/31/19 CBS-1949	700,000.00						
WM ROADWAY IMPRV MTV GRANT							
PV15-329-356575:	715,000.00	715,000.00				143,400.00	571,600.00
SHAW ST SIDEWALK/WAINEE ST							
HY10-302-307027: Lapse 12/31/10	250,000.00	250,000.00	147,824.14		100,642.74	1,533.12	
FRONT ST DECK&RAIL REPAIR							
HY15-302-356430: Lapse 12/31/15	250,000.00	250,000.00	117,461.96		132,538.04		
WM GREENWAY PILOT PRJ							
BY17-304-378406: Lapse 12/31/17 CBS-3240	300,000.00	300,000.00	108,645.47			191,354.53	
	<b>4,415,000.00</b>	<b>3,215,000.00</b>	<b>373,931.57</b>	<b>0.00</b>	<b>233,180.78</b>	<b>336,287.65</b>	<b>2,271,600.00</b>
<b>Countywide</b>							
BIKEWAY PROGRAMS 2003							
BY03-304-337014: Lapse 12/31/03	300,000.00	300,000.00	74,839.17		225,160.83		
BY13-304-331138: Lapse 12/31/13 CBS-1036	300,000.00	300,000.00	222,303.17			77,696.83	
BY14-304-345337: Lapse 12/31/14 CBS-1036	300,000.00	300,000.00	149,058.05		147,941.95	3,000.00	
BY15-304-356C37: Lapse 12/31/15 CBS-1036	620,000.00	620,000.00	603,040.91			16,959.09	
BY16-304-367C31: Lapse 12/31/16 CBS-1036	150,000.00	150,000.00	56,021.21			93,978.79	
BY18-304-389C49: Lapse 12/31/18 CBS-1036	97,276.00	97,276.00	3,396.16			89,566.52	4,313.32
BY19-304-390C73: Lapse 12/31/19 CBS#1036	140,000.00	140,000.00					140,000.00

**County of Maui**  
**Capital Improvement Projects Report (Excluding Department of Water Supply)**  
**As of 9/30/2018**

<b>13-907 Roads</b>	<b>Original Appropriation</b>	<b>Alloted To Date</b>	<b>Expenditure Prior Years</b>	<b>Expenditure Current Year</b>	<b>Amount Lapsed</b>	<b>Encumbrance</b>	<b>Allotment Balance</b>
<b>CW SIDEWALK IMPROVEMENTS</b>							
HY13-302-331133: Lapse 12/31/13 CBS-1037	500,000.00	500,000.00	401,651.13	1,104.03	45,328.87	51,915.97	
HY14-302-345335: Lapse 12/31/14 CBS-1037	450,000.00	450,000.00	371,688.72		44,403.73	33,907.55	
HY15-302-356C35: Lapse 12/31/15 CBS-1037	500,000.00	500,000.00	491,682.79		2,980.01		5,337.20
HY16-302-367C26: Lapse 12/31/16 CBS-1037	400,000.00	400,000.00	366,567.01		19,829.39	13,603.60	
HY17-302-378C76: Lapse 12/31/17 CBS-1037	500,000.00	500,000.00	271,596.37			228,403.63	
HY19-302-390C78: Lapse 12/31/19 CBS#1037	490,000.00	490,000.00					490,000.00
<b>CW BRIDGE IMPROVEMENTS</b>							
HY14-302-345332: Lapse 12/31/14 CBS-1031	295,000.00	295,000.00	150,402.76		418.70	144,178.54	()
HY15-302-356C31: Lapse 12/31/15 CBS-1031	370,000.00	370,000.00	255,337.21		104,664.69	9,998.10	
HY16-302-367C22: Lapse 12/31/16 CBS-1031	370,000.00	370,000.00	213,743.50		100,847.50	55,409.00	
GO18-373-378C72: Lapse 12/31/17 CBS-1031	370,000.00	370,000.00	198,803.74	14,880.26		156,316.00	
HY19-302-390C76: Lapse 12/31/19 CBS#1031	220,000.00	220,000.00				1,000.00	219,000.00
<b>PAVEMENT JUSTIFICATION</b>							
HY16-302-367128: Lapse 12/31/16 CBS-2777	160,000.00	160,000.00	151,165.69		8,834.31		
<b>CW SAFETY IMPROVEMENTS</b>							
HY07-302-377033: Lapse 12/31/07	600,000.00	600,000.00	557,129.51	895.97	41,374.52	600.00	()
HY08-302-387030: Lapse 12/31/08	500,000.00	500,000.00	359,986.26	2,184.00	137,829.74		
HY13-302-331132: Lapse 12/31/13 CBS-1024	600,000.00	600,000.00	521,268.24	9,000.00	22,959.77	46,771.99	
HY14-302-345334: Lapse 12/31/14 CBS-1024	500,000.00	500,000.00	383,294.79		104,879.98	11,825.23	
HY15-302-356C34: Lapse 12/31/15 CBS-1024	600,000.00	600,000.00	591,220.78		8,779.22		
HY16-302-367C25: Lapse 12/31/16 CBS-1024	390,000.00	390,000.00	303,304.34	2,225.00	49,766.80	34,703.86	
HY17-302-378C75: Lapse 12/31/17 CBS-1024	600,000.00	600,000.00	236,335.80		1,200.00	362,464.20	()
HY18-302-389C51: Lapse 12/31/18 CBS-1024	500,000.00	500,000.00	37,962.68	921.37		371,392.57	89,723.38
HY19-302-390C75: Lapse 12/31/19 CBS#1024	850,000.00	850,000.00		1,932.18		15,660.00	832,407.82
<b>EHA ST RDWAY DEDICATION</b>							
HY16-302-367324: Lapse 12/31/16 CBS-1023	300,000.00	300,000.00	71,910.00		220,090.00	8,000.00	
<b>CW SPEED HUMP TABLE PROGRAM</b>							
HY13-302-331135: Lapse 12/31/13	500,000.00	500,000.00	456,243.70		43,756.30		
<b>CW PAVEMENT PRESERVATION</b>							
HY16-302-367C23: Lapse 12/31/16 CBS-1034	400,000.00	400,000.00	229,380.95		170,619.05		
HY17-302-378C73: Lapse 12/31/17 CBS-1034	500,000.00	500,000.00	144.02		135,410.98	364,445.00	
<b>CW ROAD RESURFACING</b>							
HY12-302-327032: Lapse 12/31/12 CBS-1023	5,436,736.00	5,436,736.00	5,137,057.67		188,399.03	111,279.30	
HY13-302-331131: Lapse 12/31/13 CBS-1023	6,211,200.00	6,211,200.00	6,016,002.53		195,197.48		(.01)
HY14-302-345333: Lapse 12/31/14 CBS-1023	5,546,744.00	5,546,744.00	5,396,205.75		45,582.66	104,955.59	
HY15-302-356C33: Lapse 12/31/15 CBS-1023	4,943,698.00	4,943,698.00	4,357,683.90	544.50	555,946.42	29,523.18	
HY16-302-367C24: Lapse 12/31/16 CBS-1023	5,718,028.00	5,718,028.00	4,660,507.34	21,619.91	571,636.96	453,566.83	10,696.96
HY17-302-378C74: Lapse 12/31/17 CBS-1023	5,634,267.00	5,634,267.00	3,248,696.37	22,559.14	87,253.04	2,275,758.45	()
HY18-302-389C50: Lapse 12/31/18 CBS-1023	5,238,541.00	5,238,541.00	402,780.21	127,378.93		896,321.32	3,812,060.54
HY19-302-390C74: Lapse 12/31/19 CBS#1023	6,266,792.00	6,266,792.00				24,800.00	6,241,992.00
<b>CW TRAFFIC CALMING PRG</b>							
HY17-302-378C77: Lapse 12/31/17 CBS-1035	200,000.00	200,000.00	11,342.24		3,551.08	185,106.68	
HY19-302-390C77: Lapse 12/31/19 CBS#1035	350,000.00	350,000.00					350,000.00
<b>KAMALII ELEM SCH SAFE ROUTES</b>							

**County of Maui**  
**Capital Improvement Projects Report (Excluding Department of Water Supply)**  
**As of 9/30/2018**

<b>13-907 Roads</b>	<b>Original Appropriation</b>	<b>Alloted To Date</b>	<b>Expenditure Prior Years</b>	<b>Expenditure Current Year</b>	<b>Amount Lapsed</b>	<b>Encumbrance</b>	<b>Allotment Balance</b>
DOT13-325-337507: #STP-SRS-1500(6 0)	460,000.00	459,000.00	377,825.01				81,174.99
MAUI BICYCLE/PEDESTRIAN							
DOT19-325-390700: #STP-TAP-0900(0 92)	200,000.00	121,200.00		317.22			120,882.78
CW FEDERAL AID PROGRAM							
GO19-374-390C72: Lapse 12/31/19 CBS#5022	2,000,000.00						
SAFE ROUTES TO SCH PRG							
SH15-323-356730: ORD#4195	101,000.00	152,109.38	56,716.48			95,392.90	
SH16-323-369510:	150,000.00	185,911.46				185,911.46	
SH17-323-379510:	150,000.00	92,955.73				15,000.41	77,955.32
SH18-323-389510:	225,000.00	92,955.73					92,955.73
GUARDRAIL/SHLDR IMPR AT VAR LO							
HY19-302-390C79: Lapse 12/31/19 CBS#2774	200,000.00	200,000.00					200,000.00
BRIDGE INSPECTN NBIS(062)							
DOT15-325-356710: #STP-BR-NBIS(06 2		359,167.16	358,400.00				767.16
	<b>62,404,282.00</b>	<b>60,581,581.46</b>	<b>37,752,696.16</b>	<b>205,562.51</b>	<b>3,284,643.01</b>	<b>6,569,412.59</b>	<b>12,769,267.19</b>
<b>TOTAL Roads</b>	<b>177,346,084.38</b>	<b>160,214,198.90</b>	<b>95,178,401.64</b>	<b>2,980,650.81</b>	<b>6,216,614.20</b>	<b>23,385,833.52</b>	<b>32,452,698.73</b>

**County of Maui**  
**Capital Improvement Projects Report (Excluding Department of Water Supply)**  
**As of 9/30/2018**

<b>13-908 Solid Waste Facilities</b>	<b>Original Appropriation</b>	<b>Alloted To Date</b>	<b>Expenditure Prior Years</b>	<b>Expenditure Current Year</b>	<b>Amount Lapsed</b>	<b>Encumbrance</b>	<b>Allotment Balance</b>
<b>Hana Community Plan Area</b>							
HANA LF MAKAI BERM WASTE							
SW15-305-356477: Lapse 12/31/15 CBS-1908	750,000.00	750,000.00	750,000.00				
SW16-305-367166: Lapse 12/31/16 CBS-1908	250,000.00	250,000.00	249,983.74		16.26		
GO18-373-378208: Lapse 12/31/17 CBS-1908	2,000,000.00	1,824,485.51	1,694,980.85	55,804.26		73,700.40	
SW18-305-389704: Lapse 12/31/18 CBS-1908	2,000,000.00	2,000,000.00		956,168.20		1,080,580.25	(36,748.45)
GO19-374-390208: Lapse 12/31/19 CBS-1908	1,000,000.00	441,654.25		166,715.80			274,938.45
	<b>6,000,000.00</b>	<b>5,266,139.76</b>	<b>2,694,964.59</b>	<b>1,178,688.26</b>	<b>16.26</b>	<b>1,154,280.65</b>	<b>238,190.00</b>
<b>Makawao-Pukalani-Kula Community Plan Area</b>							
MAKANI CLOSED LF REMEDIATIN							
SW16-305-367167: Lapse 12/31/16 CBS-2726	300,000.00	300,000.00	300,000.00				()
SW18-305-389707: Lapse 12/31/18 CBS-2726	1,750,000.00	1,750,000.00	1,283,394.28				466,605.72
	<b>2,050,000.00</b>	<b>2,050,000.00</b>	<b>1,583,394.28</b>	<b>0.00</b>	<b>0.00</b>	<b>0.00</b>	<b>466,605.72</b>
<b>Wailuku-Kahului Community Plan Area</b>							
CML SYS CONTROL & DATA ACQ							
SW19-305-390024: Lapse 12/31/19 CBS-3181	300,000.00	300,000.00					300,000.00
LEACHATE COLL/RECOV/EDS UPGRD							
SW17-305-378316: Lapse 12/31/17 CBS-3175	80,000.00	80,000.00	29,590.33	7,061.21	778.00	42,570.46	
SW18-305-389712: Lapse 12/31/18 CBS-3175	250,000.00	250,000.00					250,000.00
SW19-305-390023: Lapse 12/31/19 CBS-3175	500,000.00	500,000.00					500,000.00
CML PH V GAS COLL SYS EXP							
SH/LN-341-378314: Lapse 12/31/17 CBS-1109	2,500,000.00	2,500,000.00	1,683,238.14			816,761.86	
WAIKAPU CLOSED LF REMEDIATIN							
SW16-305-367168: Lapse 12/31/16 CBS-2724	300,000.00	300,000.00	300,000.00				
SW18-305-389713: Lapse 12/31/18 CBS-2724	860,000.00	860,000.00	777,585.39	20,045.00		62,356.89	12.72
C MAUI LANDFILL IMPRVMT							
SW15-305-356478: Lapse 12/31/15 CBS-1220	1,050,000.00	1,050,000.00	1,020,549.23		29,450.77		
CML SYS CTRL/DATA ACQUISTN							
SW17-305-378315: Lapse 12/31/17 CBS-1901	80,000.00	80,000.00	40,464.91	17,224.21	169.17	22,141.71	
CML MONIT WELL DES & CONST							
GO19-374-390220: Lapse 12/31/19 CBS-2290	500,000.00	494,710.11					494,710.11
CML PHASE V-B EXTENSION							
SH/LN-341-389714: Lapse 12/31/18 CBS-1095	3,625,000.00	3,625,000.00	992,663.07	566,139.06		1,958,227.81	107,970.06
MCL LAND PURCHASE							
GO19-374-390221: Lapse 12/31/19 CBS-3567	250,000.00						
CML PHASE III							
GO19-374-390222: Lapse 12/31/19 CBS-5019	250,000.00						
	<b>10,545,000.00</b>	<b>10,039,710.11</b>	<b>4,844,091.07</b>	<b>610,469.48</b>	<b>847,159.80</b>	<b>2,085,296.87</b>	<b>1,652,692.89</b>
<b>West Maui Community Plan Area</b>							
OLOWALU CLOSED LF REMEDIATIN							



**County of Maui**  
**Capital Improvement Projects Report (Excluding Department of Water Supply)**  
**As of 9/30/2018**

	Original Appropriation	Alloted To Date	Expenditure Prior Years	Expenditure Current Year	Amount Lapsed	Encumbrance	Allotment Balance
<b>13-908 Solid Waste Facilities</b>							
SW16-305-367169: Lapse 12/31/16 CBS-2725	300,000.00	300,000.00	281,471.45		18,528.55		
SW18-305-389717: Lapse 12/31/18 CBS-2725	950,000.00	950,000.00	783,445.62	66,894.69		99,618.97	40.72
	<b>1,250,000.00</b>	<b>1,250,000.00</b>	<b>1,064,917.07</b>	<b>66,894.69</b>	<b>18,528.55</b>	<b>99,618.97</b>	<b>40.72</b>
<b>Molokai Community Plan Area</b>							
KALAMAULA CLOSED LF REMEDIATION							
SW16-305-367170: Lapse 12/31/16 CBS-2727	400,000.00	400,000.00	400,000.00				
SW18-305-389708: Lapse 12/31/18 CBS-2727	230,000.00	230,000.00	117,151.00			111,420.00	1,429.00
MOLOKAI LF PHASE V							
SW19-305-390016: Lapse 12/31/19 CBS-4606	300,000.00	300,000.00					300,000.00
MOLOKAI LF-ENVTL ASSESSMNT							
SW17-305-378313: Lapse 12/31/17 CBS-3184	160,000.00	160,000.00	96,892.00	27,984.00		35,124.00	
	<b>1,090,000.00</b>	<b>1,090,000.00</b>	<b>614,043.00</b>	<b>27,984.00</b>	<b>0.00</b>	<b>146,544.00</b>	<b>301,429.00</b>
<b>Countywide</b>							
CW LF PV/WIND TURBINE LIGHT							
SW17-305-378301: Lapse 12/31/17 CBS-2722	195,000.00	195,000.00	125,349.00	39,151.00	30,500.00		
LANDFILL POTABLE H2O SUPPLY							
SW19-305-390C02: Lapse 12/31/19 CBS#4609	100,000.00	100,000.00					100,000.00
ENV'TAL COMP SYS DSGN/CTNS							
SW17-305-378302: Lapse 12/31/17 CBS-3182	250,000.00	250,000.00	199,321.50		115.00	50,563.50	
SW19-305-390C01: Lapse 12/31/19 CBS#3182	200,000.00	200,000.00					200,000.00
	<b>745,000.00</b>	<b>745,000.00</b>	<b>324,670.50</b>	<b>39,151.00</b>	<b>30,615.00</b>	<b>50,563.50</b>	<b>300,000.00</b>
<b>TOTAL Solid Waste Facilities</b>	<b>21,680,000.00</b>	<b>20,440,849.87</b>	<b>11,126,080.51</b>	<b>1,923,187.43</b>	<b>896,319.61</b>	<b>3,536,303.99</b>	<b>2,958,958.33</b>

**County of Maui**  
**Capital Improvement Projects Report (Excluding Department of Water Supply)**  
**As of 9/30/2018**

<b>13-909 Wastewater Facilities</b>	<b>Original Appropriation</b>	<b>Alloted To Date</b>	<b>Expenditure Prior Years</b>	<b>Expenditure Current Year</b>	<b>Amount Lapsed</b>	<b>Encumbrance</b>	<b>Allotment Balance</b>
<b>Hana Community Plan Area</b>							
HELENE HALL SEPTIC IMPRV WM19-303-390009: Lapse 12/31/19	245,000.00	245,000.00					245,000.00
<b>Paia-Haiku Community Plan Area</b>							
KAUNOA SR CTR PROP SEWER SVC GF17-301-378330: Lapse 12/31/17 CBS-3195	40,000.00	40,000.00	23,822.76		16,177.24		
KUAU NO.1 FM REPLACEMENT WM19-303-390017: Lapse 12/31/19 CBS-1955	50,000.00	50,000.00					50,000.00
KUAU NO.2 FM REPLACEMENT WM19-303-390018: Lapse 12/31/19 CBS-1964	50,000.00	50,000.00					50,000.00
KUAU #3 FM REPLACEMENT WM18-303-389710: Lapse 12/31/18 CBS-1183	60,000.00	60,000.00	17,477.00	4,023.00		38,500.00	
KUAU #4 FM REPLACEMENT WM18-303-389711: Lapse 12/31/18 CBS-1184	60,000.00	60,000.00	21,487.36	20,449.87		18,062.77	
	<b>260,000.00</b>	<b>260,000.00</b>	<b>62,787.12</b>	<b>24,472.87</b>	<b>16,177.24</b>	<b>56,562.77</b>	<b>100,000.00</b>
<b>Wailuku-Kahului Community Plan Area</b>							
HAWAIIAN HOMES FM REPLCMNT SH/LN-341-367171: Lapse 12/31/16 CBS-1151	2,240,000.00	2,240,000.00	2,240,000.00				
WM19-303-390019: Lapse 12/31/19 CBS-1151	253,000.00	253,000.00					253,000.00
WAI-KAH EPA COMP SEWER REHAB WM19-303-390025: Lapse 12/31/19 CBS-1131	2,000,000.00	2,000,000.00					2,000,000.00
WAI-KAH WWRF EMERG EFFL FM WM19-303-390026: Lapse 12/31/19 CBS-5035	450,000.00	450,000.00					450,000.00
EPA CONSENT DECREE SEWER REHAB WM15-303-356463: Lapse 12/31/15 CBS-1131	500,000.00	500,000.00	480,274.52	16,153.00	62.48	3,510.00	
WM16-303-367155: Lapse 12/31/16 CBS-1131	750,000.00	750,000.00	750,000.00				
WM17-303-378317: Lapse 12/31/17 CBS-1131	1,000,000.00	1,000,000.00	898,585.69			101,414.31	
WM18-303-389715: Lapse 12/31/18 CBS-1131	1,000,000.00	1,000,000.00				1,000,000.00	
WAI-KAH RECYCLED WTR FM WM18-303-389716: Lapse 12/31/18 CBS-1171	500,000.00	500,000.00					500,000.00
HOO HUI ANA FM REPLACEMENT WM14-303-345369: Lapse 12/31/14 CBS-1149	900,000.00	900,000.00	581,827.88		318,172.12		
WAI-KAH WWRF SOLID BLDG RENO SH/LN-341-378318: Lapse 12/31/17 CBS-3233	1,000,000.00	1,000,000.00	359,540.20		342,394.05	298,065.75	
WAIIEHU WWPS FM REPLACEMENT SH/LN-341-356481: Lapse 12/31/15 CBS-1159	1,300,000.00	1,300,000.00	827,136.22		472,863.78		
	<b>11,893,000.00</b>	<b>11,893,000.00</b>	<b>6,137,364.51</b>	<b>16,153.00</b>	<b>1,133,492.43</b>	<b>1,402,990.06</b>	<b>3,203,000.00</b>
<b>Kihei-Makena Community Plan Area</b>							
KIHEI #16 PS REHAB/FM REPLC SH/LN-341-367173: Lapse 12/31/16 CBS-1152	4,400,000.00	4,400,000.00	3,594,525.87	169,622.60		635,851.53	

**County of Maui**  
**Capital Improvement Projects Report (Excluding Department of Water Supply)**  
**As of 9/30/2018**

<b>13-909 Wastewater Facilities</b>	<b>Original Appropriation</b>	<b>Alloted To Date</b>	<b>Expenditure Prior Years</b>	<b>Expenditure Current Year</b>	<b>Amount Lapsed</b>	<b>Encumbrance</b>	<b>Allotment Balance</b>
SH/LN-341-378407: Lapse 12/31/17	1,010,000.00	1,010,000.00			757.00	1,009,243.00	
KIHEI FM #16 REPLACEMENT							
WM14-303-345372: Lapse 12/31/14 CBS-1140	500,000.00	500,000.00	500,000.00				
SO MAUI RECYCLED WATER							
WM15-303-356465: Lapse 12/31/15 CBS-1160	300,000.00	300,000.00	300,000.00				
SH/LN-341-356482: C15007 17 Lapse 12/3	1,044,000.00	1,044,000.00	1,025,343.78		30.00	18,626.22	
SH/LN-341-389406: Lapse 12/31/18 CBS-1160	3,750,000.00	3,750,000.00					3,750,000.00
WM18-303-389706: Lapse 12/31/18 CBS-1160	2,750,000.00	2,750,000.00					2,750,000.00
SH/LN-341-390020: Lapse 12/31/19 CBS-1160	1,273,000.00	1,273,000.00					1,273,000.00
KULANIHAKOI ST RECYCLE WTR LN							
SH/LN-341-378312: Lapse 12/31/17 CBS-1917	1,700,000.00	1,700,000.00	1,473,063.59		226,936.41		
KENOLIO RD/KOKI SEWER REHAB							
WM17-303-378309: Lapse 12/31/17 CBS-3196	50,000.00	50,000.00	48,728.00	1,272.00			
WM19-303-390011: Lapse 12/31/19 CBS-3196	800,000.00	800,000.00					800,000.00
KIHEI WWF RTU UPRGDS							
WM17-303-378310: Lapse 12/31/17 CBS-2730	1,500,000.00	1,500,000.00	525,532.90	150,954.28	143,544.47	679,968.35	
WM17-303-378311: Lapse 12/31/17 CBS-2321	200,000.00	200,000.00	190,680.64	8,743.11	576.25		
NORTH KIEHI MAUKA TRANS							
WM19-303-390010: Lapse 12/31/19 CBS-2321	1,500,000.00	1,500,000.00					1,500,000.00
KIHEI NO.7 FM REPLACE							
WM19-303-390012: Lapse 12/31/19 CBS-2322	150,000.00	150,000.00					150,000.00
S KIHEI RD GRAVITY SYS CAP UPG							
WM18-303-389705: Lapse 12/31/18 CBS-3200	500,000.00	500,000.00					500,000.00
KIHEI NO.8 FM REPLACEMENT							
WM19-303-390013: Lapse 12/31/19 CBS-3197	200,000.00	200,000.00					200,000.00
LILoa DRD RECYCLED WATER LINE							
WM19-303-390014: Lapse 12/31/19 CBS-5030	500,000.00	500,000.00					500,000.00
KIHEI WWRF GRIT SYS REPLACE							
SH/LN-341-390015: Lapse 12/31/19 CBS-5026	6,500,000.00	6,500,000.00					6,500,000.00
	<b>28,627,000.00</b>	<b>28,627,000.00</b>	<b>7,657,874.78</b>	<b>330,591.99</b>	<b>371,844.13</b>	<b>2,343,689.10</b>	<b>17,923,000.00</b>
<b>West Maui Community Plan Area</b>							
NAPILI #5&6 FM REPLACEMENTS							
WM15-303-356470: Lapse 12/31/15 CBS-1162	300,000.00	300,000.00	204,549.48	5,498.03		89,952.49	
WM17-303-378323: Lapse 12/31/17 CBS-1162	3,200,000.00	3,200,000.00		263,690.00		2,936,310.00	
NAPILI #3 FM REPLCMENT							
WM17-303-378321: Lapse 12/31/17 CBS-1161	200,000.00	200,000.00	65,038.30	19,160.23		115,801.47	
SH/LN-341-390029: Lapse 12/31/19 CBS-1161	1,800,000.00	1,800,000.00					1,800,000.00
NAPILI #4 FM REPLCMENT							
WM17-303-378322: Lapse 12/31/17 CBS-1174	200,000.00	200,000.00	58,401.85	29,712.75		111,885.40	
SH/LN-341-390030: Lapse 12/31/19 CBS-1174	1,800,000.00	1,800,000.00					1,800,000.00
NAPILI WWPS #1-6 MODIFC							
WM15-303-356471: Lapse 12/31/15 CBS-1165	500,000.00	500,000.00	351,890.54		8,000.00	140,109.46	

**County of Maui**  
**Capital Improvement Projects Report (Excluding Department of Water Supply)**  
**As of 9/30/2018**

<b>13-909 Wastewater Facilities</b>	<b>Original Appropriation</b>	<b>Alloted To Date</b>	<b>Expenditure Prior Years</b>	<b>Expenditure Current Year</b>	<b>Amount Lapsed</b>	<b>Encumbrance</b>	<b>Allotment Balance</b>
NAPILI WWPS #5 MODIFICATIONS							
WM18-303-389718: Lapse 12/31/18 CBS-1181	2,300,000.00	2,300,000.00				2,107,187.00	192,813.00
NAPILI WWPS #6 MODIFICATIONS							
WM18-303-389719: Lapse 12/31/18 CBS-1182	2,300,000.00	2,300,000.00				2,107,187.00	192,813.00
LAHAINA WW PUMP STATION #2							
SH/LN-341-331180: C15005 10 Lapse 12/3	5,000,000.00	5,000,000.00	4,478,103.00		521,897.00		
KAANAPALI RESORT R-1 WATER DIS							
WM14-303-345374: Lapse 12/31/14 CBS-1952	700,000.00	700,000.00	31,360.00			668,640.00	
LAHAINA WWRF ODOR CONTROL							
WM13-303-331168: Lapse 12/31/13 CBS-1135	800,000.00	800,000.00	450,906.30		337,429.00	11,664.70	
WM15-303-356469: Lapse 12/31/15 CBS-1135	4,000,000.00	4,000,000.00	1,935,267.00		2,064,733.00		
WEST MAUI RECYCLED WATER PROJ							
ARRA13-327-331183: C150054-23	3,500,000.00	3,500,000.00	3,205,090.33		131,612.00		163,297.67
WM14-303-345377: Lapse 12/31/14 CBS-1124	50,000.00	50,000.00			325.00	49,675.00	
WM16-303-367161: Lapse 12/31/16 CBS-1124	1,360,000.00	1,360,000.00			667,434.00	692,566.00	
GO19-374-390227: Lapse 12/31/19 CBS-1124	500,000.00						
LAHAINA WWRF PRIMARY ELECTRICA							
WM18-303-389746: Lapse 12/31/18 ORD#4808	2,423,472.00	2,423,472.00				2,423,472.00	
SHERATON WW LIFT MODI							
WM16-303-367160: Lapse 12/31/16 CBS-1163	80,000.00	80,000.00	80,000.00				
SH/LN-341-378325: Lapse 12/31/17 CBS-1163	1,000,000.00	1,000,000.00				1,000,000.00	
NAPILI WWPS #4 MODIFICATIONS							
WM19-303-390028: Lapse 12/31/19 CBS-1180	400,000.00	400,000.00					400,000.00
LAHAINA WWRF UPGRD PORTBL REUS							
WM17-303-378320: Lapse 12/31/17 CBS-3202	150,000.00	150,000.00	139,949.93	7,366.07	2,684.00		
LAHAINA WWRF MODFCTN STAGE 1A							
GO08-367-369201: Lapse 12/31/06	1,000,000.00	1,000,000.00	891,829.00			108,171.00	
SH/LN-341-367174: CS-150 11 Lapse 12/3 7	12,500,000.00	2,467,000.00	2,467,000.00				
ARRA16-327-367175: CS-1500011 7		10,033,000.00	10,033,000.00				
SH/LN-341-378324: CS-150 11 Lapse 12/3 7	12,500,000.00	12,500,000.00	7,745,471.00	4,201,967.00		552,562.00	
SH/LN-341-389720: Lapse 12/31/18 CBS-1144	24,000,000.00	24,000,000.00	847,358.00	60,536.00		23,032,343.00	59,763.00
LAHAINA WWPS #3 MODI							
WM16-303-367157: Lapse 12/31/16 CBS-2731	1,600,000.00	1,600,000.00	1,600,000.00				
WM17-303-378408: Lapse 12/31/17 CBS-2731	110,000.00	110,000.00	44,200.34	65,454.53	345.13		
LAHAINA FORCE MAIN #4 REPLCMN							
WM13-303-331166: Lapse 12/31/13 CBS-1127	1,000,000.00	1,000,000.00	635,890.64		364,109.36		
EPA CONSENT DECREE SEWER REHAB							
WM16-303-367156: Lapse 12/31/16 CBS-1146	1,000,000.00	1,000,000.00	1,000,000.00				
	<b>86,273,472.00</b>	<b>85,773,472.00</b>	<b>36,265,305.71</b>	<b>4,653,384.61</b>	<b>4,098,568.49</b>	<b>36,147,526.52</b>	<b>4,608,686.67</b>
<b>Molokai Community Plan Area</b>							
KAUNAKAKAI WWRF PLAN							
WM18-303-389709: Lapse 12/31/18 CBS-4590	200,000.00	200,000.00		19,520.48		180,266.52	213.00

**County of Maui**  
**Capital Improvement Projects Report (Excluding Department of Water Supply)**  
**As of 9/30/2018**

<b>13-909 Wastewater Facilities</b>	<b>Original Appropriation</b>	<b>Alloted To Date</b>	<b>Expenditure Prior Years</b>	<b>Expenditure Current Year</b>	<b>Amount Lapsed</b>	<b>Encumbrance</b>	<b>Allotment Balance</b>
<b>Countywide</b>							
CW SATELLITE RECYCLED WTR FAC							
WM17-303-378C05: Lapse 12/31/17 CBS-2732	200,000.00	200,000.00	169,433.29	18,825.71	11,741.00		
CW WW SYSTEMS MODIFICATIONS							
WM17-303-378C06: Lapse 12/31/17 CBS-1128	500,000.00	500,000.00	306,252.31	66,359.84	36,632.04	90,755.81	
WM19-303-390C04: Lapse 12/31/19 CBS#1128	1,000,000.00	1,000,000.00				21,948.00	978,052.00
CW EPA WW RECLAMATION FACILITY							
WM13-303-331171: Lapse 12/31/13 CBS-1119	2,200,000.00	2,200,000.00	2,200,000.00				
WM15-303-356C74: Lapse 12/31/15 CBS-1119	2,000,000.00	2,000,000.00	1,959,352.63			40,647.37	()
WM16-303-367C63: Lapse 12/31/16 CBS-1119	2,000,000.00	2,000,000.00	1,542,083.46	21,899.18	1,989.27	399,006.85	35,021.24
WM17-303-378C04: Lapse 12/31/17 CBS-1119	1,600,000.00	1,600,000.00	543,942.50	17,079.85		1,038,977.65	
WM18-303-389C02: Lapse 12/31/18 CBS-1119	2,000,000.00	2,000,000.00	84,766.55	234,125.82		986,775.37	694,332.26
WM19-303-390C03: Lapse 12/31/19 CBS#1119	2,000,000.00	2,000,000.00					2,000,000.00
CW WWRF CONCRETE REHABILIT							
WM19-303-390C06: Lapse 12/31/19 CBS#3571	500,000.00	500,000.00					500,000.00
CW EPA CONSENT DECREE COMPLIAN							
WM13-303-331170: Lapse 12/31/13 CBS-1132	761,925.00	761,925.00	664,370.89		97,554.11		
WM14-303-345378: Lapse 12/31/14 CBS-1132	750,000.00	750,000.00	673,860.00		40,500.00	35,640.00	
WM15-303-356C73: Lapse 12/31/15 CBS-1132	1,080,000.00	1,080,000.00	908,646.19		131,256.80	40,097.01	
WM16-303-367C62: Lapse 12/31/16 CBS-1132	500,000.00	500,000.00	499,401.05		598.95		
WM17-303-378C03: Lapse 12/31/17 CBS-1132	500,000.00	500,000.00	25,453.84	140,374.50		334,171.66	()
WM18-303-389C01: Lapse 12/31/18 CBS-1132	500,000.00	500,000.00				500,000.00	
WM19-303-390C05: Lapse 12/31/19 CBS#1132	500,000.00	500,000.00				169,019.48	330,980.52
CW WWRF CHLORINATN SYS UPGRD							
SH/LN-341-378C07: Lapse 12/31/17 CBS-2734	2,000,000.00	2,000,000.00	237,458.28	63,727.68	1,006,240.54	692,573.50	
CW WET WELL REHABILITATION							
WM11-303-319012: Lapse 12/31/11 CBS-1126	1,000,000.00	1,000,000.00	952,038.03		38,933.00	9,028.97	
WM15-303-356C76: Lapse 12/31/15 CBS-1126	1,000,000.00	1,000,000.00	335,530.36		87,752.64	576,717.00	
CW SOIL AQUIFER TREATMENT							
WM16-303-367C64: Lapse 12/31/16	100,000.00	100,000.00	100,000.00				
CW WSTWTR SYSTEM MODIFICATION							
WM12-303-329023: Lapse 12/31/12 CBS-1128	1,000,000.00	1,000,000.00	895,933.96		80,091.91	23,974.13	()
WM13-303-331172: Lapse 12/31/13 CBS-1128	1,000,000.00	1,000,000.00	984,327.05		15,672.95		
WM14-303-345380: Lapse 12/31/14 CBS-1128	1,000,000.00	1,000,000.00	881,342.94		85,312.06	33,345.00	
WM15-303-356C75: Lapse 12/31/15 CBS-1128	1,000,000.00	1,000,000.00	927,977.97		.33	72,021.70	
WM16-303-367C65: Lapse 12/31/16 CBS-1128	500,000.00	500,000.00	467,962.61	2,081.60		29,955.79	
WM18-303-389C03: Lapse 12/31/18 CBS-1128	1,000,000.00	1,000,000.00	114,978.98			885,021.02	
CW WW RTU UPGRADES							
WM19-303-390C07: Lapse 12/31/19 CBS#5040	2,000,000.00	2,000,000.00					2,000,000.00
	<b>30,191,925.00</b>	<b>30,191,925.00</b>	<b>15,475,112.89</b>	<b>564,474.18</b>	<b>1,634,275.60</b>	<b>5,979,676.31</b>	<b>6,538,386.02</b>
<b>TOTAL Wastewater Facilities</b>	<b>157,690,397.00</b>	<b>157,190,397.00</b>	<b>65,598,445.01</b>	<b>5,608,597.13</b>	<b>7,254,357.89</b>	<b>46,110,711.28</b>	<b>32,618,285.69</b>

**County of Maui**  
**Capital Improvement Projects Report (Excluding Department of Water Supply)**  
**As of 9/30/2018**

<u>13-909 Wastewater Facilities</u>	<u>Original Appropriation</u>	<u>Alloted To Date</u>	<u>Expenditure Prior Years</u>	<u>Expenditure Current Year</u>	<u>Amount Lapsed</u>	<u>Encumbrance</u>	<u>Allotment Balance</u>
<b>TOTAL CAPITAL PROJECTS FUND</b>	631,723,696.89	518,244,297.37	232,992,575.36	16,662,623.57	23,993,503.00	123,774,653.48	120,820,941.96

**Countywide Capital Improvement Projects  
as of September 30, 2018**

<b>Project Number</b>	<b>Index Code</b>	<b>Project Title</b>	<b>Appropriation</b>	<b>Actual Expenditure</b>	<b>Encumbrance</b>	<b>Contract Number</b>	<b>Description</b>
CBS-1132	389701	CW EPA Compliance Projects	\$ 500,000.00		\$ 500,000.00		
	<b>Total</b>		<b>\$ 500,000.00</b>	<b>\$ -</b>	<b>\$ 500,000.00</b>		
		CW EPA Compliance Wastewater Reclamation Facility Renovation Projects	\$ 2,000,000.00				
CBS-1119	389702						
	380121	CW EPA Compliance Wailuku/Kahului			\$ 325,000.00		
	380142	CW EPA Compliance Catwalk/Lahaina		\$ 8,800.00	\$ 25,518.00	●C6467	●Catwalk for Lahaina WWRF Effluent Filters
	380145	CW EPA Compliance LAH WWRF Odor		\$ 2,474.46	\$ 4,225.01	●C5942	●For Lahaina WWRF Odor Control Project
				\$ 71,404.51	\$ 128,460.49	●C6509	●For Wailuku Pump Station Electric Upgrade
	380149	CW EPA Compliance Wailuku Pump Station					
	380150	CW EPA Compliance Wailuku Kahului/Lahaina		\$ 14,895.74	\$ 485,104.26	●C6492	●For Kahului & Lahaina WWRF RTU Upgrade
	380152	CW EPA Compliance Catch All		\$ 6,031.74	\$ 2,848.36	●PO369934	●MS SQL Server STD/CAL License
				\$ 215,285.92	\$ 15,619.25	●C6184	●Lahaina Wastewater Pump Station No. 3 Modifications
	380159	CW EPA Compliance Lahaina #3 WWPS					
	<b>Total</b>		<b>\$ 2,000,000.00</b>	<b>\$ 318,892.37</b>	<b>\$ 986,775.37</b>		
CBS-1128	389703	CW Wastewater System Modifications	\$ 1,000,000.00				
	380108	CW WWSM Kihei Recycled Water			\$ 159,623.00		
	380115	CW WWSM Lahaina WWRF Odor Control		\$ 2,773.19		●C5942	●For Lahaina WWRF Odor Control Project
	380116	CW WWSM Central Maui			\$ 950.10		
	380119	CW WWSM Sheraton WWPS			\$ 414,580.01		
	380122	CW WWSM Wailuku/Kahului			\$ 307,750.18		
				\$ 96,632.79		●C5359	●For Lahaina WWPS #2 Modification
	380126	CW WWSM Lahaina WWPS #2 Modification		\$ 15,573.00		●C5829	●Kulanihakoi Street Recycled Water Line Extension Project
	380129	CW WWSM Kulanihakoi St					
	389703	CW WW System Modifications			\$ 2,117.73		
	<b>Total</b>		<b>\$ 1,000,000.00</b>	<b>\$ 114,978.98</b>	<b>\$ 885,021.02</b>		
CBS-1218	389221	CW Equipment	\$ 2,700,000.00				
	380201	CW Equip 40K LB Truck Cab			\$ 319,681.12		
	380202	CW Equip 66K LB Truck Cab			\$ 1,356,082.77		
	<b>Total</b>		<b>\$ 2,700,000.00</b>	<b>\$ -</b>	<b>\$ 1,675,763.89</b>		

**Countywide Capital Improvement Projects  
as of September 30, 2018**

<b>Project Number</b>	<b>Index Code</b>	<b>Project Title</b>	<b>Appropriation</b>	<b>Actual Expenditure</b>	<b>Encumbrance</b>	<b>Contract Number</b>	<b>Description</b>
CBS-1003	389722	CW Fire Facilities	\$ 150,000.00				
	380148	CW Fire Hookipa Tower		\$ 24,900.00	\$ -	●PO369354	●Hookipa Beach Park Lifeguard Tower Repair
	<b>Total</b>		<b>\$ 150,000.00</b>	<b>\$ 24,900.00</b>	<b>\$ -</b>		
CBS-1009	389225	Public Safety Radio System Replacement	\$ 600,000.00		\$ 599,999.40		
	<b>Total</b>		<b>\$ 600,000.00</b>	<b>\$ -</b>	<b>\$ 599,999.40</b>		
CBS-4613	389728	CW Light Ordinance Compliance	\$ 500,000.00				
	380138	CW Light Ordinance Compliance		\$ 88,400.00	\$ 36,900.00	●C6448	●Countywide Light Ordinance Compliance Assessment
	<b>Total</b>		<b>\$ 500,000.00</b>	<b>\$ 88,400.00</b>	<b>\$ 36,900.00</b>		
CBS-1117	389729	CW Parks ADA Improvements	\$ 300,000.00				
	380147	CW ADA Improvement Access Trans Plan		\$ 86,017.54	\$ 153,982.46	●C6494	●Accessibility Transition Plan
	<b>Total</b>		<b>\$ 300,000.00</b>	<b>\$ 86,017.54</b>	<b>\$ 153,982.46</b>		
CBS-1010	389745	CW Police Facilities	\$ 425,000.00				
	380158	CW Police Lahaina Locker Room		\$ 2,552.00	\$ 21,620.00	●C6555	●Lahaina Police Station Locker Room Improvements
	<b>Total</b>		<b>\$ 425,000.00</b>	<b>\$ 2,552.00</b>	<b>\$ 21,620.00</b>		
CBS-1027	389247	CW Drainage Improvements	\$ 1,000,000.00				
	380200	CW Drainage Wakea/Papa		\$ 142.56		●PO361749	●Scale Plans Wakea and Papa Drainage
				\$ 11,115.00	\$ 6,885.00	●PO362813	●Design consultant contract to repair Maliko Bridge end post
	380203	CW Drainage Maliko					
				\$ 2,500.00		●OH105880	●State of Hawaii (Conservation District Use Application Board Permit)
	380204	CW Drainage Kaunakakai					



**Countywide Capital Improvement Projects  
as of September 30, 2018**

<b>Project Number</b>	<b>Index Code</b>	<b>Project Title</b>	<b>Appropriation</b>	<b>Actual Expenditure</b>	<b>Encumbrance</b>	<b>Contract Number</b>	<b>Description</b>
				\$ 1,051.48		<ul style="list-style-type: none"> <li>●OH106049</li> <li>●OH106391</li> <li>●OH106575</li> <li>●JE068196</li> <li>●OH107790</li> <li>●OH107905</li> </ul>	<ul style="list-style-type: none"> <li>●\$123.56 State of Hawaii - DOT (Engineering Services for Labor Charges and Labor Differential)</li> <li>●\$56.34 State of Hawaii - DOT (Engineering Services for Labor Charges and Labor Differential)</li> <li>●\$178.86 State of Hawaii - DOT (Engineering Services for Labor Charges and Labor Differential)</li> <li>●\$177.35 State of Hawaii - DOT (Engineering Services for Labor Charges and Labor Differential)</li> <li>●\$175.64 State of Hawaii - DOT (Engineering Services for Labor Charges and Labor Differential)</li> <li>●\$211.34 State of Hawaii - DOT (Engineering Services for Labor Charges and Labor Differential)</li> <li>●\$128.39 State of Hawaii - DOT (Engineering Services for Labor Charges and Labor Differential)</li> </ul>
380205	CW Drainage	Kahawaiokapia		\$ 27,171.50	\$ 35,180.50	●C6431	●Certification of Levees and Additional Work for Levee No. 27, Iao Stream
380206	CW Drainage	Levee #27 Iao Stream		\$ 45,277.32		●C5357	●Lahaina Watershed Project Diversion Channel-Phase 3A
380207	CW Drainage	Lahaina Watershed		\$ 1,299.58	\$ 123,630.00	<ul style="list-style-type: none"> <li>●PO365754</li> <li>●PO368874</li> </ul>	<ul style="list-style-type: none"> <li>●\$1,249.99 Surveying Services for Happy Valley Flood Prevention Channel Repair at Maukele Place</li> <li>●\$49.59 Scale Plans for Happy Valley Flood Prevention Channel Repair at Maukele Place</li> </ul>
380208	CW Drainage	Happy Valley		\$ 25,950.00		●OH106313	●\$25,950 Drainage and Access Easements for Haiku Road Culvert Replacement Project
380209	CW Drainage	Haiku Road		\$ 41.00		●OH106392	●Bureau of Conveyances (payment for recording fee of License Agreement regarding Kulanihako'i Bridge Replacement Project)
380210	CW Drainage	Kulanihako'i		\$ 1,025.00		<ul style="list-style-type: none"> <li>●OH106530</li> <li>●OH106531</li> </ul>	<ul style="list-style-type: none"> <li>●\$1,000 State of Hawaii - DOH (Filling fee for Clean Water Branch, Water Quality Certification Permit)</li> <li>●\$25 State of Hawaii - DLNR (Filling fee for Stream Channel Alteration Permit)</li> </ul>
380211	CW Drainage	Napili 4/5 Culvert		\$ 51,187.61		●C5951	●Waiehu Stream Culvert Repair
380212	CW Drainage	Waiehu Street Culvert			\$ 14,200.00		
380213	CW Drainage	Hauoli Street					

**Countywide Capital Improvement Projects  
as of September 30, 2018**

<b>Project Number</b>	<b>Index Code</b>	<b>Project Title</b>	<b>Appropriation</b>	<b>Actual Expenditure</b>	<b>Encumbrance</b>	<b>Contract Number</b>	<b>Description</b>
				\$ 351.66	\$ 34,888.00	●PO368295	●Scale Plans Hiolani Street Drainage Improvements
	380214	CW Drainage Hiolani Street					
	380215	CW Drainage Kahakuloa Bridge		\$ 420.05		●PO368453	●Scale Plans Kahakuloa Bridge Repair
	380216	CW Drainage Auhana		\$ 25,868.00	\$ 42,586.00	●C6493	●Auhana Road Drainage Improvements
	389247	CW Drainage Kihei Master Plan			\$ 67,193.00		
	<b>Total</b>		<b>\$ 1,000,000.00</b>	<b>\$ 193,400.76</b>	<b>\$ 324,562.50</b>		
CBS-1027	389247	CW Drainage Improvements (374)					
	380218	CW Drainage Kihei W Alanui		\$ 50.64		●PO373531	●Scale Plans of Wailea Alanui Drainline Repair
	<b>Total</b>		<b>\$ -</b>	<b>\$ 50.64</b>	<b>\$ -</b>		
CBS-1032	389748	CW Facility Building Improvements	\$ 500,000.00				
				\$ 6,440.35	\$ 23,267.10	●PO359790	●Mechanical Design Services for Kalana O Maui Transformer Room 1st Floor Air Conditioning
	380101	CW Facility Kalana O Maui Transform					
	380113	CW Facility KOM 2nd Floor Deck Repair			\$ 30,345.75		
				\$ 11,441.50	\$ 18,139.60	●JE068266	●\$1,473.50 Building Plan Fee
	380120	CW Facility Kalana O Maui Exterior				●PO372553	●\$9,968 Kalana Leak Repair
				\$ 71,802.00	\$ 9,150.00	●C6447	●Design services for Kalana Pau AC Replacement
	380137	CW Facility Kalana Pakui AC					
				\$ 2,964.00		●PO368458	●Additional Service to redesign Kaohu St A/C System to Lower Construction costs due to initial bid amount exceeding budget amount
	380144	CW Facility Kaohu Street A/C System					
	<b>Total</b>		<b>\$ 500,000.00</b>	<b>\$ 92,647.85</b>	<b>\$ 80,902.45</b>		
CBS-1036	389749	CW Bikeway Improvements	\$ 97,276.00				
				\$ 2,908.36		●OH105454	●\$2,155 - State of Hawaii - DLNR
						●OH105946	●\$753.36 - State of Hawaii - DOT (Engineering Services for Labor Charges and Labor Differential)
	380103	CW Bikeway Kihei Greenway Phase II					
	380104	CW Bikeway WM Greenway Phase I			\$ 76,133.00		
	380107	CW Bikeway Waipuilani Bikeway			\$ 2,016.52		
				\$ 487.80		●OH105946	●\$401.42 State of Hawaii - DOT (Engineering Services for Labor Charges and Labor Differential)
						●OH106189	●\$86.38 State of Hawaii - DOT (Engineering Services for Labor Charges and Labor Differential)
	380110	CW Bikeway North Shore Greenway					

**Countywide Capital Improvement Projects  
as of September 30, 2018**

<b>Project Number</b>	<b>Index Code</b>	<b>Project Title</b>	<b>Appropriation</b>	<b>Actual Expenditure</b>	<b>Encumbrance</b>	<b>Contract Number</b>	<b>Description</b>
	380151	CW Bikeway Lipoa/Halekua			\$ 11,417.00		
<b>Total</b>			<b>\$ 97,276.00</b>	<b>\$ 3,396.16</b>	<b>\$ 89,566.52</b>		
			\$ 5,238,541.00				
CBS-1023	389750	CW Road Resurfacing Pavement Reservation		\$ 1,571.21		●OH106049	●State of Hawaii - DOT (Engineering Services for Labor Charges and Labor Differential)
	380111	CW Road Resurfacing Hansen Road		\$ 22,875.02		●OH106049 ●OH106189	●\$20,369.45 State of Hawaii - DOT (Engineering Services for Labor Charges and Labor Differential) ●\$2,505.57 State of Hawaii - DOT (Engineering Services for Labor Charges and Labor Differential)
	380112	CW Road Resurfacing Baldwin Avenue		\$ 84,085.48	\$ 4,745.30	●OH106049 ●OH106189 ●OH106391 ●OH106575 ●C5646 ●OH107114 ●OH107653 ●C6108 ●OH107987	●\$1,973.12 State of Hawaii - DOT (Engineering Services for Labor Charges and Labor Differential) ●\$3,219.93 State of Hawaii - DOT (Engineering Services for Labor Charges and Labor Differential) ●\$403.83 State of Hawaii - DOT (Engineering Services for Labor Charges and Labor Differential) ●\$4,423.29 State of Hawaii - DOT (Engineering Services for Labor Charges and Labor Differential) ●\$6,988.73 Kuikahi Drive Pavement Rehabilitation (Kaulau Street to Honoapiilani Highway) ●\$4,336.65 State of Hawaii - DOT (Engineering Services for Labor Charges and Labor Differential) ●\$273.96 State of Hawaii - DOT (Engineering Services for Labor Charges and Labor Differential) ●\$56,065.97 Kuikahi Drive Pavement Rehab ●\$6,400 State of Hawaii - DOT (Refund for overage to previous reimbursement)
	380114	CW Road Resurfacing Kuikahi Drive		\$ 2,221.54	\$ 235,009.41	●OH106394 ●PO374590	●\$2028 State of Hawaii Disability & Co Plan Review Fee ●\$193.54 Scale Plans for Wailuku District Resurfacing
	380118	CW Road Resurfacing Central Maui		\$ 109,189.80	\$ 220,810.20	●C6405	●\$Furnishing Asphalt Concrete Emsified Asphalt
	380123	CW Road Resurfacing Asphalt Concrete					
	380124	CW Road Resurfacing Keanae Road			\$ 16,500.00		

**Countywide Capital Improvement Projects  
as of September 30, 2018**

<b>Project Number</b>	<b>Index Code</b>	<b>Project Title</b>	<b>Appropriation</b>	<b>Actual Expenditure</b>	<b>Encumbrance</b>	<b>Contract Number</b>	<b>Description</b>
380125	CW	Road Resurfacing Asphalt Sealer		\$ 95,030.00	\$ 254,970.00	●C6418	●Furnishing Emulsion for Slurry Sealing #2
				\$ 4,158.66		●PO365006	●\$3,068.73 6' White Plastic Wheel Stop w/ Lag Bolt Kit
						●PO364745	●\$1,089.93 Koukouai & Mahalawa Bridge Delineation Flex stake
380127	CW	Road Resurfacing Hana Highway		\$ 24,968.59		●PO365375	●Steel Plate/Used for Emergency Road Repairs/Sink Holes
380128	CW	Road Resurfacing Catch All		\$ 348.49		●OH106672	●\$200 State of Hawaii Disability & Co Plan Review Fee
						●PO372837	●\$148.49 Scale Plans for Molokai District Resurfacing
380130	CW	Road Resurfacing Molokai District		\$ 208.07		●OH106309	●\$50 State of Hawaii Disability & Co Plan Review Fee
						●PO374591	●\$158.07 Scale Plans for Lanai District Resurfacing
380131	CW	Road Resurfacing Lanai District		\$ 200.00		●OH106308	●State of Hawaii Disability & Co Plan Review Fee
380132	CW	Road Resurfacing South Maui District		\$ 1,632.41		●OH106391	●\$3.07 State of Hawaii - DOT (Engineering Services for Labor Charges and Labor Differential)
						●OH106575	●\$1,013.58 State of Hawaii - DOT (Engineering Services for Labor Charges and Labor Differential)
						●OH107114	●\$615.76 State of Hawaii - DOT (Engineering Services for Labor Charges and Labor Differential)
380135	CW	Road Resurfacing Wells/Wakea Recon		\$ 5,575.89		●OH106391	●\$433.09 State of Hawaii - DOT (Engineering Services for Labor Charges and Labor Differential)
						●OH106575	●\$169.63 State of Hawaii - DOT (Engineering Services for Labor Charges and Labor Differential)
						●OH107114	●\$1,463.86 State of Hawaii - DOT (Engineering Services for Labor Charges and Labor Differential)
						●OH107653	●\$238.13 State of Hawaii - DOT (Engineering Services for Labor Charges and Labor Differential)
						●OH107790	●\$1,551.99 State of Hawaii - DOT (Engineering Services for Labor Charges and Labor Differential)
						●OH107905	●\$1,678.19 State of Hawaii - DOT (Engineering Services for Labor Charges and Labor Differential)
						●OH107988	●\$41 Bureau of Conveyances
380136	CW	Road Resurfacing Kokomo Road/Makawao					

**Countywide Capital Improvement Projects  
as of September 30, 2018**

<b>Project Number</b>	<b>Index Code</b>	<b>Project Title</b>	<b>Appropriation</b>	<b>Actual Expenditure</b>	<b>Encumbrance</b>	<b>Contract Number</b>	<b>Description</b>
				\$ 52,850.00		●C6462 ●OH108043	●\$52,800 Upcountry District Resurfacing Project ●\$50 State of Hawaii Disability & Co Plan Review Fee
	380140	CW Road Resurfacing Upcountry District					
	380143	CW Road Resurfacing Papa Avenue		\$ 83,268.33	\$ 8,650.89	●C5451	●Papa Avenue Pavement Reconstruction (Kaahumanu Avenue and Puunene Avenue)
	380146	CW Road Resurfacing West Maui		\$ 200.00	\$ 37,358.52	●OH106897	●State of Hawaii Disability & Co Access Board Review Feed
				\$ 24,850.00	\$ 24,800.00	●C6536 ●OH108042	●\$24,800 Paia-Haiku District Resurfacing Project ●\$50 State of Hawaii Disability & Co Plan Review Fee
	380153	CW Road Resurfacing Paia Haiku					
	380154	CW Road Resurfacing Hana Landslide			\$ 68,282.00		
	380161	CW Road Resurfacing Lower Honoapiilani			\$ 25,195.00		
				\$ 16,925.65		●C6008	●Old Haleakala Highway Reconstruction (Aeloia Road to Kula Highway)
	380155	CW Road Resurfacing Aeloia Road					
<b>Total</b>			<b>\$ 5,238,541.00</b>	<b>\$ 530,159.14</b>	<b>\$ 896,321.32</b>		
CBS-1024	389751	CW Safety Improvements	\$ 500,000.00				
				\$ 20,250.10		●OH104860	●\$19,560.18 Maui Electric Company Service
	380100	CW Safety Haleakala Highway				●OH104860	●\$689.92 Maui Electric Company Service
				\$ 881.87	\$ 110,986.97	●OH105308 ●PO365545	●\$740.80 State of Hawaii Disability & Co Plan Review Fee ●\$141.07 Scale Plans for Kahului Fire Station Sidewalk
	380102	CW Safety Kahului Fire Station Sidewalk		\$ 13,711.70	\$ 87,763.52	●PO362340 ●PO366166 ●OH107172 ●OH107173 ●OH107174	●\$1,040 Preparation of Appraisal for Pauwela Sidewalk Improvements ●\$318.40 Scale Plans for Pauwela Road Sidewalk Improvements ●\$12,300 Payment for Roadway Lot ●\$12.30 Payment for Conveyance Tax ●\$41 Payment for Recording Fee for Release of Mortgage
	380105	CW Safety Pauwela Road		\$ 508.57		●OH105668	●State of Hawaii Disability & Co Plan Review Fee
	380106	CW Safety Wailea Ika Drive		\$ 465.53		●PO365644 ●JE065796/C5	●\$266.90 Scale Plans Job No 17-16 ●\$198.63 South Market Street Sidewalk Improvements
	380133	CW Safety Catch All				650	

**Countywide Capital Improvement Projects  
as of September 30, 2018**

<b>Project Number</b>	<b>Index Code</b>	<b>Project Title</b>	<b>Appropriation</b>	<b>Actual Expenditure</b>	<b>Encumbrance</b>	<b>Contract Number</b>	<b>Description</b>
				\$ 2,144.91		●OH106391 ●OH106575	●\$112.89 State of Hawaii - DOT (Engineering Services for Labor Charges and Labor Differential) ●\$2,032.02 State of Hawaii - DOT (Engineering Services for Labor Charges and Labor Differential)
	380134	CW Safety Wakea/Hina Traffic					
	380139	CW Safety Road Diet Analysis			\$ 87,700.00		
	380141	CW Safety Haliimaile Roadway			\$ 6,210.00		
	380157	CW Safety WM Greenway Phase I			\$ 55,935.00		
	380160	CW Safety Oihana St One Way		\$ 921.37		●PO373183	●Parking Block w/ Lag Bolts
	380162	CW Safety Shaw St Sidewalk			\$ 22,797.08		
<b>Total</b>			<b>\$ 500,000.00</b>	<b>\$ 38,884.05</b>	<b>\$ 371,392.57</b>		
CBS-3182	390001	Environmental Compliance System Design/Construction	\$ 200,000.00				
<b>Total</b>			<b>\$ 200,000.00</b>	<b>\$ -</b>	<b>\$ -</b>		
CBS-4609	390002	Landfill Portable H2O Supply	\$ 100,000.00				
<b>Total</b>			<b>\$ 100,000.00</b>	<b>\$ -</b>	<b>\$ -</b>		
CBS-1119	390003	CW EPA Compliance WWRF	\$ 2,000,000.00				
<b>Total</b>			<b>\$ 2,000,000.00</b>	<b>\$ -</b>	<b>\$ -</b>		
CBS-1128	390004	CW WW System Modifications	\$ 1,000,000.00				
	390158	CW WW System Lah WWRF Electric			\$ 21,948.00		
<b>Total</b>			<b>\$ 1,000,000.00</b>	<b>\$ -</b>	<b>\$ 21,948.00</b>		
CBS-1132	390005	CW EPA Compliance Project	\$ 500,000.00				
	390151	CW EPA Compliance Catchall			\$ 169,019.48		
<b>Total</b>			<b>\$ 500,000.00</b>	<b>\$ -</b>	<b>\$ 169,019.48</b>		
CBS-3571	390006	CW WWRF Concrete Rehabilitation	\$ 500,000.00				
<b>Total</b>			<b>\$ 500,000.00</b>	<b>\$ -</b>	<b>\$ -</b>		
CBS-5040	390007	CW WW RTU Upgrades	\$ 2,000,000.00				
<b>Total</b>			<b>\$ 2,000,000.00</b>	<b>\$ -</b>	<b>\$ -</b>		

**Countywide Capital Improvement Projects  
as of September 30, 2018**

<b>Project Number</b>	<b>Index Code</b>	<b>Project Title</b>	<b>Appropriation</b>	<b>Actual Expenditure</b>	<b>Encumbrance</b>	<b>Contract Number</b>	<b>Description</b>
CBS-1218	390231	CW Equipment	\$ 4,320,000.00				
	<b>Total</b>		<b>\$ 4,320,000.00</b>	<b>\$ -</b>	<b>\$ -</b>		
CBS-1003	390032	CW Fire Facilities	\$ 303,000.00				
	<b>Total</b>		<b>\$ 303,000.00</b>	<b>\$ -</b>	<b>\$ -</b>		
CBS-1117	390037	CW Parks ADA Improvements	\$ 300,000.00				
	<b>Total</b>		<b>\$ 300,000.00</b>	<b>\$ -</b>	<b>\$ -</b>		
CBS-3232	390038	CW Park Playground Improvements	\$ 1,000,000.00				
	<b>Total</b>		<b>\$ 1,000,000.00</b>	<b>\$ -</b>	<b>\$ -</b>		
CBS-4613	390039	CW Light Ordinance Comp	\$ 600,000.00				
	<b>Total</b>		<b>\$ 600,000.00</b>	<b>\$ -</b>	<b>\$ -</b>		
CBS-2742	390040	CW Building Maint Repairer Baseyard	\$ 225,000.00				
	<b>Total</b>		<b>\$ 225,000.00</b>	<b>\$ -</b>	<b>\$ -</b>		
CBS-1010	390068	CW Police Facilities	\$ 848,000.00				
	<b>Total</b>		<b>\$ 848,000.00</b>	<b>\$ -</b>	<b>\$ -</b>		
CBS-1027	390205	CW Drainage Improvements	\$ 1,300,000.00				
	<b>Total</b>		<b>\$ 1,300,000.00</b>	<b>\$ -</b>	<b>\$ -</b>		
CBS-1032	390070	CW Facility Bldg Improvements	\$ 425,000.00				
	390153	CW Facility Municipal Campus ADA			\$ 20,342.14		
	390154	CW Facility Kaohu Street Parking Lot			\$ 45,334.66		
	<b>Total</b>		<b>\$ 425,000.00</b>	<b>\$ -</b>	<b>\$ 65,676.80</b>		
CBS-5022	390272	CW Federal Aid Program	\$ 2,000,000.00				
	<b>Total</b>		<b>\$ 2,000,000.00</b>	<b>\$ -</b>	<b>\$ -</b>		
CBS-1036	390073	CW Bikeway Improvements	\$ 140,000.00				
	<b>Total</b>		<b>\$ 140,000.00</b>	<b>\$ -</b>	<b>\$ -</b>		

**Countywide Capital Improvement Projects  
as of September 30, 2018**

<b>Project Number</b>	<b>Index Code</b>	<b>Project Title</b>	<b>Appropriation</b>	<b>Actual Expenditure</b>	<b>Encumbrance</b>	<b>Contract Number</b>	<b>Description</b>
CBS-1023	390074	CW RD Resurfacing/Pavement Preservation	\$ 6,266,792.00				
	390155	CW RD Resurfacing/Pavement Catchall			\$ 24,800.00		
<b>Total</b>			<b>\$ 6,266,792.00</b>	<b>\$ -</b>	<b>\$ 24,800.00</b>		
CBS-1024	390075	CW Safety Improvements	\$ 810,000.00				
	390150	CW Safety Traffic Signal		\$ 1,932.18		●OH107560	●State of Hawaii - DOT for Wakea and Kamehameha Ave Traffic Signal Upgrade
	390156	Cow Safety Road Diet Analysis			\$ 15,660.00		
	390875	Waiale Road (Hale Makana)	\$ 40,000.00				
<b>Total</b>			<b>\$ 850,000.00</b>	<b>\$ 1,932.18</b>	<b>\$ 15,660.00</b>		
CBS-1031	390076	CW Bridge Improvements	\$ 220,000.00				
	390152	CW Bridge Inspection Various Location			\$ 1,000.00		
<b>Total</b>			<b>\$ 220,000.00</b>	<b>\$ -</b>	<b>\$ 1,000.00</b>		
CBS-1035	390077	CW Traffic Calming Program	\$ 350,000.00				
<b>Total</b>			<b>\$ 350,000.00</b>	<b>\$ -</b>	<b>\$ -</b>		
CBS-1037	390078	CW Sidewalk Improvements	\$ 490,000.00				
<b>Total</b>			<b>\$ 490,000.00</b>	<b>\$ -</b>	<b>\$ -</b>		
CBS-2774	390079	Guardrail and Shoulder Improvements at Variou	\$ 200,000.00				
<b>Total</b>			<b>\$ 200,000.00</b>	<b>\$ -</b>	<b>\$ -</b>		
<b>Grand Total</b>			<b>\$ 41,648,609.00</b>	<b>\$ 1,496,211.67</b>	<b>\$ 6,920,911.78</b>		