

ALAN M. ARAKAWA
Mayor



RECEIVED

DANILO F. AGSALOG
Director

2017 SEP 18 PM 4:28
OFFICE OF THE MAYOR

MARK R. WALKER
Deputy Director

COUNTY OF MAUI
DEPARTMENT OF FINANCE
200 S. HIGH STREET
WAILUKU, MAUI, HAWAII 96793

September 18, 2017

Honorable Alan M. Arakawa
Mayor, County of Maui
200 South High Street
Wailuku, Hawaii 96793

For Transmittal to:

Honorable Mike White, Chair
and Members of Maui County Council
200 South High Street
Wailuku, Hawaii 96793

RECEIVED
2017 SEP 20 AM 9:32
OFFICE OF THE
COUNTY CLERK

APPROVED FOR TRANSMITTAL

Mayor Date

Dear Chair White and Members:

**SUBJECT: FINANCE DIRECTOR'S QUARTERLY REPORT AS OF JUNE 30, 2017
(FISCAL YEAR 2017 FOURTH QUARTER)**

In compliance with the Maui County Code 3.08 and the Charter of the County of Maui, Section 8-4.3, I am transmitting one (1) bound copy along with a CD of the Finance Director's Quarterly Report for Fiscal Year (FY) July 1, 2016 to June 30, 2017 as of June 30, 2017 and the Capital Improvement Project as of June 30, 2017.

The numbers presented on these reports are unaudited and maybe subject to change pending completion of the County's FY 2017 Comprehensive Annual Financial Report. The reports are also available online on the County of Maui website, under the Department of Finance, Reports & Documents, Finance Director's Quarterly Report, Fiscal Year 2017, 4th Quarter.

Should you have any questions, please feel free to contact me at x7722.

Sincerely,


For DANILO F. AGSALOG
Director of Finance


DFA:kc

Attachments

- xc: Patrick K. Wong, Corporation Counsel
- Keith Regan, Managing Director
- Lynn Araki-Regan, Budget Director
- Rod Antone, Community Relations and Communications Director

COUNTY COMMUNICATION NO. 17-390





COUNTY OF MAUI

STATE OF HAWAII

FINANCE DIRECTOR'S QUARTERLY REPORT

FISCAL YEAR JULY 1, 2016 TO JUNE 30, 2017
AS OF JUNE 30, 2017




TABLE OF CONTENTS

I Graphic Overview:

Revenue - Budget Ordinance by Category	9
Expenditure by Department	10
Countywide Expenditures	12

II Revenue:

A) Budget Ordinance		
General Fund	-General	15
	-Liquor Control	16
Special Revenue Fund	- Highway	17
	-Wastewater	17
	-Bikeway	17
	-Solid Waste	18
	-Parks Assessment	18
Debt Service Fund	-Debt Service	19
Capital Projects Fund	-Parks Assessment CIP	20
Enterprise Fund	-Golf Course	21
Utility Enterprise Fund	-DWS Revenue Fund	22
	-DWS Water System Dev.	22
B) Appendices / Other		
Special Revenue Fund	-County Revolving	27
	-Intergovernmental Grant	27
	-Sec 8 HUD Housing	28
	-Special Assmt Parks	28
	-Special Assmt Sewer	28
Capital Projects Fund-		29
Utility Enterprise Fund -		31

C) Grant Revenue Report		
	-Office of Mayor	35
	-Management	41
	-Prosecuting Attorney	42
	-Finance	45
	-Planning	46
	-Police	47
	-Fire and Public Safety	56
	-Civil Defense	59
	-Housing and Human Concerns	61
	-Parks and Recreation	70
	-Public Works	71
	-Transportation	72
	-Environmental Management	74

III Expenditures:


A) Operations by Activity	77
B) Grant Programs	95
C) Revolving / Special Programs	109

IV Capital Improvement Program by District:

Hana	115
Paia-Haiku	116
Makawao-Pukalani-Kula	120
Wailuku-Kahului	124
Kihei-Makena	132
West Maui	136
Lanai	142
Molokai	143
Countywide	145


V Appendix:

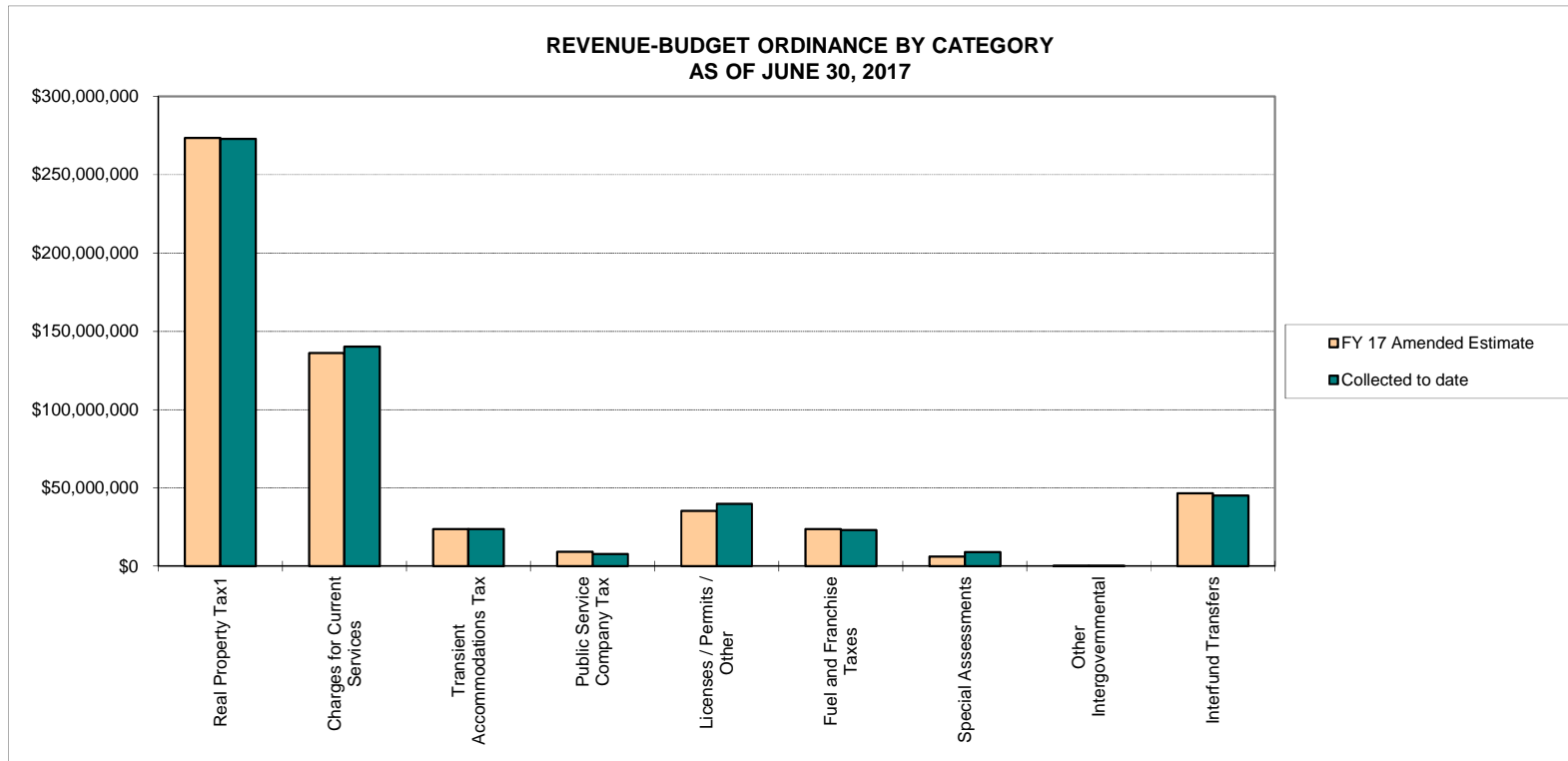
Glossary	169
Fund Descriptions	171



I. Graphic Overview

I. Graphic Overview





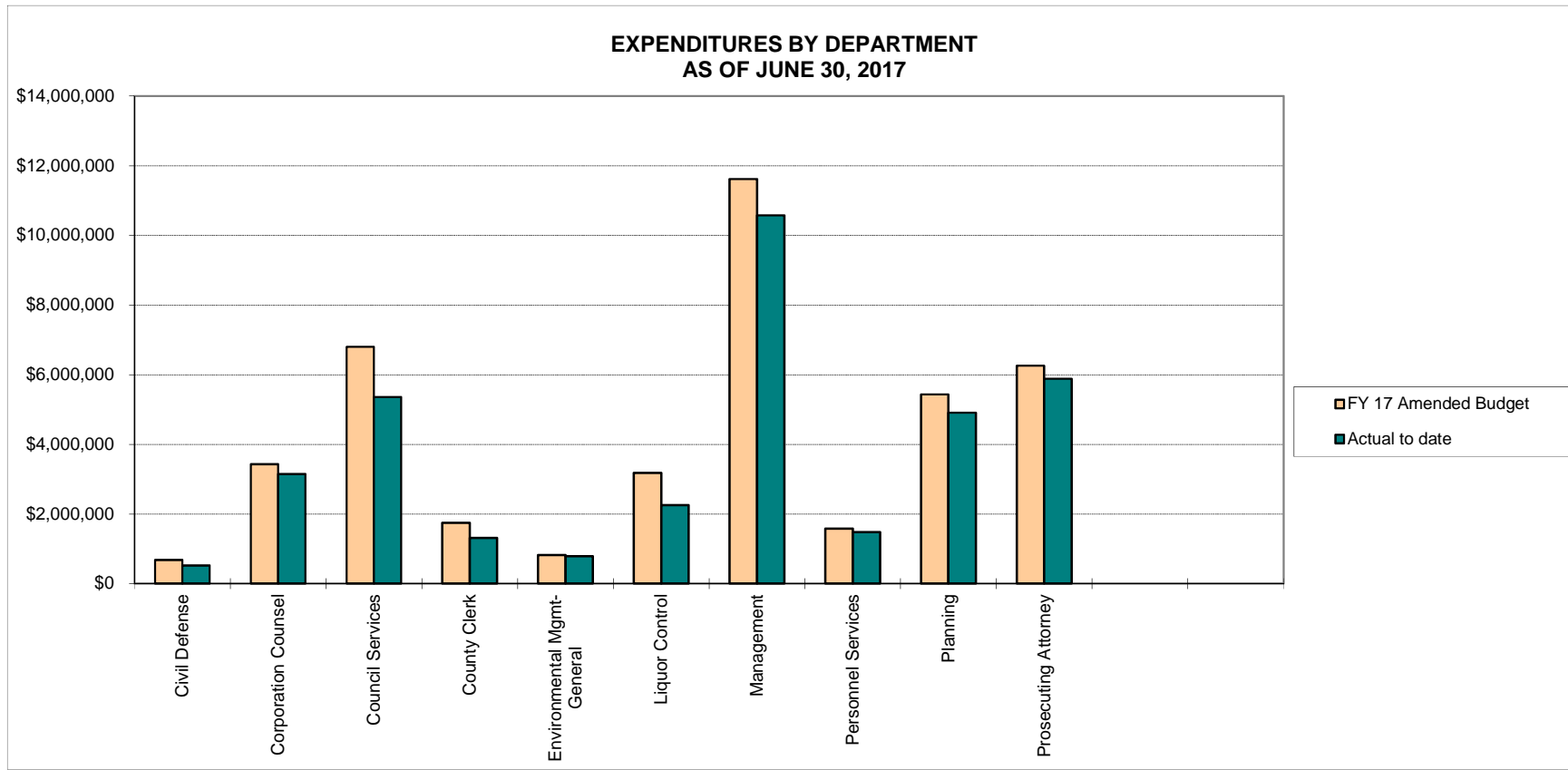
	FY 17 Original Estimate	FY 17 Amended Estimate	Collected to date	Budget (Over)/Under	% Collected	% Over/(Under)* Prorated Estimate
Real Property Tax ¹	273,489,153	273,489,153	272,962,662	526,491	100%	(0%)
Charges for Current Services	135,887,152	136,035,737	140,085,427	(4,049,690)	103%	3%
Transient Accommodations Tax	23,484,000	23,484,000	23,484,000	-	100%	0%
Public Service Company Tax	9,100,000	9,100,000	7,662,143	1,437,857	84%	(16%)
Licenses / Permits / Other	35,170,154	35,170,154	39,751,614	(4,581,460)	113%	13%
Fuel and Franchise Taxes	23,606,500	23,606,500	23,009,313	597,187	97%	(3%)
Special Assessments	5,975,000	5,975,000	8,819,840	(2,844,840)	148%	48%
Other Intergovernmental	75,000	75,000	91,427	(16,427)	122%	22%
Interfund Transfers	46,486,467	46,344,199	45,049,992	1,294,207	97%	(3%)
Total²	553,273,426	553,279,743	560,916,418	(7,636,675)	101%	1%

NOTES:

¹ Net of circuit breaker adjustment.

² Total does not include carryover/savings, bond/lapsed bond proceeds, and/or State Revolving Fund (SRF) loan.

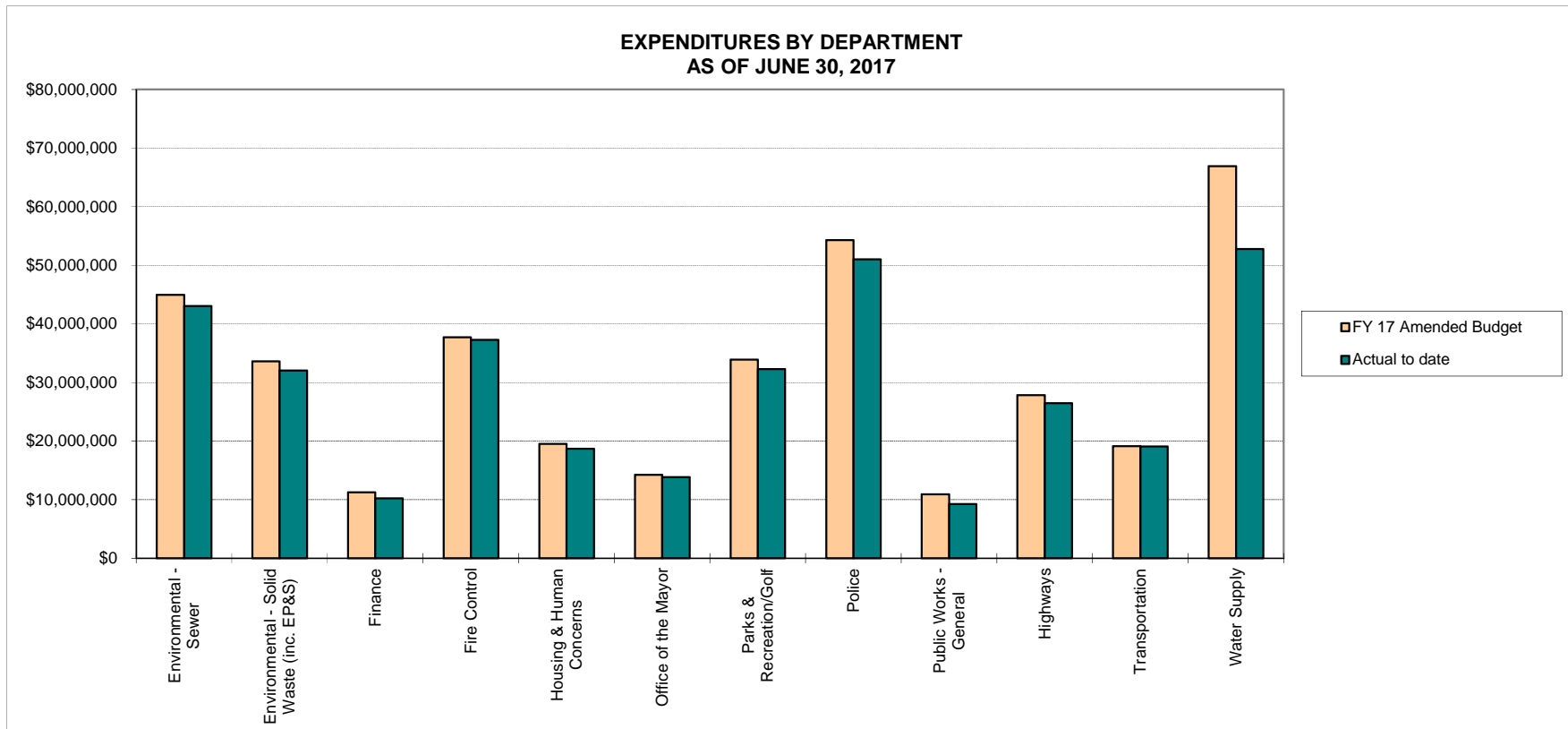
* Prorated Estimate is 100% of Amended Estimate.



Actual includes encumbrances

	FY 17 Original Budget	FY 17 Amended Budget	Actual to date	(Over)/Under	% Used	% (Over)/Under Prorated Budget *
Civil Defense	675,507	675,507	516,860	158,647	77%	23%
Corporation Counsel	3,426,617	3,426,617	3,146,922	279,695	92%	8%
Council Services	6,800,936	6,800,936	5,354,501	1,446,435	79%	21%
County Clerk	1,744,443	1,744,443	1,314,725	429,718	75%	25%
Environmental Mgmt-General	821,875	821,875	784,262	37,613	95%	5%
Liquor Control	3,179,905	3,179,905	2,252,903	927,002	71%	29%
Management	11,618,662	11,618,662	10,569,804	1,048,858	91%	9%
Personnel Services	1,579,802	1,579,802	1,480,454	99,348	94%	6%
Planning	5,431,130	5,431,130	4,903,787	527,343	90%	10%
Prosecuting Attorney	6,221,824	6,251,555	5,883,970	367,585	94%	6%

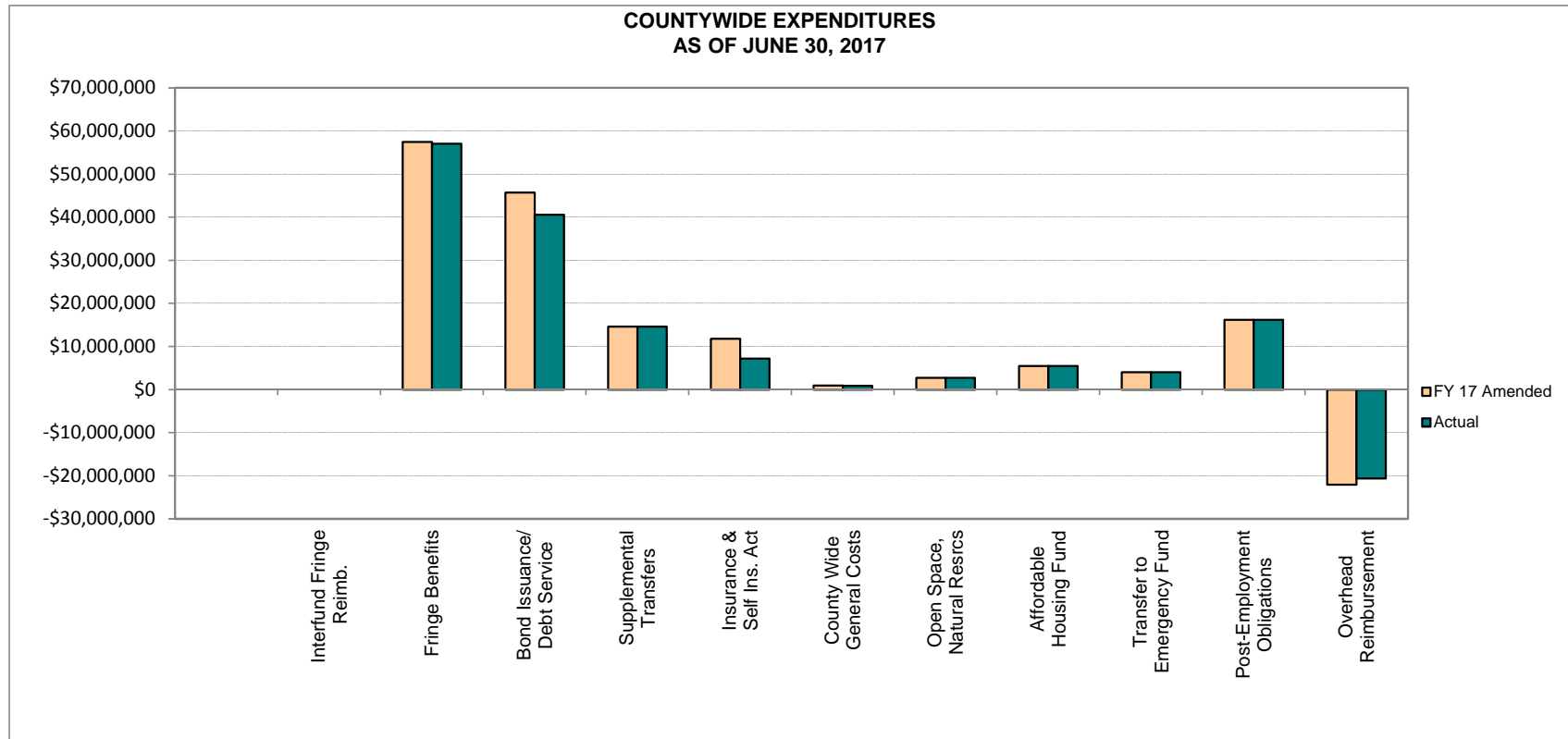
** Prorated Budget is 100% of Amended Budget



Actual includes encumbrances

	FY 17 Original Budget	FY 17 Amended Budget	Actual to date	(Over)/Under	% Used	% (Over)/Under Prorated Budget **
Environmental - Sewer	44,759,400	44,960,707	43,065,236	1,895,471	96%	4%
Environmental - Solid Waste (inc. EP&S)	32,257,651	33,613,069	32,019,152	1,593,917	95%	5%
Finance	11,253,744	11,253,744	10,246,404	1,007,340	91%	9%
Fire Control	36,406,362	37,696,362	37,271,769	424,593	99%	1%
Housing & Human Concerns	19,483,553	19,509,563	18,705,762	803,801	96%	4%
Office of the Mayor	14,241,808	14,241,808	13,850,947	390,861	97%	3%
Parks & Recreation/Golf	33,702,963	33,903,331	32,269,411	1,633,920	95%	5%
Police	54,313,636	54,313,636	51,017,801	3,295,835	94%	6%
Public Works - General	10,900,516	10,900,516	9,233,682	1,666,834	85%	15%
Highways	27,834,997	27,834,997	26,455,270	1,379,727	95%	5%
Transportation	19,113,846	19,138,335	19,102,902	35,433	100%	0%
Water Supply	66,667,503	66,886,503	52,768,682	14,117,821	79%	21%

** Prorated Budget is 100% of Amended Budget




	FY 17 Original Budget	FY 17 Amended Budget*	Actual to date	(Over)/Under	% Used	% (Over)/Under Prorated Budget **
Interfund Fringe Reimb.	-	-	-	-	0%	100%
Fringe Benefits	57,966,744	57,444,012	57,062,737	381,275	99%	1%
Bond Issuance/Debt Service	41,053,717	45,728,521	40,538,637	5,189,884	89%	11%
Supplemental Transfers	14,195,395	14,595,395	14,595,395	-	100%	0%
Insurance & Self Ins. Act	12,700,000	11,820,000	7,152,589	4,667,411	61%	39%
County Wide General Costs	936,126	936,126	893,116	43,010	95%	5%
Open Space, Natural Resrcs	2,734,892	2,734,892	2,734,892	-	100%	0%
Affordable Housing Fund	5,469,783	5,469,783	5,469,783	-	100%	0%
Transfer to Emergency Fund	4,000,000	4,000,000	4,000,000	-	100%	0%
Post-Employment Obligations	16,172,000	16,172,000	16,172,000	-	100%	0%
Overhead Reimbursement	(22,043,724)	(22,043,724)	(20,639,468)	(1,404,256)	94%	6%
Total	133,184,933	136,857,005	127,979,681	8,877,324	94%	6%

** Prorated Budget is 100% of Amended Budget

II. Revenue

II.A. Budget Ordinance



County of Maui
Statement of Estimated and Actual Revenue
Revenue - Budget Ordinance
Fiscal Year Ending 6/30/2017 - as of 6/30/2017

10	*** GENERAL FUND	Prior	Amended	Year	Budget
Object	* Char ** Subfund *** Fund	Year	Annual	to Date	(Over)/Under
		Uncollected	Estimate	Collected	
310	Real property taxes	7,659,300	273,489,153	272,962,662	8,185,790
312	Public Service Company Tax		9,100,000	7,662,143	1,437,857
31	* Taxes	7,659,300	282,589,153	280,624,805	9,623,647
321	Business licenses and permits		22,000	30,225	(8,225)
322	Other licenses & permit		3,845,095	3,728,311	116,784
323	Motor vehicle licenses & fees		3,621,001	4,308,307	(687,305)
32	* Licenses and permits	0	7,488,096	8,066,843	(578,746)
330	Federal grants		10,938	64,807	(53,870)
331	Federal payment in lieu of tax		7,188	26,620	(19,433)
333	Transient accommodation taxes		23,484,000	23,484,000	
335	Federal grants passed thru the		50,000		50,000
336	State payment in lieu of taxes		6,875		6,875
33	* Intergovernmental revenues	0	23,559,001	23,575,427	(16,428)
341	General government		300,000	969,461	(669,461)
342	Safety		570,999	1,044,868	(473,868)
347	Recreation		400,000	468,437	(68,437)
34	* Charges for current services	0	1,270,999	2,482,766	(1,211,766)
351	Penalties and interest		1,900,000	2,143,820	(243,820)
353	Unclaimed monies			5,249	(5,249)
35	* Fines and forfeitures	0	1,900,000	2,149,069	(249,069)
361	Interest on investments		2,000,000	2,893,238	(893,238)
362	Rental income		150,000	179,608	(29,608)
36	* Interest & investment	0	2,150,000	3,072,846	(922,846)
370	Misc income revolving			6,968	(6,968)
377	Miscellaneous general receipts		274,625	298,645	(24,020)
378	Miscellaneous program receipts		760,000	1,016,399	(256,399)

County of Maui
Statement of Estimated and Actual Revenue
Revenue - Budget Ordinance
Fiscal Year Ending 6/30/2017 - as of 6/30/2017

10	*** GENERAL FUND	Prior	Amended	Year	Budget
Object	* Char ** Subfund *** Fund	Year	Annual	to Date	(Over)/Under
		Uncollected	Estimate	Collected	
37	* Other revenues	0	1,034,625	1,322,012	(287,387)
741	Special Revenue Funds		16,056,101	15,968,098	88,003
744	Other Governmental Funds		5,381,931	5,381,931	
745	Proprietary Funds		1,280,299	382,308	897,991
74	* Transfers in	0	22,718,331	21,732,337	985,994
Subfund	** General Fund	7,659,300	342,710,205	343,026,105	7,343,399
321	Business licenses and permits		2,382,022	2,400,183	(18,161)
32	* Licenses and permits	0	2,382,022	2,400,183	(18,161)
Subfund	** Liquor Control Fund	0	2,382,022	2,400,183	(18,161)
Fund	*** GENERAL FUND	7,659,300	345,092,227	345,426,288	7,325,238

County of Maui
Statement of Estimated and Actual Revenue
Revenue - Budget Ordinance
Fiscal Year Ending 6/30/2017 - as of 6/30/2017

11	*** SPECIAL REVENUE FUND		Prior Year Uncollected	Amended Annual Estimate	Year to Date Collected	Budget (Over)/Under
Object	* Char ** Subfund *** Fund					
313	Franchise Tax			8,700,000	7,747,154	952,846
314	Fuel Tax			14,906,500	15,262,160	(355,660)
31	* Taxes		0	23,606,500	23,009,314	597,186
323	Motor vehicle licenses & fees			19,700,000	21,388,833	(1,688,833)
32	* Licenses and permits		0	19,700,000	21,388,833	(1,688,833)
343	Public Transit Bus Fare			2,500,000	2,539,866	(39,866)
347	Recreation				300	(300)
34	* Charges for current services		0	2,500,000	2,540,166	(40,166)
378	Miscellaneous program receipts				460	(460)
37	* Other revenues		0	0	460	(460)
740	General Fund			75,000	75,000	
744	Other Governmental Funds			340,000	340,000	
74	* Transfers in		0	415,000	415,000	0
Subfund ** Highway Fund			0	46,221,500	47,353,773	(1,132,273)
322	Other licenses & permit				41,065	(41,065)
32	* Licenses and permits		0	0	41,065	(41,065)
346	Waste management		2,359,625	50,218,456	51,841,142	736,936
34	* Charges for current services		2,359,625	50,218,456	51,841,142	736,936
378	Miscellaneous program receipts			40,000	35,240	4,760
37	* Other revenues		0	40,000	35,240	4,760
Subfund ** Sewer Fund			2,359,625	50,258,456	51,917,447	700,631
323	Motor vehicle licenses & fees			50,000	61,823	(11,823)
32	* Licenses and permits		0	50,000	61,823	(11,823)
741	Special Revenue Funds				87,913	(87,913)

County of Maui
Statement of Estimated and Actual Revenue
Revenue - Budget Ordinance
Fiscal Year Ending 6/30/2017 - as of 6/30/2017

11	*** SPECIAL REVENUE FUND	Prior	Amended	Year	Budget
Object		Year	Annual	to Date	(Over)/Under
* Char ** Subfund *** Fund		Uncollected	Estimate	Collected	
74	* Transfers in	0	0	87,913	(87,913)
Subfund **	Bikeway Fund	0	50,000	149,736	(99,736)
344	Refuse		8,048,540	7,718,377	330,163
345	Landfill Disposal Fee	1,873,480	11,528,345	11,778,129	1,623,696
34	* Charges for current services	1,873,480	19,576,885	19,496,506	1,953,859
378	Miscellaneous program receipts	7,932		31,220	(23,287)
37	* Other revenues	7,932	0	31,220	(23,287)
740	General Fund		11,828,064	11,828,064	
741	Special Revenue Funds		2,521,297	2,398,274	123,023
74	* Transfers in	0	14,349,361	14,226,338	123,023
Subfund **	Solid Waste Fund	1,881,412	33,926,246	33,754,064	2,053,595
380	Assessment revenue		900,000	998,595	(98,595)
38	* Assessments	0	900,000	998,595	(98,595)
Subfund **	Special Parks Assessment	0	900,000	998,595	(98,595)
380	Assessment revenue			743,588	(743,588)
38	* Assessments	0	0	743,588	(743,588)
Subfund **	Special Sewer Assessment Fund	0	0	743,588	(743,588)
Fund	*** SPECIAL REVENUE FUND	4,241,037	131,356,202	134,917,203	680,034

County of Maui
 Statement of Estimated and Actual Revenue
 Revenue - Budget Ordinance
 Fiscal Year Ending 6/30/2017 - as of 6/30/2017

12	*** DEBT SERVICE FUND	Prior	Amended	Year	Budget
Object		Year	Annual	to Date	(Over)/Under
* Char ** Subfund *** Fund		Uncollected	Estimate	Collected	
682	Interest and issuance costs		1,490,442	1,490,441	1
684	Principal		3,661,394	3,661,393	1
68	* Debt service	0	5,151,836	5,151,834	2
Subfund ** Debt Service Fund		0	5,151,836	5,151,834	2
Fund	*** DEBT SERVICE FUND	0	5,151,836	5,151,834	2

County of Maui
Statement of Estimated and Actual Revenue
Revenue - Budget Ordinance
Fiscal Year Ending 6/30/2017 - as of 6/30/2017

13	*** CAPITAL PROJECTS FUND	Prior	Amended	Year	Budget
Object		Year	Annual	to Date	(Over)/Under
* Char	** Subfund *** Fund	Uncollected	Estimate	Collected	
744	Other Governmental Funds		500,000	500,000	
74	* Transfers in	0	500,000	500,000	0
Subfund **	Parks Assessments CIP	0	500,000	500,000	0
361	Interest on investments			3,026	(3,026)
36	* Interest & investment	0	0	3,026	(3,026)
Subfund **	2008 GO Bond Issue	0	0	3,026	(3,026)
361	Interest on investments			3,508	(3,508)
36	* Interest & investment	0	0	3,508	(3,508)
Subfund **	2010 B GO Bond Issue tax exmpt	0	0	3,508	(3,508)
361	Interest on investments			5,747	(5,747)
36	* Interest & investment	0	0	5,747	(5,747)
Subfund **	2012 B GO Bond	0	0	5,747	(5,747)
361	Interest on investments			15,592	(15,592)
36	* Interest & investment	0	0	15,592	(15,592)
Subfund **	2014 GO Bond	0	0	15,592	(15,592)
361	Interest on investments			996	(996)
36	* Interest & investment	0	0	996	(996)
Subfund **	2015 GO Bond	0	0	996	(996)
Fund ***	CAPITAL PROJECTS FUND	0	500,000	528,869	(28,869)

County of Maui
 Statement of Estimated and Actual Revenue
 Revenue - Budget Ordinance
 Fiscal Year Ending 6/30/2017 - as of 6/30/2017


15	*** ENTERPRISE FUND	Prior	Amended	Year	Budget
Object		Year	Annual	to Date	(Over)/Under
* Char	** Subfund	Uncollected	Estimate	Collected	
*** Fund					
347	Recreation		700,000	799,213	(99,213)
34	* Charges for current services	0	700,000	799,213	(99,213)
362	Rental income		302,412	308,412	(6,000)
36	* Interest & investment	0	302,412	308,412	(6,000)
740	General Fund		2,767,331	2,767,331	
74	* Transfers in	0	2,767,331	2,767,331	0
Subfund	** Golf Course Special Fund	0	3,769,743	3,874,956	(105,213)
Fund	*** ENTERPRISE FUND	0	3,769,743	3,874,956	(105,213)

County of Maui
Statement of Estimated and Actual Revenue
Revenue - Budget Ordinance
Fiscal Year Ending 6/30/2017 - as of 6/30/2017


25	*** UTILITY ENTERPRISE FUND	Prior	Amended	Year	Budget
Object	* Char ** Subfund *** Fund	Year	Annual	to Date	(Over)/Under
		Uncollected	Estimate	Collected	
361	Interest on investments			19,934	(19,934)
36	* Interest & investment	0	0	19,934	(19,934)
Subfund **	DWS 2012 GO BOND FUND	0	0	19,934	(19,934)
361	Interest on investments			1,197	(1,197)
36	* Interest & investment	0	0	1,197	(1,197)
Subfund **	DWS 2014 GO BOND FUND	0	0	1,197	(1,197)
349	Water Sales		61,837,397	62,814,311	(976,914)
350	Other Revenue		874,340	780,562	93,778
34	* Charges for current services	0	62,711,737	63,594,873	(883,136)
361	Interest on investments		100,000	759,326	(659,326)
36	* Interest & investment	0	100,000	759,326	(659,326)
354	Other Non-Operating Revenue		23,000	59,195	(36,195)
372	Capital contributions			3,994,832	(3,994,832)
37	* Other revenues	0	23,000	4,054,027	(4,031,027)
Subfund **	DWS Revenue Fund	0	62,834,737	68,408,226	(5,573,489)
372	Capital contributions			2,582,826	(2,582,826)
37	* Other revenues	0	0	2,582,826	(2,582,826)
748	Assessment Funds		4,575,000		4,575,000
74	* Transfers in	0	4,575,000	0	4,575,000
Subfund **	DWS Water System Development	0	4,575,000	2,582,826	1,992,174
361	Interest on investments			4,320	(4,320)
36	* Interest & investment	0	0	4,320	(4,320)
Subfund **	DWS 2007 GO Bond Fund	0	0	4,320	(4,320)
361	Interest on investments			775	(775)

County of Maui
 Statement of Estimated and Actual Revenue
 Revenue - Budget Ordinance
 Fiscal Year Ending 6/30/2017 - as of 6/30/2017

25	*** UTILITY ENTERPRISE FUND Object * Char ** Subfund *** Fund	Prior Year Uncollected	Amended Annual Estimate	Year to Date Collected	Budget (Over)/Under
36	* Interest & investment	0	0	775	(775)
Subfund	** DWS 2009-10-11 GO BOND FUND	0	0	775	(775)
Fund	*** UTILITY ENTERPRISE FUND	0	67,409,737	71,017,278	(3,607,541)
	Grand Total	11,900,337	553,279,745	560,916,428	4,263,651



II. Revenue



County of Maui
Statement of Estimated and Actual Revenue
Revenue - Appendices/Other
Fiscal Year Ending 6/30/2017 - as of 6/30/2017

11	*** SPECIAL REVENUE FUND	Prior	Amended	Year	Budget
Object	* Char ** Subfund *** Fund	Year	Annual	to Date	(Over)/Under
		Uncollected	Estimate	Collected	
321	Business licenses and permits		25,500	25,500	
322	Other licenses & permit		148,331	53,054	95,277
324	Ocean Permits		237,500	3,600	233,900
32	* Licenses and permits	0	411,331	82,154	329,177
352	Fines			77,427	(77,427)
35	* Fines and forfeitures	0	0	77,427	(77,427)
361	Interest on investments			2,588	(2,588)
36	* Interest & investment	0	0	2,588	(2,588)
370	Misc income revolving		389,437	2,377,376	(1,987,939)
371	Operating contributions		222,757	1,522,757	(1,300,000)
372	Capital contributions		(37,090)		(37,090)
378	Miscellaneous program receipts			285,243	(285,243)
37	* Other revenues	0	575,104	4,185,376	(3,610,272)
740	General Fund		12,204,675	12,204,675	
741	Special Revenue Funds		2,978,431	2,978,431	
744	Other Governmental Funds		16,812,612	17,553,600	(740,988)
74	* Transfers in	0	31,995,718	32,736,706	(740,988)
Subfund **	County Revolving Funds	0	32,982,153	37,084,251	(4,102,098)
330	Federal grants	586,453	2,760,466	2,231,586	1,115,333
334	State grants	1,567,590	6,934,033	5,835,377	2,666,247
335	Federal grants passed thru the	2,949,770	11,447,714	7,529,663	6,867,822
33	* Intergovernmental revenues	5,103,813	21,142,213	15,596,626	10,649,402
371	Operating contributions	14,800	367,947	382,005	742
378	Miscellaneous program receipts			131,659	(131,659)
37	* Other revenues	14,800	367,947	513,664	(130,917)
741	Special Revenue Funds		487,488	514,759	(27,271)

County of Maui
Statement of Estimated and Actual Revenue
Revenue - Appendices/Other
Fiscal Year Ending 6/30/2017 - as of 6/30/2017

11	*** SPECIAL REVENUE FUND	Prior	Amended	Year	Budget
Object	* Char ** Subfund *** Fund	Year	Annual	to Date	(Over)/Under
		Uncollected	Estimate	Collected	
74	* Transfers in	0	487,488	514,759	(27,271)
Subfund ** Intergovernmental Grant Fund		5,118,613	21,997,648	16,625,049	10,491,214
330	Federal grants		19,657,846	19,916,357	(258,511)
335	Federal grants passed thru the			337,019	(337,019)
33	* Intergovernmental revenues	0	19,657,846	20,253,376	(595,530)
361	Interest on investments		11,430	15,783	(4,353)
36	* Interest & investment	0	11,430	15,783	(4,353)
741	Special Revenue Funds		404,231	404,231	
74	* Transfers in	0	404,231	404,231	0
Subfund ** Sec.8 Hud Housing Assistance		0	20,073,507	20,673,390	(599,883)
380	Assessment revenue		900,000	998,595	(98,595)
38	* Assessments	0	900,000	998,595	(98,595)
Subfund ** Special Parks Assessment		0	900,000	998,595	(98,595)
380	Assessment revenue			743,588	(743,588)
38	* Assessments	0	0	743,588	(743,588)
Subfund ** Special Sewer Assessment Fund		0	0	743,588	(743,588)
Fund	*** SPECIAL REVENUE FUND	5,118,613	75,953,308	76,124,873	4,947,050

County of Maui
Statement of Estimated and Actual Revenue
Revenue - Appendices/Other
Fiscal Year Ending 6/30/2017 - as of 6/30/2017


13	*** CAPITAL PROJECTS FUND	Prior	Amended	Year	Year
Object	* Char ** Subfund *** Fund	Year	Annual	to Date	Budget
		Uncollected	Estimate	Collected	(Over)/Under
330	Federal grants	8,156			8,156
33	* Intergovernmental revenues	8,156	0	0	8,156
Subfund **	Federal CIP Grants	8,156	0	0	8,156
334	State grants		2,092,956	278,867	1,814,089
335	Federal grants passed thru the		108,000		108,000
33	* Intergovernmental revenues	0	2,200,956	278,867	1,922,089
Subfund **	State CIP Grants	0	2,200,956	278,867	1,922,089
335	Federal grants passed thru the	1,847,780	7,430,908	7,801,757	1,476,932
33	* Intergovernmental revenues	1,847,780	7,430,908	7,801,757	1,476,932
Subfund **	State CIP Grants - DOT	1,847,780	7,430,908	7,801,757	1,476,932
733	SRF & USDA Loans			1,296,007	(1,296,007)
72	* Issuance of debt	0	0	1,296,007	(1,296,007)
Subfund **	ARRA/SRF FEDERAL	0	0	1,296,007	(1,296,007)
372	Capital contributions	461,506			461,506
37	* Other revenues	461,506	0	0	461,506
Subfund **	Private CIP Contributions	461,506	0	0	461,506
733	SRF & USDA Loans		21,710,000	9,666,583	12,043,417
72	* Issuance of debt	0	21,710,000	9,666,583	12,043,417
Subfund **	State CIP Loans	0	21,710,000	9,666,583	12,043,417
743	Capital Projects Fund		6,103,000	4,852,804	1,250,196
744	Other Governmental Funds			1,250,196	(1,250,196)
74	* Transfers in	0	6,103,000	6,103,000	0
Subfund **	Lapsed Bond Projects	0	6,103,000	6,103,000	0
361	Interest on investments			3,026	(3,026)

County of Maui
Statement of Estimated and Actual Revenue
Revenue - Appendices/Other
Fiscal Year Ending 6/30/2017 - as of 6/30/2017


13	*** CAPITAL PROJECTS FUND	Prior	Amended	Year	Budget
Object		Year	Annual	to Date	(Over)/Under
* Char ** Subfund *** Fund		Uncollected	Estimate	Collected	
36	* Interest & investment	0	0	3,026	(3,026)
Subfund ** 2008	GO Bond Issue	0	0	3,026	(3,026)
361	Interest on investments			3,508	(3,508)
36	* Interest & investment	0	0	3,508	(3,508)
Subfund ** 2010 B	GO Bond Issue tax exmpt	0	0	3,508	(3,508)
361	Interest on investments			5,747	(5,747)
36	* Interest & investment	0	0	5,747	(5,747)
Subfund ** 2012 B	GO Bond	0	0	5,747	(5,747)
361	Interest on investments			15,592	(15,592)
36	* Interest & investment	0	0	15,592	(15,592)
Subfund ** 2014	GO Bond	0	0	15,592	(15,592)
361	Interest on investments			996	(996)
36	* Interest & investment	0	0	996	(996)
Subfund ** 2015	GO Bond	0	0	996	(996)
730	General Obligation Bonds		55,647,722		55,647,722
72	* Issuance of debt	0	55,647,722	0	55,647,722
Subfund ** 2017	Proposed GO Bond	0	55,647,722	0	55,647,722
Fund ***	CAPITAL PROJECTS FUND	<u>2,317,442</u>	<u>93,092,586</u>	<u>25,175,083</u>	<u>70,234,946</u>

County of Maui
 Statement of Estimated and Actual Revenue
 Revenue - Appendices/Other
 Fiscal Year Ending 6/30/2017 - as of 6/30/2017

25	*** UTILITY ENTERPRISE FUND	Prior	Amended	Year	Budget
Object	* Char ** Subfund *** Fund	Year	Annual	to Date	(Over)/Under
		Uncollected	Estimate	Collected	
330	Federal grants			2,185,610	(2,185,610)
33	* Intergovernmental revenues	0	0	2,185,610	(2,185,610)
Subfund **	DWS STATE GRANTS	0	0	2,185,610	(2,185,610)
330	Federal grants			2,589,622	(2,589,622)
33	* Intergovernmental revenues	0	0	2,589,622	(2,589,622)
733	SRF & USDA Loans		14,500,000	9,049,398	5,450,602
72	* Issuance of debt	0	14,500,000	9,049,398	5,450,602
Subfund **	DWS SRF	0	14,500,000	11,639,020	2,860,980
745	Proprietary Funds		1,440,718	1,440,718	
74	* Transfers in	0	1,440,718	1,440,718	0
Subfund **	DWS County Fund	0	1,440,718	1,440,718	0
361	Interest on investments			4,320	(4,320)
36	* Interest & investment	0	0	4,320	(4,320)
Subfund **	DWS 2007 GO Bond Fund	0	0	4,320	(4,320)
361	Interest on investments			775	(775)
36	* Interest & investment	0	0	775	(775)
Subfund **	DWS 2009-10-11 GO BOND FUND	0	0	775	(775)
Fund ***	UTILITY ENTERPRISE FUND	0	15,940,718	15,270,443	670,275
	Grand Total	7,436,055	184,986,612	116,570,399	75,852,271



II. Revenue



County of Maui

Office of the Mayor

Grant Revenues & Expenditures Quarterly Report - by Index and Fiscal Year as of 6/30/2017

Index	Index Title	FY	Beginning Fund Balance	Revenue	Expenditures	Transfers In	Transfers Out	Ending Fund Balance
106186	ENERGY EFFNCY/CONSVTN BLCK GRT	2016	(34,891.68)		34,891.68			0.00
				0.00	34,891.68	0.00	0.00	
116030	CDBG PROGRAM ADMIN FY2011	2016	1,521.50					1,521.50
116030	CDBG PROGRAM ADMIN FY2011	2017	1,521.50					1,521.50
				0.00	0.00	0.00	0.00	
116032	THE MAUI FARM REHABILITATION	2016		(21,404.55)	21,404.55			0.00
				(21,404.55)	21,404.55	0.00	0.00	
116203	EASTER SEALS MAUI PHASE II	2016	19,744.00	(19,744.00)				0.00
				(19,744.00)	0.00	0.00	0.00	
116215	ARRA09 ST ENERGY SCTR TRNG GRT	2016	(3,222.39)		3,222.39			0.00
				0.00	3,222.39	0.00	0.00	
126008	IAO HOUSE REHABILITATION	2017			5,222.45			5,222.45
				0.00	5,222.45	0.00	0.00	
126010	LCHC INFRASTRUCTURE 13-4	2016		(737.71)	737.71			0.00
				(737.71)	737.71	0.00	0.00	
126035	MOLOKAI TANKER- REPRG	2016		(25,320.44)	25,320.44			0.00
				(25,320.44)	25,320.44	0.00	0.00	
126198	MOLOKAI YOUTH OPPORTUNITY-DOL	2016	630.00		(630.00)			0.00
				0.00	(630.00)	0.00	0.00	
126201	WRKFRCE INVST ACT PY11-ADMIN	2016	2,255.13		(2,255.13)			0.00
				0.00	(2,255.13)	0.00	0.00	
126202	WRKFRCE INVST PY11 DSLCTD WRKR	2016	3,052.10		(3,052.10)			0.00
				0.00	(3,052.10)	0.00	0.00	
136005	LCHC INFRASTRUCTURE 13-4	2016		(370,818.29)	370,818.29			0.00
				(370,818.29)	370,818.29	0.00	0.00	
136105	MAUI FOOD BANK REHAB	2016		(8,965.99)	8,965.99			0.00
				(8,965.99)	8,965.99	0.00	0.00	
136106	THE MAUI FARM REHABILITATION	2016		(30,292.83)	30,292.83			0.00
				(30,292.83)	30,292.83	0.00	0.00	
136107	IAO HOUSE REHABILITATION	2017			1,707.17			1,707.17
				0.00	1,707.17	0.00	0.00	

County of Maui

Office of the Mayor

Grant Revenues & Expenditures Quarterly Report - by Index and Fiscal Year as of 6/30/2017

Index	Index Title	FY	Beginning Fund Balance	Revenue	Expenditures	Transfers In	Transfers Out	Ending Fund Balance
136187	HAWAII ST COMM/STATUS WOMEN	2016	(649.32)					(649.32)
136187	HAWAII ST COMM/STATUS WOMEN	2017	(649.32)	566.66	51.62			(31.04)
				<u>566.66</u>	<u>51.62</u>	<u>0.00</u>	<u>0.00</u>	
136199	WIA YOUTH PROGRAM - PY2012	2016	(334.42)		334.42			0.00
				<u>0.00</u>	<u>334.42</u>	<u>0.00</u>	<u>0.00</u>	
136200	WIA ADULT PROGRAM - PY2012	2016	(1,172.17)		1,172.17			0.00
				<u>0.00</u>	<u>1,172.17</u>	<u>0.00</u>	<u>0.00</u>	
136201	WIA ADMINISTRATIVE PY2012	2016	(7,805.09)		7,805.09			0.00
				<u>0.00</u>	<u>7,805.09</u>	<u>0.00</u>	<u>0.00</u>	
136202	WIA DISLOCATED WORKER PY2012	2016	(4,013.96)		4,013.96			0.00
				<u>0.00</u>	<u>4,013.96</u>	<u>0.00</u>	<u>0.00</u>	
136203	EASTER SEALS MAUI PHASE II	2016	20,256.00	(20,256.00)				0.00
				<u>(20,256.00)</u>	<u>0.00</u>	<u>0.00</u>	<u>0.00</u>	
146301	WKFORCE INVESTMENT ACT ADMIN	2016	3,087.74	(2,852.18)	(235.56)			0.00
				<u>(2,852.18)</u>	<u>(235.56)</u>	<u>0.00</u>	<u>0.00</u>	
146302	WKFORCE INVESTMENT ACT DWP	2016	112,484.45	(111,301.33)	(1,183.12)			(0.00)
				<u>(111,301.33)</u>	<u>(1,183.12)</u>	<u>0.00</u>	<u>0.00</u>	
146303	WKFORCE INVESTMENT ACT ADULT	2016	112,952.44	(113,792.35)	(460.21)			(1,300.12)
146303	WKFORCE INVESTMENT ACT ADULT	2017	(1,300.12)		1,300.12			0.00
				<u>(113,792.35)</u>	<u>839.91</u>	<u>0.00</u>	<u>0.00</u>	
146304	WKFORCE INVESTMENT ACT YOUTH	2016	(11,420.87)	(6,487.87)	17,908.74			0.00
				<u>(6,487.87)</u>	<u>17,908.74</u>	<u>0.00</u>	<u>0.00</u>	
146305	HTA PRODUCT ENRICHMENT CY14	2016	(12.56)		12.56			0.00
				<u>0.00</u>	<u>12.56</u>	<u>0.00</u>	<u>0.00</u>	
146336	WHW EMERGENCY SHELTER REHAB	2017		(128,225.92)	128,225.92			0.00
				<u>(128,225.92)</u>	<u>128,225.92</u>	<u>0.00</u>	<u>0.00</u>	
146342	HANA LANDFILL WATER TRUCK	2016	2,218.80	(2,218.80)				0.00
				<u>(2,218.80)</u>	<u>0.00</u>	<u>0.00</u>	<u>0.00</u>	
146343	WOMEN HELPING WOMEN DOM VIOLEN	2016		(7,738.11)	7,738.11			0.00
146343	WOMEN HELPING WOMEN DOM VIOLEN	2017		(72,431.17)	72,431.17			0.00
				<u>(80,169.28)</u>	<u>80,169.28</u>	<u>0.00</u>	<u>0.00</u>	
146345	LANAI COMM HEALTH CTR INFRAS	2016		(313,871.81)	313,871.81			0.00

County of Maui

Office of the Mayor

Grant Revenues & Expenditures Quarterly Report - by Index and Fiscal Year as of 6/30/2017

Index	Index Title	FY	Beginning Fund Balance	Revenue	Expenditures	Transfers In	Transfers Out	Ending Fund Balance
				(313,871.81)	313,871.81	0.00	0.00	
146346	CDBG PROGRAM ADMIN FY2014	2016	2,213.47	(25,644.68)	23,431.21			0.00
146346	CDBG PROGRAM ADMIN FY2014	2017		(5.27)	5.27			0.00
				(25,649.95)	23,436.48	0.00	0.00	
146347	KHAKO RENEWAL PRJ PH-1	2016		(1,205.63)	81,100.63			79,895.00
146347	KHAKO RENEWAL PRJ PH-1	2017	79,895.00	(168,297.65)	88,402.65			0.00
				(169,503.28)	169,503.28	0.00	0.00	
146348	MAUI FOOD BANK REHAB	2016		(41,034.01)	41,034.01			0.00
				(41,034.01)	41,034.01	0.00	0.00	
156187	HAWAII ST COMM/STATUS WOMEN	2016	(2,021.60)		1,790.88			(230.72)
156187	HAWAII ST COMM/STATUS WOMEN	2017	(230.72)		230.72			0.00
				0.00	2,021.60	0.00	0.00	
156198	MOLOKAI YOUTH OPPRTUNITY 05DOL	2016	(630.00)		630.00			0.00
				0.00	630.00	0.00	0.00	
156301	WKFORCE INVESTT ACT ADMIN	2016	31,614.59	(69,334.00)	37,719.41			0.00
				(69,334.00)	37,719.41	0.00	0.00	
156302	WKFORCE INVESTMENT ACT DWP	2016	121,096.22	(137,587.06)	41,109.51			24,618.67
156302	WKFORCE INVESTMENT ACT DWP	2017	24,618.67	(17,863.56)	(6,755.11)			(0.00)
				(155,450.62)	34,354.40	0.00	0.00	
156303	THE MAUI FARM REHABILITATION	2016		(125,724.64)	125,724.64			0.00
				(125,724.64)	125,724.64	0.00	0.00	
156304	MAUI FOOD BANK REHAB	2016	2,937.31	(403,022.64)	400,085.33			0.00
				(403,022.64)	400,085.33	0.00	0.00	
156305	WKFORCE INVESTMT ACT ADULT	2016	116,644.33	(178,985.99)	96,518.30			34,176.64
156305	WKFORCE INVESTMT ACT ADULT	2017	34,176.64	(34,184.95)	8.31			0.00
				(213,170.94)	96,526.61	0.00	0.00	
156306	WKFORCE INVESTMENT ACT YOUTH	2016	103,376.05	(226,592.46)	123,852.95			636.54
156306	WKFORCE INVESTMENT ACT YOUTH	2017	636.54	(636.54)				0.00
				(227,229.00)	123,852.95	0.00	0.00	
156308	HTA PRODUCT ENRICHMENT CY14	2016	(147,990.88)	(150,000.00)	245,834.63			(52,156.25)
156308	HTA PRODUCT ENRICHMENT CY14	2017	(52,156.25)	25,130.98	27,025.27			0.00
				(124,869.02)	272,859.90	0.00	0.00	

County of Maui

Office of the Mayor

Grant Revenues & Expenditures Quarterly Report - by Index and Fiscal Year as of 6/30/2017

Index	Index Title	FY	Beginning Fund Balance	Revenue	Expenditures	Transfers In	Transfers Out	Ending Fund Balance
156341	MOLOKAI TANKER	2016		(328,929.56)	675,000.00			346,070.44
156341	MOLOKAI TANKER	2017	346,070.44	(346,070.44)				0.00
				<u>(675,000.00)</u>	<u>675,000.00</u>	<u>0.00</u>	<u>0.00</u>	
156342	IAO HOUSE REHABILITATION	2017			17,500.00			17,500.00
				<u>0.00</u>	<u>17,500.00</u>	<u>0.00</u>	<u>0.00</u>	
156343	IAO HOUSE REHABILITATION	2017			21,800.00			21,800.00
				<u>0.00</u>	<u>21,800.00</u>	<u>0.00</u>	<u>0.00</u>	
156346	CDBG PROGRAM ADMIN FY15	2016	34,617.75	(54,117.01)	19,644.76			145.50
156346	CDBG PROGRAM ADMIN FY15	2017	145.50					145.50
				<u>(54,117.01)</u>	<u>19,644.76</u>	<u>0.00</u>	<u>0.00</u>	
166122	COQUI FROG ERADCTN ACT51 SLH04	2016	99,996.23		(80,000.00)			19,996.23
166122	COQUI FROG ERADCTN ACT51 SLH04	2017	19,996.23		(19,996.23)			0.00
				<u>0.00</u>	<u>(99,996.23)</u>	<u>0.00</u>	<u>0.00</u>	
166123	DLNR M'LAEA HARBOR SEWAGE P/O	2016	30,000.00					30,000.00
166123	DLNR M'LAEA HARBOR SEWAGE P/O	2017	30,000.00					30,000.00
				<u>0.00</u>	<u>0.00</u>	<u>0.00</u>	<u>0.00</u>	
166124	NOAA/HIHWNMS-MAALAEA HARBOR SW	2016	10,000.00					10,000.00
166124	NOAA/HIHWNMS-MAALAEA HARBOR SW	2017	10,000.00					10,000.00
				<u>0.00</u>	<u>0.00</u>	<u>0.00</u>	<u>0.00</u>	
166785	HAWAII ST COMM/STATUS WOMEN	2016		(3,421.88)	1,260.64			(2,161.24)
166785	HAWAII ST COMM/STATUS WOMEN	2017	(2,161.24)	120.83	2,013.78			(26.63)
				<u>(3,301.05)</u>	<u>3,274.42</u>	<u>0.00</u>	<u>0.00</u>	
166810	WKFORCE INNOVATN OPPORTUNITY	2016			22,721.97			22,721.97
166810	WKFORCE INNOVATN OPPORTUNITY	2017	22,721.97	(128,045.52)	159,024.87			53,701.32
				<u>(128,045.52)</u>	<u>181,746.84</u>	<u>0.00</u>	<u>0.00</u>	
166811	HO'OLEHUA PUMPER	2017		(898,447.40)	898,447.40			0.00
				<u>(898,447.40)</u>	<u>898,447.40</u>	<u>0.00</u>	<u>0.00</u>	
166812	IAO HOUSE REHABILITATION	2017			47,959.38			47,959.38
				<u>0.00</u>	<u>47,959.38</u>	<u>0.00</u>	<u>0.00</u>	
166814	WHW EMERGENCY SHELTER REHAB	2017		(85,469.25)	85,469.25			0.00
				<u>(85,469.25)</u>	<u>85,469.25</u>	<u>0.00</u>	<u>0.00</u>	
166815	CDBG PROGRAM ADMIN FY16	2016		(265,493.23)	293,775.88			28,282.65

County of Maui

Office of the Mayor

Grant Revenues & Expenditures Quarterly Report - by Index and Fiscal Year as of 6/30/2017

Index	Index Title	FY	Beginning Fund Balance	Revenue	Expenditures	Transfers In	Transfers Out	Ending Fund Balance
166815	CDBG PROGRAM ADMIN FY16	2017	28,282.65	(45,084.04)	17,389.52			588.13
				<u>(310,577.27)</u>	<u>311,165.40</u>	<u>0.00</u>	<u>0.00</u>	
166816	HTA PRODUCT ENRICHMENT CY16	2016		(250,000.00)	143,427.61			(106,572.39)
166816	HTA PRODUCT ENRICHMENT CY16	2017	(106,572.39)	(150,000.00)	256,072.39			(500.00)
				<u>(400,000.00)</u>	<u>399,500.00</u>	<u>0.00</u>	<u>0.00</u>	
166817	WIOA ADULT&DISLOCATED WORKER	2016			23,795.53			23,795.53
166817	WIOA ADULT&DISLOCATED WORKER	2017	23,795.53	(318,745.57)	311,140.40			16,190.36
				<u>(318,745.57)</u>	<u>334,935.93</u>	<u>0.00</u>	<u>0.00</u>	
166818	WIOA ADMIN PY2015	2016		(17,883.59)	55,875.58			37,991.99
166818	WIOA ADMIN PY2015	2017	37,991.99	(43,722.00)	4,446.00			(1,284.01)
				<u>(61,605.59)</u>	<u>60,321.58</u>	<u>0.00</u>	<u>0.00</u>	
166819	INNOVATE HAWAII	2016		(10,000.00)				(10,000.00)
166819	INNOVATE HAWAII	2017	(10,000.00)		10,000.00			0.00
				<u>(10,000.00)</u>	<u>10,000.00</u>	<u>0.00</u>	<u>0.00</u>	
166862	HAWAII STATE ENERGY	2017		(10,000.00)	10,000.00			0.00
				<u>(10,000.00)</u>	<u>10,000.00</u>	<u>0.00</u>	<u>0.00</u>	
176062	HOUSING REHAB LOAN PROJECT INC	2016	(13,196.45)					(13,196.45)
176062	HOUSING REHAB LOAN PROJECT INC	2017	(13,196.45)					(13,196.45)
				<u>0.00</u>	<u>0.00</u>	<u>0.00</u>	<u>0.00</u>	
176063	IAO THEATRE PROJECT INCOME	2017			(2,183.13)			(2,183.13)
				<u>0.00</u>	<u>(2,183.13)</u>	<u>0.00</u>	<u>0.00</u>	
176187	MADE IN MAUI COUNTY FESTIVAL	2017		(8,500.00)	8,500.00			0.00
				<u>(8,500.00)</u>	<u>8,500.00</u>	<u>0.00</u>	<u>0.00</u>	
176803	MEO MOLOKAI SHUTTLE SVC BUS B	2017			130,936.00			130,936.00
				<u>0.00</u>	<u>130,936.00</u>	<u>0.00</u>	<u>0.00</u>	
176806	MEO MOLOKAI SHUTTLE SVC BUS A	2017			118,579.00			118,579.00
				<u>0.00</u>	<u>118,579.00</u>	<u>0.00</u>	<u>0.00</u>	
176815	CDBG PROGRAM ADMIN FY17	2017		(204,260.10)	326,697.26			122,437.16
				<u>(204,260.10)</u>	<u>326,697.26</u>	<u>0.00</u>	<u>0.00</u>	
176816	HTA COUNTY PRODUCT ENRICHMENT	2017		(60,000.00)	43,218.35			(16,781.65)
				<u>(60,000.00)</u>	<u>43,218.35</u>	<u>0.00</u>	<u>0.00</u>	
176818	WIOA ADMIN PY2016	2017		(41,869.63)	43,059.23			1,189.60

County of Maui

Office of the Mayor

Grant Revenues & Expenditures Quarterly Report - by Index and Fiscal Year as of 6/30/2017

Index	Index Title	FY	Beginning Fund Balance	Revenue	Expenditures	Transfers In	Transfers Out	Ending Fund Balance
				(41,869.63)	43,059.23	0.00	0.00	
186037	2016 HAWAII SEVERE STORMS	2017		(6,038.93)	3,689,267.70			3,683,228.77
				(6,038.93)	3,689,267.70	0.00	0.00	
196010	MOLOKAI TANKER - REPRG	2016			8,179.56			8,179.56
196010	MOLOKAI TANKER - REPRG	2017	8,179.56	(8,179.56)				0.00
				(8,179.56)	8,179.56	0.00	0.00	
196020	PROJECT IMPACT BDRC FEMA	2016	13,279.05					13,279.05
196020	PROJECT IMPACT BDRC FEMA	2017	13,279.05		(13,279.05)			0.00
				0.00	(13,279.05)	0.00	0.00	
196037	STORMS 12/4-7/07 FEMA#1743DRHI	2016	(172,041.35)		172,041.35			0.00
				0.00	172,041.35	0.00	0.00	
Grand Total				(6,095,037.67)	9,879,166.68	0.00	0.00	

Back to Top

County of Maui

Management

Grant Revenues & Expenditures Quarterly Report - by Index and Fiscal Year as of 6/30/2017

Index	Index Title	FY	Beginning Fund Balance	Revenue	Expenditures	Transfers In	Transfers Out	Ending Fund Balance
106055	ENERGY EMERGENCY PLANNING	2016	(4,575.09)		4,575.09			0.00
				0.00	4,575.09	0.00	0.00	
136801	DELL ONLINE SELF-DISPATCH PRG	2016	(27,277.71)	(210.00)				(27,487.71)
136801	DELL ONLINE SELF-DISPATCH PRG	2017	(27,487.71)	27,487.71				0.00
				27,277.71	0.00	0.00	0.00	
166802	HI INTEGRATED JUSTICE IS PRG	2016			27,840.00			27,840.00
166802	HI INTEGRATED JUSTICE IS PRG	2017	27,840.00	(27,840.00)				0.00
				(27,840.00)	27,840.00	0.00	0.00	
Grand Total				(562.29)	32,415.09	0.00	0.00	

County of Maui

Prosecuting Attorney

Grant Revenues & Expenditures Quarterly Report - by Index and Fiscal Year as of 6/30/2017

Index	Index Title	FY	Beginning Fund Balance	Revenue	Expenditures	Transfers In	Transfers Out	Ending Fund Balance
106138	FOOD STAMP PRG PROSECUTIONS	2016		(283.17)	283.17			0.00
				<u>(283.17)</u>	<u>283.17</u>	<u>0.00</u>	<u>0.00</u>	
126462	PROS ATTY ASSET FORFTRES ST12	2016	3,508.40	(3,508.40)				0.00
				<u>(3,508.40)</u>	<u>0.00</u>	<u>0.00</u>	<u>0.00</u>	
136174	DEFENDANT/WITNESS TRIAL PRG	2016	287.24		(287.24)			0.00
				<u>0.00</u>	<u>(287.24)</u>	<u>0.00</u>	<u>0.00</u>	
146601	DEFENDANT/WITNESS TRIAL PRG	2016	(610.00)		610.00			0.00
				<u>0.00</u>	<u>610.00</u>	<u>0.00</u>	<u>0.00</u>	
146602	VICTIM/WITNESS ASSISTANCE PRG	2016	(696.74)		696.74			0.00
				<u>0.00</u>	<u>696.74</u>	<u>0.00</u>	<u>0.00</u>	
146607	CRIMINAL JUSTICE INFO SYSTEM	2016	19,651.02	(44,389.00)	24,737.98			0.00
				<u>(44,389.00)</u>	<u>24,737.98</u>	<u>0.00</u>	<u>0.00</u>	
156601	DEFENDANT/WITNESS TRIAL PRG	2016	17,868.80	(23,459.97)	5,591.17			(0.00)
				<u>(23,459.97)</u>	<u>5,591.17</u>	<u>0.00</u>	<u>0.00</u>	
156602	VICTIM/WITNESS ASSISTANCE PRG	2016	10,618.86	(28,648.00)	18,029.14			0.00
				<u>(28,648.00)</u>	<u>18,029.14</u>	<u>0.00</u>	<u>0.00</u>	
156603	CAREER CRIMINAL PROGRAM	2016	(7,217.83)		7,217.83			0.00
				<u>0.00</u>	<u>7,217.83</u>	<u>0.00</u>	<u>0.00</u>	
156608	E BYRNE MEMORIAL JAG FY15	2016			9,572.44			9,572.44
156608	E BYRNE MEMORIAL JAG FY15	2017	9,572.44					9,572.44
				<u>0.00</u>	<u>9,572.44</u>	<u>0.00</u>	<u>0.00</u>	
156609	SPCL NEEDS ADVOCACY PRG	2016	78,291.31	(95,252.00)	16,960.69			(0.00)
				<u>(95,252.00)</u>	<u>16,960.69</u>	<u>0.00</u>	<u>0.00</u>	
156610	ASSET FORFEITURES PROGRAM	2016	(60,892.70)	60,892.70				0.00
				<u>60,892.70</u>	<u>0.00</u>	<u>0.00</u>	<u>0.00</u>	
156611	MAUI PROSECUTORS TRAFFIC REC	2016	4,847.80	(4,847.80)				0.00
				<u>(4,847.80)</u>	<u>0.00</u>	<u>0.00</u>	<u>0.00</u>	
156620	E BYRNE/PROS OF DRUG CRIMES	2016	8,541.67	(125,501.00)	140,075.33			23,116.00
156620	E BYRNE/PROS OF DRUG CRIMES	2017	23,116.00	(23,116.00)				0.00
				<u>(148,617.00)</u>	<u>140,075.33</u>	<u>0.00</u>	<u>0.00</u>	
156622	DOMESTIC VIOLENCE INVESTIGATIO	2016	39,418.51	(51,289.00)	11,870.49			0.00

County of Maui

Prosecuting Attorney

Grant Revenues & Expenditures Quarterly Report - by Index and Fiscal Year as of 6/30/2017

Index	Index Title	FY	Beginning Fund Balance	Revenue	Expenditures	Transfers In	Transfers Out	Ending Fund Balance
				(51,289.00)	11,870.49	0.00	0.00	
156623	HIGHWAY SAFETY GRANT	2016	12,441.54	(19,082.72)	6,067.32			(573.86)
156623	HIGHWAY SAFETY GRANT	2017	(573.86)		573.86			0.00
				(19,082.72)	6,641.18	0.00	0.00	
156625	JUSTICE REINVEST INITIATIVE	2016	(9,571.13)	9,571.13				0.00
				9,571.13	0.00	0.00	0.00	
166835	SPCL NEEDS ADVOCACY PRG	2016		(247,183.00)	307,532.53			60,349.53
166835	SPCL NEEDS ADVOCACY PRG	2017	60,349.53	(63,557.00)	3,207.47			(0.00)
				(310,740.00)	310,740.00	0.00	0.00	
166836	ASSET FORFEITURES PROGRAM	2016		(20,565.14)	60,945.37			40,380.23
166836	ASSET FORFEITURES PROGRAM	2017	40,380.23	(39,532.77)	38,844.06			39,691.52
				(60,097.91)	99,789.43	0.00	0.00	
166871	VICTIM/WITNESS ASSISTANCE PRG	2016		(14,594.00)	51,509.34			36,915.34
166871	VICTIM/WITNESS ASSISTANCE PRG	2017	36,915.34	(43,783.00)	6,867.66			(0.00)
				(58,377.00)	58,377.00	0.00	0.00	
166872	CAREER CRIMINAL PROGRAM	2016		(130,262.00)	130,262.00			0.00
				(130,262.00)	130,262.00	0.00	0.00	
166873	DEFENDANT/WITNESS TRIAL PRG	2016		(21,581.21)	90,632.43			69,051.22
166873	DEFENDANT/WITNESS TRIAL PRG	2017	69,051.22	(75,289.31)	41,201.67			34,963.58
				(96,870.52)	131,834.10	0.00	0.00	
166875	HIGHWAY SAFETY/IMPAIRED DRVG	2016			7,629.64			7,629.64
166875	HIGHWAY SAFETY/IMPAIRED DRVG	2017	7,629.64	(13,826.42)	6,196.78			0.00
				(13,826.42)	13,826.42	0.00	0.00	
166876	HIGHWAY SAFETY/TRAFFIC RECORDS	2016			4,507.85			4,507.85
166876	HIGHWAY SAFETY/TRAFFIC RECORDS	2017	4,507.85	(10,445.36)	5,937.51			0.00
				(10,445.36)	10,445.36	0.00	0.00	
166877	SOH GRANT-IN-AID	2016			33,852.08			33,852.08
166877	SOH GRANT-IN-AID	2017	33,852.08		70,146.14			103,998.22
				0.00	103,998.22	0.00	0.00	
176835	SPCL NEEDS ADVOCACY PRG	2017		(178,007.00)	303,583.16			125,576.16
				(178,007.00)	303,583.16	0.00	0.00	
176860	SPCL NEEDS ADVOC SUPPLEMENTAL	2017		(6,964.00)	78,767.97			71,803.97

County of Maui

Prosecuting Attorney		Grant Revenues & Expenditures Quarterly Report - by Index and Fiscal Year as of 6/30/2017						
Index	Index Title	FY	Beginning Fund Balance	Revenue	Expenditures	Transfers In	Transfers Out	Ending Fund Balance
				(6,964.00)	78,767.97	0.00	0.00	
176871	VICTIM/WITNESS ASSISTANCE PRG	2017		(46,215.00)	59,528.39			13,313.39
				(46,215.00)	59,528.39	0.00	0.00	
176872	CAREER CRIMINAL PROGRAM	2017		(103,125.00)	137,499.00			34,374.00
				(103,125.00)	137,499.00	0.00	0.00	
176878	DPA 2017 TRAFFIC RECORDS	2017			227.40			227.40
				0.00	227.40	0.00	0.00	
176879	DOMESTIC VIOLENCE INVESTIGATIO	2017		(52,401.00)	53,382.00			981.00
				(52,401.00)	53,382.00	0.00	0.00	
176880	MAUI PROSECUTORS OFFICE	2017			6,923.44			6,923.44
				0.00	6,923.44	0.00	0.00	
196071	VICTIM WITNESS BOOKS	2016	(7,280.00)		(7,465.39)			(14,745.39)
196071	VICTIM WITNESS BOOKS	2017	(14,745.39)	14,745.39				0.00
				14,745.39	(7,465.39)	0.00	0.00	
Grand Total				(1,401,499.05)	1,733,717.42	0.00	0.00	

County of Maui

Finance		Grant Revenues & Expenditures Quarterly Report - by Index and Fiscal Year as of 6/30/2017						
Index	Index Title	FY	Beginning Fund Balance	Revenue	Expenditures	Transfers In	Transfers Out	Ending Fund Balance
166725	COMML DRIVER'S LICENSE FY16	2016		(458,147.20)	458,147.20			(0.00)
				<u>(458,147.20)</u>	<u>458,147.20</u>	<u>0.00</u>	<u>0.00</u>	
166726	PERIODIC MTR VEH INSPTN FY16	2016		(453,167.35)	453,167.35			0.00
				<u>(453,167.35)</u>	<u>453,167.35</u>	<u>0.00</u>	<u>0.00</u>	
166727	STATE IDENTIFICATION PROGRAM	2016		(225,882.58)	225,882.58			0.00
166727	STATE IDENTIFICATION PROGRAM	2017			445.29			445.29
				<u>(225,882.58)</u>	<u>226,327.87</u>	<u>0.00</u>	<u>0.00</u>	
166728	STATE MOTOR VEH REGISTRATION	2016		(301,233.42)	301,233.42			0.00
				<u>(301,233.42)</u>	<u>301,233.42</u>	<u>0.00</u>	<u>0.00</u>	
176725	COMML DRIVER'S LICENSE FY17	2017		(505,179.02)	505,179.02			(0.00)
				<u>(505,179.02)</u>	<u>505,179.02</u>	<u>0.00</u>	<u>0.00</u>	
176726	PERIODIC MTR VEH INSPTN FY17	2017		(444,981.70)	444,981.70			0.00
				<u>(444,981.70)</u>	<u>444,981.70</u>	<u>0.00</u>	<u>0.00</u>	
176727	STATE IDENTIFICATION PROGRAM	2017		(192,786.43)	192,786.43			(0.00)
				<u>(192,786.43)</u>	<u>192,786.43</u>	<u>0.00</u>	<u>0.00</u>	
176728	STATE MOTOR VEH REGISTRATION	2017		(310,067.83)	310,067.83			0.00
				<u>(310,067.83)</u>	<u>310,067.83</u>	<u>0.00</u>	<u>0.00</u>	
Grand Total				(2,891,445.53)	2,891,890.82	0.00	0.00	

County of Maui

Planning		Grant Revenues & Expenditures Quarterly Report - by Index and Fiscal Year as of 6/30/2017						
Index	Index Title	FY	Beginning Fund Balance	Revenue	Expenditures	Transfers In	Transfers Out	Ending Fund Balance
116204	PRIVATE DONATION-PLNNG-HUTAFF	2016	(51.74)	0.00	51.74	0.00	0.00	0.00
146901	COASTAL ZONE MANAGEMENT PRG	2016	(206,776.77)	0.00	206,776.77	0.00	0.00	0.00
146905	UH SEA GRANT COLLEGE PROGRAM	2016	(2,356.42)	0.00	2,356.42	0.00	0.00	0.00
156800	COASTAL ZONE MANAGEMENT FY15	2016	179,312.79	(339,286.41)	159,973.62	0.00	0.00	0.00
				(339,286.41)	159,973.62	0.00	0.00	
156802	CERTIFIED LOCAL GOVT PRG	2016	(8,677.02)					(8,677.02)
156802	CERTIFIED LOCAL GOVT PRG	2017	(8,677.02)	0.00	8,677.02	0.00	0.00	0.00
166801	COASTAL ZONE MANAGEMENT FY16	2016			194,616.43			194,616.43
166801	COASTAL ZONE MANAGEMENT FY16	2017	194,616.43	(338,948.24)	144,331.81	0.00	0.00	0.00
				(338,948.24)	338,948.24	0.00	0.00	
176801	COASTAL ZONE MANAGEMENT FY17	2017		0.00	218,497.97	0.00	0.00	218,497.97
				0.00	218,497.97	0.00	0.00	
Grand Total				(678,234.65)	935,281.78	0.00	0.00	

County of Maui

Grant Revenues & Expenditures Quarterly Report - by Index and Fiscal Year as of 6/30/2017

Police

Index	Index Title	FY	Beginning Fund Balance	Revenue	Expenditures	Transfers In	Transfers Out	Ending Fund Balance
106521	G.R.E.A.T ATC000110	2016	304.39	0.00	(304.39)	0.00	0.00	0.00
106806	D.A.R.E.(DOE)FY10 MOA DO413#5	2016	479.33	0.00	(479.33)	0.00	0.00	0.00
116333	JUVENILE ACCT INCENTIVE DHS01	2016	658.84	0.00	(658.84)	0.00	0.00	0.00
116355	MAUI CHILD PASSENGER SAFTEY	2016	(541.18)	0.00	541.18	0.00	0.00	0.00
116500	COPS TECHNOLOGY GRANT USDJUSTC	2016	(462.69)	0.00	462.69	0.00	0.00	0.00
116510	BULLETPROOF VEST GRNT USDJUSTC	2016	(13,085.32)	0.00	13,085.32	0.00	0.00	0.00
116705	YOUTH GANG DHS-2000-OYS-8048	2016	194.79	0.00	(194.79)	0.00	0.00	0.00
116904	SAFE & DRUG FREE SCHLS #2 DHS	2016	(252.05)	0.00	252.05	0.00	0.00	0.00
126300	LLE BLOCK GRANT 2001-LB-BX1458	2016	132.23	0.00	(132.23)	0.00	0.00	0.00
126331	MPD ROADBLOCK PROGRAM	2016	322.12	0.00	(322.12)	0.00	0.00	0.00
126333	JUV ACT/INC BG DHS-2-OYS-1160A	2016	(7,482.95)	0.00	7,482.95	0.00	0.00	0.00
126335	JUV ACT/INC BG DHS-2-OYS-1160B	2016	(579.95)	0.00	579.95	0.00	0.00	0.00
126340	PROHIBITING ALCOHOL SALES TO M	2016	99.31					99.31
126340	PROHIBITING ALCOHOL SALES TO M	2017	99.31	0.00	(99.31)	0.00	0.00	0.00
126344	MAUI SAFECOMM SPEED	2016	(1,176.53)	0.00	1,176.53	0.00	0.00	0.00
126355	KEIKI INJURY PRTCTN CLTN	2016	2,383.19	0.00	(2,383.19)	0.00	0.00	0.00

County of Maui

Grant Revenues & Expenditures Quarterly Report - by Index and Fiscal Year as of 6/30/2017

Police	Index	Index Title	FY	Beginning Fund Balance	Revenue	Expenditures	Transfers In	Transfers Out	Ending Fund Balance
	126356	MAUI SEAT BELT ENFORCEMNT	2016	11,869.64		(11,869.64)			0.00
					0.00	(11,869.64)	0.00	0.00	
	126365	FED EQT/SHARING FORFEITURE POL	2016	(863.82)					(863.82)
	126365	FED EQT/SHARING FORFEITURE POL	2017	(863.82)					(863.82)
					0.00	0.00	0.00	0.00	
	126399	911 EMERGENCY MEDICAL FY02	2016	(1,200.00)		1,200.00			0.00
					0.00	1,200.00	0.00	0.00	
	126430	CLANDSTINE LAB RSPNSE TM00DB18	2016	275.72		(275.72)			0.00
					0.00	(275.72)	0.00	0.00	
	126501	COPS IN SCHOOL AWARD	2016	(38,462.46)		38,462.46			0.00
					0.00	38,462.46	0.00	0.00	
	126505	S/W MARIJUANA ERAD #01-DB-4	2016	829.73		(829.73)			0.00
					0.00	(829.73)	0.00	0.00	
	126550	MARIJUANA ERADICATION DEA 2002	2016	(1,034.82)					(1,034.82)
	126550	MARIJUANA ERADICATION DEA 2002	2017	(1,034.82)		1,034.82			0.00
					0.00	1,034.82	0.00	0.00	
	126901	SW NARCOTICS TASK FORCE 01DB11	2016	6,500.00		(6,500.00)			0.00
					0.00	(6,500.00)	0.00	0.00	
	126903	SAFE/DRUG FREE SCHOOLS #3 DHS	2016	4,291.33		(4,291.33)			0.00
					0.00	(4,291.33)	0.00	0.00	
	126905	D.A.R.E.PRGMR(DOE) 02 #18475	2016	1,338.75		(1,338.75)			0.00
					0.00	(1,338.75)	0.00	0.00	
	126908	TRAINING GRANTS-SOH VARIOUS	2016	10,018.45		(1,154.95)			8,863.50
	126908	TRAINING GRANTS-SOH VARIOUS	2017	8,863.50					8,863.50
					0.00	(1,154.95)	0.00	0.00	
	136301	STATE E911 WIRELESS COMMISSIO	2016	(10,562.57)		2,466.66			(8,095.91)
	136301	STATE E911 WIRELESS COMMISSIO	2017	(8,095.91)		(1,179.73)			(9,275.64)
					0.00	1,286.93	0.00	0.00	
	136302	VAWA/DOMESTIC VIOLENCE OUTREAC	2016	3,220.11	(24,000.00)	24,573.89			3,794.00
	136302	VAWA/DOMESTIC VIOLENCE OUTREAC	2017	3,794.00	(3,794.00)				0.00
					(27,794.00)	24,573.89	0.00	0.00	
	136303	HIGH INTENSITY DRUG TRAFFICKIN	2016	(3,000.00)	3,000.00				0.00

County of Maui

Grant Revenues & Expenditures Quarterly Report - by Index and Fiscal Year as of 6/30/2017

Police			Beginning					Ending
Index	Index Title	FY	Fund Balance	Revenue	Expenditures	Transfers In	Transfers Out	Fund Balance
				3,000.00	0.00	0.00	0.00	
136330	DOH-ADAD TOBACCO SALES-MINORS	2016	(1,015.70)		1,015.70			0.00
				0.00	1,015.70	0.00	0.00	
136333	JUV ACT/INCNTV B/G PROJ#P.O.I.	2016	(6,678.32)		6,678.32			0.00
				0.00	6,678.32	0.00	0.00	
136335	J/ACT/INCNTV/BG PROJ#COMP STRA	2016	(2,226.75)		2,226.75			0.00
				0.00	2,226.75	0.00	0.00	
136344	MAUI SAFE COMM SPEED	2016	(3,525.53)		3,525.53			0.00
				0.00	3,525.53	0.00	0.00	
136356	MPD SEATBELT PROGRAM	2016	(32,203.19)		32,203.19			0.00
				0.00	32,203.19	0.00	0.00	
136365	FED EQT/SHARING FORFEITURE POL	2016	(134.78)					(134.78)
136365	FED EQT/SHARING FORFEITURE POL	2017	(134.78)					(134.78)
				0.00	0.00	0.00	0.00	
136399	911 EMS FY03LOG#98-320 MOD#5	2016	67,631.31		(67,631.31)			0.00
				0.00	(67,631.31)	0.00	0.00	
136902	TRAINING GRANTS FY2013	2016	(3,273.35)					(3,273.35)
136902	TRAINING GRANTS FY2013	2017	(3,273.35)					(3,273.35)
				0.00	0.00	0.00	0.00	
136910	HI INTRAGENCY MOBLE POLICE 02	2016	(2,506.82)					(2,506.82)
136910	HI INTRAGENCY MOBLE POLICE 02	2017	(2,506.82)					(2,506.82)
				0.00	0.00	0.00	0.00	
146026	TRAINING GRANTS FY2014	2016	(216.13)					(216.13)
146026	TRAINING GRANTS FY2014	2017	(216.13)					(216.13)
				0.00	0.00	0.00	0.00	
146030	STATE E911 WIRELESS COMMISSION	2016	(650.22)	712.20	(61.98)			0.00
				712.20	(61.98)	0.00	0.00	
146042	MPD CHILD RESTRAINT PROJECT	2016	84.50		(84.50)			0.00
				0.00	(84.50)	0.00	0.00	
146045	VIOLENCE AGAINST WOMEN ACT	2016	15,366.11	(25,000.00)	10,750.15			1,116.26
146045	VIOLENCE AGAINST WOMEN ACT	2017	1,116.26	(10,000.00)	8,883.74			0.00
				(35,000.00)	19,633.89	0.00	0.00	

County of Maui

Grant Revenues & Expenditures Quarterly Report - by Index and Fiscal Year as of 6/30/2017

Police

Index	Index Title	FY	Beginning Fund Balance	Revenue	Expenditures	Transfers In	Transfers Out	Ending Fund Balance
146046	JUVENILE ACCT INCENTIVE BLCK	2016	7,851.45	(8,136.30)	284.85			0.00
				<u>(8,136.30)</u>	<u>284.85</u>	<u>0.00</u>	<u>0.00</u>	
146047	SW MARIJUANA ERADICATION	2016	1,656.87	(43,727.00)	42,070.13			0.00
				<u>(43,727.00)</u>	<u>42,070.13</u>	<u>0.00</u>	<u>0.00</u>	
146053	E BYRNE/EPIC AWARENESS	2016	1,430.61	(90,944.08)	89,513.47			(0.00)
				<u>(90,944.08)</u>	<u>89,513.47</u>	<u>0.00</u>	<u>0.00</u>	
146365	POLICE FORFEITURES	2016	(9,175.25)					(9,175.25)
146365	POLICE FORFEITURES	2017	(9,175.25)					(9,175.25)
				<u>0.00</u>	<u>0.00</u>	<u>0.00</u>	<u>0.00</u>	
146400	911 EMS DOH 04 LOG#04-337	2016	22,572.34		(22,572.34)			0.00
				<u>0.00</u>	<u>(22,572.34)</u>	<u>0.00</u>	<u>0.00</u>	
146502	ANALYTICAL EQUIP & INFO MGT SY	2016	4,813.63		(4,813.63)			0.00
				<u>0.00</u>	<u>(4,813.63)</u>	<u>0.00</u>	<u>0.00</u>	
146550	MARIJUANA ERADCTN DEA 2003-51	2016	(6,254.17)		322.43			(5,931.74)
146550	MARIJUANA ERADCTN DEA 2003-51	2017	(5,931.74)		5,931.74			0.00
				<u>0.00</u>	<u>6,254.17</u>	<u>0.00</u>	<u>0.00</u>	
146553	DOMESTIC CANNABIS DEA 2004-53	2016	(13,771.67)	12,939.15	832.52			0.00
				<u>12,939.15</u>	<u>832.52</u>	<u>0.00</u>	<u>0.00</u>	
156024	TRAINING GRANTS FY2015	2016	10,263.52		(4,184.58)			6,078.94
156024	TRAINING GRANTS FY2015	2017	6,078.94					6,078.94
				<u>0.00</u>	<u>(4,184.58)</u>	<u>0.00</u>	<u>0.00</u>	
156030	STATE E911 WIRELESS COMMISSION	2016	525,238.50	(498,495.20)	283.19			27,026.49
156030	STATE E911 WIRELESS COMMISSION	2017	27,026.49					27,026.49
				<u>(498,495.20)</u>	<u>283.19</u>	<u>0.00</u>	<u>0.00</u>	
156031	911 EMERGENCY MEDICAL SVC	2016	75,922.91	(91,007.41)	15,084.50			0.00
				<u>(91,007.41)</u>	<u>15,084.50</u>	<u>0.00</u>	<u>0.00</u>	
156033	MPD TRAFFIC SERVICES	2016	33,897.68	(37,104.52)	3,206.84			0.00
				<u>(37,104.52)</u>	<u>3,206.84</u>	<u>0.00</u>	<u>0.00</u>	
156035	PROHIBIT TOBACCO SALES TO M	2016		(8,921.91)	10,676.39			1,754.48
156035	PROHIBIT TOBACCO SALES TO M	2017	1,754.48	(1,754.48)				0.00
				<u>(10,676.39)</u>	<u>10,676.39</u>	<u>0.00</u>	<u>0.00</u>	
156037	FFY15 MPD SEAT BELT PROGRAM	2016	11,158.76	(23,931.08)	12,772.32			(0.00)

County of Maui

Grant Revenues & Expenditures Quarterly Report - by Index and Fiscal Year as of 6/30/2017

Police

Index	Index Title	FY	Beginning Fund Balance	Revenue	Expenditures	Transfers In	Transfers Out	Ending Fund Balance
				(23,931.08)	12,772.32	0.00	0.00	
156038	FFY15 SPEED ENFORCEMENT	2016	23,980.24	(43,009.95)	19,029.71			0.00
				(43,009.95)	19,029.71	0.00	0.00	
156039	FFY15 MPD TRAFFIC DATA RECORDS	2016	10,712.13	(29,412.38)	18,700.25			0.00
				(29,412.38)	18,700.25	0.00	0.00	
156040	DISTRACTED DRIVING ENFORCEMENT	2016		(2,049.41)	2,049.41			0.00
				(2,049.41)	2,049.41	0.00	0.00	
156044	MPD ROADBLOCK PROGRAM	2016	80,528.09	(203,039.80)	122,511.71			0.00
				(203,039.80)	122,511.71	0.00	0.00	
156046	KALO PROGRAM	2016	22,836.64	(22,962.36)	125.72			(0.00)
				(22,962.36)	125.72	0.00	0.00	
156051	DOMESTIC CANNABIS DEA	2016	(88,362.18)		88,362.18			0.00
				0.00	88,362.18	0.00	0.00	
156053	HAWAII NARCOTICS TASK FORCE	2016	5,389.96	(19,510.00)	14,120.04			(0.00)
				(19,510.00)	14,120.04	0.00	0.00	
156054	HIGH INTENSITY DRUG TRAFFICKIN	2016	33,018.78	(164,110.00)	131,091.22			(0.00)
				(164,110.00)	131,091.22	0.00	0.00	
156056	MPD CHILD RESTRAINT PROJ	2016	6,724.89	(14,899.11)	8,174.22			0.00
				(14,899.11)	8,174.22	0.00	0.00	
156058	JUVENILE ACCT INCENTIVE BLCK	2016	4,492.24	(60,248.67)	70,770.76			15,014.33
156058	JUVENILE ACCT INCENTIVE BLCK	2017	15,014.33	(15,014.33)				0.00
				(75,263.00)	70,770.76	0.00	0.00	
156333	JUV/ACT/BG POI DHS-05-OYS-2153	2016	(4,956.25)		4,956.25			0.00
				0.00	4,956.25	0.00	0.00	
156522	G.R.E.A.T. ATF 2004-JV-FX-0133	2016	(109.70)		109.70			0.00
				0.00	109.70	0.00	0.00	
156553	DOMESTIC CANNABIS DEA 2005-60	2016	(3,882.55)		3,882.55			0.00
				0.00	3,882.55	0.00	0.00	
156910	HI INTERAGNCY MOBILE POLICE03	2016	(4,278.78)					(4,278.78)
156910	HI INTERAGNCY MOBILE POLICE03	2017	(4,278.78)					(4,278.78)
				0.00	0.00	0.00	0.00	

County of Maui

Grant Revenues & Expenditures Quarterly Report - by Index and Fiscal Year as of 6/30/2017

Police

Index	Index Title	FY	Beginning Fund Balance	Revenue	Expenditures	Transfers In	Transfers Out	Ending Fund Balance
166365	FEDERAL POLICE FORFEITURES	2016	(1,621.35)					(1,621.35)
166365	FEDERAL POLICE FORFEITURES	2017	(1,621.35)					(1,621.35)
				0.00	0.00	0.00	0.00	
166508	SW MARIJUANA ERADCTN TASK FRCE	2016	(23,893.00)		23,893.00			0.00
				0.00	23,893.00	0.00	0.00	
166509	POLICE AGAINST STREET SALES06	2016	(422.68)					(422.68)
166509	POLICE AGAINST STREET SALES06	2017	(422.68)					(422.68)
				0.00	0.00	0.00	0.00	
166829	HC&S COMMUNITY INITIATIVE	2017		(3,000.00)				(3,000.00)
				(3,000.00)	0.00	0.00	0.00	
166830	STATE E911 WIRELESS COMMISSION	2016		(666,988.34)	782,335.46			115,347.12
166830	STATE E911 WIRELESS COMMISSION	2017	115,347.12	(73,342.54)	36,558.02			78,562.60
				(740,330.88)	818,893.48	0.00	0.00	
166831	TRAINING GRANTS FY2016	2016			22,561.37			22,561.37
166831	TRAINING GRANTS FY2016	2017	22,561.37	(1,208.70)	(4,005.75)			17,346.92
				(1,208.70)	18,555.62	0.00	0.00	
166832	911 EMS DISPATCH COMMUNICATION	2016		(308,018.02)	354,514.44			46,496.42
166832	911 EMS DISPATCH COMMUNICATION	2017	46,496.42	(61,671.72)	15,175.30			(0.00)
				(369,689.74)	369,689.74	0.00	0.00	
166833	DOMESTIC VIOLENCE:STRANGULATIO	2016		(13,000.00)	18,896.22			5,896.22
166833	DOMESTIC VIOLENCE:STRANGULATIO	2017	5,896.22	(33,000.00)	29,507.38			2,403.60
				(46,000.00)	48,403.60	0.00	0.00	
166834	KALO PROGRAM	2016		(78,721.79)	88,562.40			9,840.61
166834	KALO PROGRAM	2017	9,840.61	(10,278.21)	437.60			0.00
				(89,000.00)	89,000.00	0.00	0.00	
166837	MPD TRAFFIC SERVICES	2016		(2,509.93)	40,278.48			37,768.55
166837	MPD TRAFFIC SERVICES	2017	37,768.55	(37,768.55)				0.00
				(40,278.48)	40,278.48	0.00	0.00	
166838	MPD TRAFFIC DATA RECORDS	2016		(11,724.31)	209,736.68			198,012.37
166838	MPD TRAFFIC DATA RECORDS	2017	198,012.37	(205,619.75)	7,607.38			(0.00)
				(217,344.06)	217,344.06	0.00	0.00	
166839	MPD SPEED ENFORCEMENT	2016		(11,831.47)	76,959.37			65,127.90

County of Maui

Grant Revenues & Expenditures Quarterly Report - by Index and Fiscal Year as of 6/30/2017

Police

Index	Index Title	FY	Beginning Fund Balance	Revenue	Expenditures	Transfers In	Transfers Out	Ending Fund Balance
166839	MPD SPEED ENFORCEMENT	2017	65,127.90	(100,132.65)	35,004.75			0.00
				(111,964.12)	111,964.12	0.00	0.00	
166840	MPD ROADBLOCK PROGRAM	2016		(68,928.00)	206,644.20			137,716.20
166840	MPD ROADBLOCK PROGRAM	2017	137,716.20	(285,492.30)	147,776.10			0.00
				(354,420.30)	354,420.30	0.00	0.00	
166841	DISTRACTED DRIVING ENFORCEMENT	2016		(550.41)	43,866.64			43,316.23
166841	DISTRACTED DRIVING ENFORCEMENT	2017	43,316.23	(46,055.86)	2,739.63			0.00
				(46,606.27)	46,606.27	0.00	0.00	
166842	HAWAII NARCOTICS TASK FORCE	2016		(22,848.00)	22,848.00			0.00
				(22,848.00)	22,848.00	0.00	0.00	
166843	MPD SEAT BELT PROGRAM	2016		(2,758.02)	25,872.25			23,114.23
166843	MPD SEAT BELT PROGRAM	2017	23,114.23	(34,571.55)	11,457.32			(0.00)
				(37,329.57)	37,329.57	0.00	0.00	
166844	HIGH INTENSITY DRUG TRAFFICKIN	2016		(137,822.84)	152,326.62			14,503.78
166844	HIGH INTENSITY DRUG TRAFFICKIN	2017	14,503.78	(45,372.16)	30,868.38			(0.00)
				(183,195.00)	183,195.00	0.00	0.00	
166845	MPD CHILD RESTRAINT PRG	2016		(3,126.80)	13,348.20			10,221.40
166845	MPD CHILD RESTRAINT PRG	2017	10,221.40	(20,545.26)	10,323.86			0.00
				(23,672.06)	23,672.06	0.00	0.00	
166846	E BYRNE MEMORIAL JAG	2017			78,309.00			78,309.00
				0.00	78,309.00	0.00	0.00	
166847	HAWAII NARCOTICS TASK FORCE	2016			5,232.48			5,232.48
166847	HAWAII NARCOTICS TASK FORCE	2017	5,232.48	(30,216.68)	24,984.20			0.00
				(30,216.68)	30,216.68	0.00	0.00	
166848	SW MARIJUANA ERADICATION	2016			11,264.04			11,264.04
166848	SW MARIJUANA ERADICATION	2017	11,264.04	(45,641.88)	34,377.84			0.00
				(45,641.88)	45,641.88	0.00	0.00	
166849	BODY WORN CAMERA IMPL PRJ	2017			101,982.22			101,982.22
				0.00	101,982.22	0.00	0.00	
166855	SEX ASSAULT	2016			504.12			504.12
166855	SEX ASSAULT	2017	504.12	(16,000.00)	30,484.10			14,988.22
				(16,000.00)	30,988.22	0.00	0.00	

County of Maui

Grant Revenues & Expenditures Quarterly Report - by Index and Fiscal Year as of 6/30/2017

Police

Index	Index Title	FY	Beginning Fund Balance	Revenue	Expenditures	Transfers In	Transfers Out	Ending Fund Balance
166856	DRUG ENFORCEMENT AGENCY	2016		(72,000.00)	9,054.50			(62,945.50)
166856	DRUG ENFORCEMENT AGENCY	2017	(62,945.50)		62,945.50			0.00
				<u>(72,000.00)</u>	<u>72,000.00</u>	<u>0.00</u>	<u>0.00</u>	
166857	POSITIVE OUTREACH INTERVENTION	2016			10,647.68			10,647.68
166857	POSITIVE OUTREACH INTERVENTION	2017	10,647.68	(68,112.06)	74,615.32			17,150.94
				<u>(68,112.06)</u>	<u>85,263.00</u>	<u>0.00</u>	<u>0.00</u>	
166858	PC FORENSIC SCIENCES IMPRV ACT	2017		(7,410.00)	7,410.00			0.00
				<u>(7,410.00)</u>	<u>7,410.00</u>	<u>0.00</u>	<u>0.00</u>	
176360	SW JUVENILE JUSTICE INFM/SYSTEM	2016	(15,964.00)		15,964.00			0.00
				<u>0.00</u>	<u>15,964.00</u>	<u>0.00</u>	<u>0.00</u>	
176832	911 EMS DISPATCH COMMUNICATION	2017		(321,314.15)	358,620.34			37,306.19
				<u>(321,314.15)</u>	<u>358,620.34</u>	<u>0.00</u>	<u>0.00</u>	
176834	KALO PROGRAM	2017		(79,341.72)	81,473.27			2,131.55
				<u>(79,341.72)</u>	<u>81,473.27</u>	<u>0.00</u>	<u>0.00</u>	
176837	MPD TRAFFIC SERVICES	2017			34,268.84			34,268.84
				<u>0.00</u>	<u>34,268.84</u>	<u>0.00</u>	<u>0.00</u>	
176838	MPD TRAFFIC DATA RECORDS	2017		(750.80)	18,353.13			17,602.33
				<u>(750.80)</u>	<u>18,353.13</u>	<u>0.00</u>	<u>0.00</u>	
176839	MPD SPEED ENFORCEMENT	2017		(30,312.52)	92,626.14			62,313.62
				<u>(30,312.52)</u>	<u>92,626.14</u>	<u>0.00</u>	<u>0.00</u>	
176840	MPD ROADBLOCK PROGRAM	2017		(44,608.30)	169,037.87			124,429.57
				<u>(44,608.30)</u>	<u>169,037.87</u>	<u>0.00</u>	<u>0.00</u>	
176841	DISTRACTED DRIVING ENFORCEMENT	2017		(3,998.86)	21,601.38			17,602.52
				<u>(3,998.86)</u>	<u>21,601.38</u>	<u>0.00</u>	<u>0.00</u>	
176842	HAWAII NARCOTICS TASK FORCE	2017			8,938.72			8,938.72
				<u>0.00</u>	<u>8,938.72</u>	<u>0.00</u>	<u>0.00</u>	
176843	MPD SEAT BELT PROGRAM	2017		(2,359.38)	31,914.32			29,554.94
				<u>(2,359.38)</u>	<u>31,914.32</u>	<u>0.00</u>	<u>0.00</u>	
176844	HIGH INTENSITY DRUG TRAFFICKIN	2017		(80,219.94)	112,520.37			32,300.43
				<u>(80,219.94)</u>	<u>112,520.37</u>	<u>0.00</u>	<u>0.00</u>	
176845	MPD CHILD RESTRAINT PRG	2017		(809.60)	15,584.53			14,774.93

County of Maui

Grant Revenues & Expenditures Quarterly Report - by Index and Fiscal Year as of 6/30/2017

Police	Index	Index Title	FY	Beginning Fund Balance	Revenue	Expenditures	Transfers In	Transfers Out	Ending Fund Balance
					(809.60)	15,584.53	0.00	0.00	
	176846	STATE E911 WIRELESS COMMISSION	2017		(737,601.42)	1,228,691.56			491,090.14
					(737,601.42)	1,228,691.56	0.00	0.00	
	176848	SW MARIJUANA ERADICATION	2017		0.00	1,079.61			1,079.61
					0.00	1,079.61	0.00	0.00	
	176852	PROHIBIT TOBACCO SALES TO M	2017		(5,654.48)	5,654.48			0.00
					(5,654.48)	5,654.48	0.00	0.00	
	176856	DRUG ENFORCEMENT AGENCY	2017		(45,000.00)				(45,000.00)
					(45,000.00)	0.00	0.00	0.00	
	176857	POSITIVE OUTREACH INTERVENTION	2017		0.00	1,218.20			1,218.20
					0.00	1,218.20	0.00	0.00	
	186436	DOMESTIC VIOLNC VCTMLSS 02WF17	2016	(20,358.79)	0.00	20,358.79			0.00
					0.00	20,358.79	0.00	0.00	
	196355	MPD CHILD RESTRANT PRG FY09	2016	95.00	0.00	(95.00)			0.00
					0.00	(95.00)	0.00	0.00	
	196362	FORFEITURES POLICE STATE	2016	(888.08)					(888.08)
	196362	FORFEITURES POLICE STATE	2017	(888.08)	0.00	0.00	0.00	0.00	(888.08)
					0.00	0.00	0.00	0.00	
	196364	FED. TRY POLICE FORFEITURES	2016	(525.03)					(525.03)
	196364	FED. TRY POLICE FORFEITURES	2017	(525.03)	0.00	0.00	0.00	0.00	(525.03)
					0.00	0.00	0.00	0.00	
	196365	FED.JUSTICE POLICE FORFEITURES	2016	(23,835.08)	5,257.15	(469.54)			(19,047.47)
	196365	FED.JUSTICE POLICE FORFEITURES	2017	(19,047.47)	(282,236.67)	238,866.60			(62,417.54)
					(276,979.52)	238,397.06	0.00	0.00	
	196901	SW NARCOTICS TASK FORCE 98DB6	2016	(509.30)	0.00	509.30			0.00
					0.00	509.30	0.00	0.00	
	196905	WAILEA SPEED ENFORCEMENT	2016	(3,995.64)	0.00	3,995.64			0.00
					0.00	3,995.64	0.00	0.00	
	Grand Total				(5,579,639.13)	6,008,718.44	0.00	0.00	

County of Maui

Fire and Public Safety

Grant Revenues & Expenditures Quarterly Report - by Index and Fiscal Year as of 6/30/2017

Index	Index Title	FY	Beginning Fund Balance	Revenue	Expenditures	Transfers In	Transfers Out	Ending Fund Balance
106033	VOLUNTEER FIRE ASSTNCE DLNR10	2016	(180.05)					(180.05)
106033	VOLUNTEER FIRE ASSTNCE DLNR10	2017	(180.05)		180.05			0.00
				<u>0.00</u>	<u>180.05</u>	<u>0.00</u>	<u>0.00</u>	
106047	EMS (FIRE)TRAINING (PVT)IAAI	2016	(1,275.81)					(1,275.81)
106047	EMS (FIRE)TRAINING (PVT)IAAI	2017	(1,275.81)		1,288.15			12.34
				<u>0.00</u>	<u>1,288.15</u>	<u>0.00</u>	<u>0.00</u>	
106049	FIRE/LEPC (DOH) HMEP	2016	(39,675.65)	(13,522.72)	12,389.68			(40,808.69)
106049	FIRE/LEPC (DOH) HMEP	2017	(40,808.69)	(13,610.32)	7,797.36			(46,621.65)
				<u>(27,133.04)</u>	<u>20,187.04</u>	<u>0.00</u>	<u>0.00</u>	
116033	VOLUNTEER FIRE ASSTNCE DLNR11	2016	(1,432.15)					(1,432.15)
116033	VOLUNTEER FIRE ASSTNCE DLNR11	2017	(1,432.15)		1,432.15			0.00
				<u>0.00</u>	<u>1,432.15</u>	<u>0.00</u>	<u>0.00</u>	
116046	MFD EQUIPMENT PURCHASE EMO1-04	2016	(163.16)					(163.16)
116046	MFD EQUIPMENT PURCHASE EMO1-04	2017	(163.16)		163.16			0.00
				<u>0.00</u>	<u>163.16</u>	<u>0.00</u>	<u>0.00</u>	
116047	PRIVATE DONATIONS-FIRE DEPT	2016	(20,200.48)					(20,200.48)
116047	PRIVATE DONATIONS-FIRE DEPT	2017	(20,200.48)	14,800.00				(5,400.48)
				<u>14,800.00</u>	<u>0.00</u>	<u>0.00</u>	<u>0.00</u>	
116090	HAZARDOUS MATRLS(HMEP) GRNT11	2016	2,831.60					2,831.60
116090	HAZARDOUS MATRLS(HMEP) GRNT11	2017	2,831.60		(2,831.60)			0.00
				<u>0.00</u>	<u>(2,831.60)</u>	<u>0.00</u>	<u>0.00</u>	
136046	MFD EQUIPMNT PURCHASE/CPS PRGR	2016	76.94					76.94
136046	MFD EQUIPMNT PURCHASE/CPS PRGR	2017	76.94		(76.94)			0.00
				<u>0.00</u>	<u>(76.94)</u>	<u>0.00</u>	<u>0.00</u>	
146049	WELLNESS/FITNESS FIRE ACT GRNT	2016	3,000.00					3,000.00
146049	WELLNESS/FITNESS FIRE ACT GRNT	2017	3,000.00		(3,000.00)			0.00
				<u>0.00</u>	<u>(3,000.00)</u>	<u>0.00</u>	<u>0.00</u>	
146102	VOL FIRE ASSISTANCE GRANT FY14	2016	50,000.00	(50,000.00)				0.00
				<u>(50,000.00)</u>	<u>0.00</u>	<u>0.00</u>	<u>0.00</u>	
146105	MONSANTO GRANT FY14	2016	14,800.00					14,800.00
146105	MONSANTO GRANT FY14	2017	14,800.00	(14,800.00)				0.00
				<u>(14,800.00)</u>	<u>0.00</u>	<u>0.00</u>	<u>0.00</u>	

County of Maui

Fire and Public Safety

Grant Revenues & Expenditures Quarterly Report - by Index and Fiscal Year as of 6/30/2017

Index	Index Title	FY	Beginning Fund Balance	Revenue	Expenditures	Transfers In	Transfers Out	Ending Fund Balance
156055	FIRE SAFETY HSE-EMW2003FP01732	2016	(3,452.10)					(3,452.10)
156055	FIRE SAFETY HSE-EMW2003FP01732	2017	(3,452.10)		3,452.10			0.00
				0.00	3,452.10	0.00	0.00	
156103	VOL FIRE ASSISTANCE GRANT FY15	2016			18,750.00			18,750.00
156103	VOL FIRE ASSISTANCE GRANT FY15	2017	18,750.00	(18,750.00)				0.00
				(18,750.00)	18,750.00	0.00	0.00	
156106	MFD HYDRAFUSION STRUTS	2016	27,923.46					27,923.46
156106	MFD HYDRAFUSION STRUTS	2017	27,923.46	(27,923.46)				0.00
				(27,923.46)	0.00	0.00	0.00	
166057	FIRE INOPERABILITY GRT FE15141	2016	(95.66)					(95.66)
166057	FIRE INOPERABILITY GRT FE15141	2017	(95.66)		95.66			0.00
				0.00	95.66	0.00	0.00	
166732	OLOWALU FIRE BRK COMP WUI	2016			18,850.00			18,850.00
166732	OLOWALU FIRE BRK COMP WUI	2017	18,850.00	(20,822.50)	1,972.50			0.00
				(20,822.50)	20,822.50	0.00	0.00	
176112	FIREMAN'S FUND INSURANCE CO	2016	(166.97)					(166.97)
176112	FIREMAN'S FUND INSURANCE CO	2017	(166.97)					(166.97)
				0.00	0.00	0.00	0.00	
176820	MAKENA LIFEGUARD SERVICES	2017		(454,851.75)	588,358.67			133,506.92
				(454,851.75)	588,358.67	0.00	0.00	
186033	USDA RURAL 1ST RESPNDR LANAI	2016	(9,083.35)					(9,083.35)
186033	USDA RURAL 1ST RESPNDR LANAI	2017	(9,083.35)					(9,083.35)
				0.00	0.00	0.00	0.00	
186034	USDA RURAL 1ST RESPNDR MOLOKAI	2016	(3,548.03)					(3,548.03)
186034	USDA RURAL 1ST RESPNDR MOLOKAI	2017	(3,548.03)					(3,548.03)
				0.00	0.00	0.00	0.00	
196050	FIRE TRAINING GRANT (CHEVRON)	2016	(1,540.00)					(1,540.00)
196050	FIRE TRAINING GRANT (CHEVRON)	2017	(1,540.00)	(1,500.00)	3,547.97			507.97
				(1,500.00)	3,547.97	0.00	0.00	
196051	FIREFIGHTERS CHARTABLE FNDATN	2016	(550.00)					(550.00)
196051	FIREFIGHTERS CHARTABLE FNDATN	2017	(550.00)					(550.00)
				0.00	0.00	0.00	0.00	

County of Maui

Fire and Public Safety

Grant Revenues & Expenditures Quarterly Report - by Index and Fiscal Year as of 6/30/2017

Index	Index Title	FY	Beginning Fund Balance	Revenue	Expenditures	Transfers In	Transfers Out	Ending Fund Balance
196055	FEMA FIRE TRAINING FUNDS	2016	9,187.20	(3,081.76)	3,081.76			9,187.20
196055	FEMA FIRE TRAINING FUNDS	2017	9,187.20	(4,041.00)	3,746.00			8,892.20
				<u>(7,122.76)</u>	<u>6,827.76</u>	<u>0.00</u>	<u>0.00</u>	
	Grand Total			(608,103.51)	659,196.67	0.00	0.00	

County of Maui

Emergency Management Agency

Grant Revenues & Expenditures Quarterly Report - by Index and Fiscal Year as of 6/30/2017

Index	Index Title	FY	Beginning Fund Balance	Revenue	Expenditures	Transfers In	Transfers Out	Ending Fund Balance
106056	INTROPRBL EMERGENCY COMM GRNT	2016	835.79	(7,792.46)	6,956.67	0.00	0.00	0.00
				<u>(7,792.46)</u>	<u>6,956.67</u>			
116053	FFY10 ST HOMELAND SECURITY PRG	2016	(520.55)	0.00	520.55	0.00	0.00	0.00
					<u>520.55</u>			
136052	FFY12 COM'TY OUTREACH / CCP	2016	2,119.43	(2,982.08)	862.65	0.00	0.00	0.00
				<u>(2,982.08)</u>	<u>862.65</u>			
136053	FFY12 ST HOMELAND SECURITY GRT	2016	(175.65)	0.00	175.65	0.00	0.00	0.00
					<u>175.65</u>			
146200	EMERGENCY MGT PERFORMANCE GRT	2016	45,328.04	(114,620.50)	69,292.46	0.00	0.00	0.00
				<u>(114,620.50)</u>	<u>69,292.46</u>			
146201	FFY13 ST HOMELAND SECURITY	2016	21,321.47	(214,076.31)	192,754.84	0.00	0.00	0.00
				<u>(214,076.31)</u>	<u>192,754.84</u>			
146202	FFY13 SHSG COM'TY&CITIZEN PREP	2016	3,540.80	(9,221.96)	5,681.16	0.00	0.00	0.00
				<u>(9,221.96)</u>	<u>5,681.16</u>			
156201	ST HOMELAND SECURITY	2016		(116,085.65)	245,950.09			129,864.44
156201	ST HOMELAND SECURITY	2017	129,864.44	(404,508.01)	274,643.57	0.00	0.00	0.00
				<u>(520,593.66)</u>	<u>520,593.66</u>			
156203	CITIZENS CORPS PRG	2016		(14,204.62)	24,111.64			9,907.02
156203	CITIZENS CORPS PRG	2017	9,907.02	(9,907.02)		0.00	0.00	0.00
				<u>(24,111.64)</u>	<u>24,111.64</u>			
156205	EMERGENCY MGT PERFORMANCE GRT	2016	13,500.00	(100,000.00)	86,500.00	0.00	0.00	(0.00)
				<u>(100,000.00)</u>	<u>86,500.00</u>			
166701	EMERGENCY MGT PERFORMANCE GRT	2016			100,000.00			100,000.00
166701	EMERGENCY MGT PERFORMANCE GRT	2017	100,000.00	(100,000.00)		0.00	0.00	0.00
				<u>(100,000.00)</u>	<u>100,000.00</u>			
166702	ST HOMELAND SECURITY	2016		(66,511.16)	134,814.61			68,303.45
166702	ST HOMELAND SECURITY	2017	68,303.45	(234,128.62)	492,441.85	0.00	0.00	326,616.68
				<u>(300,639.78)</u>	<u>627,256.46</u>			
176701	EMERGENCY MGT PERFORMANCE GRT	2017		0.00	99,981.24	0.00	0.00	99,981.24
					<u>99,981.24</u>			
176702	ST HOMELAND SECURITY	2017		0.00	19,308.26	0.00	0.00	19,308.26
					<u>19,308.26</u>			

County of Maui

Emergency Management Agency

Grant Revenues & Expenditures Quarterly Report - by Index and Fiscal Year as of 6/30/2017

Index	Index Title	FY	Beginning Fund Balance	Revenue	Expenditures	Transfers In	Transfers Out	Ending Fund Balance
	Grand Total			(1,394,038.39)	1,753,995.24	0.00	0.00	

County of Maui

Housing and Human Concerns

Grant Revenues & Expenditures Quarterly Report - by Index and Fiscal Year as of 6/30/2017

Index	Index Title	FY	Beginning Fund Balance	Revenue	Expenditures	Transfers In	Transfers Out	Ending Fund Balance
106604	AGING/DISABLT Y RSC CTR ST/HI	2016	46,647.96		(46,647.96)			0.00
				0.00	(46,647.96)	0.00	0.00	
106607	HAWAII COMM LIVING 2010.11N	2016	(1,301.48)		1,301.48			0.00
				0.00	1,301.48	0.00	0.00	
106737	SENIOR CENTER ACTIVITIES 99/00	2016	(6,000.00)					(6,000.00)
106737	SENIOR CENTER ACTIVITIES 99/00	2017	(6,000.00)	6,000.00				0.00
				6,000.00	0.00	0.00	0.00	
116570	HOME- 1ST TIME HMEBYRS-PROJ IN	2016		(21,161.09)	21,161.09			0.00
				(21,161.09)	21,161.09	0.00	0.00	
116601	HOSPITAL DISCHARGE PLNG GRNT	2016	12,145.28		(12,145.28)			0.00
				0.00	(12,145.28)	0.00	0.00	
116602	AGING/DSABLTY RSRC CTR 2010N	2016	(11,474.00)		10,843.80			(630.20)
116602	AGING/DSABLTY RSRC CTR 2010N	2017	(630.20)		630.20			0.00
				0.00	11,474.00	0.00	0.00	
116608	ARRA09 HEALTHY AGING PARTNRSH	2016	(510.55)					(510.55)
116608	ARRA09 HEALTHY AGING PARTNRSH	2017	(510.55)		510.55			0.00
				0.00	510.55	0.00	0.00	
116613	AGING TIII DHHS FY11 MA201103	2016	27,222.65		(27,222.65)			0.00
				0.00	(27,222.65)	0.00	0.00	
116614	ELDER ABUSE RELATED SVCS FY11	2016	(3,663.89)					(3,663.89)
116614	ELDER ABUSE RELATED SVCS FY11	2017	(3,663.89)		3,663.89			0.00
				0.00	3,663.89	0.00	0.00	
116647	EOA/DOH MA.KC.FB10-11.A FY11	2016	(6,458.74)		3,120.00			(3,338.74)
116647	EOA/DOH MA.KC.FB10-11.A FY11	2017	(3,338.74)		3,338.74			0.00
				0.00	6,458.74	0.00	0.00	
116718	HOME FFY10 ADMINISTRATION	2016	30,713.64	(38,816.67)	8,103.03			0.00
				(38,816.67)	8,103.03	0.00	0.00	
116738	MSC LEISURE FY2011	2016	(39.69)		39.69			0.00
				0.00	39.69	0.00	0.00	
116752	I&A OUTREACH AGING 00/01	2016	(597.02)					(597.02)
116752	I&A OUTREACH AGING 00/01	2017	(597.02)		597.02			0.00
				0.00	597.02	0.00	0.00	

County of Maui

Housing and Human Concerns

Grant Revenues & Expenditures Quarterly Report - by Index and Fiscal Year as of 6/30/2017

Index	Index Title	FY	Beginning Fund Balance	Revenue	Expenditures	Transfers In	Transfers Out	Ending Fund Balance
126601	HOSPITAL DISCHARGE PLNG GRNT	2016	9,980.80		(9,980.80)			0.00
				0.00	(9,980.80)	0.00	0.00	
126602	AGING/DSABLTY RSRC CTR 2010N	2016	(4,472.07)		4,472.07			0.00
				0.00	4,472.07	0.00	0.00	
126605	RSVP 2002 DVSA 61523 P74-4101	2016	1,730.00					1,730.00
126605	RSVP 2002 DVSA 61523 P74-4101	2017	1,730.00		(1,730.00)			0.00
				0.00	(1,730.00)	0.00	0.00	
126609	ARRA09 HEALTHY AGING PARTNRSH	2016	(2,259.82)					(2,259.82)
126609	ARRA09 HEALTHY AGING PARTNRSH	2017	(2,259.82)		2,259.82			0.00
				0.00	2,259.82	0.00	0.00	
126613	AGING TIII DHHS FY12	2016	(550.38)		64.03			(486.35)
126613	AGING TIII DHHS FY12	2017	(486.35)		486.35			0.00
				0.00	550.38	0.00	0.00	
126647	AGING EOA/DOH KUPUNA CARE FY12	2016	92,424.49					92,424.49
126647	AGING EOA/DOH KUPUNA CARE FY12	2017	92,424.49	(92,424.49)				0.00
				(92,424.49)	0.00	0.00	0.00	
126735	HOME FFY11 ADMINISTRATION	2016	19,165.43	(19,983.90)	818.47			(0.00)
				(19,983.90)	818.47	0.00	0.00	
126738	MSC LEISURE FY2012	2016	(50,508.95)		19,886.24			(30,622.71)
126738	MSC LEISURE FY2012	2017	(30,622.71)		6,806.43			(23,816.28)
				0.00	26,692.67	0.00	0.00	
136402	HEALTHY AGING PARTNERSHIP	2016	35,074.14	(36,315.00)	1,240.86			0.00
				(36,315.00)	1,240.86	0.00	0.00	
136613	AGING TITLE III PROGRAMS	2016	(1,806.55)		1,147.87			(658.68)
136613	AGING TITLE III PROGRAMS	2017	(658.68)		658.68			0.00
				0.00	1,806.55	0.00	0.00	
136615	ELDER ABUSE PREVENTION SFY13	2016	64.03		(64.03)			0.00
				0.00	(64.03)	0.00	0.00	
136616	ELDER ABUSE PREVENTION SFY12	2016	11,777.65		(11,777.65)			0.00
				0.00	(11,777.65)	0.00	0.00	
136647	KUPUNA CARE PROGRAM	2016	(29,556.75)		18,356.90		10,996.66	(203.19)
136647	KUPUNA CARE PROGRAM	2017	(203.19)		203.19			0.00

County of Maui

Housing and Human Concerns

Grant Revenues & Expenditures Quarterly Report - by Index and Fiscal Year as of 6/30/2017

Index	Index Title	FY	Beginning Fund Balance	Revenue	Expenditures	Transfers In	Transfers Out	Ending Fund Balance
				0.00	18,560.09	0.00	10,996.66	
136649	AGING & DISABILITY RESOURCE	2016	(2,153.20)		2,153.20			0.00
				0.00	2,153.20	0.00	0.00	
136712	CONGREGATE MEALS TITLE III	2016	18,868.71		(18,868.71)			0.00
				0.00	(18,868.71)	0.00	0.00	
136732	CONGREGATE MLS PVT DONATION	2016	(2.98)		2.98			0.00
				0.00	2.98	0.00	0.00	
136738	LEISURE ACTIVITIES FY13	2016	(3,531.68)					(3,531.68)
136738	LEISURE ACTIVITIES FY13	2017	(3,531.68)		3,531.68			0.00
				0.00	3,531.68	0.00	0.00	
136805	CHILDCARE DEVELOPMENT	2016	48,273.00					48,273.00
136805	CHILDCARE DEVELOPMENT	2017	48,273.00		(48,273.00)			0.00
				0.00	(48,273.00)	0.00	0.00	
146401	KUPUNA CARE PROGRAM SF14	2016	38,664.18	(39,752.00)	(18,179.33)		19,267.15	0.00
				(39,752.00)	(18,179.33)	0.00	19,267.15	
146402	ELDER ABUSE PREVENTION SF14	2016	(.93)		.93			0.00
				0.00	0.93	0.00	0.00	
146405	LEISURE ACTIVITIES FY14	2016	(51,203.09)					(51,203.09)
146405	LEISURE ACTIVITIES FY14	2017	(51,203.09)					(51,203.09)
				0.00	0.00	0.00	0.00	
146420	CONGREGATE MEALS NSIP FY14	2016	(547.00)		1,010.00	(463.00)		0.00
				0.00	1,010.00	(463.00)	0.00	
146424	HOME DELIVERED MEALS NSIP FY14	2016	(4.26)		4.26			0.00
				0.00	4.26	0.00	0.00	
146427	AGING TITLE III PROGRAMS	2016	416,709.56	(488,404.89)	(11,468.15)		83,163.48	(0.00)
				(488,404.89)	(11,468.15)	0.00	83,163.48	
146428	CARE TRANSITIONS PROGRAM	2016	(587.00)	(6,480.00)	1,229.00			(5,838.00)
146428	CARE TRANSITIONS PROGRAM	2017	(5,838.00)		5,838.00			0.00
				(6,480.00)	7,067.00	0.00	0.00	
146429	AGING & DISABILITY RESOURCE	2016	169,062.62	(222,474.00)	53,411.38			0.00
				(222,474.00)	53,411.38	0.00	0.00	
146430	AGING TITLE III VOLUNTARY	2016		(10,357.25)	10,357.25			0.00

County of Maui

Housing and Human Concerns

Grant Revenues & Expenditures Quarterly Report - by Index and Fiscal Year as of 6/30/2017

Index	Index Title	FY	Beginning Fund Balance	Revenue	Expenditures	Transfers In	Transfers Out	Ending Fund Balance
				(10,357.25)	10,357.25	0.00	0.00	
146440	HEALTHY AGING PARTNERSHIP	2016	73,633.00	(73,633.00)				0.00
				(73,633.00)	0.00	0.00	0.00	
146442	NSIP NUTRITION SVCS INCENTIVE	2016		(463.00)			463.00	0.00
				(463.00)	0.00	0.00	463.00	
156401	KUPUNA CARE PROGRAM	2016	797,732.94	(936,434.00)	112,540.68		26,159.67	(0.71)
156401	KUPUNA CARE PROGRAM	2017	(.71)		.71			0.00
				(936,434.00)	112,541.39	0.00	26,159.67	
156402	ELDER ABUSE PREVENTION SY15	2016	3,817.20	(4,611.00)	9,870.44			9,076.64
156402	ELDER ABUSE PREVENTION SY15	2017	9,076.64	(21,880.11)	12,803.47			0.00
				(26,491.11)	22,673.91	0.00	0.00	
156405	LEISURE ACTIVITIES FY15	2016	(81,116.72)		13,696.15			(67,420.57)
156405	LEISURE ACTIVITIES FY15	2017	(67,420.57)		19,062.67			(48,357.90)
				0.00	32,758.82	0.00	0.00	
156409	CONGREGATE MEALS TITTLE III	2016	39,360.69			(39,360.69)		0.00
				0.00	0.00	(39,360.69)	0.00	
156410	ASSISTED TRANSPORT-KUPUNA	2016	24,482.87			(24,482.87)		0.00
				0.00	0.00	(24,482.87)	0.00	
156411	BANFIELD CHARITABLE TRUST	2016	(687.36)		687.36			0.00
				0.00	687.36	0.00	0.00	
156420	CONGREGATE MEALS NSIP FY15	2016	30,524.50		43,640.50	(74,165.00)		0.00
				0.00	43,640.50	(74,165.00)	0.00	
156421	HOME DELIVERED MEALS KUPUNA	2016	27,857.00		(26,180.20)	(1,676.80)		0.00
				0.00	(26,180.20)	(1,676.80)	0.00	
156424	HOME DELIVERED MEALS NSIP FY15	2016	18,017.25		41,982.75	(60,000.00)		0.00
				0.00	41,982.75	(60,000.00)	0.00	
156426	HOME DELIVERED MLS TITTLE III	2016	28,219.82		26,180.20	(54,400.02)		0.00
				0.00	26,180.20	(54,400.02)	0.00	
156427	AGING TITTLE III PRGS	2016	530,887.81	(718,308.53)	97,537.90		95,429.71	5,546.89
156427	AGING TITTLE III PRGS	2017	5,546.89	(15,151.22)	10,388.36		516.00	1,300.03
				(733,459.75)	107,926.26	0.00	95,945.71	
156429	AGING & DISABILITY RESOURCE	2016	139,460.74	(425,955.00)	617,879.55		(71,641.75)	259,743.54

County of Maui

Housing and Human Concerns

Grant Revenues & Expenditures Quarterly Report - by Index and Fiscal Year as of 6/30/2017

Index	Index Title	FY	Beginning Fund Balance	Revenue	Expenditures	Transfers In	Transfers Out	Ending Fund Balance
156429	AGING & DISABILITY RESOURCE	2017	259,743.54	(538,516.82)	325,497.76	0.00	(71,641.75)	46,724.48
				<u>(964,471.82)</u>	<u>943,377.31</u>			
156440	HEALTHY AGING PARTNERSHIP	2016	5,692.01	(5,949.44)	19,661.15			19,403.72
156440	HEALTHY AGING PARTNERSHIP	2017	19,403.72	(144,052.47)	141,121.38			16,472.63
				<u>(150,001.91)</u>	<u>160,782.53</u>	<u>0.00</u>	<u>0.00</u>	
156441	RSVP RETIRED & SR VOL PRG	2016	13,983.61	(68,850.00)	54,866.39			0.00
				<u>(68,850.00)</u>	<u>54,866.39</u>	<u>0.00</u>	<u>0.00</u>	
156442	NSIP NUTRITION SVCS INCENTIVE	2016		(134,165.00)			134,165.00	0.00
				<u>(134,165.00)</u>	<u>0.00</u>	<u>0.00</u>	<u>134,165.00</u>	
156443	HEALTHY AGING VOL CONTRIB	2016	(32,970.35)	(43,158.81)	68,142.78			(7,986.38)
156443	HEALTHY AGING VOL CONTRIB	2017	(7,986.38)	(37,011.00)	6,796.42			(38,200.96)
				<u>(80,169.81)</u>	<u>74,939.20</u>	<u>0.00</u>	<u>0.00</u>	
156445	A&B KOKUA GIVING CONTRIB	2016	(20,000.00)		20,000.00			0.00
				<u>0.00</u>	<u>20,000.00</u>	<u>0.00</u>	<u>0.00</u>	
156447	HOME FFY14 KULAMALU REPRG	2016			(21,161.09)			(21,161.09)
156447	HOME FFY14 KULAMALU REPRG	2017	(21,161.09)		21,161.09			0.00
				<u>0.00</u>	<u>0.00</u>	<u>0.00</u>	<u>0.00</u>	
156449	HOME FFY14 ADMINISTRATION	2016	829.80	(34,661.70)	44,530.64			10,698.74
156449	HOME FFY14 ADMINISTRATION	2017	10,698.74	(46,162.04)	45,877.98			10,414.68
				<u>(80,823.74)</u>	<u>90,408.62</u>	<u>0.00</u>	<u>0.00</u>	
156450	HOME FFY14 KULAMALU AH PRJ	2016		(140,111.60)	318,802.62			178,691.02
156450	HOME FFY14 KULAMALU AH PRJ	2017	178,691.02	(2,008,784.27)	1,920,093.25			90,000.00
				<u>(2,148,895.87)</u>	<u>2,238,895.87</u>	<u>0.00</u>	<u>0.00</u>	
157480	SEC 8 HOUSING VOUCHER FY15	2016	(163,686.84)	(129,483.00)	(7,629.00)		300,798.84	0.00
				<u>(129,483.00)</u>	<u>(7,629.00)</u>	<u>0.00</u>	<u>300,798.84</u>	
157481	SEC 8 HOUSING ADMIN FY15	2016	(110,487.12)	(37,701.50)	834.81		147,353.81	0.00
				<u>(37,701.50)</u>	<u>834.81</u>	<u>0.00</u>	<u>147,353.81</u>	
166714	HOME FFY04 ADMINISTRATION	2016	151.25	(7,447.07)	7,295.82			0.00
				<u>(7,447.07)</u>	<u>7,295.82</u>	<u>0.00</u>	<u>0.00</u>	
166738	MSC LEISURE ACTIVITY FY06	2016	(114.79)		114.79			0.00
				<u>0.00</u>	<u>114.79</u>	<u>0.00</u>	<u>0.00</u>	
166741	KUPUNA CARE PROGRAM	2016		(235,326.00)	577,758.16		177,408.70	519,840.86

County of Maui

Housing and Human Concerns

Grant Revenues & Expenditures Quarterly Report - by Index and Fiscal Year as of 6/30/2017

Index	Index Title	FY	Beginning Fund Balance	Revenue	Expenditures	Transfers In	Transfers Out	Ending Fund Balance
166741	KUPUNA CARE PROGRAM	2017	519,840.86	(702,169.07)	133,297.25		54,925.30	5,894.34
				<u>(937,495.07)</u>	<u>711,055.41</u>	<u>0.00</u>	<u>232,334.00</u>	
166757	A&B KOKUA GIVING CONTRIB	2016		(20,000.00)	10,389.07			(9,610.93)
166757	A&B KOKUA GIVING CONTRIB	2017	(9,610.93)		9,610.93			0.00
				<u>(20,000.00)</u>	<u>20,000.00</u>	<u>0.00</u>	<u>0.00</u>	
166758	ASSISTED TRANSPORT PVT	2016		(12,773.86)	12,773.86			0.00
				<u>(12,773.86)</u>	<u>12,773.86</u>	<u>0.00</u>	<u>0.00</u>	
166759	CONGREGATE MEALS NSIP FY16	2016			17,782.20	(17,782.00)		0.20
166759	CONGREGATE MEALS NSIP FY16	2017	.20		42,821.80	(42,822.00)		0.00
				<u>0.00</u>	<u>60,604.00</u>	<u>(60,604.00)</u>	<u>0.00</u>	
166760	CONGREGATE MLS PVT DONATION	2016		(104,068.22)	104,068.22			0.00
				<u>(104,068.22)</u>	<u>104,068.22</u>	<u>0.00</u>	<u>0.00</u>	
166761	HOME DELIVERED MEALS NSIP FY16	2016			15,078.00	(15,078.00)		0.00
166761	HOME DELIVERED MEALS NSIP FY16	2017			45,817.00	(45,817.00)		0.00
				<u>0.00</u>	<u>60,895.00</u>	<u>(60,895.00)</u>	<u>0.00</u>	
166762	HOME DEL MEALS PVT DONATION	2016		(77,532.17)	77,532.17			0.00
				<u>(77,532.17)</u>	<u>77,532.17</u>	<u>0.00</u>	<u>0.00</u>	
166763	LEISURE ACTIVITIES FY16	2016		(110,808.61)	19,386.97			(91,421.64)
166763	LEISURE ACTIVITIES FY16	2017	(91,421.64)		6,199.07			(85,222.57)
				<u>(110,808.61)</u>	<u>25,586.04</u>	<u>0.00</u>	<u>0.00</u>	
166764	ASSIST TRANSPORT-KUPUNA	2016			79,036.76	(79,036.76)		0.00
				<u>0.00</u>	<u>79,036.76</u>	<u>(79,036.76)</u>	<u>0.00</u>	
166765	CONGREGATE MEALS TITTLE III	2016			131,367.88	(131,367.88)		(0.00)
				<u>0.00</u>	<u>131,367.88</u>	<u>(131,367.88)</u>	<u>0.00</u>	
166766	HOME DELIVERED MEALS KUPUNA	2016			56,994.00	(56,994.00)		0.00
				<u>0.00</u>	<u>56,994.00</u>	<u>(56,994.00)</u>	<u>0.00</u>	
166767	HOME DELIVERED MLS TITTLE III	2016			130,925.08	(130,925.08)		(0.00)
				<u>0.00</u>	<u>130,925.08</u>	<u>(130,925.08)</u>	<u>0.00</u>	
166768	MATSON FOUNDATION CONTRIB	2016		(2,000.00)				(2,000.00)
166768	MATSON FOUNDATION CONTRIB	2017	(2,000.00)					(2,000.00)
				<u>(2,000.00)</u>	<u>0.00</u>	<u>0.00</u>	<u>0.00</u>	
166769	AGING TITLE III PRGS	2016		(201,014.00)	260,265.14		177,460.48	236,711.62

County of Maui

Housing and Human Concerns

Grant Revenues & Expenditures Quarterly Report - by Index and Fiscal Year as of 6/30/2017

Index	Index Title	FY	Beginning Fund Balance	Revenue	Expenditures	Transfers In	Transfers Out	Ending Fund Balance
166769	AGING TITLE III PRGS	2017	236,711.62	(526,977.09)	221,239.89		74,650.76	5,625.18
				(727,991.09)	481,505.03	0.00	252,111.24	
166770	KUPUNA CARE VOL CONTRIB	2016		(220.00)				(220.00)
166770	KUPUNA CARE VOL CONTRIB	2017	(220.00)					(220.00)
				(220.00)	0.00	0.00	0.00	
166771	RSVP RETIRED & SR VOL PRG	2016			11,854.91			11,854.91
166771	RSVP RETIRED & SR VOL PRG	2017	11,854.91	(69,350.00)	57,495.09			(0.00)
				(69,350.00)	69,350.00	0.00	0.00	
166772	NUTRITION SVCS INCENTIVE	2016					32,860.00	32,860.00
166772	NUTRITION SVCS INCENTIVE	2017	32,860.00	(121,499.00)			88,639.00	0.00
				(121,499.00)	0.00	0.00	121,499.00	
166773	ELDER ABUSE PREVENTION SY16	2017		(7,322.60)	24,500.94			17,178.34
				(7,322.60)	24,500.94	0.00	0.00	
166774	STRATEGIC PREVENTION FRAMEWRK	2017		(19,156.92)	48,826.74			29,669.82
				(19,156.92)	48,826.74	0.00	0.00	
167480	SEC 8 HOUSING VOUCHER FY16	2016		(16,354,200.09)	15,909,362.52		34,908.04	(409,929.53)
167480	SEC 8 HOUSING VOUCHER FY16	2017	(409,929.53)		176,702.77		231,186.76	(2,040.00)
				(16,354,200.09)	16,086,065.29	0.00	266,094.80	
167481	SEC 8 HOUSING ADMIN FY16	2016		(1,350,847.88)	1,279,918.10	(75,000.00)		(145,929.78)
167481	SEC 8 HOUSING ADMIN FY16	2017	(145,929.78)		157.34		142,250.23	(3,522.21)
				(1,350,847.88)	1,280,075.44	(75,000.00)	142,250.23	
167482	FSS COORDINATOR GRANT	2016		(44,621.00)	28,957.00			(15,664.00)
167482	FSS COORDINATOR GRANT	2017	(15,664.00)		15,664.00			0.00
				(44,621.00)	44,621.00	0.00	0.00	
176600	AGING TIII-A EDUC/TRNG 97	2016		.10				0.10
176600	AGING TIII-A EDUC/TRNG 97	2017	.10					0.10
				0.10	0.00	0.00	0.00	
176738	MSC LEISURE ACTIVITY FY07	2016	(7,908.89)		5,351.57			(2,557.32)
176738	MSC LEISURE ACTIVITY FY07	2017	(2,557.32)		2,557.32			0.00
				0.00	7,908.89	0.00	0.00	
176741	KUPUNA CARE PROGRAM	2017		(328,757.33)	393,666.76		109,324.97	174,234.40
				(328,757.33)	393,666.76	0.00	109,324.97	

County of Maui

Housing and Human Concerns

Grant Revenues & Expenditures Quarterly Report - by Index and Fiscal Year as of 6/30/2017

Index	Index Title	FY	Beginning Fund Balance	Revenue	Expenditures	Transfers In	Transfers Out	Ending Fund Balance
176757	ELDERLY LUNCH-A&B KOKUA	2017		(20,000.00)	17,186.99			(2,813.01)
				<u>(20,000.00)</u>	<u>17,186.99</u>	<u>0.00</u>	<u>0.00</u>	
176758	ASSTD TRANSPORT PVT CONTRIB	2017		(16,106.38)	16,106.38			0.00
				<u>(16,106.38)</u>	<u>16,106.38</u>	<u>0.00</u>	<u>0.00</u>	
176759	CONGREGATE MEALS NSIP FY17	2017		0.00	12,485.00			12,485.00
				<u>0.00</u>	<u>12,485.00</u>	<u>0.00</u>	<u>0.00</u>	
176760	CONGREGATE MLS PVT DONATION	2017		(89,699.85)	89,699.85			(0.00)
				<u>(89,699.85)</u>	<u>89,699.85</u>	<u>0.00</u>	<u>0.00</u>	
176762	HOME DEL MEALS PVT DONATION	2017		(98,243.97)	98,243.97			(0.00)
				<u>(98,243.97)</u>	<u>98,243.97</u>	<u>0.00</u>	<u>0.00</u>	
176763	LEISURE ACTIVITIES FY17	2017		(121,489.31)	19,126.85			(102,362.46)
				<u>(121,489.31)</u>	<u>19,126.85</u>	<u>0.00</u>	<u>0.00</u>	
176764	ASSIST TRANSPORT-KUPUNA	2017		0.00	117,970.88	(117,970.88)		(0.00)
				<u>0.00</u>	<u>117,970.88</u>	<u>(117,970.88)</u>	<u>0.00</u>	
176765	CONGREGATE MEALS TITTLE III	2017		0.00	115,356.52	(115,356.52)		(0.00)
				<u>0.00</u>	<u>115,356.52</u>	<u>(115,356.52)</u>	<u>0.00</u>	
176766	HOME DELIVERED MEALS KUPUNA	2017		0.00	92,334.00	(92,334.00)		(0.00)
				<u>0.00</u>	<u>92,334.00</u>	<u>(92,334.00)</u>	<u>0.00</u>	
176767	HOME DELIVERED MLS TITLE III	2017		0.00	100,457.57	(100,457.57)		(0.00)
				<u>0.00</u>	<u>100,457.57</u>	<u>(100,457.57)</u>	<u>0.00</u>	
176769	AGING TITLE III PRGS	2017		(202,362.61)	253,860.32		133,828.44	185,326.15
				<u>(202,362.61)</u>	<u>253,860.32</u>	<u>0.00</u>	<u>133,828.44</u>	
176771	RSVP RETIRED & SR VOL PRG	2017		0.00	14,974.55			14,974.55
				<u>0.00</u>	<u>14,974.55</u>	<u>0.00</u>	<u>0.00</u>	
176772	NUTRITION SVCS INCENTIVE	2017		(61,076.00)	0.00			(61,076.00)
				<u>(61,076.00)</u>	<u>0.00</u>	<u>0.00</u>	<u>0.00</u>	
176773	ELDER ABUSE PREVENTION SY17	2017		0.00	2,806.60			2,806.60
				<u>0.00</u>	<u>2,806.60</u>	<u>0.00</u>	<u>0.00</u>	
177480	SEC 8 HOUSING VOUCHER FY17	2017		(18,645,614.22)	18,094,383.20		30,793.56	(520,437.46)
				<u>(18,645,614.22)</u>	<u>18,094,383.20</u>	<u>0.00</u>	<u>30,793.56</u>	
177481	SEC 8 HOUSING ADMIN FY17	2017		(1,607,760.15)	1,366,149.75			(241,610.40)

County of Maui

Housing and Human Concerns

Grant Revenues & Expenditures Quarterly Report - by Index and Fiscal Year as of 6/30/2017

Index	Index Title	FY	Beginning Fund Balance	Revenue	Expenditures	Transfers In	Transfers Out	Ending Fund Balance
				<u>(1,607,760.15)</u>	<u>1,366,149.75</u>	<u>0.00</u>	<u>0.00</u>	
177712	SEC.8 FAMILY SELF-SUFFICIENT	2016	(67,175.18)	(689.94)	18,546.80	(34,908.04)		(84,226.36)
177712	SEC.8 FAMILY SELF-SUFFICIENT	2017	(84,226.36)	(1,048.09)	5,752.57	(30,793.56)		(110,315.44)
				<u>(1,738.03)</u>	<u>24,299.37</u>	<u>(65,701.60)</u>	<u>0.00</u>	
186612	AGING TIII-B DHHS 97/98	2016		1.26				1.26
186612	AGING TIII-B DHHS 97/98	2017	1.26					1.26
				<u>1.26</u>	<u>0.00</u>	<u>0.00</u>	<u>0.00</u>	
186751	ASSISTED TRANSPORTN SH POS08	2016	(42,166.53)		8,395.19			(33,771.34)
186751	ASSISTED TRANSPORTN SH POS08	2017	(33,771.34)					(33,771.34)
				<u>0.00</u>	<u>8,395.19</u>	<u>0.00</u>	<u>0.00</u>	
196718	HOME FFY08 ADMINISTRATION	2016	(26,430.35)	27,119.23	(688.88)			0.00
				<u>27,119.23</u>	<u>(688.88)</u>	<u>0.00</u>	<u>0.00</u>	
197741	SEC8 HSG ASST PYMTS(HAP)-NRA	2016	(53,176.31)	(629.83)		(300,798.84)		(354,604.98)
197741	SEC8 HSG ASST PYMTS(HAP)-NRA	2017	(354,604.98)	(3,187.04)	6,670.00	(231,186.76)		(582,308.78)
				<u>(3,816.87)</u>	<u>6,670.00</u>	<u>(531,985.60)</u>	<u>0.00</u>	
197751	SEC8 HSG ASST PYMTS(ADM)-NRA	2016	(1,018,324.01)	15,093.99		(147,353.81)	75,000.00	(1,075,583.83)
197751	SEC8 HSG ASST PYMTS(ADM)-NRA	2017	(1,075,583.83)	(11,548.48)		(142,250.23)		(1,229,382.54)
				<u>3,545.51</u>	<u>0.00</u>	<u>(289,604.04)</u>	<u>75,000.00</u>	
Grand Total				(47,668,545.00)	44,284,165.47	(2,162,781.31)	2,109,907.81	

County of Maui

Parks and Recreation

Grant Revenues & Expenditures Quarterly Report - by Index and Fiscal Year as of 6/30/2017

Index	Index Title	FY	Beginning Fund Balance	Revenue	Expenditures	Transfers In	Transfers Out	Ending Fund Balance
156503	MAKENA LIFEGUARD SERVICES	2016	(149,564.88)		149,478.08			(86.80)
156503	MAKENA LIFEGUARD SERVICES	2017	(86.80)		86.80			0.00
				0.00	149,564.88	0.00	0.00	
166795	PLAY & LEARN SESSIONS (PALS)	2016		(73,995.78)	73,995.78			0.00
				(73,995.78)	73,995.78	0.00	0.00	
166820	MAKENA LIFEGUARD SERVICES	2016		(606,469.00)	317,958.25			(288,510.75)
166820	MAKENA LIFEGUARD SERVICES	2017	(288,510.75)		288,510.75			0.00
				(606,469.00)	606,469.00	0.00	0.00	
176795	PLAY & LEARN SESSIONS (PALS)	2017		(75,215.85)	75,215.85			0.00
				(75,215.85)	75,215.85	0.00	0.00	
Grand Total				(755,680.63)	905,245.51	0.00	0.00	

County of Maui

Public Works

Grant Revenues & Expenditures Quarterly Report - by Index and Fiscal Year as of 6/30/2017

Index	Index Title	FY	Beginning Fund Balance	Revenue	Expenditures	Transfers In	Transfers Out	Ending Fund Balance
106571	BRIDGE INSPCTN/APPR BRNBIS#44	2016	2,749.87		(2,749.87)			0.00
				0.00	(2,749.87)	0.00	0.00	
116502	FHWA PROJS STATE REVIEWS	2016	63,153.64	(103,103.69)	66,865.04			26,914.99
116502	FHWA PROJS STATE REVIEWS	2017	26,914.99	8,436.15	69,908.33			105,259.47
				(94,667.54)	136,773.37	0.00	0.00	
136661	BRIDGE INSPECTN NBIS(057)	2016	24,016.00	(36,976.00)	12,960.00			0.00
				(36,976.00)	12,960.00	0.00	0.00	
146660	FHWA VARIOUS PROJECTS COUNTY	2016	30,591.74	(97,639.34)	64,938.47			(2,109.13)
146660	FHWA VARIOUS PROJECTS COUNTY	2017	(2,109.13)	(119,513.88)				(121,623.01)
				(217,153.22)	64,938.47	0.00	0.00	
166892	Complete Streets Training	2016		(10,000.00)	10,000.00			0.00
				(10,000.00)	10,000.00	0.00	0.00	
Grand Total				(358,796.76)	221,921.97	0.00	0.00	

County of Maui

Transportation

Grant Revenues & Expenditures Quarterly Report - by Index and Fiscal Year as of 6/30/2017

Index	Index Title	FY	Beginning Fund Balance	Revenue	Expenditures	Transfers In	Transfers Out	Ending Fund Balance
116278	FTA 5309 FFY 2010 BUS & FCILTS	2016	14,149.73		(14,149.73)			0.00
				0.00	(14,149.73)	0.00	0.00	
126280	FTA RURAL TRNST ASSTNCE FFY12	2016	1,301.73		2,163.56			3,465.29
126280	FTA RURAL TRNST ASSTNCE FFY12	2017	3,465.29		(868.29)			2,597.00
				0.00	1,295.27	0.00	0.00	
136278	FTA5309 BUS & BUS FAC SGR	2016	1,780,000.00	(1,440,000.00)				340,000.00
136278	FTA5309 BUS & BUS FAC SGR	2017	340,000.00	(340,000.00)				0.00
				(1,780,000.00)	0.00	0.00	0.00	
136279	FTA#5309 FORMULA FUNDS PRG	2016	48,105.32	(40,265.00)	116,208.00			124,048.32
136279	FTA#5309 FORMULA FUNDS PRG	2017	124,048.32	(124,049.00)	.68			0.00
				(164,314.00)	116,208.68	0.00	0.00	
146800	FTA SEC5311 NON-URBANIZED AREA	2016	(595,843.00)		500,125.00			(95,718.00)
146800	FTA SEC5311 NON-URBANIZED AREA	2017	(95,718.00)		95,718.00			0.00
				0.00	595,843.00	0.00	0.00	
146802	FTA RURAL TRNST ASST - RTAP	2016	2,837.62	(198.00)	3,074.38			5,714.00
146802	FTA RURAL TRNST ASST - RTAP	2017	5,714.00	(5,714.00)				0.00
				(5,912.00)	3,074.38	0.00	0.00	
146804	FTA PLANNING PROGRAM 5305 (e)	2016	94,942.59	(82,889.00)	36,388.48			48,442.07
146804	FTA PLANNING PROGRAM 5305 (e)	2017	48,442.07	(40,728.00)	(1,543.07)			6,171.00
				(123,617.00)	34,845.41	0.00	0.00	
166280	RURAL TRANSIT ASSTNC PRG06	2016	(263.00)		263.00			0.00
				0.00	263.00	0.00	0.00	
166905	FTA SEC5311 FFY2013 GRANT	2016			500,000.00			500,000.00
166905	FTA SEC5311 FFY2013 GRANT	2017	500,000.00	(500,000.00)				0.00
				(500,000.00)	500,000.00	0.00	0.00	
166906	FTA SEC5305 METROPOLITAN TRANS	2017		(96,628.32)	143,541.56			46,913.24
				(96,628.32)	143,541.56	0.00	0.00	
176908	FTA SEC5339 BUS/BUS FAC FORM	2017			70,528.00			70,528.00
				0.00	70,528.00	0.00	0.00	
176909	FTA SEC5311 NON-URBANIZED	2017			522,101.22			522,101.22
				0.00	522,101.22	0.00	0.00	

Back to Top

County of Maui

Transportation

Grant Revenues & Expenditures Quarterly Report - by Index and Fiscal Year as of 6/30/2017

Index	Index Title	FY	Beginning Fund Balance	Revenue	Expenditures	Transfers In	Transfers Out	Ending Fund Balance
	Grand Total			(2,670,471.32)	1,973,550.79	0.00	0.00	


County of Maui

Environmental Management

Grant Revenues & Expenditures Quarterly Report - by Index and Fiscal Year as of 6/30/2017

Index	Index Title	FY	Beginning Fund Balance	Revenue	Expenditures	Transfers In	Transfers Out	Ending Fund Balance
136038	W MAUI RECYCLED WTR SYSTEM EXP	2016	(548,353.99)					(548,353.99)
136038	W MAUI RECYCLED WTR SYSTEM EXP	2017	(548,353.99)					(548,353.99)
				<u>0.00</u>	<u>0.00</u>	<u>0.00</u>	<u>0.00</u>	
146903	ELECTRONIC DEVICE RECYCLING	2016	23,809.57					23,809.57
146903	ELECTRONIC DEVICE RECYCLING	2017	23,809.57	(23,809.00)	(.57)			0.00
				<u>(23,809.00)</u>	<u>(0.57)</u>	<u>0.00</u>	<u>0.00</u>	
146906	HYATT/W MAUI RECYCLED WATER	2016	(475,476.00)					(475,476.00)
146906	HYATT/W MAUI RECYCLED WATER	2017	(475,476.00)					(475,476.00)
				<u>0.00</u>	<u>0.00</u>	<u>0.00</u>	<u>0.00</u>	
146907	STARWOOD/W MAUI RECYCLED WATER	2016	(931,920.00)	(465,960.00)				(1,397,880.00)
146907	STARWOOD/W MAUI RECYCLED WATER	2017	(1,397,880.00)					(1,397,880.00)
				<u>(465,960.00)</u>	<u>0.00</u>	<u>0.00</u>	<u>0.00</u>	
156900	USED MOTOR OIL COLLECTION FY15	2016	14,400.99	(22,450.12)	8,125.00			75.87
156900	USED MOTOR OIL COLLECTION FY15	2017	75.87	(9,236.28)	9,160.41			0.00
				<u>(31,686.40)</u>	<u>17,285.41</u>	<u>0.00</u>	<u>0.00</u>	
156903	ELECTRONIC DEVICE RECYCLING	2016	100,000.00					100,000.00
156903	ELECTRONIC DEVICE RECYCLING	2017	100,000.00	(100,000.40)	.40			0.00
				<u>(100,000.40)</u>	<u>0.40</u>	<u>0.00</u>	<u>0.00</u>	
156907	GLASS RECOVERY PROGRAM	2016	(37,020.00)					(37,020.00)
156907	GLASS RECOVERY PROGRAM	2017	(37,020.00)	(4,877.59)	41,897.59			0.00
				<u>(4,877.59)</u>	<u>41,897.59</u>	<u>0.00</u>	<u>0.00</u>	
166709	ADVANCE GLASS DISPOSAL FEE	2016			55,333.32			55,333.32
166709	ADVANCE GLASS DISPOSAL FEE	2017	55,333.32	(83,000.00)	27,666.68			0.00
				<u>(83,000.00)</u>	<u>83,000.00</u>	<u>0.00</u>	<u>0.00</u>	
166710	ELECTRONIC DEVICE RECYCLING	2016			50,000.00			50,000.00
166710	ELECTRONIC DEVICE RECYCLING	2017	50,000.00	(49,417.55)	(582.45)			0.00
				<u>(49,417.55)</u>	<u>49,417.55</u>	<u>0.00</u>	<u>0.00</u>	
176907	GLASS RECOVERY PROGRAM	2017			99,100.00			99,100.00
				<u>0.00</u>	<u>99,100.00</u>	<u>0.00</u>	<u>0.00</u>	
Grand Total				(758,750.94)	290,700.38	0.00	0.00	

III. Expenditures



County of Maui
Statement of Appropriations and Expenditures
Operations by Activity
Fiscal Year Ending 6/30/17 - as of 6/30/2017

Activity	Prior Year	Amended	Year	Current	Balance	% of
* Program ** Fund *** Department	Encumbrance	Annual	to Date	Encumbrance	Available	Budget
	6/30/2016	Estimate	Expended	06/30/2017		Available
County Council						
01000 Council services	215,477	5,620,409	4,586,871	313,763	935,251	16.6 %
010 * COUNCIL SERVICES PROGRAM	215,477	5,620,409	4,586,871	313,763	935,251	16.6 %
01300 COUNTY AUDITOR PROGRAM	261,361	1,180,527	675,621	255,084	511,183	43.3 %
013 * COUNTY AUDITOR PROGRAM	261,361	1,180,527	675,621	255,084	511,183	43.3 %
Fund ** GENERAL FUND	476,838	6,800,936	5,262,492	568,847	1,446,434	21.3 %
Dept *** County Council	476,838	6,800,936	5,262,492	568,847	1,446,434	21.3 %
County Clerk						
02000 County clerk	103,283	1,744,443	1,260,141	157,869	429,718	24.6 %
020 * COUNTY CLERK PROGRAM	103,283	1,744,443	1,260,141	157,869	429,718	24.6 %
Fund ** GENERAL FUND	103,283	1,744,443	1,260,141	157,869	429,718	24.6 %
Dept *** County Clerk	103,283	1,744,443	1,260,141	157,869	429,718	24.6 %
Office of the Mayor						
03000 Office of mayor administration	4,694	1,500,595	1,466,432	21,272	17,583	1.2 %
030 * OFFICE OF MAYOR ADMIN PROGRAM	4,694	1,500,595	1,466,432	21,272	17,583	1.2 %
04000 Economic development	6,587	1,252,997	1,202,604	8,252	48,727	3.9 %
04001 Molokai economic dev & cultura	104,761	140,000	131,915	97,367	15,480	11.1 %
04009 Agriculture promotion	84,806	215,000	171,132	112,008	16,667	7.8 %
04010 Aquaculture & marine resources	35,311		30,508	4,803		-
04011 Film industry promotions	1,214	125,000	119,622		6,592	5.3 %
04013 Maui county farm bureau	148,478	305,000	232,307	221,171		0.0 %
04014 Maui economic development boar	234,838	830,000	752,137	312,701		0.0 %
04015 Maui visitors bureau	181	4,200,000	4,199,987	13	181	0.0 %
04017 Small business/high tech promo	11,261	100,000	109,913	1,244	104	0.1 %
04030 Maui arts & cultural center	31,827	318,270	318,270	31,827		0.0 %

County of Maui
Statement of Appropriations and Expenditures
Operations by Activity
Fiscal Year Ending 6/30/17 - as of 6/30/2017

Activity	Prior Year	Amended	Year	Current	Balance	% of
* Program ** Fund *** Department	Encumbrance	Annual	to Date	Encumbrance	Available	Budget
	6/30/2016	Estimate	Expended	06/30/2017		Available
04037 Business research library	33,256	72,100	65,490	39,866		0.0 %
04039 Hui o waa kaulua		120,000	62,552	57,448		0.0 %
04054 Environmental protection	1,202,855	1,400,000	1,559,024	965,730	78,101	5.6 %
04057 East Maui econ dev/cultural	56,773	100,000	106,362	40,766	9,645	9.6 %
04066 UH tropical ag/human resources	90,830	75,000	86,736	78,788	306	0.4 %
04068 MEO bus dev cp microenterprise	105,438	275,000	261,096	119,343		0.0 %
04070 Maui nui botanical gardens	39,050	150,000	108,277	80,773		0.0 %
04079 Maui Arts&Cult Capital	870,000	450,000	357,849	962,151		0.0 %
04081 Grnt-Maui comm theater-lao imp	45,518	53,045	45,405	53,045	113	0.2 %
04082 Maui soil/water conservation		139,000	139,000			0.0 %
04083 Soil/water conservation-Moloka		22,000	19,800	2,200		0.0 %
04092 CULTURAL & ARTS PROGRAM	21,195	70,000	73,209	16,129	1,857	2.7 %
04093 Molokai Livestock Cooperative	10,300	10,000	4,378	15,922		0.0 %
04094 Academy of Hospitality & Touri	16,200	10,000		13,500	12,700	127.0 %
04106 Ke Ao I Ka Makani Ho'eha'ili	6,766		6,766			-
04108 KA 'OHANA O KALAUPAPA	23,584		23,584			-
04113 Ka Ipu Kukui fellows leadrshp	2,555	25,750	28,305			0.0 %
04117 Renewable energy programs		75,000	55,690	10,000	9,310	12.4 %
04118 Grnts Friends of Maui H School	12,876	65,000	41,014	36,862		0.0 %
04122 4-H UPCOUNTRY FAIR	1,367	35,000	36,366	1		0.0 %
04124 HANA ARTS	20,000	20,000	20,000	20,000		0.0 %
04125 Maui Eco Dev Brd-Maui HS prg m	50,780	45,000	45,238	29,386	21,156	47.0 %
04126 COQUI FROG ERADICATION PRJ	1,104,997	300,000	1,139,002	265,994		0.0 %
04130 HAI-MAK-PAI ECO DEVT&CULTURAL	28,673	175,000	159,287	39,386	5,000	2.9 %
04135 Ma Ka Hana Ka Ike-OED		90,000		90,000		0.0 %
04139 Festivals of aloha		50,000	49,944	56		0.0 %
04145 Lanai eco dev & cultural prgs	87,963	200,000	83,264	89,605	115,095	57.5 %
04148 SISTER CITY PROGRAM	22,500	15,000	20,414	17,086		0.0 %
04151 Maui Film Festival	25,000	25,000	25,000	25,000		0.0 %

County of Maui
Statement of Appropriations and Expenditures
Operations by Activity
Fiscal Year Ending 6/30/17 - as of 6/30/2017

Activity			Prior Year	Amended	Year	Current	Balance	% of
* Program	** Fund	*** Department	Encumbrance 6/30/2016	Annual Estimate	to Date Expended	Encumbrance 06/30/2017	Available	Budget Available
04152		Lahaina Boat Day	2,880	25,750	22,995	5,635		0.0 %
04154		Made in maui county festival		100,000	100,000			0.0 %
04404		Economic dev initiatives prg	43,967	150,000	165,604	13,785	14,578	9.7 %
32169		Arts education/innovative prg		424,360	277,501	146,859		0.0 %
040		* MAYOR ADMIN ECONOMIC DEV PRGMS	4,584,587	12,253,272	12,457,547	4,024,702	355,612	2.9 %
12300		BUDGET	21,572	487,941	478,720	13,132	17,661	3.6 %
123		* BUDGET PROGRAM	21,572	487,941	478,720	13,132	17,661	3.6 %
Fund **		GENERAL FUND	4,610,853	14,241,808	14,402,699	4,059,106	390,856	2.7 %
Dept ***		Office of the Mayor	4,610,853	14,241,808	14,402,699	4,059,106	390,856	2.7 %
Management								
06000		Management	173,502	1,319,336	1,149,204	177,562	166,072	12.6 %
06011		County Facilities Security Pro		216,000	210,150		5,850	2.7 %
32178		West maui veterans club		4,000	4,000			0.0 %
060		* MANAGEMENT PROGRAM	173,502	1,539,336	1,363,354	177,562	171,922	11.2 %
06500		Management information systems	3,610,494	9,268,379	9,558,787	2,999,517	320,573	3.5 %
065		* MANAGEMENT INFORMATION SYSTEMS	3,610,494	9,268,379	9,558,787	2,999,517	320,573	3.5 %
06600		Geographic information systems	5,234	410,947	254,581	5,234	156,366	38.1 %
066		* GEOGRAPHIC INFORMATION SYSTEMS	5,234	410,947	254,581	5,234	156,366	38.1 %
Fund **		GENERAL FUND	3,789,230	11,218,662	11,176,722	3,182,313	648,861	5.8 %
06003		Moku'ula and Mokuhinia		400,000			400,000	100.0 %
060		* MANAGEMENT PROGRAM	0	400,000	0	0	400,000	100.0 %
Fund **		SPECIAL REVENUE FUND	0	400,000	0	0	400,000	100.0 %
Dept ***		Management	3,789,230	11,618,662	11,176,722	3,182,313	1,048,861	9.0 %

County of Maui
Statement of Appropriations and Expenditures
Operations by Activity
Fiscal Year Ending 6/30/17 - as of 6/30/2017

Activity * Program ** Fund *** Department	Prior Year Encumbrance 6/30/2016	Amended Annual Estimate	Year to Date Expended	Current Encumbrance 06/30/2017	Balance Available	% of Budget Available
Corporation Counsel						
07000 Legal services	49,109	3,426,617	3,132,303	63,726	279,697	8.2 %
070 * LEGAL SERVICES PROGRAM	49,109	3,426,617	3,132,303	63,726	279,697	8.2 %
Fund ** GENERAL FUND	49,109	3,426,617	3,132,303	63,726	279,697	8.2 %
Dept *** Corporation Counsel	49,109	3,426,617	3,132,303	63,726	279,697	8.2 %
Prosecuting Attorney						
08000 Prosecutors administration	4,193	866,387	828,573	20,072	21,935	2.5 %
080 * PROSECUTORS ADMIN PROGRAM	4,193	866,387	828,573	20,072	21,935	2.5 %
09000 General prosecution	840	5,385,168	5,032,019	8,336	345,653	6.4 %
090 * GENERAL PROSECUTION PROGRAM	840	5,385,168	5,032,019	8,336	345,653	6.4 %
Fund ** GENERAL FUND	5,033	6,251,555	5,860,592	28,408	367,588	5.9 %
Dept *** Prosecuting Attorney	5,033	6,251,555	5,860,592	28,408	367,588	5.9 %
Finance						
10000 Finance Administration	2,990	738,356	724,899	1,500	14,947	2.0 %
100 * FINANCE ADMIN PROGRAM	2,990	738,356	724,899	1,500	14,947	2.0 %
11000 Treasury	64,970	1,113,033	1,004,351	116,402	57,250	5.1 %
110 * TREASURY PROGRAM	64,970	1,113,033	1,004,351	116,402	57,250	5.1 %
12000 Accounts	45,023	1,645,450	1,416,301	181,090	93,082	5.7 %
120 * ACCOUNTS PROGRAM	45,023	1,645,450	1,416,301	181,090	93,082	5.7 %
13000 Purchasing	10,331	460,949	428,508	10,331	32,441	7.0 %
130 * PURCHASING PROGRAM	10,331	460,949	428,508	10,331	32,441	7.0 %
14000 Financial services	1,203,471	6,789,156	6,150,055	1,095,835	746,734	11.0 %
14003 CW svc ctr-annual lease costs	187,586	506,800	631,503		62,883	12.4 %

County of Maui
Statement of Appropriations and Expenditures
Operations by Activity
Fiscal Year Ending 6/30/17 - as of 6/30/2017

Activity			Prior Year	Amended	Year	Current	Balance	% of
* Program	** Fund	*** Department	Encumbrance 6/30/2016	Annual Estimate	to Date Expended	Encumbrance 06/30/2017	Available	Budget Available
140	*	FINANCIAL SERVICES	1,391,057	7,295,956	6,781,558	1,095,835	809,617	11.1 %
17001		Countywide fringe benefits	261,743	57,444,012	57,072,025	252,454	381,276	0.7 %
17003		Bond issuance & debt services		5,251,836	39,233	22,718	5,189,885	98.8 %
17005		Supplemental transfer golf		2,767,331	2,767,331			0.0 %
17006		Supplemental transfer solidwst		11,828,064	11,828,064			0.0 %
17009		Insurance & self insurance	725,919	11,820,000	7,177,109	701,400	4,667,408	39.5 %
17012		Open space, natural resources		2,734,892	2,734,892			0.0 %
17013		CW affordable housing fund		5,469,783	5,469,783			0.0 %
17014		Countywide general costs	23,045	936,126	914,717	1,445	43,010	4.6 %
17015		Overhead reimbursement		(22,043,724)	(20,639,468)		(1,404,256)	6.4 %
17016		Transfer to Emergency Fund		4,000,000	4,000,000			0.0 %
17019		Post-Employment Obligations Fd		16,172,000	16,172,000			0.0 %
170	*	COUNTY WIDE COSTS PROGRAM	1,010,707	96,380,320	87,535,686	978,017	8,877,323	9.2 %
Fund	**	GENERAL FUND	2,525,078	107,634,064	97,891,303	2,383,175	9,884,660	9.2 %
17003		Bond issuance & debt services		40,476,684	40,476,684			0.0 %
170	*	COUNTY WIDE COSTS PROGRAM	0	40,476,684	40,476,684	0	0	0.0 %
Fund	**	DEBT SERVICE FUND	0	40,476,684	40,476,684	0	0	0.0 %
Dept	***	Finance	2,525,078	148,110,748	138,367,987	2,383,175	9,884,660	6.7 %
Personnel Services								
18000		Personnel services	16,335	1,579,802	1,455,321	41,468	99,347	6.3 %
180	*	PERSONNEL SERVICES PROGRAM	16,335	1,579,802	1,455,321	41,468	99,347	6.3 %
Fund	**	GENERAL FUND	16,335	1,579,802	1,455,321	41,468	99,347	6.3 %
Dept	***	Personnel Services	16,335	1,579,802	1,455,321	41,468	99,347	6.3 %
Planning								
19000		Planning	108,779	5,108,655	4,641,616	124,043	451,775	8.8 %

**County of Maui
Statement of Appropriations and Expenditures
Operations by Activity
Fiscal Year Ending 6/30/17 - as of 6/30/2017**

Activity * Program ** Fund *** Department	Prior Year Encumbrance 6/30/2016	Amended Annual Estimate	Year to Date Expended	Current Encumbrance 06/30/2017	Balance Available	% of Budget Available
19005 Development fee impact study	3,095				3,095	-
19006 General plan update	56,213			56,213		-
19021 Maui redevelopment agency	125,821	183,500	250,763	25,265	33,292	18.1 %
19035 UH-Maui Sea Grant		88,975	83,851	65	5,059	5.7 %
19039 Development mitigation fee stu	15,280			15,280		-
19042 Small Town Planning	15,178			15,178		-
19063 Cultural resource management		25,000			25,000	100.0 %
19066 Puunene airprt master pln updt	9,123				9,123	-
19067 Envrnmtl assmnts-Planning	4,164			4,164		-
19613 Wailuku first friday events		25,000	25,000			0.0 %
190 * PLANNING PROGRAM	337,653	5,431,130	5,001,230	240,208	527,344	9.7 %
Fund ** GENERAL FUND	337,653	5,431,130	5,001,230	240,208	527,344	9.7 %
Dept *** Planning	337,653	5,431,130	5,001,230	240,208	527,344	9.7 %
Police						
26000 Police administration	83,110	5,070,242	4,777,470	81,268	294,613	5.8 %
260 * POLICE ADMINISTRATION PROGRAM	83,110	5,070,242	4,777,470	81,268	294,613	5.8 %
27000 Investigative service	46,267	10,900,351	9,496,124	69,603	1,380,888	12.7 %
270 * INVESTIGATIVE SERVICE PROGRAM	46,267	10,900,351	9,496,124	69,603	1,380,888	12.7 %
28000 Uniformed patrol services	761,278	29,255,144	28,846,566	689,666	480,194	1.6 %
280 * UNIFORMED PATROL SERVICES PROG	761,278	29,255,144	28,846,566	689,666	480,194	1.6 %
29000 Technical & support services	814,850	9,087,899	7,836,376	926,236	1,140,140	12.5 %
290 * TECHNICAL & SUPPORT SVCS PROG	814,850	9,087,899	7,836,376	926,236	1,140,140	12.5 %
Fund ** GENERAL FUND	1,705,505	54,313,636	50,956,536	1,766,773	3,295,835	6.1 %
Dept *** Police	1,705,505	54,313,636	50,956,536	1,766,773	3,295,835	6.1 %

County of Maui
Statement of Appropriations and Expenditures
Operations by Activity
Fiscal Year Ending 6/30/17 - as of 6/30/2017

Activity * Program ** Fund *** Department	Prior Year Encumbrance 6/30/2016	Amended Annual Estimate	Year to Date Expended	Current Encumbrance 06/30/2017	Balance Available	% of Budget Available
Fire and Public Safety						
22000 Fire control admin & maint	180,854	2,509,151	2,642,316	29,957	17,734	0.7 %
220 * FIRE CONTROL ADMIN/MAINT PROG	180,854	2,509,151	2,642,316	29,957	17,734	0.7 %
23000 Fire control training	81,077	952,059	874,879	122,867	35,390	3.7 %
230 * FIRE CONTROL TRAINING PROGRAM	81,077	952,059	874,879	122,867	35,390	3.7 %
24000 Fire rescue operations	483,386	29,933,037	28,967,842	1,241,368	207,215	0.7 %
240 * FIRE RESCUE OPERATIONS PROGRAM	483,386	29,933,037	28,967,842	1,241,368	207,215	0.7 %
25000 Fire prevention	8,305	722,558	687,822	7,367	35,675	4.9 %
250 * FIRE PREVENTION PROGRAM	8,305	722,558	687,822	7,367	35,675	4.9 %
25200 Ocean safety adm/ocean safety		3,579,557	3,413,298	37,687	128,571	3.6 %
252 * OCEAN SAFETY PROGRAM	0	3,579,557	3,413,298	37,687	128,571	3.6 %
Fund ** GENERAL FUND	753,622	37,696,362	36,586,157	1,439,246	424,585	1.1 %
Dept *** Fire and Public Safety	753,622	37,696,362	36,586,157	1,439,246	424,585	1.1 %
Emergency Management Agency						
21000 Civil defense	584	650,507	432,363	60,079	158,648	24.4 %
21003 GRNT AMERICAN RED CROSS		25,000	25,000			0.0 %
210 * CIVIL DEFENSE PROGRAM	584	675,507	457,363	60,079	158,648	23.5 %
Fund ** GENERAL FUND	584	675,507	457,363	60,079	158,648	23.5 %
Dept *** Emergency Management Agency	584	675,507	457,363	60,079	158,648	23.5 %
Liquor Control						
20000 Liquor control general	11,114	2,048,808	1,467,881	27,848	564,192	27.5 %
20002 Liquor admin overhead charges		1,131,097	768,285		362,812	32.1 %
200 * LIQUOR CONTROL GENERAL PROG	11,114	3,179,905	2,236,166	27,848	927,004	29.2 %

County of Maui
Statement of Appropriations and Expenditures
Operations by Activity
Fiscal Year Ending 6/30/17 - as of 6/30/2017

Activity * Program ** Fund *** Department	Prior Year Encumbrance 6/30/2016	Amended Annual Estimate	Year to Date Expended	Current Encumbrance 06/30/2017	Balance Available	% of Budget Available
Fund ** GENERAL FUND	11,114	3,179,905	2,236,166	27,848	927,004	29.2 %
Dept *** Liquor Control	11,114	3,179,905	2,236,166	27,848	927,004	29.2 %
Housing and Human Concerns						
30000 Housing & human concerns admin	9,642	586,154	570,159	9,666	15,972	2.7 %
300 * HSG & HUMAN CONCERNS ADM PROG	9,642	586,154	570,159	9,666	15,972	2.7 %
31000 Housing	17,464	632,412	493,116	5,839	150,922	23.9 %
31006 Affordable rental housing prg		1,000,000	996,847		3,153	0.3 %
31007 Hale Mahaolu-Homeownership/hsg		80,000	80,000			0.0 %
310 * HOUSING PROGRAM	17,464	1,712,412	1,569,963	5,839	154,075	9.0 %
32000 Human concerns - general	89,410	5,316,672	4,994,495	59,830	351,759	6.6 %
32001 Hana Youth Center, Inc	1,363	147,041	147,041		1,363	0.9 %
32011 Women helping women		220,850	220,850			0.0 %
32012 Early childhood		106,090	106,090			0.0 %
32014 Substance abuse	55,849	533,650	516,346	41,775	31,378	5.9 %
32015 E Malama I Na Keiki preschool	3,459	86,335	86,335		3,459	4.0 %
32016 Homelessness programs		1,000,000	865,880	134,120		0.0 %
32017 Maui adult day care center		358,440	358,440			0.0 %
32018 MCC cooperative education	996	25,750	23,175	2,575	996	3.9 %
32019 MEO Headstart after school		245,040	245,040			0.0 %
32020 MEO headstart summer	17,500	180,250	179,725	18,025		0.0 %
32022 Community partnership grants	32,089		2,195	19,799	10,095	-
32025 Lanai Youth Center		172,086	169,839	2,247		0.0 %
32029 Kihei Youth Center	1,957	245,285	245,285		1,957	0.8 %
32034 Youth	11,548	110,321	81,163	30,481	10,226	9.3 %
32036 Maui family support services		65,564	65,564			0.0 %
32039 J. Walter Cameron center expsn		90,000	66,750	23,250		0.0 %
32040 Big brothers & sisters		105,892	105,892			0.0 %

County of Maui
Statement of Appropriations and Expenditures
Operations by Activity
Fiscal Year Ending 6/30/17 - as of 6/30/2017

Activity	Prior Year	Amended	Year	Current	Balance	% of
* Program ** Fund *** Department	Encumbrance	Annual	to Date	Encumbrance	Available	Budget
	6/30/2016	Estimate	Expended	06/30/2017		Available
32058 Mental health associaiton		65,207	65,207			0.0 %
32062 Self sufficiency	2,634	98,526	83,006	5,194	12,960	13.2 %
32064 Hana community association	8,239	84,863	67,794	16,727	8,581	10.1 %
32070 MEO infant toddler care		97,850	97,850			0.0 %
32084 Maui community food bank		355,350	355,350			0.0 %
32085 Maui arts & performing academy		15,450	15,450			0.0 %
32088 Hui Malama learning center		282,843	282,843			0.0 %
32090 FAM SPT-TEEN VOICES	1	42,630	38,368	4,262	1	0.0 %
32093 BOY SCOUTS OF AMERICA	44,428		44,428			-
32094 Salvation Army		142,000	142,000			0.0 %
32100 Grant for Molokai Youth Ctr		257,500	257,500			0.0 %
32102 IMUA FAMILY SERVICES		36,050	36,050			0.0 %
32104 Paia Youth Council, Inc		230,978	230,978			0.0 %
32106 Boys/Girls Club of Maui, Inc		1,026,910	1,026,910			0.0 %
32109 Maui Farm		242,573	239,556	3,017		0.0 %
32110 YOUTH ALCOHOL EDUC AWARENESS	30,000	100,000	89,370	25,000	15,630	15.6 %
32111 Coalition for Drug Free Lanai		43,272	43,272			0.0 %
32116 MEO ENLACE HISPANO PROGRAM		98,417	98,417			0.0 %
32117 Lahaina tutoring project		11,000	11,000			0.0 %
32119 Volunter ctr projct graduation		47,741	47,741			0.0 %
32120 Ohana Makamae	22,677	90,707	96,149	8,164	9,071	10.0 %
32127 National Kidney Foundation/HI		25,000	25,000			0.0 %
32130 Lanai women's center		82,610	82,610			0.0 %
32135 Grnts/Disb-Svcs-Frail/Elderly	203,312	861,739	719,015	346,025	10	0.0 %
32136 Kansha preschool	10,000		10,000			-
32142 MEO UNDERAGE DRINKING		51,500	51,500			0.0 %
32146 MEO Planning&Coordinating		85,490	85,490			0.0 %
32148 MOLOKAI COM'TY HEALTH CTR	8				8	-
32149 Grnt-Best Buddies prgrm		85,000	85,000			0.0 %

County of Maui
Statement of Appropriations and Expenditures
Operations by Activity
Fiscal Year Ending 6/30/17 - as of 6/30/2017

Activity	Prior Year	Amended	Year	Current	Balance	% of
* Program ** Fund *** Department	Encumbrance	Annual	to Date	Encumbrance	Available	Budget
	6/30/2016	Estimate	Expended	06/30/2017		Available
32150 MEO B.E.S.T. REINTEGRATION		106,090	106,090			0.0 %
32152 HALE MAKUA		200,000	200,000			0.0 %
32156 LANAI YOUTH CTR FACILITY	75,000	150,000	125,000	100,000		0.0 %
32158 Hawaiian Kamalii Inc.		18,672	18,672			0.0 %
32159 MEO youth services	5,432	200,850	200,850		5,432	2.7 %
32160 MAUI YOUTH & FAMILY SVC, INC		100,000	25,000	75,000		0.0 %
32162 FEED MY SHEEP		75,000	75,000			0.0 %
32163 Hale mahaolu personal care prg	51,500	106,090	(103,000)	103,000	157,590	148.5 %
32167 Special Olympics Hawaii grnts		38,247	38,247			0.0 %
32169 Arts education/innovative prg	6,206				6,206	-
32171 MENTAL HEALTH KOKUA		100,000	50,000	50,000		0.0 %
32172 ROMAN CATHOLIC CHURCH SOH	3,000			3,000		-
32175 KUPUNA CARE SVC	42,357		42,357			-
32179 Food, shelter & safty grants		860,630	801,400	54,050	5,180	0.6 %
320 * HUMAN CONCERNS PROGRAM	718,965	15,526,051	14,487,575	1,125,541	631,902	4.1 %
33000 Animal management		100,000	100,000			0.0 %
33003 Animal Sheltering Program	12,156	863,255	863,255	10,300	1,856	0.2 %
33006 ANIMAL ENFORCEMENT PROGRAM	6,176	569,057	512,151	63,082		0.0 %
33010 Grant 2 Molokai Humane Society		137,634	124,353	13,281		0.0 %
33012 Grant 2 Lanai Animal Rescue		15,000	15,000			0.0 %
330 * ANIMAL MANAGMENT PROGRAM	18,332	1,684,946	1,614,759	86,663	1,856	0.1 %
Fund ** GENERAL FUND	764,403	19,509,563	18,242,456	1,227,709	803,805	4.1 %
Dept *** Housing and Human Concerns	764,403	19,509,563	18,242,456	1,227,709	803,805	4.1 %
Parks and Recreation						
34000 Parks & recreation administrat	36,386	1,771,035	1,737,649	46,130	23,639	1.3 %
34002 MCCC workline		117,000	82,771	34,229		0.0 %
34012 Lahaina restoration foundation		178,828	178,828			0.0 %

County of Maui
Statement of Appropriations and Expenditures
Operations by Activity
Fiscal Year Ending 6/30/17 - as of 6/30/2017

Activity	Prior Year Encumbrance 6/30/2016	Amended Annual Estimate	Year to Date Expended	Current Encumbrance 06/30/2017	Balance Available	% of Budget Available
* Program ** Fund *** Department						
34016 Lahaina Rtrn Capital	688,071		632,754	55,317		-
34018 HAIKU COM'TY ASSOCIATION	26,197		5,376		20,821	-
34019 Tom Morrow Equestrian Arena		30,000	13,986	15,999	15	0.0 %
340 * PARKS & REC ADMIN PROG	750,654	2,096,863	2,651,364	151,675	44,475	2.1 %
35000 Park maintenance	862,851		562,495	242,170	58,183	-
350 * PARK MAINTENANCE PROGRAM	862,851	0	562,495	242,170	58,183	--
35300 PARKS PROGRAM		6,120,346	4,896,246	1,110,383	113,716	1.9 %
353 * PARKS PROGRAM	0	6,120,346	4,896,246	1,110,383	113,716	1.9 %
36000 Planning & development	203,539		139,211	51,287	13,041	-
360 * PLANNING & DEVELOPMENT PROGRAM	203,539	0	139,211	51,287	13,041	--
37000 Recreation & support services	855,732	20,941,423	20,078,052	675,349	1,043,756	5.0 %
370 * RECREATION & SUPPORT SVCS PROG	855,732	20,941,423	20,078,052	675,349	1,043,756	5.0 %
38000 PALS	124,798		(175,920)	13,775	286,944	-
380 * PALS PROGRAM	124,798	0	(175,920)	13,775	286,944	--
40000 Aquatics	273,808		240,614	23,548	9,644	-
400 * AQUATICS PROGRAM	273,808	0	240,614	23,548	9,644	--
Fund ** GENERAL FUND	3,071,382	29,158,632	28,392,062	2,268,187	1,569,759	5.4 %
34020 Lahaina restoration Park Asses		500,000		500,000		0.0 %
340 * PARKS & REC ADMIN PROG	0	500,000	0	500,000	0	0.0 %
Fund ** SPECIAL REVENUE FUND	0	500,000	0	500,000	0	0.0 %
42000 Waiehu golf course	465,325	2,133,235	2,203,863	333,058	61,640	2.9 %
42002 Waiehu golf ERS & FICA		231,550	229,034		2,516	1.1 %
42003 Waiehu golf health fund		162,226	162,226			0.0 %

County of Maui
Statement of Appropriations and Expenditures
Operations by Activity
Fiscal Year Ending 6/30/17 - as of 6/30/2017

Activity * Program ** Fund *** Department	Prior Year Encumbrance 6/30/2016	Amended Annual Estimate	Year to Date Expended	Current Encumbrance 06/30/2017	Balance Available	% of Budget Available
42004 Waiehu golf admin overhead		1,244,733	1,244,733			0.0 %
42005 Waiehu golf debt service		382,308	382,308			0.0 %
42007 Golf contribution to OPEB		90,647	90,647			0.0 %
420 * WAIEHU GOLF COURSE PROGRAM	465,325	4,244,699	4,312,811	333,058	64,156	1.5 %
Fund ** ENTERPRISE FUND	465,325	4,244,699	4,312,811	333,058	64,156	1.5 %
Dept *** Parks and Recreation	3,536,707	33,903,331	32,704,873	3,101,245	1,633,915	4.8 %
Public Works						
43000 Public works administration	14,015	564,571	525,465	5,176	47,945	8.5 %
430 * PUBLIC WORKS ADMIN PROGRAM	14,015	564,571	525,465	5,176	47,945	8.5 %
44000 Engineering	597,742	4,129,566	3,434,751	577,124	715,432	17.3 %
440 * ENGINEERING PROGRAM	597,742	4,129,566	3,434,751	577,124	715,432	17.3 %
45000 Special maintenance	62,577	3,804,606	2,878,496	303,716	684,971	18.0 %
450 * SPECIAL MAINTENANCE PROGRAM	62,577	3,804,606	2,878,496	303,716	684,971	18.0 %
46000 Development services admin	11,381	2,401,773	2,168,988	25,681	218,489	9.1 %
460 * DEVELOPMENT SERVICES ADMINSTRN	11,381	2,401,773	2,168,988	25,681	218,489	9.1 %
Fund ** GENERAL FUND	685,715	10,900,516	9,007,700	911,697	1,666,837	15.3 %
50000 Highway administration	858	597,992	494,122		104,728	17.5 %
50002 Highway ERS & FICA		1,734,105	1,633,389		100,717	5.8 %
50003 Highway health fund		1,214,929	1,183,605		31,324	2.6 %
50004 Highway debt service		5,541,197	5,541,197			0.0 %
50005 Highway admin overhead		4,500,585	4,303,946		196,639	4.4 %
50006 Supplemental trfs bikeway fund		87,913	87,913			0.0 %
50007 Supplemental trfs general fund		989,262	989,262			0.0 %
50009 Highway beautification-hwy div		300,000	300,000			0.0 %
50011 Highways contribution to OPEB		678,868	678,868			0.0 %

County of Maui
Statement of Appropriations and Expenditures
Operations by Activity
Fiscal Year Ending 6/30/17 - as of 6/30/2017

Activity * Program ** Fund *** Department	Prior Year Encumbrance 6/30/2016	Amended Annual Estimate	Year to Date Expended	Current Encumbrance 06/30/2017	Balance Available	% of Budget Available
500 * HIGHWAY ADMINISTRATION PROGRAM	858	15,644,851	15,212,302	0	433,408	2.8 %
51000 Road/bridge/drain maintenance	476,195	9,552,709	8,633,076	655,094	740,739	7.8 %
510 * ROAD/BRIDGE/DRAIN MAINT PROG	476,195	9,552,709	8,633,076	655,094	740,739	7.8 %
52000 Traffic signs & marking	42,230	1,373,477	1,186,776	94,679	134,252	9.8 %
520 * TRAFFIC SIGNS/MARKING PROGRAM	42,230	1,373,477	1,186,776	94,679	134,252	9.8 %
53000 Garage services	41,370	1,263,960	1,211,470	22,526	71,336	5.6 %
530 * GARAGE SERVICES PROGRAM	41,370	1,263,960	1,211,470	22,526	71,336	5.6 %
Fund ** SPECIAL REVENUE FUND	560,653	27,834,997	26,243,624	772,299	1,379,735	5.0 %
Dept *** Public Works	1,246,368	38,735,513	35,251,324	1,683,996	3,046,572	7.9 %
Transportation						
65000 TRANSPORTATION ADMIN/GEN FUND	207,292	1,520,592	1,555,768	150,820	21,297	1.4 %
650 * TRANSPORTATION	207,292	1,520,592	1,555,768	150,820	21,297	1.4 %
65301 HUMAN SVC TRANS/GEN FUND	750,000	6,180,013	6,878,885	51,128		0.0 %
653 * HUMAN SERVICE TRANSPORTN PRG	750,000	6,180,013	6,878,885	51,128	0	0.0 %
65900 AIR AMBULANCE PRG/GEN FUND		672,215	672,215			0.0 %
659 * AIR AMBULANCE PROGRAM	0	672,215	672,215	0	0	0.0 %
Fund ** GENERAL FUND	957,292	8,372,820	9,106,868	201,948	21,297	0.3 %
65001 TRANSPORTATION ADMIN/HWY FUND		400,000	112,973	286,968	59	0.0 %
125 * ADMINISTRATION PROGRAM	0	400,000	112,973	286,968	59	0.0 %
65034 TRANSPORTATION SHELTER CLEAN'G	7,095			7,095		-
65039 PUBLIC TRANSIT/HIGHWAY FUND	617,651	10,365,515	10,254,173	714,914	14,079	0.1 %
655 * PUBLIC TRANSIT PROGRAM	624,746	10,365,515	10,254,173	722,009	14,079	0.1 %

County of Maui
Statement of Appropriations and Expenditures
Operations by Activity
Fiscal Year Ending 6/30/17 - as of 6/30/2017

Activity * Program ** Fund *** Department	Prior Year Encumbrance 6/30/2016	Amended Annual Estimate	Year to Date Expended	Current Encumbrance 06/30/2017	Balance Available	% of Budget Available
Fund ** SPECIAL REVENUE FUND	624,746	10,765,515	10,367,146	1,008,977	14,138	0.1 %
Dept *** Transportation	1,582,038	19,138,335	19,474,014	1,210,925	35,435	0.2 %
Environmental Management						
54000 Environmental mgt administratn	7,097	616,375	583,309	3,000	37,162	6.0 %
54010 Community Work Day		205,500	205,050		450	0.2 %
540 * ENVIRONMENTAL MGT ADMIN PRGRAM	7,097	821,875	788,359	3,000	37,612	4.6 %
Fund ** GENERAL FUND	7,097	821,875	788,359	3,000	37,612	4.6 %
54219 EP & S SOLID WASTE ALTERNATIVE	262,190	5,864,788	5,310,869	525,549	290,562	5.0 %
542 * ENV PROTECTION & SUBSTAINABILI	262,190	5,864,788	5,310,869	525,549	290,562	5.0 %
55000 Wastewater administration	73,033	2,967,951	2,587,646	126,000	327,337	11.0 %
55002 Wastewater ERS & FICA		1,838,476	1,654,160		184,316	10.0 %
55003 Wastewater health fund		1,288,052	1,203,851		84,201	6.5 %
55004 Wastewater debt service		8,975,616	8,975,616			0.0 %
55005 Wastewater admin overhead		4,151,453	3,800,263		351,190	8.5 %
55008 Wastewater contribtn to OPEB		719,727	719,727			0.0 %
55009 Wastewater reimb-GF-DEM admin		462,023	462,023			0.0 %
55010 CW SEWER CI RESERVE FUND		2,678,431	2,678,431			0.0 %
550 * WASTEWATER ADMIN PROGRAM	73,033	23,081,729	22,081,717	126,000	947,044	4.1 %
56000 Wastewater reclamation	1,373,436	21,878,978	19,676,183	2,627,805	948,438	4.3 %
560 * WASTEWATER RECLAMATION PROGRAM	1,373,436	21,878,978	19,676,183	2,627,805	948,438	4.3 %
60000 Solid waste administration	4,609	1,319,136	1,110,147	9,911	203,690	15.4 %
60002 Solid waste ERS & FICA		1,558,937	1,363,976		194,962	12.5 %
60003 Solid waste health fund		1,092,205	984,751		107,454	9.8 %
60004 Solid waste debt service		5,027,310	5,027,310			0.0 %
60005 Solid waste admin overhead		5,226,264	4,587,500		638,764	12.2 %
60007 Solidwaste contribtn to OPEB		610,293	610,293			0.0 %


County of Maui
Statement of Appropriations and Expenditures
Operations by Activity
Fiscal Year Ending 6/30/17 - as of 6/30/2017

Activity * Program ** Fund *** Department	Prior Year Encumbrance 6/30/2016	Amended Annual Estimate	Year to Date Expended	Current Encumbrance 06/30/2017	Balance Available	% of Budget Available
60008 Solidwaste reimb-GF-DEM admin		354,621	354,621			0.0 %
600 * SOLID WASTE ADMINISTRATION	4,609	15,188,766	14,038,598	9,911	1,144,870	7.5 %
60200 Solidwaste operations	661,380	12,559,515	12,032,086	1,030,318	158,488	1.3 %
602 * SOLIDWASTE OPERATIONS	661,380	12,559,515	12,032,086	1,030,318	158,488	1.3 %
Fund ** SPECIAL REVENUE FUND	2,374,648	78,573,776	73,139,453	4,319,583	3,489,402	4.4 %
Dept *** Environmental Management	2,381,745	79,395,651	73,927,812	4,322,583	3,527,014	4.4 %
Water Supply						
70001 Water Administration	298,896	9,596,882	6,920,622	651,812	2,323,345	24.2 %
70004 Leeward Haleakala Forest Restn	220,000	195,000	164,428	250,572		0.0 %
70006 West Maui Partnershp-UH watrsd	287,500	350,000	258,559	378,941		0.0 %
70007 East Molokai Watershed Partner	179,803	250,000	266,052	163,751		0.0 %
70009 Miconia Containment & Removal	263,000	250,000	262,948	250,000	52	0.0 %
70010 East Maui Watershed Protection	460,944	505,000	343,527	587,035	35,381	7.0 %
70030 CW WATERSHED PROTECTION	137,558	80,000	91,334	105,334	20,890	26.1 %
70031 Puu Kukui Watershed Preserve	169,509	300,000	166,557	268,264	34,689	11.6 %
70032 HONOKOWAI/WAHIKULI WATERSHED	64,517	65,000	71,961	57,295	261	0.4 %
70033 UPCOUNTRY WATER EXP CI RESERVE		1,440,718	1,440,718			0.0 %
70036 Auwahi forest restoration proj		37,000		37,000		0.0 %
70037 Hawaii agriculture research ct		68,000	20,579	47,421		0.0 %
70038 Lokahi Pacific, Inc		219,000	219,000			0.0 %
700 * WATER ADMINISTRATION PROGRAM	2,081,727	13,356,600	10,226,285	2,797,425	2,414,618	18.1 %
70701 Water Debt Service Expenses		6,049,827	5,186,221		863,606	14.3 %
70702 Water Insurance Expenses		475,000	281,665		193,335	40.7 %
70703 Water Overhead Charges		5,789,592	5,789,592			0.0 %
70704 Water Employee Fringe Benefits		6,106,654	5,369,933		736,721	12.1 %
70705 Water Refund for Mainline Exp		500,000	41,993		458,007	91.6 %
70707 Water Department Wide Expense		1,210,084	410,140		799,944	66.1 %

County of Maui
Statement of Appropriations and Expenditures
Operations by Activity
Fiscal Year Ending 6/30/17 - as of 6/30/2017

Activity * Program ** Fund *** Department	Prior Year Encumbrance 6/30/2016	Amended Annual Estimate	Year to Date Expended	Current Encumbrance 06/30/2017	Balance Available	% of Budget Available
707 * WATER DEPARTMENT WIDE EXPENSES	0	20,131,157	17,079,544	0	3,051,613	15.2 %
70901 Water Field Operations	1,066,863	33,398,746	24,559,235	1,254,793	8,651,580	25.9 %
709 * WATER OPERATIONS PROGRAM	1,066,863	33,398,746	24,559,235	1,254,793	8,651,580	25.9 %
Fund ** UTILITY ENTERPRISE FUND	3,148,590	66,886,503	51,865,064	4,052,218	14,117,811	21.1 %
Dept *** Water Supply	3,148,590	66,886,503	51,865,064	4,052,218	14,117,811	21.1 %
COUNTY AUDITOR						
Grand Total	27,044,088	552,640,007	507,621,252	29,617,742	42,445,129	7.7 %

III. Expenditures



County of Maui
Statement of Appropriations and Expenditures
Grant Programs
Fiscal Year Ending 6/30/2017 - as of 6/30/2017

Index		Prior Year	Amended	Year	Current	Balance	% of	
* Program	** Fund	*** Department	Encumbrance / Carryover	Budget / Lapses	to Date Expended	Encumbrance 06/30/2017	Available	Budget Available
Office of the Mayor								
186037	2016	HAWAII SEVERE STORMS		4,432,745	3,689,267		743,478	16.8 %
030	*	OFFICE OF MAYOR ADMIN PROGRAM	0	4,432,745	3,689,267	0	743,478	16.8 %
126059		FOOD AND ENERGY SECURITY PROJE	71,811				71,811	100.0 %
136187		HAWAII ST COMM/STATUS WOMEN	649		52		597	92.0 %
146302		WKFORCE INVESTMENT ACT DWP	14,497			11,087	3,410	23.5 %
146303		WKFORCE INVESTMENT ACT ADULT	14,376	(13,076)	1,300			0.0 %
156187		HAWAII ST COMM/STATUS WOMEN	231		231			0.0 %
156302		WKFORCE INVESTMENT ACT DWP	9,857	(16,612)	(6,755)			0.0 %
156305		WKFORCE INVESTMT ACT ADULT	11,564	(11,556)	8			0.0 %
156308		HTA PRODUCT ENRICHMENT CY14	52,156	(25,131)	27,026		(1)	(0)%
166122		COQUI FROG ERADCTN ACT51 SLH04	80,000	(99,996)	(19,996)			0.0 %
166785		HAWAII ST COMM/STATUS WOMEN	2,739		2,013		726	26.5 %
166810		WKFORCE INNOVATN OPPORTUNITY	183,757		159,025		24,732	13.5 %
166816		HTA PRODUCT ENRICHMENT CY16	256,572		256,072	500		0.0 %
166817		WIOA ADULT&DISLOCATED WORKER	348,512		311,141		37,371	10.7 %
166818		WIOA ADMIN PY2015	8,431		4,446		3,985	47.3 %
166819		INNOVATE HAWAII	10,000		10,000			0.0 %
166862		HAWAII STATE ENERGY		10,000	10,000			0.0 %
176187		MADE IN MAUI COUNTY FESTIVAL		8,500	8,500			0.0 %
176810		WIOA YOUTH ACTIVITIES		191,553			191,553	100.0 %
176816		HTA COUNTY PRODUCT ENRICHMENT		70,000	43,219		26,781	38.3 %
176817		WIOA ADULT PROGRAM		182,339			182,339	100.0 %
176818		WIOA ADMIN PY2016		58,409	43,060		15,349	26.3 %
176821		WIOA DISLOCATED WORKER		151,808			151,808	100.0 %
196020		PROJECT IMPACT BDRF FEMA			(13,279)		13,279	-
032	*	MAYORS OFFICE STATE GRANTS	1,065,152	506,238	836,063	11,587	723,740	46.1 %
126006		THE MAUI FARM REHABILITATION	5,222	(5,222)				-
126008		IAO HOUSE REHABILITATION		5,222	5,222			0.0 %
136106		THE MAUI FARM REHABILITATION	1,707	(1,707)				-
136107		IAO HOUSE REHABILITATION		1,707	1,707			0.0 %

County of Maui
Statement of Appropriations and Expenditures
Grant Programs
Fiscal Year Ending 6/30/2017 - as of 6/30/2017

Index		Prior Year	Amended	Year	Current	Balance	% of	
* Program	** Fund	*** Department	Encumbrance / Carryover	Budget / Lapses	to Date Expended	Encumbrance 06/30/2017	Available	Budget Available
146336	WHW EMERGENCY SHELTER REHAB			128,226	128,226			0.0 %
146342	HANA LANDFILL WATER TRUCK		1,432	(1,432)				-
146343	WOMEN HELPING WOMEN DOM VIOLEN		72,431		72,431			0.0 %
146344	NA PU`UWAI ADULT DAY CARE EXP		110,000	(110,000)				-
146346	CDBG PROGRAM ADMIN FY2014		5		5			0.0 %
146347	KHAKO RENEWAL PRJ PH-1		108,899		88,403	20,497		0.0 %
156340	LANAI ER INCIDENT RESP VEHICLE		21,800	(21,800)				-
156342	IAO HOUSE REHABILITATION		17,500		17,500			0.0 %
156343	IAO HOUSE REHABILITATION			21,800	21,800			0.0 %
156346	CDBG PROGRAM ADMIN FY15		91				91	100.0 %
166811	HO'OLEHUA PUMPER		900,000		898,447		1,553	0.2 %
166812	IAO HOUSE REHABILITATION			47,959	47,959			0.0 %
166813	LCHC NEW FACILITY		499,226	(137,953)			361,273	100.0 %
166814	WHW EMERGENCY SHELTER REHAB			89,994	85,469	4,525		0.0 %
166815	CDBG PROGRAM ADMIN FY16		18,589		17,390	529	671	3.6 %
176062	HOUSING REHAB LOAN PROJECT INC		13,093	(1,126)			11,967	100.0 %
176063	IAO THEATRE PROJECT INCOME			(2,183)	(2,183)			0.0 %
176803	MEO MOLOKAI SHUTTLE SVC BUS B			141,100	130,936	10,164		0.0 %
176806	MEO MOLOKAI SHUTTLE SVC BUS A			118,579	118,579			0.0 %
176808	LAHAINA SURF PRESERVATION			203,893		203,893		0.0 %
176811	THE MAUI FARM REHABILITATION			287,576		287,576		0.0 %
176812	KHAKO STAIRCASE SAFETY			386,775		386,775		0.0 %
176814	CAMERON CTR REHAB & IMPRVMT			247,030		247,030		0.0 %
176815	CDBG PROGRAM ADMIN FY17			346,238	326,698	447	19,093	5.5 %
035	* HUD - CDBG GRANTS		1,769,995	1,744,676	1,958,589	1,161,436	394,648	11.2 %
Fund	** SPECIAL REVENUE FUND		2,835,147	6,683,659	6,483,919	1,173,023	1,861,866	19.6 %
Dept	*** Office of the Mayor		2,835,147	6,683,659	6,483,919	1,173,023	1,861,866	19.6 %
Management								
136801	DELL ONLINE SELF-DISPATCH PRG		12,000				12,000	100.0 %
166802	HI INTEGRATED JUSTICE IS PRG		160				160	100.0 %

County of Maui
Statement of Appropriations and Expenditures
Grant Programs
Fiscal Year Ending 6/30/2017 - as of 6/30/2017

Index * Program	** Fund	*** Department	Prior Year Encumbrance / Carryover	Amended Budget / Lapses	Year to Date Expended	Current Encumbrance 06/30/2017	Balance Available	% of Budget Available
065	* MANAGEMENT INFORMATION SYSTEMS		12,160	0	0	0	12,160	100.0 %
Fund	** SPECIAL REVENUE FUND		12,160	0	0	0	12,160	100.0 %
Dept	*** Management		12,160	0	0	0	12,160	100.0 %
Prosecuting Attorney								
156625	JUSTICE REINVEST INITIATIVE		12,905				12,905	100.0 %
166871	VICTIM/WITNESS ASSISTANCE PRG		13,355	(6,487)	6,867		1	0.0 %
166877	SOH GRANT-IN-AID		101,148		70,146		31,002	30.7 %
176871	VICTIM/WITNESS ASSISTANCE PRG			61,621	59,528		2,093	3.4 %
176872	CAREER CRIMINAL PROGRAM			137,499	137,499			0.0 %
081	* PROSECTORS STATE GRANTS		127,408	192,633	274,040	0	46,001	14.4 %
156608	E BYRNE MEMORIAL JAG FY15		57,488				57,488	100.0 %
156623	HIGHWAY SAFETY GRANT		1,052	(478)	574			0.0 %
166835	SPCL NEEDS ADVOCACY PRG		80,642	(77,435)	3,207			0.0 %
166836	ASSET FORFEITURES PROGRAM		39,055		38,845		210	0.5 %
166873	DEFENDANT/WITNESS TRIAL PRG		79,368		41,200	938	37,230	46.9 %
166874	PROSECUTORS TRAINING PRG		50,000				50,000	100.0 %
166875	HIGHWAY SAFETY/IMPAIRED DRVG		7,012	2,000	6,198		2,814	31.2 %
166876	HIGHWAY SAFETY/TRAFFIC RECORDS		3,817	6,625	5,938		4,504	43.1 %
176835	SPCL NEEDS ADVOCACY PRG			312,000	303,583		8,417	2.7 %
176860	SPCL NEEDS ADVOC SUPPLEMENTAL			692,175	78,769	180,387	433,019	62.6 %
176878	DPA 2017 TRAFFIC RECORDS			7,005	227		6,778	96.8 %
176879	DOMESTIC VIOLENCE INVESTIGATIO			53,382	53,382			0.0 %
176880	MAUI PROSECUTORS OFFICE			21,469	6,923		14,546	67.8 %
082	* PROSECUTORS SH/FEDERAL GRANTS		318,434	1,016,743	538,846	181,325	615,006	46.1 %
Fund	** SPECIAL REVENUE FUND		445,842	1,209,376	812,886	181,325	661,007	39.9 %
Dept	*** Prosecuting Attorney		445,842	1,209,376	812,886	181,325	661,007	39.9 %
Finance								
166724	STATE DISABILITY & COMM		11,504	(11,504)				-
166727	STATE IDENTIFICATION PROGRAM		577		445		132	22.9 %

County of Maui
Statement of Appropriations and Expenditures
Grant Programs
Fiscal Year Ending 6/30/2017 - as of 6/30/2017

Index		Prior Year	Amended	Year	Current	Balance	% of	
* Program	** Fund	*** Department	Encumbrance / Carryover	Budget / Lapses	to Date Expended	Encumbrance 06/30/2017	Available	Budget Available
176724		STATE DISABILITY & COMM		11,504			11,504	100.0 %
176725		COMML DRIVER'S LICENSE FY17		506,040	505,179	861		0.0 %
176726		PERIODIC MTR VEH INSPTN FY17		444,982	444,981		1	0.0 %
176727		STATE IDENTIFICATION PROGRAM		192,786	192,787		(1)	(0)%
176728		STATE MOTOR VEH REGISTRATION		310,068	310,068			0.0 %
150	*	MOTOR VEHICLE/LICENSE PROGRAM	12,081	1,453,876	1,453,460	861	11,636	0.8 %
Fund	**	SPECIAL REVENUE FUND	12,081	1,453,876	1,453,460	861	11,636	0.8 %
Dept	***	Finance	12,081	1,453,876	1,453,460	861	11,636	0.8 %
Planning								
106205		EDA ECONOMIC ADJUSTMNT ASSTNCE	1,200,000				1,200,000	100.0 %
190	*	PLANNING PROGRAM	1,200,000	0	0	0	1,200,000	100.0 %
136258		COASTAL ZONE MANAGEMENT PRG	25,436				25,436	100.0 %
156802		CERTIFIED LOCAL GOVT PRG	22,500		8,677		13,823	61.4 %
166801		COASTAL ZONE MANAGEMENT FY16	153,849	(9,517)	144,332			0.0 %
176801		COASTAL ZONE MANAGEMENT FY17		373,276	218,498		154,778	41.5 %
195	*	PLANNING -STATE GRANTS	201,785	363,759	371,507	0	194,037	34.3 %
Fund	**	SPECIAL REVENUE FUND	1,401,785	363,759	371,507	0	1,394,037	79.0 %
Dept	***	Planning	1,401,785	363,759	371,507	0	1,394,037	79.0 %
Police								
166829		HC&S COMMUNITY INITIATIVE		3,000			3,000	100.0 %
260	*	POLICE ADMINISTRATION PROGRAM	0	3,000	0	0	3,000	100.0 %
126365		FED EQT/SHARING FORFEITURE POL	864				864	100.0 %
136365		FED EQT/SHARING FORFEITURE POL	135				135	100.0 %
196365		FED.JUSTICE POLICE FORFEITURES	19,047	282,237	238,867	53,865	8,553	2.8 %
262	*	POLICE FORFEITURES	20,046	282,237	238,867	53,865	9,552	3.2 %
126550		MARIJUANA ERADICATION DEA 2002	1,035		1,035			0.0 %
136910		HI INTRAGENCY MOBLE POLICE 02	2,507				2,507	100.0 %
146550		MARIJUANA ERADCTN DEA 2003-51	5,932		5,932			0.0 %

County of Maui
Statement of Appropriations and Expenditures
Grant Programs
Fiscal Year Ending 6/30/2017 - as of 6/30/2017

Index		Prior Year	Amended	Year	Current	Balance	% of	
* Program	** Fund	*** Department	Encumbrance / Carryover	Budget / Lapses	to Date Expended	Encumbrance 06/30/2017	Available	Budget Available
146553		DOMESTIC CANNABIS DEA 2004-53	12,939	(12,939)				-
156910		HI INTERAGENCY MOBILE POLICE03	4,279				4,279	100.0 %
166844		HIGH INTENSITY DRUG TRAFFICKIN	11,368	19,500	30,868			0.0 %
166846		E BYRNE MEMORIAL JAG	78,309		78,309			0.0 %
166856		DRUG ENFORCEMENT AGENCY	62,946		62,946			0.0 %
176844		HIGH INTENSITY DRUG TRAFFICKIN		124,175	112,522		11,653	9.4 %
176854		FY16 JAG PROGRAM		115,978			115,978	100.0 %
176856		DRUG ENFORCEMENT AGENCY		45,000			45,000	100.0 %
263		* POLICE FEDERAL GRANTS	179,315	291,714	291,612	0	179,417	38.1 %
126340		PROHIBITING ALCOHOL SALES TO M	4,315	(4,414)	(99)			0.0 %
126908		TRAINING GRANTS-SOH VARIOUS	252,387				252,387	100.0 %
136301		STATE E911 WIRELESS COMMISSIO	118,070		(1,180)		119,250	101.0 %
136902		TRAINING GRANTS FY2013	72,776				72,776	100.0 %
146026		TRAINING GRANTS FY2014	72,125				72,125	100.0 %
156024		TRAINING GRANTS FY2015	91,999				91,999	100.0 %
156030		STATE E911 WIRELESS COMMISSION	174,382				174,382	100.0 %
156035		PROHIBIT TOBACCO SALES TO M	5,324	(5,324)				-
166830		STATE E911 WIRELESS COMMISSION	376,891		36,557		340,334	90.3 %
166831		TRAINING GRANTS FY2016	75,989		(4,005)	1,295	78,700	103.6 %
166832		911 EMS DISPATCH COMMUNICATION	22,351	(7,176)	15,175			0.0 %
166834		KALO PROGRAM	438		438			0.0 %
176832		911 EMS DISPATCH COMMUNICATION		376,866	358,620		18,246	4.8 %
176834		KALO PROGRAM		89,000	81,473		7,527	8.5 %
176846		STATE E911 WIRELESS COMMISSION		2,600,000	1,228,691	1,054,239	317,070	12.2 %
176852		PROHIBIT TOBACCO SALES TO M		8,000	5,654		2,346	29.3 %
264		* POLICE STATE GRANTS	1,267,047	3,056,952	1,721,324	1,055,534	1,547,142	35.8 %
136900		PUBLIC HSG DRUG ELIMTN RSS0301	6,364				6,364	100.0 %
146045		VIOLENCE AGAINST WOMEN ACT	10,997		8,884		2,113	19.2 %
166509		POLICE AGAINST STREET SALES06	423				423	100.0 %
166833		DOMESTIC VIOLENCE:STRANGULATIO	32,393		29,507	2,885	1	0.0 %
166837		MPD TRAFFIC SERVICES	5,922				5,922	100.0 %

County of Maui
Statement of Appropriations and Expenditures
Grant Programs
Fiscal Year Ending 6/30/2017 - as of 6/30/2017

Index		Prior Year	Amended	Year	Current	Balance	% of	
* Program	** Fund	*** Department	Encumbrance / Carryover	Budget / Lapses	to Date Expended	Encumbrance 06/30/2017	Available	Budget Available
166838	MPD TRAFFIC DATA RECORDS		17,358		7,607		9,751	56.2 %
166839	MPD SPEED ENFORCEMENT		43,773		35,005		8,768	20.0 %
166840	MPD ROADBLOCK PROGRAM		195,646		147,777		47,868	24.5 %
166841	DISTRACTED DRIVING ENFORCEMENT		6,198		2,740		3,458	55.8 %
166843	MPD SEAT BELT PROGRAM		93,715		11,458		82,257	87.8 %
166845	MPD CHILD RESTRAINT PRG		58,752		10,324		48,428	82.4 %
166847	HAWAII NARCOTICS TASK FORCE		25,147		24,984		163	0.6 %
166848	SW MARIJUANA ERADICATION		35,463		34,378		1,085	3.1 %
166849	BODY WORN CAMERA IMPL PRJ		109,191	37,500	101,982		44,709	30.5 %
166855	SEX ASSAULT		52,878		30,484		22,394	42.4 %
166857	POSITIVE OUTREACH INTERVENTION		74,615		74,617		(2)	(0)%
166858	PC FORENSIC SCIENCES IMPRV ACT		7,410		7,410			0.0 %
176837	MPD TRAFFIC SERVICES			90,012	34,268		55,744	61.9 %
176838	MPD TRAFFIC DATA RECORDS			86,215	18,353		67,862	78.7 %
176839	MPD SPEED ENFORCEMENT			147,690	92,626	15,375	39,689	26.9 %
176840	MPD ROADBLOCK PROGRAM			355,021	169,038		185,983	52.4 %
176841	DISTRACTED DRIVING ENFORCEMENT			57,601	21,601		36,000	62.5 %
176842	HAWAII NARCOTICS TASK FORCE			23,897	8,940		14,957	62.6 %
176843	MPD SEAT BELT PROGRAM			112,170	31,914		80,256	71.5 %
176845	MPD CHILD RESTRAINT PRG			72,100	15,585		56,515	78.4 %
176848	SW MARIJUANA ERADICATION			35,501	1,080		34,421	97.0 %
176857	POSITIVE OUTREACH INTERVENTION			85,263	1,218	923	83,122	97.5 %
265	* POLICE STATE/FEDERAL GRANTS		776,245	1,102,970	921,780	19,183	938,251	49.9 %
Fund	** SPECIAL REVENUE FUND		2,242,653	4,736,873	3,173,583	1,128,582	2,677,362	38.4 %
Dept	*** Police		2,242,653	4,736,873	3,173,583	1,128,582	2,677,362	38.4 %
Fire and Public Safety								
106033	VOLUNTEER FIRE ASSTNCE DLNR10		180		180			0.0 %
106047	EMS (FIRE)TRAINING (PVT)IAAI		1,276	12	1,288			0.0 %
106049	FIRE/LEPC (DOH) HMEP		9,315	45,104	7,797		46,622	85.7 %
116033	VOLUNTEER FIRE ASSTNCE DLNR11		1,432		1,432			0.0 %

County of Maui
Statement of Appropriations and Expenditures
Grant Programs
Fiscal Year Ending 6/30/2017 - as of 6/30/2017

Index		Prior Year	Amended	Year	Current	Balance	% of	
* Program	** Fund	*** Department	Encumbrance / Carryover	Budget / Lapses	to Date Expended	Encumbrance 06/30/2017	Available	Budget Available
116046	MFD EQUIPMENT PURCHASE	EMO1-04	163		163			0.0 %
116047	PRIVATE DONATIONS-FIRE DEPT		20,200				20,200	100.0 %
116090	HAZARDOUS MATRLS(HMEP) GRNT11		147,618	(150,450)	(2,832)			0.0 %
136046	MFD EQUIPMNT PURCHASE/CPS PRGR				(77)		77	-
146049	WELLNESS/FITNESS FIRE ACT GRNT		1,000	(4,000)	(3,000)			0.0 %
146104	NHTSA MFD PNEUMATIC STRUTS		153				153	100.0 %
156055	FIRE SAFETY HSE-EMW2003FP01732		3,452		3,452			0.0 %
166057	FIRE INOPERABLITY GRT FE15141		96		96			0.0 %
166731	VOL FIRE ASSISTANCE GRANT FY16		10,000				10,000	100.0 %
166732	LOWALU FIRE BRK COMP WUI		3,288		1,973		1,315	40.0 %
176733	FY15 ASSISTANCE TO FIRF GRANTS			527,046		469,497	57,549	10.9 %
186033	USDA RURAL 1ST RESPNDR LANAI		9,083				9,083	100.0 %
186034	USDA RURAL 1ST RESPNDR MOLOKAI		3,548				3,548	100.0 %
196050	FIRE TRAINING GRANT (CHEVRON)			3,548	3,548			0.0 %
196051	FIREFIGHTERS CHARTABLE FNDATN		550				550	100.0 %
196055	FEMA FIRE TRAINING FUNDS		10,084		3,746		6,338	62.9 %
220	* FIRE CONTROL ADMIN/MAINT PROG		221,438	421,260	17,766	469,497	155,435	24.2 %
126057	FEMA-1967-DR-HI-TSUNAMI MFD		16,631	(16,631)				-
240	* FIRE RESCUE OPERATIONS PROGRAM		16,631	(16,631)	0	0	0	-
176820	MAKENA LIFEGUARD SERVICES			606,469	588,357	18,049	63	0.0 %
252	* OCEAN SAFETY PROGRAM		0	606,469	588,357	18,049	63	0.0 %
Fund **	SPECIAL REVENUE FUND		238,069	1,011,098	606,123	487,546	155,498	12.4 %
Dept ***	Fire and Public Safety		238,069	1,011,098	606,123	487,546	155,498	12.4 %
Emergency Management Agency								
126051	FFY11 STATEWIDE OUTREACH/CCP		9,788	(9,788)				-
126053	FFY11 ST HOMELAND SECURITY PRG		11,280				11,280	100.0 %
126054	DISASTER PREPAREDNESS TRAIN-TH		19,957				19,957	100.0 %
136056	INTEROPERABLE ER COMMUNICATION		19,000				19,000	100.0 %
136058	EMERGENCY MGT PERFORMANCE GRT		85,000				85,000	100.0 %
156201	ST HOMELAND SECURITY		274,250	394	274,643			0.0 %

County of Maui
Statement of Appropriations and Expenditures
Grant Programs
Fiscal Year Ending 6/30/2017 - as of 6/30/2017

Index		Prior Year	Amended	Year	Current	Balance	% of	
* Program	** Fund	*** Department	Encumbrance / Carryover	Budget / Lapses	to Date Expended	Encumbrance 06/30/2017	Available	Budget Available
156203		CITIZENS CORPS PRG	1,440	(1,440)				-
166702		ST HOMELAND SECURITY	609,185		492,442	18,616	98,127	16.1 %
176701		EMERGENCY MGT PERFORMANCE GRT		100,000	99,982		18	0.0 %
176702		ST HOMELAND SECURITY		589,800	19,309	12,607	557,884	94.6 %
210	*	CIVIL DEFENSE PROGRAM	1,029,900	678,966	886,376	31,223	791,266	46.3 %
Fund	**	SPECIAL REVENUE FUND	1,029,900	678,966	886,376	31,223	791,266	46.3 %
Dept	***	Emergency Management Agency	1,029,900	678,966	886,376	31,223	791,266	46.3 %
Housing and Human Concerns								
136805		CHILDCARE DEVELOPMENT			(48,273)		48,273	-
303	*	HUMAN CONCERN - YOUTH/IMMGRNT	0	0	(48,273)	0	48,273	--
116718		HOME FFY10 ADMINISTRATION	436	(436)				-
126735		HOME FFY11 ADMINISTRATION	1,395	(1,395)				-
137731		SEC 8 HSG ADMIN PRG FY2013	45			45		0.0 %
147481		SEC 8 HOUSING ADMIN FY2014	198,283			148	198,135	99.9 %
156447		HOME FFY14 KULAMALU REPRG	21,161		21,161			0.0 %
156449		HOME FFY14 ADMINISTRATION	105,534	12,788	45,879	698	71,744	60.6 %
156450		HOME FFY14 KULAMALU AH PRJ	1,944,612		1,920,093	24,519		0.0 %
157481		SEC 8 HOUSING ADMIN FY15	1,417			1,262	155	10.9 %
166714		HOME FFY04 ADMINISTRATION	53	(53)				-
167480		SEC 8 HOUSING VOUCHER FY16	429,366	(19,436)	407,890		2,040	0.5 %
167481		SEC 8 HOUSING ADMIN FY16	145,930		142,407	3,522		0.0 %
167482		FSS COORDINATOR GRANT	40,043		15,664		24,379	60.9 %
177480		SEC 8 HOUSING VOUCHER FY17		18,140,258	18,125,177		15,081	0.1 %
177481		SEC 8 HOUSING ADMIN FY17		1,537,024	1,366,150	1,855	169,019	11.0 %
177712		SEC.8 FAMILY SELF-SUFFICIENT	84,158	31,888	5,753		110,293	95.0 %
196718		HOME FFY08 ADMINISTRATION	1,614	(1,614)			1	-
197741		SEC8 HSG ASST PYMTS(HAP)-NRA	354,605	231,187	6,670		579,122	98.9 %
197751		SEC8 HSG ASST PYMTS(ADM)-NRA	1,075,584	(46,922)			1,028,662	100.0 %
310	*	HOUSING PROGRAM	4,404,236	19,883,289	22,056,844	32,049	2,198,631	9.1 %
116224		HI MENTL HLTH TRNSFRM SIG	24,000	(24,000)				-

County of Maui
Statement of Appropriations and Expenditures
Grant Programs
Fiscal Year Ending 6/30/2017 - as of 6/30/2017

Index		Prior Year	Amended	Year	Current	Balance	% of	
* Program	** Fund	*** Department	Encumbrance / Carryover	Budget / Lapses	to Date Expended	Encumbrance 06/30/2017	Available	Budget Available
116602	AGING/DSABLT	RSRC CTR 2010N	4,876	(4,246)	630			0.0 %
116608	ARRA09	HEALTHY AGING PARTNRSH	511		511			0.0 %
116613	AGING TIII	DHHS FY11 MA201103	190			190		0.0 %
116614	ELDER ABUSE	RELATED SVCS FY11	3,664		3,664			0.0 %
116647	EOA/DOH	MA.KC.FB10-11.A FY11	3,339		3,339			0.0 %
126602	AGING/DSABLT	RSRC CTR 2010N	8,684				8,684	100.0 %
126609	ARRA09	HEALTHY AGING PARTNRSH	2,260		2,260			0.0 %
126613	AGING TIII	DHHS FY12	486		486			0.0 %
126643	MENTAL HEALTH	TRANSFORM GRT	16				16	100.0 %
136613	AGING TITLE	III PROGRAMS	659		659			0.0 %
136647	KUPUNA CARE	PROGRAM	203		203			0.0 %
146402	ELDER ABUSE	PREVENTION SF14	1				1	100.0 %
146428	CARE TRANSITIONS	PROGRAM	183,162	(177,324)	5,838			0.0 %
156401	KUPUNA CARE	PROGRAM	1		1			0.0 %
156402	ELDER ABUSE	PREVENTION SY15	12,804		12,803		1	0.0 %
156427	AGING TITLE	III PRGS	30,213		10,904	12,458	6,850	22.7 %
156429	AGING & DISABILITY	RESOURCE	368,901	306,861	325,499	22,705	327,559	48.5 %
156431	PRIVATE DONATION	MATSON	1,000				1,000	100.0 %
156433	VOLUNTARY	CONTRIBUTIONS	20,000				20,000	100.0 %
156440	HEALTHY AGING	PARTNERSHIP	152,987		141,121		11,866	7.8 %
156443	HEALTHY AGING	VOL CONTRIB	4,874	17,773	6,796		15,851	70.0 %
166741	KUPUNA CARE	PROGRAM	257,061		188,222		68,839	26.8 %
166769	AGING TITLE	III PRGS	306,164	1,842	295,890		12,116	3.9 %
166770	KUPUNA CARE	VOL CONTRIB	200				200	100.0 %
166772	NUTRITION	SVCS INCENTIVE	88,347	292	88,639			0.0 %
166773	ELDER ABUSE	PREVENTION SY16	26,492		24,501		1,991	7.5 %
176741	KUPUNA CARE	PROGRAM		1,026,589	502,992	116,938	406,659	39.6 %
176769	AGING TITLE	III PRGS		743,889	387,689	36,728	319,472	42.9 %
176772	NUTRITION	SVCS INCENTIVE		61,076			61,076	100.0 %
176773	ELDER ABUSE	PREVENTION SY17		26,492	2,806		23,686	89.4 %
316	*	AGING STATE/FEDERAL/PVT GRANTS	1,501,095	1,979,244	2,005,453	189,019	1,285,867	36.9 %

County of Maui
Statement of Appropriations and Expenditures
Grant Programs
Fiscal Year Ending 6/30/2017 - as of 6/30/2017

Index		Prior Year	Amended	Year	Current	Balance	% of	
* Program	** Fund	*** Department	Encumbrance / Carryover	Budget / Lapses	to Date Expended	Encumbrance 06/30/2017	Available	Budget Available
166774		STRATEGIC PREVENTION FRAMEWRK	110,000	110,000	48,827	115,963	55,210	25.1 %
318	*	HUMAN CONCERNS STATE/FEDERAL	110,000	110,000	48,827	115,963	55,210	25.1 %
116752		I&A OUTREACH AGING 00/01	597		597			0.0 %
126605		RSVP 2002 DVSA 61523 P74-4101		(1,730)	(1,730)			0.0 %
126738		MSC LEISURE FY2012	30,488	135	6,806	14,431	9,386	30.7 %
136738		LEISURE ACTIVITIES FY13	3,532		3,532			0.0 %
146405		LEISURE ACTIVITIES FY14	51,203				51,203	100.0 %
156405		LEISURE ACTIVITIES FY15	67,421		19,063		48,358	71.7 %
166757		A&B KOKUA GIVING CONTRIB	9,611		9,611			0.0 %
166759		CONGREGATE MEALS NSIP FY16	42,822		42,822			0.0 %
166761		HOME DELIVERED MEALS NSIP FY16	45,525	292	45,817			0.0 %
166763		LEISURE ACTIVITIES FY16	102,215	(10,793)	6,199		85,223	93.2 %
166768		MATSON FOUNDATION CONTRIB	2,000				2,000	100.0 %
166771		RSVP RETIRED & SR VOL PRG	53,995	3,500	57,495			0.0 %
176738		MSC LEISURE ACTIVITY FY07	2,557		2,557			0.0 %
176757		ELDERLY LUNCH-A&B KOKUA		20,000	17,187		2,813	14.1 %
176758		ASSTD TRANSPORT PVT CONTRIB		16,106	16,106			0.0 %
176759		CONGREGATE MEALS NSIP FY17		30,538	12,485		18,053	59.1 %
176760		CONGREGATE MLS PVT DONATION		89,700	89,700			0.0 %
176761		HOME DELIVERED MEALS NSIP FY17		30,538			30,538	100.0 %
176762		HOME DEL MEALS PVT DONATION		98,244	98,243		1	0.0 %
176763		LEISURE ACTIVITIES FY17		121,489	19,127		102,362	84.3 %
176764		ASSIST TRANSPORT-KUPUNA		117,971	117,970		1	0.0 %
176765		CONGREGATE MEALS TITTLE III		115,357	115,356		1	0.0 %
176766		HOME DELIVERED MEALS KUPUNA		92,334	92,334			0.0 %
176767		HOME DELIVERED MLS TITLE III		100,458	100,458			0.0 %
176771		RSVP RETIRED & SR VOL PRG		65,850	14,974	1,449	49,427	75.1 %
186751		ASSISTED TRANSPORTN SH POS08	33,771			28,948	4,823	14.3 %
325	*	H/C SENIOR SERVICES DIVISION	445,737	889,989	886,709	44,828	404,189	30.3 %
Fund	**	SPECIAL REVENUE FUND	6,461,068	22,862,522	24,949,560	381,859	3,992,170	13.6 %

County of Maui
Statement of Appropriations and Expenditures
Grant Programs
Fiscal Year Ending 6/30/2017 - as of 6/30/2017


Index * Program ** Fund *** Department	Prior Year Encumbrance / Carryover	Amended Budget / Lapses	Year to Date Expended	Current Encumbrance 06/30/2017	Balance Available	% of Budget Available
Dept *** Housing and Human Concerns	6,461,068	22,862,522	24,949,560	381,859	3,992,170	13.6 %
Parks and Recreation						
116213 ST/HI WM STDM PA SYS SLH2010	145,000	(145,000)				-
126218 ST/HI NAHIKU COMMUNITY CENTER	250,000			250,000		0.0 %
146508 WAR MEMORIAL STADIUM	829,855				829,855	100.0 %
156503 MAKENA LIFEGUARD SERVICES	87		87			0.0 %
166795 PLAY & LEARN SESSIONS (PALS)	26,004				26,004	100.0 %
166820 MAKENA LIFEGUARD SERVICES	288,510		288,510			0.0 %
176795 PLAY & LEARN SESSIONS (PALS)		100,000	75,216		24,784	24.8 %
361 * PARKS STATE GRANTS	1,539,456	(45,000)	363,813	250,000	880,643	58.9 %
Fund ** SPECIAL REVENUE FUND	1,539,456	(45,000)	363,813	250,000	880,643	58.9 %
Dept *** Parks and Recreation	1,539,456	(45,000)	363,813	250,000	880,643	58.9 %
Public Works						
116502 FHWA PROJS STATE REVIEWS	44,956	33,961	69,908		9,008	11.4 %
146660 FHWA VARIOUS PROJECTS COUNTY	4,769				4,769	100.0 %
442 * DPW STATE/FEDERAL ENGINEERING	49,725	33,961	69,908	0	13,777	16.5 %
Fund ** SPECIAL REVENUE FUND	49,725	33,961	69,908	0	13,777	16.5 %
Dept *** Public Works	49,725	33,961	69,908	0	13,777	16.5 %
Transportation						
126280 FTA RURAL TRNST ASSTNCE FFY12	13,645	(14,513)	(868)			0.0 %
136279 FTA#5309 FORMULA FUNDS PRG	1,835,687		1		1,835,686	100.0 %
136802 FTA5309 LIVABILITY PRG FY13	20,286				20,286	100.0 %
146800 FTA SEC5311 NON-URBANIZED AREA	95,718		95,718			0.0 %
146802 FTA RURAL TRNST ASST - RTAP	1,104				1,104	100.0 %
146804 FTA PLANNING PROGRAM 5305 (e)	2,274		(1,543)		3,817	167.9 %
166906 FTA SEC5305 METROPOLITAN TRANS	200,000	96,628	143,543	4,785	148,300	50.0 %
176908 FTA SEC5339 BUS/BUS FAC FORM		998,734	70,528	733,526	194,680	19.5 %
176909 FTA SEC5311 NON-URBANIZED		540,000	522,101		17,899	3.3 %
176911 FHWA MAUI METRO PLANNING ORG		188,317			188,317	100.0 %

County of Maui
Statement of Appropriations and Expenditures
Grant Programs
Fiscal Year Ending 6/30/2017 - as of 6/30/2017

Index * Program ** Fund *** Department	Prior Year Encumbrance / Carryover	Amended Budget / Lapses	Year to Date Expended	Current Encumbrance 06/30/2017	Balance Available	% of Budget Available
650 * TRANSPORTATION	2,168,714	1,809,166	829,480	738,311	2,410,089	60.6 %
Fund ** SPECIAL REVENUE FUND	2,168,714	1,809,166	829,480	738,311	2,410,089	60.6 %
Dept *** Transportation	2,168,714	1,809,166	829,480	738,311	2,410,089	60.6 %
Environmental Management						
136038 W MAUI RECYCLED WTR SYSTEM EXP	671,000				671,000	100.0 %
146906 HYATT/W MAUI RECYCLED WATER	501,237				501,237	100.0 %
146907 STARWOOD/W MAUI RECYCLED WATER	1,863,840				1,863,840	100.0 %
550 * WASTEWATER ADMIN PROGRAM	3,036,077	0	0	0	3,036,077	100.0 %
116851 GLASS RECOVERY DOH ASO#11-005	3,250				3,250	100.0 %
146903 ELECTRONIC DEVICE RECYCLING		(1)	(1)			0.0 %
156854 DEP BEVERAGE CONTAINR DOH-MOL	11,824	(11,824)				-
156900 USED MOTOR OIL COLLECTION FY15	2,208	6,952	9,160			0.0 %
156907 GLASS RECOVERY PROGRAM	49,360	(7,462)	41,898			0.0 %
166709 ADVANCE GLASS DISPOSAL FEE	27,667		27,667			0.0 %
166710 ELECTRONIC DEVICE RECYCLING		(582)	(582)			0.0 %
176886 USED OIL RECOVERY07 ASO06145#2	339	(339)				-
176907 GLASS RECOVERY PROGRAM		99,100	99,100			0.0 %
625 * SOLIDWASTE STATE FUNDS GLASS	94,648	85,844	177,242	0	3,250	1.8 %
Fund ** SPECIAL REVENUE FUND	3,130,725	85,844	177,242	0	3,039,327	94.5 %
Dept *** Environmental Management	3,130,725	85,844	177,242	0	3,039,327	94.5 %
Grand Total	21,567,325	40,884,100	40,177,857	4,372,730	17,900,838	28.7 %

III. Expenditures

III.C. Revolving / Special Programs



County of Maui
Statement of Appropriations and Expenditures
Revolving/Special Programs
Fiscal Year Ending 6/30/2017 - as of 6/30/2017

Index		Prior Year	Amended	Year	Current	Balance	% of	
* Program	** Fund	*** Department	Encumbrance / Carryover	Budget / Lapses	to Date Expended	Encumbrance 06/30/2017	Available	Budget Available
Office of the Mayor								
101400	OPEN SPACE/NAT&CULT	RSRC/SCENC	5,818,917	10,224,500	9,500,000		6,543,417	40.8 %
101402	EMERGENCY FUND		23,796,053	5,910,327	5,910,327		23,796,053	80.1 %
101412	SEPT2016 FLOODING EVENT			5,910,327	1,227,744	398,687	4,283,896	72.5 %
030	* OFFICE OF MAYOR ADMIN PROGRAM		29,614,970	22,045,154	16,638,071	398,687	34,623,366	67.0 %
101095	RECYCLING GRANT LOAN REVOLVING		127				127	100.0 %
101404	ECONOMIC DEVELOPMENT REVOLVING		20,000				20,000	100.0 %
101405	ECON DEV-UPTOWN SERVICE INC		170,000			170,000		0.0 %
101406	ECON DEV-MAUI INNOVTN GRP INC		15,000		15,000			0.0 %
101408	ECON DEV-AUMAKUA HOLDINS, INC		55,000		55,000			0.0 %
040	* MAYOR ADMIN ECONOMIC DEV PRGMS		260,127	0	70,000	170,000	20,127	7.7 %
Fund	** SPECIAL REVENUE FUND		29,875,097	22,045,154	16,708,071	568,687	34,643,493	66.7 %
Dept	*** Office of the Mayor		29,875,097	22,045,154	16,708,071	568,687	34,643,493	66.7 %
Finance								
101002	POST-EMPLOYMENT BENEFITS-OPEB		229,831				229,831	100.0 %
170	* COUNTY WIDE COSTS PROGRAM		229,831	0	0	0	229,831	100.0 %
Fund	** SPECIAL REVENUE FUND		229,831	0	0	0	229,831	100.0 %
Dept	*** Finance		229,831	0	0	0	229,831	100.0 %
Police								
101060	ALARM SYSTEM REVOLVING FUND			113,410	40,098		73,312	64.6 %
280	* UNIFORMED PATROL SERVICES PROG		0	113,410	40,098	0	73,312	64.6 %
Fund	** SPECIAL REVENUE FUND		0	113,410	40,098	0	73,312	64.6 %
Dept	*** Police		0	113,410	40,098	0	73,312	64.6 %
Fire and Public Safety								
101063	FIRE HAZARD REMOVAL REVOLVING		3,394	(3,394)				-
230	* FIRE CONTROL TRAINING PROGRAM		3,394	(3,394)	0	0	0	--
101075	FIRE PLAN REVIEW FEES		682,245		312,698		369,547	54.2 %

County of Maui
Statement of Appropriations and Expenditures
Revolving/Special Programs
Fiscal Year Ending 6/30/2017 - as of 6/30/2017

Index * Program ** Fund *** Department	Prior Year Encumbrance / Carryover	Amended Budget / Lapses	Year to Date Expended	Current Encumbrance 06/30/2017	Balance Available	% of Budget Available
101075A FIRE PLAN REVIEW FEES SALARIES		159,141	159,141			0.0 %
101075B FIRE PLAN REVIEW FEES OPERTN	35,579	112,598	148,177			0.0 %
101075C FIRE PLAN REVIEW FEES EQUIPMNT	36,430	(26,349)	10,081			0.0 %
250 * FIRE PREVENTION PROGRAM	754,254	245,390	630,097	0	369,547	37.0 %
Fund ** SPECIAL REVENUE FUND	757,648	241,996	630,097	0	369,547	37.0 %
Dept *** Fire and Public Safety	757,648	241,996	630,097	0	369,547	37.0 %
Liquor Control						
101139 LIQUOR EDUCATION FUNDS	355,832	(10,500)	114,910	22,598	207,825	60.2 %
200 * LIQUOR CONTROL GENERAL PROG	355,832	(10,500)	114,910	22,598	207,825	60.2 %
Fund ** SPECIAL REVENUE FUND	355,832	(10,500)	114,910	22,598	207,825	60.2 %
Dept *** Liquor Control	355,832	(10,500)	114,910	22,598	207,825	60.2 %
Housing and Human Concerns						
101025 ANIMAL MANAGEMENT REVOLVING	162,537	14,173	4,298	46,700	125,712	71.1 %
300 * HSG & HUMAN CONCERNS ADM PROG	162,537	14,173	4,298	46,700	125,712	71.1 %
101001 AFFORDABLE HSG FUND-CW	8,859,361	10,713,303	8,342,498	4,972	11,225,195	57.4 %
101004 AFFORDABLE HSG FND-WEST MAUI	3,909,037				3,909,037	100.0 %
101012 AFF HSG FND-901 LWR MN HABITAT		469,696	469,696			0.0 %
101013 AFFORDABLE HOUSING- KULAMALU	9,149,537		7,172,893	1,976,644		0.0 %
101016 LANAI AHP PHASE I		2,000,000	24,500		1,975,500	98.8 %
101017 KAUNOA SR SVCS LEISURE PRG RF	171,200	362,415	163,829	11,701	358,084	67.1 %
101021 AFFD'LE HSG-NA HALE O MAUI	780,000		780,000			0.0 %
101022 NA HALE O MAUI KAHOMA PRJ		660,000	250,128	409,872		0.0 %
101023 ARC OF MAUI GRP HM REHAB PRJ		290,430	177,353	113,078		0.0 %
101027 ALOHA HOUSE CLN & SOBER ACQ		450,000	450,000			0.0 %
101029 HALE MAHAOLU EWALU PH1 PRJ		2,500,000	1,327,861	1,172,139		0.0 %
101030 HOUSING SEC.8 CERTIFICATE	5,735				5,735	100.0 %
101031 HABITAT FOR HM-KAHOMA PRJ		1,500,000	973,869	526,131		0.0 %
101055 HOUSING SEC.8 VOUCHER PROGRAM	17,755				17,755	100.0 %
101089 RENTAL HOUSING REVOLVING	52,775				52,775	100.0 %

County of Maui
Statement of Appropriations and Expenditures
Revolving/Special Programs
Fiscal Year Ending 6/30/2017 - as of 6/30/2017


Index * Program ** Fund *** Department	Prior Year Encumbrance / Carryover	Amended Budget / Lapses	Year to Date Expended	Current Encumbrance 06/30/2017	Balance Available	% of Budget Available
310 * HOUSING PROGRAM	22,945,400	18,945,844	20,132,627	4,214,537	17,544,081	41.9 %
101246 MOLOKAI AG LOAN PROGRAM	281,838	(109,677)			172,160	100.0 %
320 * HUMAN CONCERNS PROGRAM	281,838	(109,677)	0	0	172,160	100.0 %
Fund ** SPECIAL REVENUE FUND	23,389,775	18,850,340	20,136,925	4,261,237	17,841,953	42.2 %
951730 KOMOHANA HALE INVESTMENTS		102,388	102,388			0.0 %
310 * HOUSING PROGRAM	0	102,388	102,388	0	0	0.0 %
Fund ** ENTERPRISE FUND	0	102,388	102,388	0	0	0.0 %
Dept *** Housing and Human Concerns	23,389,775	18,952,728	20,239,313	4,261,237	17,841,953	42.1 %
Parks and Recreation						
410903 MAK/PUKALANI/KULA PARKS ASSESS		100,000	100,000			0.0 %
410906 LAHAINA PARKS ASSESSMENT		400,000	400,000			0.0 %
000 * Other expenditures category	0	500,000	500,000	0	0	0.0 %
101401 OCEAN RECREATIONAL ACTIVITY	428,418	10,400		6,000	432,818	98.6 %
340 * PARKS & REC ADMIN PROG	428,418	10,400	0	6,000	432,818	98.6 %
101113 HWY BEAUT CWD/TREE TRIM PROG	738,153	136,278	759,553	24,806	90,072	10.3 %
350 * PARK MAINTENANCE PROGRAM	738,153	136,278	759,553	24,806	90,072	10.3 %
Fund ** SPECIAL REVENUE FUND	1,166,571	646,678	1,259,553	30,806	522,890	28.8 %
Dept *** Parks and Recreation	1,166,571	646,678	1,259,553	30,806	522,890	28.8 %
Public Works						
101116 HWY BEAUT TREE TRIMMING		369,930	296,181	73,750		0.0 %
450 * SPECIAL MAINTENANCE PROGRAM	0	369,930	296,181	73,750	0	0.0 %
101303 PLAN REVIEW REVOLVING LUCA	4,582,832	(26,021)	1,359,754	16,585	3,180,472	69.8 %
101303A PLAN REVIEW REVOLVING SAL		694,990	694,990			0.0 %
101303B PLAN REVIEW REVOLVING OP	392,288	191,877	583,779	385	1	0.0 %
101303C PLAN REVIEW REVOLVING EQ	81,000	108,315	80,984	108,331		0.0 %
101311 SUBDIVISION CONSTRN REVOLVING	399,463			59,738	339,725	85.0 %
101311A SUBDIV CONSTRN REV'G SALARIES	6,000				6,000	100.0 %

County of Maui
Statement of Appropriations and Expenditures
Revolving/Special Programs
Fiscal Year Ending 6/30/2017 - as of 6/30/2017

Index * Program ** Fund *** Department	Prior Year Encumbrance / Carryover	Amended Budget / Lapses	Year to Date Expended	Current Encumbrance 06/30/2017	Balance Available	% of Budget Available
101311B SUBDIV CONSTRN REV'G OPERATION	4,000				4,000	100.0 %
460 * DEVELOPMENT SERVICES ADMINSTRN	<u>5,465,583</u>	<u>969,161</u>	<u>2,719,507</u>	<u>185,039</u>	<u>3,530,198</u>	<u>54.9 %</u>
Fund ** SPECIAL REVENUE FUND	5,465,583	1,339,091	3,015,688	258,789	3,530,198	51.9 %
Dept *** Public Works	<u>5,465,583</u>	<u>1,339,091</u>	<u>3,015,688</u>	<u>258,789</u>	<u>3,530,198</u>	<u>51.9 %</u>
Environmental Management						
101190B COMMUNITY WORK DAY - PROVISIO		216,000	216,000			0.0 %
101191B TEENS ON CALL PAIA BY PASS	455	94,960	95,415			0.0 %
101255 HWY BEAUT-ABAND VEH REVOLV'G		1,365,361	1,365,361			0.0 %
101255A HWY BEAUT-ABAND VEH REV'G SAL		96,422	96,422			0.0 %
101255B HWY BEAUT-ABAND VEH REV'G OPR	<u>29,121</u>	<u>839,131</u>	<u>748,082</u>	<u>120,171</u>		<u>0.0 %</u>
542 * ENV PROTECTION & SUBSTAINABILI	<u>29,576</u>	<u>2,611,874</u>	<u>2,521,280</u>	<u>120,171</u>	<u>0</u>	<u>0.0 %</u>
101253 NASKA PUMP STATION	<u>1,619</u>	<u>(705)</u>			<u>914</u>	<u>100.0 %</u>
550 * WASTEWATER ADMIN PROGRAM	<u>1,619</u>	<u>(705)</u>	<u>0</u>	<u>0</u>	<u>914</u>	<u>100.0 %</u>
Fund ** SPECIAL REVENUE FUND	31,195	2,611,169	2,521,280	120,171	914	0.0 %
Dept *** Environmental Management	<u>31,195</u>	<u>2,611,169</u>	<u>2,521,280</u>	<u>120,171</u>	<u>914</u>	<u>0.0 %</u>
Grand Total	61,271,532	45,939,726	44,529,010	5,262,288	57,419,963	53.6 %

IV. Capital Improvement Program by District

IV. Capital Improvements Program by District



County of Maui
Statement of Appropriations and Expenditures
Capital Improvement Program by District
Fiscal Year Ending 6/30/2017 - as of 6/30/2017

01	Hana Index * Activity ** Program *** District	Prior Year Encumbrance / Carryover	Amended Budget / Lapses	Year to Date Expended	Current Encumbrance 06/30/2017	Balance Available	% of Budget Available
324200	NAHIKU COMMUNITY CENTER	114,121			114,121		0.0 %
92090	* NAHIKU COMMUNITY CENTER	114,121	0	0	114,121	0	0.0 %
367298	NAHIKU COMMUNITY CENTER		191,340	95,168	96,173		0.0 %
96098	* NAHIKU COMMUNITY CENTER	0	191,340	95,168	96,173	0	0.0 %
378337	HANA CIVIC CENTER		50,000			50,000	100.0 %
97037	* HANA CIVIC CENTER	0	50,000	0	0	50,000	100.0 %
903	** Government Facilities	114,121	241,340	95,168	210,294	50,000	14.1 %
331101	NAHIKU COMMUNITY CENTER	279,266			279,266		0.0 %
93001	* NAHIKU COMMUNITY CENTER	279,266	0	0	279,266	0	0.0 %
345301	HELENE HALL IMPROVEMENTS	149,500	(149,500)				-
94001	* HELENE HALL IMPROVEMENT	149,500	(149,500)	0	0	0	- -
345302	NAHIKU COMMUNITY CENTER	475,786			475,786		0.0 %
94002	* NAHIKU COMMUNITY CENTER	475,786	0	0	475,786	0	0.0 %
356401	HANA-KEANAE-KAILUA PARKS	20,565	(290)	9,125	11,150		0.0 %
95001	* HANA-KEANAE-KAILUA PRKS SYSTEM	20,565	(290)	9,125	11,150	0	0.0 %
356402	PA'ANI MAI PARK IMPROVM	216,790		110,229	106,561		0.0 %
95002	* PA'ANI MAI PARK IMPROVEMENTS	216,790	0	110,229	106,561	0	0.0 %
367101	HANA-KEANAE-KAILUA PARKS	377,430		267,854	109,576		0.0 %
96001	* HANA-KEA-KAILUA PARKS SYSTEM	377,430	0	267,854	109,576	0	0.0 %
378338	HANA-KEANAE-KAILUA PARKS		250,000	75,277		174,723	69.9 %
97038	* HANA-KEA-KAILUA PARKS SYSTEM	0	250,000	75,277	0	174,723	69.9 %
378239	HELENE HALL IMPROVEMENTS		50,000		50,000		0.0 %

County of Maui
Statement of Appropriations and Expenditures
Capital Improvement Program by District
Fiscal Year Ending 6/30/2017 - as of 6/30/2017

01	Hana	Prior Year	Amended	Year	Current	Balance	% of
Index	Activity ** Program *** District	Encumbrance	Budget /	to Date	Encumbrance	Available	Budget
* Activity ** Program *** District		/ Carryover	Lapses	Expended	06/30/2017		Available
97039	* HELENE HALL IMPROVEMENTS	0	50,000	0	50,000	0	0.0 %
904	** Parks and Recreation	1,519,337	150,210	462,485	1,032,339	174,723	10.5 %
533110	WAKIU WELL REPLCMT DEVLPT PROJ	6,656		6,656			0.0 %
93074	* WAKIU WELL REPLACEMENT DEVT	6,656	0	6,656	0	0	0.0 %
905	** WATER SUPPLY	6,656	0	6,656	0	0	0.0 %
317003	HANA DISTRICT RD RESURFACING	33,486		11,011	22,475		0.0 %
91000	* FY 2001 CIP projects	33,486	0	11,011	22,475	0	0.0 %
317200	KAHOLOPOO BRIDGE REPLACMNT	71,162			71,162		0.0 %
91068	* Kaholopoo bridge replacement	71,162	0	0	71,162	0	0.0 %
317201	PAPAHAWAHAWA BRIDGE REPLACMNT	4			4		0.0 %
91069	* Papahawahawa bridge replacmnt	4	0	0	4	0	0.0 %
317501	PAPAHAWAHAWA BRIDGE RPLCMNT	1,594,061				1,594,061	100.0 %
317505	WAIOHONU BRIDGE REPL BR0900(68	666,492		(476)		666,968	100.1 %
91099	* State/Fed/Private FY2001/2011	2,260,553	0	(476)	0	2,261,029	100.0 %
327500	KAHOOLOPOO BRDGE RPL BR090078	326,801			59,553	267,248	81.8 %
92099	* State/Fed/Private FY2002/2012	326,801	0	0	59,553	267,248	81.8 %
367117	KALEPA ROCK FALL ASSESSMENT	150,000	(150,000)				-
96017	* KALEPA ROCK FALL ASSESSMENT	150,000	(150,000)	0	0	0	- -
367281	KEANAE RD SAFETY IMPROVEMENTS	52,684	290,600	175,516	167,768		0.0 %
96081	* KEANAE RD SAFETY IMPROVEMENTS	52,684	290,600	175,516	167,768	0	0.0 %
378279	KOUKOUAI BRIDGE REHAB		568,000			568,000	100.0 %
97079	* KOUKOUAI BRIDGE REHABILITATION	0	568,000	0	0	568,000	100.0 %

County of Maui
 Statement of Appropriations and Expenditures
 Capital Improvement Program by District
 Fiscal Year Ending 6/30/2017 - as of 6/30/2017

01	Hana	Prior Year	Amended	Year	Current	Balance	% of
	Index	Encumbrance	Budget /	to Date	Encumbrance	Available	Budget
	* Activity ** Program *** District	/ Carryover	Lapses	Expended	06/30/2017		Available
378382	PIILANI HWY RD IMPRV/NUANUALOA		2,003,000	350	1,991,000	11,650	0.6 %
97080	* PIILANI HWY RD IMPR/NUANUALOA	0	2,003,000	350	1,991,000	11,650	0.6 %
378381	ROCKFALL/EMBKMNT ASSESSMNT		350,000			350,000	100.0 %
97081	* ROCKFALL/EMBANKMNT ASSESSMNT	0	350,000	0	0	350,000	100.0 %
907	** Roads	2,894,690	3,061,600	186,401	2,311,962	3,457,927	58.1 %
356477	HANA LF MAKAI BERM WASTE	584,818		581,605	3,213		0.0 %
95077	* HANA LF MAKAI BERM WST REMOVAL	584,818	0	581,605	3,213	0	0.0 %
367166	HANA LF MAKAI BERM WASTE	247,000	(16)	150,994	95,990		0.0 %
96066	* HANA LANDFILL MAKAI BERM WR	247,000	(16)	150,994	95,990	0	0.0 %
378208	HANA LF MAKAI BERM WASTE RMVL		827,697	297,892	529,805		0.0 %
97008	* HANA LANDFILL MAKAI BERM WREMV	0	827,697	297,892	529,805	0	0.0 %
908	** Solid Waste Facilities	831,818	827,681	1,030,491	629,008	0	0.0 %
District ***	Hana	5,366,622	4,280,831	1,781,201	4,183,603	3,682,650	38.2 %

County of Maui
Statement of Appropriations and Expenditures
Capital Improvement Program by District
Fiscal Year Ending 6/30/2017 - as of 6/30/2017

02	Paia-Haiku	Prior Year	Amended	Year	Current	Balance	% of
Index	Activity ** Program *** District	Encumbrance	Budget /	to Date	Encumbrance	Available	Budget
		/ Carryover	Lapses	Expended	06/30/2017		Available
321212	HAIKU RD DRAINAGE IMPROVEMNT	1,142,959		1,142,959			0.0 %
92029	* HAIKU ROAD DRAINAGE IMPRVMNTS	1,142,959	0	1,142,959	0	0	0.0 %
901	** Drainage	1,142,959	0	1,142,959	0	0	0.0 %
356403	KAUNOA F/O EXPANSION/RE	113,342	(1,442)	3,619	108,281		0.0 %
95003	* KAUNOA F/O EXPANSION/RENOVATN	113,342	(1,442)	3,619	108,281	0	0.0 %
383010	HAIKU FIRE STATION	41,985			41,985		0.0 %
98000	* FY98/08 CIP PROJECTS	41,985	0	0	41,985	0	0.0 %
393201	HAIKU FIRE STATION	129,977			129,977		0.0 %
99044	* HAIKU FIRE STATION	129,977	0	0	129,977	0	0.0 %
903	** Government Facilities	285,304	(1,442)	3,619	280,243	0	0.0 %
367102	PAIA-HAIKU PARKS SYSTEM	386,141	(17)	309,373	76,752		0.0 %
96002	* PAIA-HAIKU PARKS SYSTEM	386,141	(17)	309,373	76,752	0	0.0 %
378353	PAIA-HAIKU PARKS SYSTEM		320,000	107,540	120,815	91,645	28.6 %
97053	* PAIA-HAIKU PARKS SYSTEM	0	320,000	107,540	120,815	91,645	28.6 %
904	** Parks and Recreation	386,141	319,983	416,913	197,567	91,645	13.0 %
522820	PAIA-HAIKU DISTRIBUTN SYS IMPR	7,557		7,557			0.0 %
92081	* PAIA-HAIKU DISTRIBUTN SYS IMPR	7,557	0	7,557	0	0	0.0 %
905	** WATER SUPPLY	7,557	0	7,557	0	0	0.0 %
317035	BALDWIN AVE BIKEWAY/GREENWAY	96,181			96,181		0.0 %
91016	* Baldwin ave bway/greenway	96,181	0	0	96,181	0	0.0 %
345288	KALIALINUI BRIDGE IMPROVEMENT	144,518	(408)	6,210	137,900		0.0 %

County of Maui
 Statement of Appropriations and Expenditures
 Capital Improvement Program by District
 Fiscal Year Ending 6/30/2017 - as of 6/30/2017

02	Paia-Haiku	Prior Year Encumbrance / Carryover	Amended Budget / Lapses	Year to Date Expended	Current Encumbrance 06/30/2017	Balance Available	% of Budget Available
Index	* Activity ** Program *** District						
94039	* KALIALINUI BRIDGE IMPROVEMENT	144,518	(408)	6,210	137,900	0	0.0 %
356426	PAIA SCHOOL SAFE ROUTES	9,552			9,552		0.0 %
95026	* PAIA SCHOOL SAFE ROUTES - SCH	9,552	0	0	9,552	0	0.0 %
367235	NORTH SHORE GREENWAY	4,177	1,962	1,962	4,177		0.0 %
96035	* NORTH SHORE GREENWAY	4,177	1,962	1,962	4,177	0	0.0 %
378393	KAUPAKALUA PVEMNT RECONST		550,000	171,289	149,030	229,681	41.8 %
97093	* KAUPAKALUA RD PAVEMNT RECONS	0	550,000	171,289	149,030	229,681	41.8 %
378394	PAUWELA RD SIDEWK REPAIRS		500,000	688		499,312	99.9 %
97094	* PAUWELA RD SIDEWALK REPAIRS	0	500,000	688	0	499,312	99.9 %
907	** Roads	254,428	1,051,554	180,149	396,840	728,993	55.8 %
356480	PAIA WWPS FM REPLACEMENT	115,429	(115,429)				-
95080	* PAIA WWPS FM REPLACEMENT	115,429	(115,429)	0	0	0	- -
378330	KAUNOA SR CTR PROP SEWER SVC		40,000			40,000	100.0 %
97030	* KAUNOA-PROPERTY SEWER SVC	0	40,000	0	0	40,000	100.0 %
909	** Wastewater Facilities	115,429	(75,429)	0	0	40,000	100.0 %
District ***	Paia-Haiku	<u>2,191,818</u>	<u>1,294,666</u>	<u>1,751,197</u>	<u>874,650</u>	<u>860,638</u>	<u>24.7 %</u>

County of Maui
Statement of Appropriations and Expenditures
Capital Improvement Program by District
Fiscal Year Ending 6/30/2017 - as of 6/30/2017

03	Makawao-Pukalani-Kula	Prior Year	Amended	Year	Current	Balance	% of
Index	Activity ** Program *** District	Encumbrance	Budget /	to Date	Encumbrance	Available	Budget
*	***	/ Carryover	Lapses	Expended	06/30/2017	0	Available
536110	OMAOPIO WATER TANK	1,796,500		1,796,500			0.0 %
96099	* State/FED/PVT FY96 FY06 FY16	1,796,500	0	1,796,500	0	0	0.0 %
788	** DWS SPECIAL REVENUE GRANT	1,796,500	0	1,796,500	0	0	0.0 %
356404	MAKAWAO MUNI PARK'G LOT	124,304		77,076	47,227		0.0 %
95004	* MAKAWAO MUNI PARK'G LOT LIGHTS	124,304	0	77,076	47,227	0	0.0 %
903	** Government Facilities	124,304	0	77,076	47,227	0	0.0 %
356405	MAKAWAO-HAIKU-PAIA PARKS	42,566		20,269	22,297		0.0 %
95005	* MAKAWAO-HAIKU-PAIA PRKS SYSTEM	42,566	0	20,269	22,297	0	0.0 %
356406	PUK-KULA-ULUPALAKUA PARKS	78,381		14,295	64,086		0.0 %
95006	* PUKA-KULA-ULUPALAKUA PARKS	78,381	0	14,295	64,086	0	0.0 %
356407	UPCOUNTRY SKATE PARK	20,304		8,606	11,698		0.0 %
95007	* UPCOUNTRY SKATE PARK	20,304	0	8,606	11,698	0	0.0 %
367103	MAK-PUK-KULA ULU PARKS	389,553	(5,972)	265,281	118,299		0.0 %
96003	* MAKAWAO-PUK-K-U PARKS SYSTEM	389,553	(5,972)	265,281	118,299	0	0.0 %
378347	MAK-PUK-KULA ULU PARKS		350,000		61,491	288,509	82.4 %
97047	* MAK-PUK-KUL-ULU PARK SYSTEM	0	350,000	0	61,491	288,509	82.4 %
378350	UPCOUNTRY SKATE PARK		100,000			100,000	100.0 %
97048	* UPCOUNTRY SKATE PARK	0	100,000	0	0	100,000	100.0 %
378249	WAIAKOA GYM IMPRVMENTS		34,352	33,764	588		0.0 %
97049	* WAIAKOA GYM IMPROVEMENTS	0	34,352	33,764	588	0	0.0 %
904	** Parks and Recreation	530,804	478,380	342,215	278,459	388,509	38.5 %
541160	KAMAOLE TANK REPLACE-DESIGN	6,854		5,073	1,781		0.0 %

County of Maui
Statement of Appropriations and Expenditures
Capital Improvement Program by District
Fiscal Year Ending 6/30/2017 - as of 6/30/2017

03	Makawao-Pukalani-Kula	Prior Year Encumbrance / Carryover	Amended Budget / Lapses	Year to Date Expended	Current Encumbrance 06/30/2017	Balance Available	% of Budget Available
Index	* Activity ** Program *** District						
541170	PHASE 10 PUMP UPGRADES-DESIGN	51,323			51,323		0.0 %
91058	* Mak/Puk/Kula distrbtn sys impr	58,177	0	5,073	53,104	0	0.0 %
502020	KAMAOLE TANK REPLACEMENT	115,573		115,573			0.0 %
92088	* KAMAOLE TANK REPLACEMENT	115,573	0	115,573	0	0	0.0 %
534120	KULA 200 #1 TANK REPLACEMENT	16,069		16,069			0.0 %
94083	* KULA 200 #1 TANK REPLACEMENT	16,069	0	16,069	0	0	0.0 %
524750	MAK-PUK-KULA DIST SYST IMPRV	40,658		7,948	32,711		0.0 %
94090	* MAKA-PUKA-KULA DIST SYSTEM IMP	40,658	0	7,948	32,711	0	0.0 %
526010	UPCOUNTRY FIRE PROTECTION	1,410,797	(345,095)	1,039,194	26,508		0.0 %
96075	* UPCOUNTRY FIRE PROTECTION	1,410,797	(345,095)	1,039,194	26,508	0	0.0 %
526020	SOURCE,TRANSMISSION&STORAGE	2,419,714	(2,245,582)	124,489	80,447	(30,805)	(17.7)%
96076	* SOURCE,TRANSMISSION&STORAGE	2,419,714	(2,245,582)	124,489	80,447	(30,805)	(17.7)%
537010	POOKELA WELL#2 EXPLORATORY		2,500,000	130,000	2,361,000	9,000	0.4 %
97112	* POOKELA WELL #2 EXPLORATORY	0	2,500,000	130,000	2,361,000	9,000	0.4 %
547020	UPCOUNTRY RELIABLE CAPACITY		2,200,000			2,200,000	100.0 %
97113	* UPCOUNTRY RELIABLE CAPACITY	0	2,200,000	0	0	2,200,000	100.0 %
905	** WATER SUPPLY	4,060,988	2,109,323	1,438,346	2,553,770	2,178,195	35.3 %
327503	HALIIMAILE RD IMPROVEMENTS	862,048				862,048	100.0 %
327504	MAKANI RD RESURFACING/HALEAKAL	875,947		(4,989)		880,936	100.6 %
327508	PUKALANI STREET PAVEMENT	22,934		(1,639)		24,573	107.1 %
92099	* State/Fed/Private FY2002/2012	1,760,929	0	(6,628)	0	1,767,557	100.4 %
331140	OLD HALEAKALA HWY SIDEWALK	998,000				998,000	100.0 %
337503	HALIIMAILE RD IMPRVMT PHASE2	15,123				15,123	100.0 %

County of Maui
Statement of Appropriations and Expenditures
Capital Improvement Program by District
Fiscal Year Ending 6/30/2017 - as of 6/30/2017

03	Makawao-Pukalani-Kula	Prior Year	Amended	Year	Current	Balance	% of
Index	Activity ** Program *** District	Encumbrance	Budget /	to Date	Encumbrance	Available	Budget
*	**	/ Carryover	Lapses	Expended	06/30/2017	06/30/2017	Available
93099	* State/Fed/Private FY2003/2013	1,013,123	0	0	0	1,013,123	100.0 %
345274	HALEAKALA HWY INTERSECT IMPR	24,461			24,461		0.0 %
94040	* HALEAKALA HWY INTERSEC/MAKAWAO	24,461	0	0	24,461	0	0.0 %
345403	BALDWIN AVE RESURFACING	261,477		239,626	21,851	1	0.0 %
345410	HALEAKALA HWY INTERSEC IMPR	1,250,000			525,209	724,791	58.0 %
94099	* State/Fed/Private FY94/04/2014	1,511,477	0	239,626	547,060	724,792	48.0 %
356223	KOKOMO RD PAVEMENT RECON	46,388			46,388		0.0 %
95038	* KOKOMO RD PAVEMENT RECONSTRCTN	46,388	0	0	46,388	0	0.0 %
356740	KOKOMO RD PAVEMENT RECON	401,298	2,753,643	223,497	177,801	2,753,643	87.3 %
356780	OLD HALEAKALA HWY PVMNT REHAB	3,881,667	1,439,370	4,320,584	385,810	614,642	11.6 %
95099	* State/Fed/PVT FY95-05-15	4,282,965	4,193,013	4,544,081	563,611	3,368,285	39.7 %
367010	MAK/MAKANI ROAD IMPROVEMENTS	312,404			312,404		0.0 %
96000	* FY2006/1996 CIP Projects	312,404	0	0	312,404	0	0.0 %
367118	HALEAKALA HWY INTER IMP	500,000			500,000		0.0 %
96018	* HALEAKALA HWY @ MAKAWAO AVE	500,000	0	0	500,000	0	0.0 %
367238	BALDWIN AVE RESURF PH2		1,289,723	429,046	860,676		0.0 %
96038	* BALDWIN AVE RESURF PH2	0	1,289,723	429,046	860,676	0	0.0 %
367239	KOKOMO RD/MAKAWAO PAVEMNT		1,040	1,040			0.0 %
96039	* KOKOMO RD/MAKAWAO PAVEMNT PH2	0	1,040	1,040	0	0	0.0 %
367153	HALEAKALA HWY INTERSEC	1,000,000	(1,000,000)				-
96053	* HALEAKALA HWY INTER IMPRMNT	1,000,000	(1,000,000)	0	0	0	-
367283	OLD HALEAKALA HWY RECONSTRUCTN	1,260,517	2,859	1,250,077	13,299		0.0 %

County of Maui
 Statement of Appropriations and Expenditures
 Capital Improvement Program by District
 Fiscal Year Ending 6/30/2017 - as of 6/30/2017

03	Makawao-Pukalani-Kula	Prior Year	Amended	Year	Current	Balance	% of
Index	Activity ** Program *** District	Encumbrance	Budget /	to Date	Encumbrance	Available	Budget
*	**	/	Lapses	Expended	06/30/2017	***	Available
96083	* OLD HALEAKALA HWY RECONSTRUCTN	1,260,517	2,859	1,250,077	13,299	0	0.0 %
378388	GUARDRAIL/SHOULDER IMPRV		300,000	1,373		298,627	99.5 %
97088	* GUARDRAIL/SHOULDER IMPR	0	300,000	1,373	0	298,627	99.5 %
378389	KOKOMO/MAK AVE PAVEMNT RECONST		2,400,000	32,797		2,367,203	98.6 %
97089	* KOKOMO/MAK AVE PAVEMNT RECON	0	2,400,000	32,797	0	2,367,203	98.6 %
907	** Roads	11,712,264	7,186,635	6,491,412	2,867,899	9,539,587	50.5 %
367167	MAKANI CLOSED LF REMEDIATIN	262,119		259,327	2,792		0.0 %
96067	* MAKANI CLOSED LDF REMEDIATION	262,119	0	259,327	2,792	0	0.0 %
908	** Solid Waste Facilities	262,119	0	259,327	2,792	0	0.0 %
District ***	Makawao-Pukalani-Kula	<u>18,486,979</u>	<u>9,774,338</u>	<u>10,404,876</u>	<u>5,750,147</u>	<u>12,106,291</u>	<u>42.8 %</u>

County of Maui
Statement of Appropriations and Expenditures
Capital Improvement Program by District
Fiscal Year Ending 6/30/2017 - as of 6/30/2017

04	Wailuku-Kahului	Prior Year Encumbrance / Carryover	Amended Budget / Lapses	Year to Date Expended	Current Encumbrance 06/30/2017	Balance Available	% of Budget Available
Index	* Activity ** Program *** District						
371200	IAO STREAM IMPROVEMENTS	147,737		100	147,637		0.0 %
97000	* FY1997/2007 CIP projects	147,737	0	100	147,637	0	0.0 %
378295	PAPA AVE DRAINAGE IMPRV		50	50			0.0 %
97095	* PAPA AVE DRAINAGE IMPROVEMENTS	0	50	50	0	0	0.0 %
378396	C MAUI DRAINLINE REPAIRS		850,000	285,001	529,165	35,834	4.2 %
97096	* CENTRAL MAUI DRAINLINE REPAIRS	0	850,000	285,001	529,165	35,834	4.2 %
378397	TEST/INSPECT EXIST INJ WELLS		300,000		262,498	37,502	12.5 %
97097	* TESTING/INSPECTN-EXIST W/K INJ	0	300,000	0	262,498	37,502	12.5 %
378398	WAKEA/NIIHAU ST DRAINAGE IMPRV		450,000	4,328	672	445,000	98.9 %
97098	* WAKEA/NIIHAU ST DRAINAGE IMPR	0	450,000	4,328	672	445,000	98.9 %
901	** Drainage	147,737	1,600,050	289,479	939,972	518,336	29.7 %
345312	WAILUKU UNION CHCH/ADDL PARK	633			633		0.0 %
94012	* WAILUKU UNION CHURCH/CO PARK'G	633	0	0	633	0	0.0 %
902	** Other Projects	633	0	0	633	0	0.0 %
331243	REAL PROPERTY AT WAIKAPU	2,016	(5)	2,011			0.0 %
93089	* REAL PROPERTY AT WAIKAPU	2,016	(5)	2,011	0	0	0.0 %
345306	KALANA/MAUI PARK'G LOT RESURF	12,779		12,779			0.0 %
94006	* KALANA O MAUI PRKG LOT RESURFG	12,779	0	12,779	0	0	0.0 %
345308	AIR CONDITION CHILLER REPLCT	18,266			18,266		0.0 %
94008	* AIR CONDITIONING CHILLER REPLC	18,266	0	0	18,266	0	0.0 %
356409	MARKET ST PLAZA IMPROVEMENT	5,291		5,291			0.0 %
95009	* MARKET ST PLAZA IMPROVEMENTS	5,291	0	5,291	0	0	0.0 %

County of Maui
Statement of Appropriations and Expenditures
Capital Improvement Program by District
Fiscal Year Ending 6/30/2017 - as of 6/30/2017

04	Wailuku-Kahului	Prior Year Encumbrance / Carryover	Amended Budget / Lapses	Year to Date Expended	Current Encumbrance 06/30/2017	Balance Available	% of Budget Available
Index	* Activity ** Program *** District						
356293	COUNTY SERVICE CENTER	1,052,863		488,955	563,909		0.0 %
95093	* COUNTY SERVICE CENTER	1,052,863	0	488,955	563,909	0	0.0 %
367104	WAILUKU REDEV'T MUNI PRKG LOT	7,460,304	(2,856,083)	837,357	3,766,864		0.0 %
96004	* WAI REDEV MUNI PRK'G LOT EXP	7,460,304	(2,856,083)	837,357	3,766,864	0	0.0 %
367240	KALANA O MAUI ELECTRICAL		704,795		704,795		0.0 %
96040	* KALANA O MAUI ELECTRICAL UPGRD	0	704,795	0	704,795	0	0.0 %
378366	WAI REDEVT MUNI PRKG LOT EXP		3,380,447			3,380,447	100.0 %
97066	* WAI REDEV'T MUNI PARK'G LOT EX	0	3,380,447	0	0	3,380,447	100.0 %
378399	KALANA O MAUI LEAK REPAIRS		500,000	135,471		364,529	72.9 %
97092	* KALANA O MAUI BLDG LEAK REPRS	0	500,000	135,471	0	364,529	72.9 %
378405	2154 KAOHU ST BLDG IMPRVMENTS		50,000		10,036	39,964	79.9 %
97117	* 2154 Kaohu St Bldg Imprvmnts	0	50,000	0	10,036	39,964	79.9 %
378269	COUNTY SERVICE CENTER		160,000		160,000		0.0 %
97119	* COUNTY SERVICE CENTER	0	160,000	0	160,000	0	0.0 %
903	** Government Facilities	8,551,519	1,939,154	1,481,864	5,223,870	3,784,940	36.1 %
345310	WAR MEMORIAL CIVIC COMPLEX	41,701		12,378	29,323		0.0 %
94010	* WAR MEMORIAL CIVIC COMPLEX	41,701	0	12,378	29,323	0	0.0 %
345311	WM COMPLEX PAVING IMPROVEMENTS	24,432			24,432		0.0 %
94011	* WM COMPLEX PAVING IMPROVEMENTS	24,432	0	0	24,432	0	0.0 %
345245	WAILUKU GYM IMPROVEMENTS	48,959		48,959			0.0 %
94045	* WAILUKU GYM IMPROVEMENTS	48,959	0	48,959	0	0	0.0 %
356410	KAHULUI PARKS SYSTEM	88,451		88,451			0.0 %

County of Maui
Statement of Appropriations and Expenditures
Capital Improvement Program by District
Fiscal Year Ending 6/30/2017 - as of 6/30/2017

04	Wailuku-Kahului	Prior Year Encumbrance / Carryover	Amended Budget / Lapses	Year to Date Expended	Current Encumbrance 06/30/2017	Balance Available	% of Budget Available
Index	* Activity ** Program *** District						
95010	* KAHULUI PARKS SYSTEM	88,451	0	88,451	0	0	0.0 %
356411	KANAHA BEACH PRK MSTR PLAN	108,004		51,926	56,078		0.0 %
95011	* KANAHA BEACH PARK MASTER PLAN	108,004	0	51,926	56,078	0	0.0 %
356412	WAILUKU GYM IMPROVEMENTS	51,428		41,949	9,479		0.0 %
95012	* WAILUKU GYM IMPROVEMENTS	51,428	0	41,949	9,479	0	0.0 %
356413	WAIL-WAIH-WAIK PARKS SYS	18,788		4,055	14,733		0.0 %
95013	* WAILUKU-WAIHEE-WAIKAPU PARKS	18,788	0	4,055	14,733	0	0.0 %
367105	CENTRAL MAUI PARKS SYSTEM	521,641	(2,000)	267,903	251,738		0.0 %
96005	* CENTRL MAUI PARKS SYSTEM	521,641	(2,000)	267,903	251,738	0	0.0 %
367106	KEPANIWAI HERITAGE GARDENS	82,750	(3,400)	13,090	66,260		0.0 %
96006	* KEPANIWAI HERITAGE GARDENS	82,750	(3,400)	13,090	66,260	0	0.0 %
378355	CENTRAL MAUI PARKS SYSTEM		539,000	52,852	54,091	432,057	80.2 %
97055	* CENTRAL MAUI PARKS SYSTEM	0	539,000	52,852	54,091	432,057	80.2 %
378258	WAIIEHU GC WWTR IMPR		49,600	2,000	47,600		0.0 %
97058	* WAIIEHU GC WW IMPROVEMENTS	0	49,600	2,000	47,600	0	0.0 %
378261	WAILUKU POOL IMPRVMNTS		29,224	24,249	4,975		0.0 %
97061	* WAILUKU POOL IMPROVEMENTS	0	29,224	24,249	4,975	0	0.0 %
378262	WM COMPLEX PAVING IMPRV		71,200	27,438	43,762		0.0 %
97062	* WM COMPLEX PAVING IMPRVMNTS	0	71,200	27,438	43,762	0	0.0 %
904	** Parks and Recreation	986,154	683,624	635,250	602,471	432,057	25.9 %
501030	KAHULUI TANK II - CONSTRUCTION	1,750,000			1,750,000		0.0 %

County of Maui
Statement of Appropriations and Expenditures
Capital Improvement Program by District
Fiscal Year Ending 6/30/2017 - as of 6/30/2017

04	Wailuku-Kahului	Prior Year Encumbrance / Carryover	Amended Budget / Lapses	Year to Date Expended	Current Encumbrance 06/30/2017	Balance Available	% of Budget Available
Index	* Activity ** Program *** District						
91024	* Wai-kah distr system imprvmnts	1,750,000	0	0	1,750,000	0	0.0 %
523530	WAI-KAH DIST SYSTEM IMPROVEMTS	61,026		61,026			0.0 %
93086	* WAILUKU-KAHULUI DISTRIBUTION	61,026	0	61,026	0	0	0.0 %
536100	IAO WATER TREATMENT FAC REPLCM	21,500,000	(475)	5,699,744	17,137,778	(1,337,998)	(6.2)%
96072	* IAO WTR TREATMENT FAC REPLCMNT	21,500,000	(475)	5,699,744	17,137,778	(1,337,998)	(6.2)%
547030	CENTRAL MAUI RELIABLE CAPACITY		425,000			425,000	100.0 %
97114	* C MAUI RELIABLE CAPACITY	0	425,000	0	0	425,000	100.0 %
905	** WATER SUPPLY	23,311,026	424,525	5,760,770	18,887,778	(912,998)	(3.8)%
317504	KAM/HINA AVE TRAFFIC SIGNAL	383,123				383,123	100.0 %
91099	* State/Fed/Private FY2001/2011	383,123	0	0	0	383,123	100.0 %
327030	LONO AVENUE IMPROVEMENTS	26,986		26,986			0.0 %
92018	* LONO AVENUE IMPROVEMENTS	26,986	0	26,986	0	0	0.0 %
327501	KAHEKILI HWAY PAVMENT/REHAB	881,599				881,599	100.0 %
327507	LONO AVE PAVEMENT REHABILITATI	132,502		120,071	208	12,222	9.2 %
92099	* State/Fed/Private FY2002/2012	1,014,101	0	120,071	208	893,821	88.1 %
331122	KAM AVE/HINA PVTMNT REHAB	144,423			144,423		0.0 %
93022	* KAMEHAMEHA/HINA PAVEMENT	144,423	0	0	144,423	0	0.0 %
331124	WAKEA PVMNT KAAHUMANU/PUUNENE	66,229		4,494	61,735		0.0 %
93024	* WAKEA/KAAHUMANU/PUUNENE PVMNT	66,229	0	4,494	61,735	0	0.0 %
331125	KAMEHAMEHA AVE AT KANE ST	19,540			19,540		0.0 %
93025	* KAMEHAMEHA AT KANE STREET	19,540	0	0	19,540	0	0.0 %
337504	KAMEHAMEHA AVE PAVEMENT REHAB	1,522,324			577,690	944,634	62.1 %

County of Maui
Statement of Appropriations and Expenditures
Capital Improvement Program by District
Fiscal Year Ending 6/30/2017 - as of 6/30/2017

04	Wailuku-Kahului	Prior Year Encumbrance / Carryover	Amended Budget / Lapses	Year to Date Expended	Current Encumbrance 06/30/2017	Balance Available	% of Budget Available
Index	* Activity ** Program *** District						
337505	KAMEHAMEHA TRFC SIGNAL @ KANE	167,226			78,159	89,067	53.3 %
337515	WAKEA AVE PAVEMENT REHAB	1,060,906			246,775	814,132	76.7 %
93099	* State/Fed/Private FY2003/2013	2,750,456	0	0	902,624	1,847,833	67.2 %
345326	WAKEA/KAMEHAMEHA AVE TRAFFIC	35,379			35,379		0.0 %
94026	* WAKEA/KAMEHAMEHA TRAFFIC SIGN	35,379	0	0	35,379	0	0.0 %
345247	PAPA AVE PAVEMENT REHABILITATI	173,228		173,228			0.0 %
94047	* PAPA AVE PAVEMENT REHAB/PUUNEN	173,228	0	173,228	0	0	0.0 %
345248	WAIALE RD SHOULDER IMPROVEMENT	62,360			62,360		0.0 %
94048	* WAIALE RD SHOULDER IMPROVEMENT	62,360	0	0	62,360	0	0.0 %
345293	WAKEA AVE TRAFFIC SIGNALS	2,763			2,763		0.0 %
94049	* WAKEA AVE TRAFFIC SIGNALS/HINA	2,763	0	0	2,763	0	0.0 %
345250	WAKEA AVE/WELLS PAVEMENT REHAB	45,199			45,199		0.0 %
94050	* WAKEA/WELLS ST PAVEMENT REHAB	45,199	0	0	45,199	0	0.0 %
345401	WAKEA AVE/WELLS ST PAVEMENT RE	348,103			275,574	72,529	20.8 %
345402	WAKEA AVE at HINA TRAFFIC	59,853			29,319	30,534	51.0 %
347520	PAPA AVE PAVEMENT REHABILITATI	694,742		512,881	180,033	1,828	0.3 %
94099	* State/Fed/Private FY94/04/2014	1,102,698	0	512,881	484,926	104,891	9.5 %
356225	HANSEN ROAD IMPROVEMENT	88,305		42,976	45,329		0.0 %
95042	* HANSEN ROAD IMPROVEMENTS	88,305	0	42,976	45,329	0	0.0 %
356244	KAHAKULOA STREAM BRIDGE	361,905		158,303	203,602		0.0 %
95044	* KAHAKULOA STREAM BRIDGE	361,905	0	158,303	203,602	0	0.0 %
356245	WAIALE ROAD EXTENSION	375,268		13,200	362,068		0.0 %
95045	* WAIALE ROAD EXTENSION	375,268	0	13,200	362,068	0	0.0 %

County of Maui
Statement of Appropriations and Expenditures
Capital Improvement Program by District
Fiscal Year Ending 6/30/2017 - as of 6/30/2017

04	Wailuku-Kahului	Prior Year Encumbrance / Carryover	Amended Budget / Lapses	Year to Date Expended	Current Encumbrance 06/30/2017	Balance Available	% of Budget Available
Index	* Activity ** Program *** District						
356246	WAIEHU STREAM BRIDGE REPAIR	500,000			500,000		0.0 %
95046	* WAIEHU STREAM BRIDGE REPAIR	500,000	0	0	500,000	0	0.0 %
356700	HANSEN RD PAVEMENT RECONS	229,065		122,692		106,373	46.4 %
356720	LONO AVE PAVEMENT REHAB PH2	187,270		129,329		57,941	30.9 %
95099	* State/Fed/PVT FY95-05-15	416,335	0	252,021	0	164,314	39.5 %
367119	KAMEHAMEHA AVE @ MAUI LANI	1,400,000	(1,149,831)	250,169			0.0 %
96019	* KAMEHAMEHA AVE @ MAUI LANI	1,400,000	(1,149,831)	250,169	0	0	0.0 %
367120	LOWER MAIN ST RESURFACING	150,000	(150,000)				-
96020	* LOWER MAIN ST RESURFACING	150,000	(150,000)	0	0	0	- -
367129	CENTRAL MAUI BIKE/PEDESTRIAN	150,000		82,431	67,569		0.0 %
96029	* CENTRAL MAUI BIKE & PEDESTRIAN	150,000	0	82,431	67,569	0	0.0 %
367241	KAHEKILI HWY IMPRV		3,000,000		3,000,000		0.0 %
96041	* KAHEKILI HIGHWAY IMPROVMENTS	0	3,000,000	0	3,000,000	0	0.0 %
367242	KUIKAHI DR PAVEMENT REHAB		436,068	34,924	401,143		0.0 %
96042	* KUIKAHI DRIVE PAVEMENT REHAB	0	436,068	34,924	401,143	0	0.0 %
378206	KAHAKULOA STREAM BRIDGE		598	598			0.0 %
97100	* KAHAKULOA STREAM BRIDGE	0	598	598	0	0	0.0 %
378402	C MAUI SIGNAL UPGRADE		270,000			270,000	100.0 %
97102	* CENTRAL MAUI SIGNAL UPGRADES	0	270,000	0	0	270,000	100.0 %
378403	KAMEHAMEHA AVE SW IMPRV		330,000	2,208		327,792	99.3 %
97103	* KAMEHAMEHA AVE SIDEWALK IMPR	0	330,000	2,208	0	327,792	99.3 %
378404	WAKEA/KAMEHA INTERSEC IMPRV		240,000			240,000	100.0 %

County of Maui
Statement of Appropriations and Expenditures
Capital Improvement Program by District
Fiscal Year Ending 6/30/2017 - as of 6/30/2017

04	Wailuku-Kahului	Prior Year	Amended	Year	Current	Balance	% of
Index	Activity ** Program *** District	Encumbrance	Budget /	to Date	Encumbrance	Available	Budget
		/ Carryover	Lapses	Expended	06/30/2017		Available
97104	* WAKEA/KAMEHA AVE INTERSCTN IMP	0	240,000	0	0	240,000	100.0 %
907	** Roads	9,268,298	2,976,835	1,674,490	6,338,868	4,231,774	34.6 %
356213	CENTRAL MAUI LF PH VI-A	40,672		40,672			0.0 %
95047	* CENTRAL MAUI LANDFILL PH VI-A	40,672	0	40,672	0	0	0.0 %
356478	C MAUI LANDFILL IMPRVMT	79,608	(475)	55,050	24,083		0.0 %
95078	* CENTRAL MAUI LF IMPROVEMENTS	79,608	(475)	55,050	24,083	0	0.0 %
367168	WAIKAPU CLOSED LF REMEDIATIN	223,080		222,555	525		0.0 %
96068	* WAIKAPU CLOSED LF REMEDIATION	223,080	0	222,555	525	0	0.0 %
378314	CML PH V GAS COLL SYS EXP		2,500,000	1,658,381	24,934	816,685	32.7 %
97014	* CML PH V GAS COLL'N SYS EXP	0	2,500,000	1,658,381	24,934	816,685	32.7 %
378315	CML SYS CTRL/DATA ACQUISTN		80,000		79,831	169	0.2 %
97015	* CML SYS CONTROL & DATA ACQUI	0	80,000	0	79,831	169	0.2 %
378316	LEACHATE COLL/RECOV/EDS UPGRD		80,000	3,818	75,404	778	1.0 %
97016	* LEACHATE COLL/RECOVERY/ELEC DS	0	80,000	3,818	75,404	778	1.0 %
908	** Solid Waste Facilities	343,360	2,659,525	1,980,476	204,777	817,632	27.2 %
329007	MALUHIA BEACH LOTS SWR SYSTEM	5,334		5,334			0.0 %
92044	* MALUHIA BEACH LOTS SWR SYSTM	5,334	0	5,334	0	0	0.0 %
345369	HOO HUI ANA FM REPLACEMENT	613,470		392,370	221,101		0.0 %
94069	* HOO HUI ANA FM REPLACEMENT	613,470	0	392,370	221,101	0	0.0 %
345371	WAIIEHU WW PUMP STN MODIFICATIO	238,403		238,403			0.0 %
94071	* WAIIEHU WW PUMP STN MODIFICATIO	238,403	0	238,403	0	0	0.0 %
356463	EPA CONSENT DECREE SEWER REHAB	115,739		43,447	72,292		0.0 %

County of Maui
Statement of Appropriations and Expenditures
Capital Improvement Program by District
Fiscal Year Ending 6/30/2017 - as of 6/30/2017

04	Wailuku-Kahului	Prior Year	Amended	Year	Current	Balance	% of
Index	Activity ** Program *** District	Encumbrance	Budget /	to Date	Encumbrance	Available	Budget
*	**	/	Lapses	Expended	06/30/2017	***	Available
95063	* EPA CONSENT DECREE SEWER REHAB	115,739	0	43,447	72,292	0	0.0 %
356481	WAIIEHU WWPS FM REPLACEMENT	837,410		812,410	25,000		0.0 %
95081	* WAIIEHU WWPS FM REPLACEMENT	837,410	0	812,410	25,000	0	0.0 %
367155	EPA CONSENT DECREE SEWER REHAB	655,788		14,954	640,834		0.0 %
96055	* EPA CONSENT DECREE SEWER REHAB	655,788	0	14,954	640,834	0	0.0 %
367171	HAWAIIAN HOMES FM REPLCMNT	2,240,000		1,151,555	1,088,445		0.0 %
96071	* HAWAIIAN HOMES FM REPLACEMENT	2,240,000	0	1,151,555	1,088,445	0	0.0 %
367179	WAI-KAH WW RECL FAC FM	1,361,514	(247,521)	1,113,993			0.0 %
96079	* WAI-KAH WW RECL FAC FILTER MOD	1,361,514	(247,521)	1,113,993	0	0	0.0 %
378317	EPA SEWER REHABILITATION		1,000,000			1,000,000	100.0 %
97017	* EPA SEWER REHABILITATION	0	1,000,000	0	0	1,000,000	100.0 %
378318	WAI-KAH WWRF SOLID BLDG RENO		1,000,000			1,000,000	100.0 %
97018	* WAI-KAH WWRF SOLIDS BLDG RENO	0	1,000,000	0	0	1,000,000	100.0 %
909	** Wastewater Facilities	6,067,658	1,752,479	3,772,466	2,047,672	2,000,000	25.6 %
District ***	Wailuku-Kahului	48,676,385	12,036,192	15,594,795	34,246,041	10,871,741	17.9 %

County of Maui
Statement of Appropriations and Expenditures
Capital Improvement Program by District
Fiscal Year Ending 6/30/2017 - as of 6/30/2017

05	Kihei-Makena	Prior Year Encumbrance / Carryover	Amended Budget / Lapses	Year to Date Expended	Current Encumbrance 06/30/2017	Balance Available	% of Budget Available
Index	* Activity ** Program *** District						
331244	HAUOLI ST DRAINAGE IMPRVMNT	27,790			27,790		0.0 %
93044	* HAUOLI ST DRAINAGE IMPROVEMNT	27,790	0	0	27,790	0	0.0 %
357010	KIHEI DRAINAGE MASTER PLAN	2,556		2,556			0.0 %
95000	* FY2005/1995 CIP projects	2,556	0	2,556	0	0	0.0 %
378218	S KIHEI RD CULVERT REPLCMNT		2,095,302	31,780	2,063,522		0.0 %
97118	* S KIHEI RD CULVERT REPLCMNT	0	2,095,302	31,780	2,063,522	0	0.0 %
391001	HAUOLI ST DRAINAGE IMPROVMNTS	45,265	(44,290)	975			0.0 %
99028	* HAUOLI ST DRAINAGE IMPROVMNTS	45,265	(44,290)	975	0	0	0.0 %
901	** Drainage	75,611	2,051,012	35,311	2,091,312	0	0.0 %
331253	KIHEI POLICE STATION	78,874		51,000	27,874		0.0 %
93093	* KIHEI POLICE STATION	78,874	0	51,000	27,874	0	0.0 %
345313	DMVL KIHEI SATELLITE OFF EXP	4,824	(4,824)				-
94013	* DMVL KIHEI SATELLITE OFFICE EX	4,824	(4,824)	0	0	0	- -
903	** Government Facilities	83,698	(4,824)	51,000	27,874	0	0.0 %
356416	SOUTH MAUI PARKS SYSTEM	128,141		68,650	59,491		0.0 %
95016	* SOUTH MAUI PARKS SYSTEM	128,141	0	68,650	59,491	0	0.0 %
356227	SO MAUI COMMUNITY PARK	227,402		37,934	189,468		0.0 %
95048	* SOUTH MAUI COMMUNITY PARK	227,402	0	37,934	189,468	0	0.0 %
367107	SOUTH MAUI PARKS SYSTEM	175,762		149,180	26,582		0.0 %
96007	* SOUTH MAUI PARKS SYSTEM	175,762	0	149,180	26,582	0	0.0 %
367108	WAIPUILANI PARK IRRIGATION	720,650	(239,500)	47,450	433,700		0.0 %
96008	* WAIPUILANI PARK IRRIGATION	720,650	(239,500)	47,450	433,700	0	0.0 %

County of Maui
Statement of Appropriations and Expenditures
Capital Improvement Program by District
Fiscal Year Ending 6/30/2017 - as of 6/30/2017

05	Kihei-Makena	Prior Year Encumbrance / Carryover	Amended Budget / Lapses	Year to Date Expended	Current Encumbrance 06/30/2017	Balance Available	% of Budget Available
	Index * Activity ** Program *** District						
378244	SOUTH MAUI PARKS SYSTEM		108,444	22,217	86,227		0.0 %
378340	SOUTH MAUI PARKS SYSTEM		597,000	95,396	79,415	422,189	70.7 %
97040	* SOUTH MAUI PARKS SYSTEM	0	705,444	117,613	165,642	422,189	59.8 %
378341	WAIPUILANI PRK IRRIGATION		100,000	4,467	14,396	81,137	81.1 %
97041	* WAIPUILANI PARK IRRIGATN SYS	0	100,000	4,467	14,396	81,137	81.1 %
904	** Parks and Recreation	1,251,955	565,944	425,294	889,279	503,326	27.7 %
521540	BOOSTER PMP/MTR	24,822			24,822		0.0 %
91065	* Kihei-Makena distrbtn sys impr	24,822	0	0	24,822	0	0.0 %
533150	MAUI MEADOWS BOOST PUMP 18 IMP	123,716		123,716			0.0 %
93079	* MAUI MEADOWS BOOSTER PUMP #8	123,716	0	123,716	0	0	0.0 %
905	** WATER SUPPLY	148,538	0	123,716	24,822	0	0.0 %
317030	KULANIHAKOI BRIDGE REPLACEMNT	139,764		106,322	33,442		0.0 %
91011	* Kulanihakoi bridge replcmnt	139,764	0	106,322	33,442	0	0.0 %
331127	S KIHEI RD PAVEMENT REHAB	26,100			26,100		0.0 %
93027	* SO KIHEI RD PVMNT REHAB	26,100	0	0	26,100	0	0.0 %
345330	SO KIHEI SIDEWALK/BOAT RAMP/KI	43,812		43,812			0.0 %
94030	* S KIHEI SIDEWK/BOAT RAMP/KILOH	43,812	0	43,812	0	0	0.0 %
345331	NORTH SO COLLECTOR RD/NAMAUU	158,304		57,186	101,119		0.0 %
94031	* NORTH SOUTH COLLECTOR ROAD	158,304	0	57,186	101,119	0	0.0 %
345400	SO KIHEI RD PAVEMENT REHAB	144,866			144,866		0.0 %
347501	KIHEI BIKEWAY-PIILANI NORTH	397,131				397,131	100.0 %
94099	* State/Fed/Private FY94/04/2014	541,997	0	0	144,866	397,131	73.3 %

County of Maui
Statement of Appropriations and Expenditures
Capital Improvement Program by District
Fiscal Year Ending 6/30/2017 - as of 6/30/2017

05	Kihei-Makena	Prior Year Encumbrance / Carryover	Amended Budget / Lapses	Year to Date Expended	Current Encumbrance 06/30/2017	Balance Available	% of Budget Available
	Index * Activity ** Program *** District						
356215	WAILEA ALANUI/IKE DR PAVEMENT	172,653		123,593	49,060		0.0 %
95049	* WAILEA ALANUI/IKE DR PVMNT IM	172,653	0	123,593	49,060	0	0.0 %
356760	WAILEA ALANUI/IKE DR PAVEMENT	538,731		378,736	159,995		0.0 %
95099	* State/Fed/PVT FY95-05-15	538,731	0	378,736	159,995	0	0.0 %
367121	S KIHEI RD IMPRV PH 4	66,462	(61,412)	5,050			0.0 %
96021	* S KIHEI RD IMPRV PHASE IV	66,462	(61,412)	5,050	0	0	0.0 %
367244	NORTH SO COLLECTOR RD		553,622		553,622		0.0 %
96044	* NORTH SOUTH COLLECTOR RD	0	553,622	0	553,622	0	0.0 %
367184	S MAUI REGIONAL TRAFFIC	340,000	(832)	22,967	316,201		0.0 %
96084	* S MAUI REGIONAL TRAFFIC MP	340,000	(832)	22,967	316,201	0	0.0 %
367577	NORTH SO COLLECTOR RD	246,378			246,378		0.0 %
367579	KIHEI BIKEWAY PHASE 2	45,803			45,803		0.0 %
369501	KIHEI BIKEWAY PHASE 2	440,350		366,505	73,845		0.0 %
369503	SO MAUI TRAFFIC MASTER PLAN	342,000			342,000		0.0 %
369505	KUIKAHI DR PAVEMENT REHAB	1,994,564		133,326	1,570,973	290,264	14.6 %
369507	BALDWIN AVE PAVEMNT REHAB PH2		3,184,328	1,190,413	1,993,914	1	0.0 %
96099	* State/FED/PVT FY96 FY06 FY16	3,069,095	3,184,328	1,690,244	4,272,913	290,265	4.6 %
378284	PAVEMNT REHAB SM LOCATIONS		5,921	8,979		(3,059)	(51.7)%
97084	* SM PAVEMNT REHAB VARIOUS LOC	0	5,921	8,979	0	(3,059)	(51.7)%
378385	WAIPUILANI BIKE PATH		150,000		128,000	22,000	14.7 %
97085	* WAIPUILANI BIKE PATH	0	150,000	0	128,000	22,000	14.7 %
907	** Roads	5,096,918	3,831,627	2,436,889	5,785,318	706,337	7.9 %
345372	KIHEI FM #16 REPLACEMENT	198,071		177,120	20,951		0.0 %

County of Maui
Statement of Appropriations and Expenditures
Capital Improvement Program by District
Fiscal Year Ending 6/30/2017 - as of 6/30/2017

05	Kihei-Makena	Prior Year Encumbrance / Carryover	Amended Budget / Lapses	Year to Date Expended	Current Encumbrance 06/30/2017	Balance Available	% of Budget Available
Index	* Activity ** Program *** District						
94072	* KIHEI FM #16 REPLACEMENT	198,071	0	177,120	20,951	0	0.0 %
356464	LILOA DR RECYCLED WATER	3,473		3,473			0.0 %
95064	* LILOA DR RECYCLED WATER LINE	3,473	0	3,473	0	0	0.0 %
356465	SO MAUI RECYCLED WATER	232,431		210,357	22,074		0.0 %
95065	* SO MAUI RECYCLED WATER SYSTEM	232,431	0	210,357	22,074	0	0.0 %
356482	S MAUI RECYCLED WTR DIST SYS	18,626			18,626		0.0 %
95082	* SO MAUI RECYCLED WATER DISTRIB	18,626	0	0	18,626	0	0.0 %
367173	KIHEI #16 PS REHAB/FM REPLC	4,400,000			4,400,000		0.0 %
96073	* KIHEI #16 PS REHAB/FM REPLCMNT	4,400,000	0	0	4,400,000	0	0.0 %
378309	KENOLIO RD/KOKI SEWER REHAB		50,000	37,560	12,440		0.0 %
97009	* KENOLIO RD/KOKI PL SEWER REHAB	0	50,000	37,560	12,440	0	0.0 %
378310	KIHEI WWF RTU UPGRDS		1,500,000	146,723	1,209,732	143,544	9.6 %
97010	* KIHEI WWRF RTU UPGRADES	0	1,500,000	146,723	1,209,732	143,544	9.6 %
378311	N KIHEI MAUKA TRNSM SYS		200,000	44,783	154,641	576	0.3 %
97011	* N KIHEI MAUKA TRANSMISSION SYS	0	200,000	44,783	154,641	576	0.3 %
378312	KULANIHAKOI ST RECYCLE WTR LN		1,700,000	17,208	1,456,333	226,459	13.3 %
97012	* KULANIHAKOI SR RECYCLED WTR LN	0	1,700,000	17,208	1,456,333	226,459	13.3 %
378407	KIHEI #16 PS REHAB/FM REPLC		1,010,000			1,010,000	100.0 %
97120	* KIHEI #16 PS REHAB/FM REPLC	0	1,010,000	0	0	1,010,000	100.0 %
909	** Wastewater Facilities	4,852,601	4,460,000	637,224	7,294,797	1,380,579	14.8 %
District ***	Kihei-Makena	11,509,321	10,903,759	3,709,434	16,113,402	2,590,242	11.6 %

County of Maui
Statement of Appropriations and Expenditures
Capital Improvement Program by District
Fiscal Year Ending 6/30/2017 - as of 6/30/2017

06	West Maui	Prior Year Encumbrance / Carryover	Amended Budget / Lapses	Year to Date Expended	Current Encumbrance 06/30/2017	Balance Available	% of Budget Available
Index	* Activity ** Program *** District						
301200	LAHAINA WATERSHD FLOOD CONTRL	137,348	(137,348)				-
90149	* Lahaina watershed flood contrl	137,348	(137,348)	0	0	0	- -
317506	LAHAINA WATERSHED PROJ DIVERSI	67,665		153		67,511	99.8 %
91099	* State/Fed/Private FY2001/2011	67,665	0	153	0	67,511	99.8 %
321213	LAHAINA WATERSHED FLOOD CTRL	221,311			221,311		0.0 %
92033	* LAHAINA WATERSHED FLOOD CONTRL	221,311	0	0	221,311	0	0.0 %
382501	LAH WATERSHED EIS USDA NRCS			(8,156)		8,156	-
92099	* State/Fed/Private FY2002/2012	0	0	(8,156)	0	8,156	- -
331247	LAHAINA WATERSHED FLD CONTROL	31,275	(20,175)	1,168	9,933		0.0 %
93047	* LAHAINA WATERSHED FLD CONTROL	31,275	(20,175)	1,168	9,933	0	0.0 %
337506	LAH WATERSHED PROJ DIV PH 3A	823,742			421,588	402,153	48.8 %
93099	* State/Fed/Private FY2003/2013	823,742	0	0	421,588	402,153	48.8 %
345276	LAHAINA WATERSHED FLOOD CTRL	56			56		0.0 %
94054	* LAHAINA WATERSHED FLOOD CNTRL	56	0	0	56	0	0.0 %
356216	LAHAINA WATERSHED FLD CTRL	216,315			216,315		0.0 %
95050	* LAHAINA WATERSHED FLD CONTROL	216,315	0	0	216,315	0	0.0 %
356229	NAPILI 4/5 CULVERT	90,370		44,674	45,696		0.0 %
95052	* NAPILI 4/5 CULVERT/L HONO RD	90,370	0	44,674	45,696	0	0.0 %
367245	LAHAINA WATERSHED FLD CTRL	15,000	1,985,000	15,000	1,985,000		0.0 %
96045	* LAHAINA WATERSHED FLOOD CTRL	15,000	1,985,000	15,000	1,985,000	0	0.0 %
901	** Drainage	1,603,082	1,827,477	52,839	2,899,899	477,820	13.9 %
379517	STATE OF HAWAII DOH GRANT		108,000		49,795	58,205	53.9 %

County of Maui
Statement of Appropriations and Expenditures
Capital Improvement Program by District
Fiscal Year Ending 6/30/2017 - as of 6/30/2017

06	West Maui	Prior Year Encumbrance / Carryover	Amended Budget / Lapses	Year to Date Expended	Current Encumbrance 06/30/2017	Balance Available	% of Budget Available
Index	* Activity ** Program *** District						
97099	* State/Fed/PVT FY96 FY06 FY16	0	108,000	0	49,795	58,205	53.9 %
902	** Other Projects	0	108,000	0	49,795	58,205	53.9 %
378219	LAHAINA REFUSE OFFICE		230,970		230,970		0.0 %
97019	* LAHAINA REFUSE OFFICE	0	230,970	0	230,970	0	0.0 %
903	** Government Facilities	0	230,970	0	230,970	0	0.0 %
345266	MOKUHINIA ECOSYSTEM/RESTORATN	132,411			132,411		0.0 %
94107	* MOKUHINIA ECOSYSTEM/RESTORATN	132,411	0	0	132,411	0	0.0 %
356462	WEST MAUI PARKS SYSTEM	357,760	(2,831)	77,369	277,560		0.0 %
95062	* WEST MAUI PARKS SYSTEM	357,760	(2,831)	77,369	277,560	0	0.0 %
356560	MOKUHINIA ECOSYSTEM RESTO	3,000			3,000		0.0 %
95094	* MOKUHINIA ECOSYSTEM RESTO SYS	3,000	0	0	3,000	0	0.0 %
367109	WEST MAUI PARKS SYSTEM	225,000			225,000		0.0 %
96009	* WEST MAUI PARKS SYSTEM	225,000	0	0	225,000	0	0.0 %
367154	WEST MAUI PARKS SYSTEM	458,680	(165)	46,038	412,477		0.0 %
96054	* WEST MAUI PARKS SYSTEM	458,680	(165)	46,038	412,477	0	0.0 %
378264	WEST MAUI PARKS SYSTEM		534,618		534,618		0.0 %
378363	WEST MAUI PARKS SYSTEM		85,000	3,600	9,400	72,000	84.7 %
378365	WEST MAUI PARKS SYSTEM		285,000			285,000	100.0 %
97063	* W MAUI PARKS SYSTEM	0	904,618	3,600	544,018	357,000	39.5 %
904	** Parks and Recreation	1,176,851	901,622	127,007	1,594,466	357,000	17.2 %
541210	WEST MAUI SOURCE DEVELOPMENTS	131,898			131,898		0.0 %
91060	* West Maui srce/trmnt plnt impr	131,898	0	0	131,898	0	0.0 %

County of Maui
Statement of Appropriations and Expenditures
Capital Improvement Program by District
Fiscal Year Ending 6/30/2017 - as of 6/30/2017

06	West Maui	Prior Year Encumbrance / Carryover	Amended Budget / Lapses	Year to Date Expended	Current Encumbrance 06/30/2017	Balance Available	% of Budget Available
Index	* Activity ** Program *** District						
542320	WEST MAUI SOURCE IMPROVEMENTS	43,937	(43,937)				-
92078	* WEST MAUI SOURCE IMPROVEMENTS	43,937	(43,937)	0	0	0	- -
524850	WEST MAUI DIST SYSTEM IMPROVMT	163,785		54,288	109,497		0.0 %
94101	* WEST MAUI DIST SYSTEM IMPRVMT	163,785	0	54,288	109,497	0	0.0 %
545150	WEST MAUI RELIABLE CAPACITY	250,000		7,698	242,302		0.0 %
95085	* WEST MAUI RELIABLE CAPACITY	250,000	0	7,698	242,302	0	0.0 %
537020	MAHINAHINA WELL #1 DEVELOPMENT		10,000,000			10,000,000	100.0 %
97115	* MAHINAHINA WELL #1 DEV'T	0	10,000,000	0	0	10,000,000	100.0 %
905	** WATER SUPPLY	589,620	9,956,063	61,986	483,697	10,000,000	94.8 %
307027	SHAW ST SIDEWALK/WAINEE ST	35,951			35,951		0.0 %
90126	* Shaw st/Wainee st to Hpiilani	35,951	0	0	35,951	0	0.0 %
356430	FRONT ST DECK&RAIL REPAIR	75,761		69,204	6,557		0.0 %
95030	* FRONT ST DECK & RAIL REPAIR	75,761	0	69,204	6,557	0	0.0 %
356575	WM ROADWAY IMPRV MTV GRANT	715,000				715,000	100.0 %
95099	* State/Fed/PVT FY95-05-15	715,000	0	0	0	715,000	100.0 %
367575	WM ROADWAY IMPRV SVO GRANT	1,700,000				1,700,000	100.0 %
96099	* State/FED/PVT FY96 FY06 FY16	1,700,000	0	0	0	1,700,000	100.0 %
378406	WM GREENWAY PILOT PRJ		300,000			300,000	100.0 %
97106	* WM GREENWAY PILOT PROJECT	0	300,000	0	0	300,000	100.0 %
907	** Roads	2,526,712	300,000	69,204	42,508	2,715,000	96.0 %
367169	LOWALU CLOSED LF REMEDIATIN	229,481	(18,529)	127,763	83,189		0.0 %
96069	* LOWALU CLSD LF REMEDIATION	229,481	(18,529)	127,763	83,189	0	0.0 %

County of Maui
Statement of Appropriations and Expenditures
Capital Improvement Program by District
Fiscal Year Ending 6/30/2017 - as of 6/30/2017

06	West Maui	Prior Year Encumbrance / Carryover	Amended Budget / Lapses	Year to Date Expended	Current Encumbrance 06/30/2017	Balance Available	% of Budget Available
	Index * Activity ** Program *** District						
908	** Solid Waste Facilities	229,481	(18,529)	127,763	83,189	0	0.0 %
329015	LAHAINA FORCE MAIN#7 REPLCMNT	3,277		3,277			0.0 %
92052	* LAHAINA FORCE MAIN#7 REPLACMNT	3,277	0	3,277	0	0	0.0 %
331166	LAHAINA FORCE MAIN #4 REPLCMN	136,156			136,156		0.0 %
93066	* LAHAINA FM #4 REPLACEMENT	136,156	0	0	136,156	0	0.0 %
331168	LAHAINA WWRF ODOR CONTROL	123,478		28,436	95,042		0.0 %
93068	* LAHAINA WWRF ODOR CONTROL	123,478	0	28,436	95,042	0	0.0 %
331180	LAHAINA WW PUMP STATION #2	366,279		320,692	45,586		0.0 %
93080	* LAHAINA WW PUMP STATION#2	366,279	0	320,692	45,586	0	0.0 %
331183	WEST MAUI RECYCLED WATER PROJ	163,298				163,298	100.0 %
93091	* WEST MAUI RECYCLED WATER PROJ	163,298	0	0	0	163,298	100.0 %
345374	KAANAPALI RESORT R-1 WATER DIS	668,640			668,640		0.0 %
94074	* KAAANAPALI RESORT R-1 H2O DIST	668,640	0	0	668,640	0	0.0 %
345377	W MAUI RECYC'D WATER SYS EXP	49,675			49,675		0.0 %
94077	* WEST MAUI RECYCLED H2O SYS EXP	49,675	0	0	49,675	0	0.0 %
356468	LAHAINA WWRF MODIFICATN	497,797		497,797			0.0 %
95068	* LAHAINA WWRF MODIFICATIONS	497,797	0	497,797	0	0	0.0 %
356469	LAHAINA WWRF ODOR CTRL	1,935,267		1,905,092	30,175		0.0 %
95069	* LAHAINA WWRF ODOR CONTROL	1,935,267	0	1,905,092	30,175	0	0.0 %
356470	NAPILI #5&6 FM REPLACEMENTS	231,248		36,418	194,830		0.0 %
95070	* NAPILI NO. 5/6 FM REPLACEMENTS	231,248	0	36,418	194,830	0	0.0 %
356471	NAPILI WWPS #1-6 MODIFC	313,036		128,252	184,783		0.0 %

County of Maui
Statement of Appropriations and Expenditures
Capital Improvement Program by District
Fiscal Year Ending 6/30/2017 - as of 6/30/2017

06	West Maui	Prior Year Encumbrance / Carryover	Amended Budget / Lapses	Year to Date Expended	Current Encumbrance 06/30/2017	Balance Available	% of Budget Available
Index	* Activity ** Program *** District						
95071	* NAPILI WW PUMP STN1-6 MODIFCTN	313,036	0	128,252	184,783	0	0.0 %
369201	LAHAINA WWRF MODFCTN STAGE 1A	149,581		41,410	108,171		0.0 %
96000	* FY2006/1996 CIP Projects	149,581	0	41,410	108,171	0	0.0 %
367156	EPA CONSENT DECREE SEWER REHAB	1,000,000		202,420	797,580		0.0 %
96056	* W MAUI EPA CONSENT DCR SEWER	1,000,000	0	202,420	797,580	0	0.0 %
367157	LAHAINA WWPS #3 MODI	1,600,000			1,600,000		0.0 %
96057	* LAHAINA WWPS #3 MODIFICATIONS	1,600,000	0	0	1,600,000	0	0.0 %
367158	NAPILI WWPS #5 MODI	120,000		120,000			0.0 %
96058	* NAPILI WWPS #5 MODIFICATIONS	120,000	0	120,000	0	0	0.0 %
367159	NAPILI WWPS #6 MODI	120,000		120,000			0.0 %
96059	* NAPILI WWPS #6 MODIFICATIONS	120,000	0	120,000	0	0	0.0 %
367160	SHERATON WW LIFT MODI	80,000		54,485	25,515		0.0 %
96060	* SHERATON WWLIFT STN MODIFICAT	80,000	0	54,485	25,515	0	0.0 %
367161	W MAUI RECYCLED WTR SYS	1,360,000	(667,434)		692,566		0.0 %
96061	* W MAUI RECYCLED WATER S EXP	1,360,000	(667,434)	0	692,566	0	0.0 %
367174	LAHAINA WWRF MOD ST 1A	12,500,000		1,831,000	10,669,000		0.0 %
96074	* LAHAINA WWRF MODI STAGE 1A	12,500,000	0	1,831,000	10,669,000	0	0.0 %
378320	LAHAINA WWRF UPGRD PORTBL REUS		150,000		147,316	2,684	1.8 %
97020	* LAH WWRF UPGRD/DIR POTABLE REU	0	150,000	0	147,316	2,684	1.8 %
378321	NAPILI #3 FM REPLCMENT		200,000		200,000		0.0 %
97021	* NAPILI NO.3 FM REPLACEMENT	0	200,000	0	200,000	0	0.0 %
378322	NAPILI #4 FM REPLCMENT		200,000		200,000		0.0 %

County of Maui
Statement of Appropriations and Expenditures
Capital Improvement Program by District
Fiscal Year Ending 6/30/2017 - as of 6/30/2017

06	West Maui	Prior Year Encumbrance / Carryover	Amended Budget / Lapses	Year to Date Expended	Current Encumbrance 06/30/2017	Balance Available	% of Budget Available
Index	* Activity ** Program *** District						
97022	* NAPILI NO.4 FM REPLCMNT	0	200,000	0	200,000	0	0.0 %
378323	NAPILI #5 #6 FM REPLCMENT		3,200,000			3,200,000	100.0 %
97023	* NAPILI NOS.5&6 FM REPLCMNT	0	3,200,000	0	0	3,200,000	100.0 %
378324	LAHAINA WWRF MODI STG 1A		12,500,000		12,500,000		0.0 %
97024	* LAHAINA WWRF MODI, STAGE 1A	0	12,500,000	0	12,500,000	0	0.0 %
378325	SHERATON WWPS MODIFICATIONS		1,000,000			1,000,000	100.0 %
97025	* SHERATON WWPS MODIFICATIONS	0	1,000,000	0	0	1,000,000	100.0 %
378408	LAHAINA WWPS #3 MODI		110,000			110,000	100.0 %
97121	* LAHAINA WWPS #3 MODIFICATIONS	0	110,000	0	0	110,000	100.0 %
909	** Wastewater Facilities	21,417,732	16,692,566	5,289,279	28,345,035	4,475,982	11.7 %
District ***	West Maui	27,543,478	29,998,169	5,728,078	33,729,559	18,084,007	31.4 %

County of Maui
Statement of Appropriations and Expenditures
Capital Improvement Program by District
Fiscal Year Ending 6/30/2017 - as of 6/30/2017

07	Lanai	Prior Year Encumbrance / Carryover	Amended Budget / Lapses	Year to Date Expended	Current Encumbrance 06/30/2017	Balance Available	% of Budget Available
Index	* Activity ** Program *** District						
367110	LANAI FIRE STN IMPRVMT	10,000	(10,000)				-
96010	* LANAI FIRE STN IMPRVMTS	10,000	(10,000)	0	0	0	- -
378329	LANAI FIRE STN IMPRVMTS		10,000			10,000	100.0 %
97029	* LANAI FIRE STN IMPROVEMENTS	0	10,000	0	0	10,000	100.0 %
378286	LANAI BASEYARD IMPRV		19,650	18,650	1,000		0.0 %
97086	* LANAI BASEYARD IMPROVEMENTS	0	19,650	18,650	1,000	0	0.0 %
903	** Government Facilities	10,000	19,650	18,650	1,000	10,000	33.7 %
356417	LANAI PARKS SYSTEM	7,483	(577)	6,906			0.0 %
95017	* LANAI PARKS SYSTEM	7,483	(577)	6,906	0	0	0.0 %
367111	LANAI PARKS SYSTEM	119,731	(59)	89,388	30,284		0.0 %
96011	* LANAI PARKS SYSTEM	119,731	(59)	89,388	30,284	0	0.0 %
378246	LANAI PARKS SYSTEM		20,753	1,600	19,153		0.0 %
378345	LANAI PARKS SYSTEM		25,000		25,000		0.0 %
97045	* LANAI PARKS SYSTEM	0	45,753	1,600	44,153	0	0.0 %
904	** Parks and Recreation	127,214	45,117	97,894	74,437	0	0.0 %
District *** Lanai		137,214	64,767	116,544	75,437	10,000	5.0 %

County of Maui
Statement of Appropriations and Expenditures
Capital Improvement Program by District
Fiscal Year Ending 6/30/2017 - as of 6/30/2017

08	Molokai	Prior Year Encumbrance / Carryover	Amended Budget / Lapses	Year to Date Expended	Current Encumbrance 06/30/2017	Balance Available	% of Budget Available
	Index * Activity ** Program *** District						
367246	KAUNAKAKAI DRAINAGE SYS B	328,689		140,235	188,454		0.0 %
96046	* KAUNAKAKAI DRAINAGE SYSTEM B	328,689	0	140,235	188,454	0	0.0 %
378290	KAUNAKAKAI DRAIN SYS B		69,700		69,700		0.0 %
97090	* KAUNAKAKAI DRAINAGE SYSTEM B	0	69,700	0	69,700	0	0.0 %
901	** Drainage	328,689	69,700	140,235	258,154	0	0.0 %
356459	MOLOKAI BASEYARD DESIGN&C	162,541		38,069	124,472		0.0 %
95059	* MOLOKAI BASEYARD	162,541	0	38,069	124,472	0	0.0 %
378268	KAUNAKAKAI POLICE STN		884	884			0.0 %
97068	* KAUNAKAKAI POLICE STATION	0	884	884	0	0	0.0 %
378392	MOLOKAI BASEYARD		3,703,000			3,703,000	100.0 %
97091	* MOLOKAI BASEYARD	0	3,703,000	0	0	3,703,000	100.0 %
903	** Government Facilities	162,541	3,703,884	38,953	124,472	3,703,000	95.8 %
356418	MOLOKAI PARKS SYSTEM	18,064	(9,032)	9,032			0.0 %
95018	* MOLOKAI PARKS SYSTEM	18,064	(9,032)	9,032	0	0	0.0 %
367112	MOLOKAI PARKS SYSTEM	225,455	(21,312)	177,494	26,649		0.0 %
96012	* MOLOKAI PARKS SYSTEM	225,455	(21,312)	177,494	26,649	0	0.0 %
378351	MOLOKAI PARKS SYSTEM		320,000	44	148,173	171,783	53.7 %
97051	* MOLOKAI PARKS SYSTEM	0	320,000	44	148,173	171,783	53.7 %
904	** Parks and Recreation	243,519	289,656	186,570	174,822	171,783	32.2 %
524780	MOLOKAI DISTRIB SYST IMPRVMTS	1,685			1,685		0.0 %
94093	* MOLOKAI DIST SYSTEM IMPROVEMEN	1,685	0	0	1,685	0	0.0 %
524790	MOLOKAI SOURCE IMPROVEMENTS	275,190			275,190		0.0 %

County of Maui
Statement of Appropriations and Expenditures
Capital Improvement Program by District
Fiscal Year Ending 6/30/2017 - as of 6/30/2017

08	Molokai	Prior Year	Amended	Year	Current	Balance	% of
Index	Activity ** Program *** District	Encumbrance	Budget /	to Date	Encumbrance	Available	Budget
* Activity ** Program *** District		/ Carryover	Lapses	Expended	06/30/2017		Available
94094	* MOLOKAI SOURCE IMPROVEMENTS	275,190	0	0	275,190	0	0.0 %
905	** WATER SUPPLY	276,875	0	0	276,875	0	0.0 %
345278	MOLOKAI LDFILL CELL#4 CONSTRUC		63,232	63,232			0.0 %
94059	* MOLOKAI LANDFILL CELL#4 CONSTR	0	63,232	63,232	0	0	0.0 %
367170	KALAMAULA CLOSED LF REMEDIATIN	400,000		57,505	342,495		0.0 %
96070	* KALAMAULA CLSD LF REMEDIATION	400,000	0	57,505	342,495	0	0.0 %
378313	MOLOKAI LF-ENVTL ASSESSMNT		160,000	25,258	134,742		0.0 %
97013	* MOLIKAI LF-ENV'TAL ASSESSMNT	0	160,000	25,258	134,742	0	0.0 %
908	** Solid Waste Facilities	400,000	223,232	145,995	477,237	0	0.0 %
District ***	Molokai	1,411,624	4,286,472	511,753	1,311,560	3,874,783	68.0 %

County of Maui
Statement of Appropriations and Expenditures
Capital Improvement Program by District
Fiscal Year Ending 6/30/2017 - as of 6/30/2017

09	Countywide	Prior Year	Amended	Year	Current	Balance	% of
Index	Activity ** Program *** District	Encumbrance	Budget /	to Date	Encumbrance	Available	Budget
		/ Carryover	Lapses	Expended	06/30/2017		Available
321203	CW DRAINAGE IMPROVEMENTS	566,257		176,069	390,188		0.0 %
92037	* CW DRAINAGE IMPROVEMENTS	566,257	0	176,069	390,188	0	0.0 %
331249	CW DRAINAGE IMPROVEMENTS	195,702		12,571	183,131		0.0 %
93049	* CW DRAINAGE IMPROVEMENTS	195,702	0	12,571	183,131	0	0.0 %
345319	CW DRAINAGE IMPROVEMENTS	154,222	(1,271)		152,950		0.0 %
345389	PAPA AVE DRAINAGE IMPROVEMENTS	36,385		8,837	27,548		0.0 %
94019	* CW DRAINAGE IMPROVEMENTS	190,607	(1,271)	8,837	180,498	0	0.0 %
356272	CW DRAINAGE-KAHEKILI HWY	52,787		32,697	20,090		0.0 %
356273	CW DRAINAGE-S KIHEI CULVERT	11,410			11,410		0.0 %
356283	CW DRAINAGE-MAKENA ALANUI	3,000			3,000		0.0 %
95056	* CW DRAINAGE IMPROVEMENTS	67,197	0	32,697	34,500	0	0.0 %
367248	CW DRAINAGE IMPROVEMENTS		48,211			48,211	100.0 %
368260	CW DRAINAGE HAIKU RD	85,059		91,851		(6,792)	(8)%
368261	CW DRAINAGE NAPILI 4/5 CULVERT	243,000			243,000		0.0 %
368262	CW DRAINAGE WAIEHU STREAM	266,380			266,380		0.0 %
368263	CW DRAINAGE WAIPOLI	173,897		135,536	75,471	(37,110)	(21.3)%
368268	CW DRAINAGE KALEPA REPAIRS	219,577		219,577			0.0 %
368269	CW DRAINAGE MALUHIA BCH LOTS S	45,127				45,127	100.0 %
368270	CW DRAINAGE HIOLANI ST	11,430		8,572	2,857		0.0 %
368273	CW DRAINAGE WAIAKOA DRAINAGEWY			38,112	11,324	(49,436)	-
96048	* CW DRAINAGE IMPROVEMENTS	1,044,470	48,211	493,648	599,032	0	0.0 %
378369	CW DRAINAGE IMPROVEMENTS		1,000,000			1,000,000	100.0 %
379075	CW DRAINAGE HIOLANI ST			50,501	109,725	(160,226)	-
379082	CW DRAINAGE WAKEA & HOOHANA			128	178,435	(178,563)	-
379093	CW DRAINAGE HAIKU ROAD			47,862	64,438	(112,300)	-
379149	CW DRAINAGE IAO STREAM FLD CTR			3,114		(3,114)	-
379152	CW DRAINAGE KILOU ST DRAINLINE			39,406		(39,406)	-

County of Maui
Statement of Appropriations and Expenditures
Capital Improvement Program by District
Fiscal Year Ending 6/30/2017 - as of 6/30/2017

09	Countywide	Prior Year	Amended	Year	Current	Balance	% of
Index	Activity ** Program *** District	Encumbrance	Budget /	to Date	Encumbrance	Available	Budget
		/ Carryover	Lapses	Expended	06/30/2017		Available
379156	CW DRAINAGE HAUOLI ST				71,616	(71,616)	-
379160	CW DRAINAGE KALIALINUI			4,613		(4,613)	-
97069	* CW DRAINAGE IMPROVEMENTS	0	1,000,000	145,624	424,214	430,162	43.0 %
901	** Drainage	2,064,233	1,046,940	869,446	1,811,563	430,162	13.8 %
331136	CW PW ADA IMPROVEMENTS	78,427		78,427			0.0 %
93036	* CW PW ADA IMPROVEMENTS	78,427	0	78,427	0	0	0.0 %
331251	PUBLIC SAFETY RADIO SYSTEM	9,468	(9,468)				-
93051	* PUBLIC SAFETY RADIO SYSTEM	9,468	(9,468)	0	0	0	- -
345291	BUS STOPS & SHELTERS	4,164		4,164			0.0 %
94060	* BUS STOPS & SHELTERS	4,164	0	4,164	0	0	0.0 %
345290	PUBLIC SAFETY RADIO SYS REPLC	976,281		629,629	346,652		0.0 %
94062	* PUBLIC SAFETY RADIO SYS REPLCT	976,281	0	629,629	346,652	0	0.0 %
345363	PUBLIC SAFETY RADIO SYSTEM REP	22,900		22,900			0.0 %
94063	* PUBLIC SAFETY RADIO SYS REPLAC	22,900	0	22,900	0	0	0.0 %
356425	BUS STOPS AND SHELTERS	329,842	(64,138)	265,703			0.0 %
95025	* BUS STOPS AND SHELTERS	329,842	(64,138)	265,703	0	0	0.0 %
356460	PUBLIC SAFETY RADIO SYSTEM REP	293,770	(30,532)	30,175	233,063		0.0 %
95060	* PUBLIC SAFETY RADIO SYS REPLAC	293,770	(30,532)	30,175	233,063	0	0.0 %
367250	BUS STOPS & SHELTERS	99,540	534,618	390,352	243,806		0.0 %
96050	* BUS STOPS AND SHELTERS	99,540	534,618	390,352	243,806	0	0.0 %
367256	SW CW EQUIPMENT	2,035,664		2,035,664			0.0 %
367258	PUMPER TRUCK/PUKOO FIRE	696,457		696,457			0.0 %

County of Maui
 Statement of Appropriations and Expenditures
 Capital Improvement Program by District
 Fiscal Year Ending 6/30/2017 - as of 6/30/2017

09	Countywide	Prior Year	Amended	Year	Current	Balance	% of
Index	Activity ** Program *** District	Encumbrance	Budget /	to Date	Encumbrance	Available	Budget
		/ Carryover	Lapses	Expended	06/30/2017		Available
96051	* CW EQUIPMENT	2,732,121	0	2,732,121	0	0	0.0 %
378226	WM VACUUM ST SWEEPER		278,988		278,988		0.0 %
378227	REFUSE TRUCK/LOADER/COMPACTOR		2,871,626	832,738	2,038,888		0.0 %
97027	* CW EQUIPMENT	0	3,150,614	832,738	2,317,876	0	0.0 %
378371	BRIDGE INSPECTN & EVALUATION		80,000		80,000		0.0 %
97071	* BRIDGE INSPECTN/EVALUATION	0	80,000	0	80,000	0	0.0 %
378210	BUS STOP AND SHELTERS		84,500	38,940	45,560		0.0 %
97107	* BUS STOPS/SHELTERS	0	84,500	38,940	45,560	0	0.0 %
902	** Other Projects	4,546,513	3,745,594	5,025,149	3,266,957	0	0.0 %
303189	COUNTY BUILDING RENOVATION	46,706		46,706			0.0 %
90113	* County bldg renovations	46,706	0	46,706	0	0	0.0 %
303191	CW FIRE FACILITIES	1,750			1,750		0.0 %
90115	* CW fire facilities	1,750	0	0	1,750	0	0.0 %
313204	CW FACILITY BUILDING IMPRVMENTS	47,589	(6,960)	40,629			0.0 %
91034	* CW facilty bldg improvements	47,589	(6,960)	40,629	0	0	0.0 %
313205	CW FIRE FACILITIES	38,075			38,075		0.0 %
91035	* CW fire facilities	38,075	0	0	38,075	0	0.0 %
323021	CW FIRE FACILITIES	3,958			3,958		0.0 %
92008	* CW FIRE FACILITIES	3,958	0	0	3,958	0	0.0 %
331115	CW FACILITY BLDG IMPROVEMENTS	15,271		10,606	4,665		0.0 %
93015	* CW FACILITY BLDG IMPROVEMENTS	15,271	0	10,606	4,665	0	0.0 %
331117	CW POLICE FACILITIES	23,753			23,753		0.0 %

County of Maui
Statement of Appropriations and Expenditures
Capital Improvement Program by District
Fiscal Year Ending 6/30/2017 - as of 6/30/2017

09	Countywide	Prior Year	Amended	Year	Current	Balance	% of
Index	* Activity ** Program *** District	Encumbrance	Budget /	to Date	Encumbrance	Available	Budget
		/ Carryover	Lapses	Expended	06/30/2017		Available
93017	* CW POLICE FACILITIES	23,753	0	0	23,753	0	0.0 %
345320	CW FACILITY BLDG IMPROVEMENTS	42,609	(10,822)	19,211	12,577		0.0 %
94020	* CW FACILITY BLDG IMPROVEMENTS	42,609	(10,822)	19,211	12,577	0	0.0 %
345321	CW FIRE FACILITIES	149,808	(260)	138,090	11,458		0.0 %
94021	* CW FIRE FACILITIES	149,808	(260)	138,090	11,458	0	0.0 %
345323	CW FUEL TANK REPLACEMENTS	211,210		211,210			0.0 %
94023	* CW FUEL TANK REPLACEMENTS	211,210	0	211,210	0	0	0.0 %
345264	KALANA O MAUI CAMPUS EXP DESIG	340,944		28,738	312,206		0.0 %
94102	* KALANA O MAUI CAMPUS EXP DESIG	340,944	0	28,738	312,206	0	0.0 %
356451	CW FAC KALANA PAKUI CARPET	18,000	(18,000)				-
356544	CW FAC BLDG CRTHOUSE CHILLER	8,325			8,325		0.0 %
356558	CW FAC KALANA LEAK RPR	20,996	(14,005)	6,991			0.0 %
356583	CW FAC KALANA ELECTRICAL UPGRD	135,000		60,000	75,000		0.0 %
356599	CW FAC KAOHU ST PARK'G LOT	49,000			49,000		0.0 %
356606	CW FAC MUNI CAMPUS LSCAPE	8,100			8,100		0.0 %
356613	CW FAC KALANA O MAUI PRK LOT	5,700		3,820	1,880		0.0 %
95021	* CW FACILITY BLDG IMPROVEMENTS	245,121	(32,005)	70,811	142,305	0	0.0 %
356452	CW POLICE FAC-RECORDS&EVIDENCE	115,761		115,761			0.0 %
95022	* CW POLICE FACILITIES	115,761	0	115,761	0	0	0.0 %
367113	CW FIRE FACILITIES	300,000	(299,282)			718	100.0 %
368801	CW FIRE FACILITIES			(63,453)		63,453	-
368877	CW FIRE FAC FUEL TANK REPLCMNT			718		(718)	-
96013	* CW FIRE FACILITIES	300,000	(299,282)	(62,735)	0	63,453	8,837.5 %
367114	CW FUEL TANK FACILITIES	100,000	(20,500)			79,500	100.0 %
368892	CW FUEL TANK LANAI FIRE STN				79,500	(79,500)	-

County of Maui
Statement of Appropriations and Expenditures
Capital Improvement Program by District
Fiscal Year Ending 6/30/2017 - as of 6/30/2017

09	Countywide	Prior Year	Amended	Year	Current	Balance	% of
Index	Activity ** Program *** District	Encumbrance	Budget /	to Date	Encumbrance	Available	Budget
*	**	/	Lapses	Expended	06/30/2017	(Available
96014	* CW FUEL TANK REPLACEMENTS	100,000	(20,500)	0	79,500	0	0.0 %
367115	CW POLICE FACILITIES	150,000	(73,961)			76,039	100.0 %
368882	CW POLICE COTTAGE B			75,559	480	(76,039)	-
96015	* CW POLICE FACILITIES	150,000	(73,961)	75,559	480	0	0.0 %
367249	CW FACILITY BLDG IMPRV		139,720			139,720	100.0 %
368265	CW FAC BLDG IMPRV KAOHU	161,754			161,754		0.0 %
368267	CW FAC BLDG KALANA O MAUI	13,912		3,874	76,100	(66,062)	(474.9)%
368271	CW FAC BLDG MUNICIPAL CAMPUS	47,427		41,358	18,109	(12,040)	(25.4)%
368272	CW FAC REPLC OLD CO CRTHOUSE	6,307			6,307		0.0 %
368274	CW FAC IAO PLAZA			1,618		(1,618)	-
368275	CW FAC REPLC VARIOUS LOC			31,609	28,391	(60,000)	-
96049	* CW FACILITY BLDG IMPROVEMENTS	229,400	139,720	78,459	290,661	0	0.0 %
378326	CW DMVL SATELLITE OFFICE		137,200			137,200	100.0 %
379079	CW DMVL SATELLITE KIHEI			44,805	22,318	(67,123)	-
379080	CW DMVL SATELLITE MOLOKAI			7,470		(7,470)	-
379081	CW DMVL SATELLITE HANA			5,645	3,869	(9,514)	-
97026	* CW DMVL SATELLITE OFFICE UPGRD	0	137,200	57,920	26,187	53,093	38.7 %
378367	CW POLICE FACILITIES		940,000			940,000	100.0 %
379094	CW POLICE FAC WAI STN REC&EVID			149,034		(149,034)	-
97067	* CW POLICE FACILITIES	0	940,000	149,034	0	790,966	84.1 %
378370	CW FACILITY BLDG IMPRV		350,000			350,000	100.0 %
379104	CW FAC KOM RETAINING WALLS			101,899		(101,899)	-
97070	* CW FAC BLDG IMPROVEMENTS	0	350,000	101,899	0	248,101	70.9 %
393016	CW FIRE FACILITIES	29,513			29,513		0.0 %
99015	* CW FIRE FACILITIES	29,513	0	0	29,513	0	0.0 %

County of Maui
Statement of Appropriations and Expenditures
Capital Improvement Program by District
Fiscal Year Ending 6/30/2017 - as of 6/30/2017

09	Countywide	Prior Year	Amended	Year	Current	Balance	% of
Index	* Activity ** Program *** District	Encumbrance	Budget /	to Date	Encumbrance	Available	Budget
		/ Carryover	Lapses	Expended	06/30/2017		Available
903	** Government Facilities	2,091,468	1,123,130	1,081,898	977,088	1,155,613	35.9 %
331120	LARGE CAP CESSPOOL CLOSURE	2,890			2,890		0.0 %
93020	* LARGE CAPACITY CESSPOOL CLOSE	2,890	0	0	2,890	0	0.0 %
356453	CW PARKS ADA ACCESSIBLE	880		880			0.0 %
356495	CW PARKS ADA GENERAL MISC	60,000			60,000		0.0 %
356602	CW PARKS ADA WAIEHU GOLF COURS	14,140		11,374	2,766		0.0 %
356609	CW PARKS ADA SUN-YAT-SEN	9,700		8,300	1,400		0.0 %
95023	* CW PARKS AM W/ DISABILITIES IM	84,720	0	20,554	64,166	0	0.0 %
356502	CW PARK RESTROOM FAC MAINT	139,079		17,929	121,150		0.0 %
356540	CW PARK RR FAC-HOOKIPA	6,915			6,915		0.0 %
356545	CW PARK RR FAC-WAIALE	5,312			5,312		0.0 %
356546	CW PARK RR FAC-KEO SKATE	5,512			5,512		0.0 %
356547	CW PARK RR KEO SBALL FLD	5,600			5,600		0.0 %
356548	CW PARK RR KULA BALL FLD	5,189			5,189		0.0 %
356549	CW PARK RR KULA COMM CTR	7,190			7,190		0.0 %
356551	CW PARK RR ETAM MH& FLD	8,420			8,420		0.0 %
356552	CW PARK RR HAIKU CC/ADA	3,227			3,227		0.0 %
356553	CW PARK RR TAVARES CCTR	5,498			5,498		0.0 %
356554	CW PARK RR KEOKEA PARK	5,436			5,436		0.0 %
356555	CW PARK RR DT FLEMMING	4,992			4,992		0.0 %
356556	CW PARK RR KEO PLAYGRND	5,550			5,550		0.0 %
356557	CW PARK RR PAIA CCTR	1,275			1,275		0.0 %
95024	* CW PARK RR FACILITY IMPROVEMNT	209,195	0	17,929	191,266	0	0.0 %
367116	CW PARKS ADA IMPROVEMENTS	170,222	(10,770)			159,452	100.0 %
368822	CW PARKS ADA WAIEHU GOLF	560			49,406	(48,845)	(8722.3)%
368856	CW PARKS ADA KAHULUI SCH	25,802		48,932	2,570	(25,700)	(99.6)%
368871	CW PARKS ADA KALAMA BB COURT			80,654	4,253	(84,907)	-

County of Maui
Statement of Appropriations and Expenditures
Capital Improvement Program by District
Fiscal Year Ending 6/30/2017 - as of 6/30/2017

09	Countywide	Prior Year	Amended	Year	Current	Balance	% of
Index	Activity ** Program *** District	Encumbrance	Budget /	to Date	Encumbrance	Available	Budget
		/ Carryover	Lapses	Expended	06/30/2017		Available
96016	* CW PARKS ADA IMPROVEMENTS	196,584	(10,770)	129,586	56,229	0	0.0 %
367252	LARGE CAPACITY CESSPOOL	99,664	142,700	186,869	55,495		0.0 %
96052	* LARGE CAPACITY CESSPOOL CLOSUR	99,664	142,700	186,869	55,495	0	0.0 %
378332	CW PARK PLAYGROUND IMPRV		770,000			770,000	100.0 %
378334	CW PARK WAILUKU HEIGHTS		30,000			30,000	100.0 %
378336	CW PARK PLAYGROUND IMPRV		115,000			115,000	100.0 %
379132	CW PARK PLAYGRD WAIALE PARK			265,400	1,400	(266,800)	-
379140	CW PARK PLAYGRD KEOPUOLANI PRK			2,030		(2,030)	-
379141	CW PARK PLAYGRD SO MAUI			50		(50)	-
97032	* CW PARK PLAYGROUND IMPROVEMENT	0	915,000	267,480	1,400	646,120	70.6 %
378333	CW ADA IMPROVMENTS		300,000			300,000	100.0 %
379107	CW ADA IMPROV KAH SCH PARK P-2			79,249	3,219	(82,468)	-
379115	CW ADA IMPROV SUN YAT-SEN			101,980		(101,980)	-
379131	CW ADA IMPROV M PAUOLE CTR			1,556		(1,556)	-
379148	CW ADA IMPROV KALAMA PRK BB CT				10,333	(10,333)	-
97033	* CW ADA IMPROVEMENTS	0	300,000	182,785	13,552	103,663	34.6 %
379515	MAUI MOTOR SPORTS PARK		2,000,000		6,475	1,993,525	99.7 %
97099	* State/Fed/PVT FY96 FY06 FY16	0	2,000,000	0	6,475	1,993,525	99.7 %
904	** Parks and Recreation	593,053	3,346,930	805,203	391,473	2,743,308	69.6 %
520770	C'WIDE TANK/FACILITY IMPROVEM.	5,900			5,900		0.0 %
90196	* CW facility improvements	5,900	0	0	5,900	0	0.0 %
541260	COUNTYWIDE LAND APPRAISAL/ACQ	184,548	(184,548)				-
91062	* CW facility imprvments	184,548	(184,548)	0	0	0	-
521590	FACILITY IMPRVMTS	2,877		2,877			0.0 %

County of Maui
Statement of Appropriations and Expenditures
Capital Improvement Program by District
Fiscal Year Ending 6/30/2017 - as of 6/30/2017

09	Countywide	Prior Year	Amended	Year	Current	Balance	% of
Index	Activity ** Program *** District	Encumbrance	Budget /	to Date	Encumbrance	Available	Budget
		/ Carryover	Lapses	Expended	06/30/2017		Available
91067	* CW facility improvements	2,877	0	2,877	0	0	0.0 %
522900	C'WIDE PIPE/FACILITY IMPROVMTS	15,022		15,022			0.0 %
522930	C'WIDE LAND APPRAISL/ACQUISITN	12,988			12,988		0.0 %
92087	* CW FACILITY IMPROVEMENTS	28,010	0	15,022	12,988	0	0.0 %
543150	COUNTYWIDE SOURCE DEVELOP/ACQ	289,527	(172,524)		117,003		0.0 %
93083	* CW SOURCE DEVT/ACQUISITION	289,527	(172,524)	0	117,003	0	0.0 %
523540	COUNTYWIDE FACILITY IMPROVMTS	583,113		438,997	144,117		0.0 %
93087	* CW FACILITY IMPROVEMENTS	583,113	0	438,997	144,117	0	0.0 %
524820	COUNTYWIDE FACILITY IMPROVMTS	729,523		685,553	43,970		0.0 %
524830	COUNTYWIDE PUMP IMPROVEMENTS	706,499		706,499	281,924	(281,924)	(39.9)%
94095	* CW FACILITY IMPROVEMENTS	1,436,022	0	1,392,052	325,894	(281,924)	(19.6)%
544120	CW Source Dev/Acquisition	80,704	(108,124)	(27,420)			0.0 %
94096	* CW SOURCE DEV'T/ACQUISITION	80,704	(108,124)	(27,420)	0	0	0.0 %
535050	WAILUKU HEIGHTS TANK 30 BOOSTE	7,669,297		2,722,631	5,033,381	(86,714)	(1.1)%
95084	* CW UPGRADES and REPLACEMENT	7,669,297	0	2,722,631	5,033,381	(86,714)	(1.1)%
545160	COUNTYWIDE RELIABLE CAPACITY	1,191,150	(15,000)	455,182	720,968		0.0 %
95086	* CW RELIABLE CAPACITY	1,191,150	(15,000)	455,182	720,968	0	0.0 %
545170	CTYWIDE UPGRADES & REPLCMTS	507,826		507,826			0.0 %
95087	* CW UPGRADES AND REPLACEMENT	507,826	0	507,826	0	0	0.0 %
525010	COUNTYWIDE CONSERVATION	668,456		53,900	614,556		0.0 %
95088	* CW CONSERVATION PROGRAM	668,456	0	53,900	614,556	0	0.0 %
525020	CTYWIDE FACILITY IMPRVMTS	1,863,553	(7,073)	888,757	1,019,945	(52,222)	(2.8)%

County of Maui
Statement of Appropriations and Expenditures
Capital Improvement Program by District
Fiscal Year Ending 6/30/2017 - as of 6/30/2017

09	Countywide	Prior Year	Amended	Year	Current	Balance	% of
Index	Activity ** Program *** District	Encumbrance	Budget /	to Date	Encumbrance	Available	Budget
		/ Carryover	Lapses	Expended	06/30/2017		Available
95089	* CW FACILITY IMPROVEMENTS	1,863,553	(7,073)	888,757	1,019,945	(52,222)	(2.8)%
525040	CTYWIDE UPGRADES & REPLCMTS	599,897	(467)	580,933	18,496		0.0 %
95090	* CW UPGRADES AND REPLACEMENT	599,897	(467)	580,933	18,496	0	0.0 %
526030	CW CONSERVATION PROGRAM	964,616	(747,946)	216,670			0.0 %
96077	* CW CONSERVATION PROGRAM	964,616	(747,946)	216,670	0	0	0.0 %
526040	CW UPGRADES & REPLACEMENT	2,438,237	(649,445)	116,523	1,672,269		0.0 %
96078	* CW UPGRADES & REPLACEMENT	2,438,237	(649,445)	116,523	1,672,269	0	0.0 %
537000	OMAOPIO TANK BOOSTER PUMP REPL		2,000,000			2,000,000	100.0 %
97108	* OMAOPIO TANK BOOSTER PR	0	2,000,000	0	0	2,000,000	100.0 %
527030	CTYWIDE UPGRADES & RPLCMENTS		811,000	6,771	6,771	797,458	98.3 %
547010	CTYWIDE UPGRADES AND REPLCMNTS		1,950,000	88,854	453,741	1,407,405	72.2 %
97109	* CW UPGRADES & REPLACEMENTS	0	2,761,000	95,625	460,512	2,204,863	79.9 %
527010	WATERLINE SVC LATERALS RPLCMTS		1,000,000	86,309	1,390	912,300	91.2 %
97110	* CW CONSERVATION PROGRAM	0	1,000,000	86,309	1,390	912,300	91.2 %
527020	CTYWIDE FACILITY IMPRVMTS		2,150,000	104,931	229,130	1,815,939	84.5 %
97111	* CW FACILITY IMPROVEMENTS	0	2,150,000	104,931	229,130	1,815,939	84.5 %
905	** WATER SUPPLY	18,513,733	6,025,873	7,650,815	10,376,549	6,512,242	26.5 %
317016	CW BRIDGE REPAIR/MAINTENANCE	19,604		19,604			0.0 %
317020	BIKEWAY PROJECTS	146,568			146,568		0.0 %
91000	* FY 2001 CIP projects	166,172	0	19,604	146,568	0	0.0 %
327032	CW ROAD RESURFACING	490,851		379,571	111,279		0.0 %
92021	* CW ROAD RESURFACING	490,851	0	379,571	111,279	0	0.0 %

County of Maui
Statement of Appropriations and Expenditures
Capital Improvement Program by District
Fiscal Year Ending 6/30/2017 - as of 6/30/2017

09	Countywide	Prior Year	Amended	Year	Current	Balance	% of
Index	Activity ** Program *** District	Encumbrance	Budget /	to Date	Encumbrance	Available	Budget
		/ Carryover	Lapses	Expended	06/30/2017		Available
327033	CW SAFETY IMPROVEMENTS	1,805		1,805			0.0 %
92022	* CW SAFETY IMPROVEMENTS	1,805	0	1,805	0	0	0.0 %
337014	BIKEWAY PROGRAMS 2003	37,817			37,817		0.0 %
93000	* FY 2003 & 1993 CIP projects	37,817	0	0	37,817	0	0.0 %
331131	CW ROAD RESURFACING	330,787		304,346	26,441		0.0 %
93031	* CW ROAD RESURFACING	330,787	0	304,346	26,441	0	0.0 %
331132	CW SAFETY IMPROVEMENTS	114,679		46,136	68,544		0.0 %
93032	* CW SAFETY IMPROVEMENTS	114,679	0	46,136	68,544	0	0.0 %
331133	CW SIDEWALK IMPROVEMENTS	53,020			53,020		0.0 %
93033	* CW SIDEWALK IMPROVEMENTS	53,020	0	0	53,020	0	0.0 %
331138	CW BIKEWAY IMPROVEMENTS	139,581			139,581		0.0 %
93038	* CW BIKEWAY IMPROVEMENTS	139,581	0	0	139,581	0	0.0 %
337507	KAMALII ELEM SCH SAFE ROUTES	81,175				81,175	100.0 %
337508	PRINCESS NAHIENAENA SAFE ROUTE	48,967				48,967	100.0 %
93099	* State/Fed/Private FY2003/2013	130,142	0	0	0	130,142	100.0 %
347020	CW BIKEWAY PROGRAMS	71,590			71,590		0.0 %
94000	* FY2004 & 1994 CIP Projects	71,590	0	0	71,590	0	0.0 %
345332	CW BRIDGE IMPROVEMENTS	144,597			144,597		0.0 %
94032	* CW BRIDGE IMPROVEMENTS	144,597	0	0	144,597	0	0.0 %
345333	CW RD RESURFACING/PAVEMENT PR	815,699	(33,141)	586,560	195,999		0.0 %
94033	* CW RD RESURFACING/PAVEMENT PRE	815,699	(33,141)	586,560	195,999	0	0.0 %
345334	CW SAFETY IMPROVEMENTS	13,310	(1,484)		11,825		0.0 %

County of Maui
Statement of Appropriations and Expenditures
Capital Improvement Program by District
Fiscal Year Ending 6/30/2017 - as of 6/30/2017

09	Countywide	Prior Year	Amended	Year	Current	Balance	% of
Index	Activity ** Program *** District	Encumbrance	Budget /	to Date	Encumbrance	Available	Budget
		/ Carryover	Lapses	Expended	06/30/2017		Available
94034	* CW SAFETY IMPROVEMENTS	13,310	(1,484)	0	11,825	0	0.0 %
345335	CW SIDEWALK IMPROVEMENTS	44,862		10,954	33,908		0.0 %
94035	* CW SIDEWALK IMPROVEMENTS	44,862	0	10,954	33,908	0	0.0 %
345336	CW SPEED HUMP/SPEED TABLE PRG	84,260	(24,725)	59,535			0.0 %
94036	* CW SPEED HUMP/SPEED TABLE PRG	84,260	(24,725)	59,535	0	0	0.0 %
345337	CW BIKEWAY IMPROVEMENTS	68,030		65,030	3,000		0.0 %
94037	* CW BIKEWAY IMPROVEMENTS	68,030	0	65,030	3,000	0	0.0 %
356449	CW BRIDGE KAHOLOPO'O	51,482			51,482		0.0 %
356485	CW BRIDGE IMPR-MISC	76,400		76,400			0.0 %
356590	CW BRIDGE IMPR WAIOPAI	40,554		10,000	30,554		0.0 %
95031	* CW BRIDGE IMPROVEMENTS	168,436	0	86,400	82,036	0	0.0 %
356439	WAILUKU MUNI PARKING LOT	19,650		19,650			0.0 %
356503	CW RD RESURF-HALIIMAILE RD	14,958		8,103	6,855		0.0 %
356505	CW RD RES/PVMNT-HANSEN RD	3,476		3,476			0.0 %
356506	CW RD RES/PVMNT-KOKOMO RD	122,317		54,150	68,168		0.0 %
356507	CW RD RES/PVMNT-LONO REHAB	46,817	(14,485)	32,332			0.0 %
356522	CW RD RESURF-KUIKAHI DR	4,173		4,173			0.0 %
356525	CW RD RESURF-EAST MAUI	169,994	(166,364)	3,630			0.0 %
356526	CW RD RESURF-WEST MAUI	15,721	(14,995)	727			0.0 %
356529	CW RD RESURF-BALDWIN AVE	65,369		65,369			0.0 %
356569	CW RD RESURF-KALEPA EMERGENCY	189,076			189,076		0.0 %
356570	CW RD RESURF-WELLS&WAKEA	23,695			23,695		0.0 %
356572	CW RD RESURF-KAUPAKALOA	25,350		25,350			0.0 %
356584	CW RD RESURF-UPCOUNTRY	527,280		527,280			0.0 %
356611	CW RD RESURF-WAI MUNI PARK'G	38,345		38,345			0.0 %
95033	* CW RD RESURF & PAVEMENT PRESV	1,266,221	(195,844)	782,585	287,794	0	0.0 %

County of Maui
Statement of Appropriations and Expenditures
Capital Improvement Program by District
Fiscal Year Ending 6/30/2017 - as of 6/30/2017

09	Countywide	Prior Year	Amended	Year	Current	Balance	% of
Index	Activity ** Program *** District	Encumbrance	Budget /	to Date	Encumbrance	Available	Budget
		/ Carryover	Lapses	Expended	06/30/2017		Available
356434	CW SAFETY IMPROVEMENTS		(4,213)			(4,213)	100.0 %
356500	CW SAFETY MAINT-MISC	115,022		113,698		1,324	1.2 %
356511	CW SAFETY MAINT-WAKEA/HINA	4,566			4,566		0.0 %
356607	CW SAFETY S KIHEI RD LIGHT	64,660		61,771		2,889	4.5 %
95034	* CW SAFETY IMPROVEMENTS	184,248	(4,213)	175,469	4,566	0	0.0 %
356438	CW SIDEWK IMPRV-KANANI RD	962	(962)				-
356440	CW SIDEWK IMPRV-S MARKET	2,980			2,980		0.0 %
356444	CW SIDEWK IMPRV-S KIHEI RD	4,375	(4,375)				-
356446	CW SIDEWK IMPRV-OLD HALEAKALA	14,031		14,031			0.0 %
356582	CW SIDEWK IMPRV-PAUWELA RD	50,885		45,137	5,748		0.0 %
356589	CW SIDEWK IMPRV-KAMEHAMEHA SDW	36,600		22,070	14,530		0.0 %
95035	* CW SIDEWALK IMPROVEMENTS	109,833	(5,337)	81,238	23,258	0	0.0 %
356612	CW SPEED HUMP/SPEED CATCH ALL	11,710		11,710			0.0 %
95036	* CW SPEED HUMP/TABLE PROGRAM	11,710	0	11,710	0	0	0.0 %
356442	CW BIKEWAY-KIHEI BIKEWY II	110,088		93,128	16,959		0.0 %
95037	* CW BIKEWAY IMPROVEMENTS	110,088	0	93,128	16,959	0	0.0 %
356710	BRIDGE INSPECTN NBIS(062)	71,310	53,567	119,030	5,081	767	0.6 %
356730	SAFE ROUTES TO SCH PRG	152,109		23,430	33,287	95,393	62.7 %
95099	* State/Fed/PVT FY95-05-15	223,419	53,567	142,460	38,368	96,160	34.7 %
367122	CW BRIDGE IMPROVEMENTS	307,751	(100,848)	(14)		206,918	100.0 %
368850	CW BRIDGE IMPV/LELEKEA #81	3,375		184,704		(181,329)	(5372.7)%
368851	CW BRIDGE IMPRV/KAHANA NUI	34,127			35,977	(1,850)	(5.4)%
368855	CW BRIDGE ENGR'G CHARGES			521		(521)	-
368859	CW BRIDGE KAHAWAIOKAPIA			414		(414)	-
368873	CW BRIDGE IMPRV/KULANIHAKOI				21,282	(21,282)	-
368874	CW BRIDGE IMPRV/KALIALINUI			521		(521)	-
368876	CW BRIDGE IMPRV CATCH ALL			1,000		(1,000)	-

County of Maui
Statement of Appropriations and Expenditures
Capital Improvement Program by District
Fiscal Year Ending 6/30/2017 - as of 6/30/2017

09	Countywide	Prior Year	Amended	Year	Current	Balance	% of
	Index	Encumbrance	Budget /	to Date	Encumbrance	Available	Budget
	* Activity ** Program *** District	/ Carryover	Lapses	Expended	06/30/2017		Available
96022	* CW BRIDGE IMPROVEMENTS	345,253	(100,848)	187,146	57,259	1	0.0 %
368802	CW PAVEMENT PRESV CATCH ALL	350,649		67,157	283,493		0.0 %
96023	* CW PAVEMENT PRESERVATION	350,649	0	67,157	283,493	0	0.0 %
367124	CW RD RESRF/PAVEMENT	3,373,296	(12,780)			3,360,515	100.0 %
367324	EHA ST RDWAY DEDITION	300,000	(220,090)	71,910	8,000		0.0 %
368803	CW RD RESRF/PVMNT CATCH ALL	1,010,617		488,539	1,086,338	(564,260)	(55.8)%
368810	CW RD RESRF/PVMNT W MAUI			50	217,650	(217,700)	-
368811	CW RD RESRF/WAILUKU CAMPUS	3,710		3,710			0.0 %
368812	CW RD RESRF/MAKA/HALI AVE	20,246		20,246			0.0 %
368815	CW RD RESRF/S MAUI DISTRICT	841		321		521	62.0 %
368820	CW RD RESRF/WAI-KAHULUI	3,124		38,581	412,822	(448,280)	(14349.6)%
368836	CW RD RESRF/UPCOUNTRY			10,512	481,629	(492,140)	-
368837	CW RD RESRF/LANAI DISTRICT			436,425	112,754	(549,180)	-
368838	CW RD RESRF/MOLOKAI DIST			466,947	93,706	(560,653)	-
368840	CW RD RESRF/PIILANY HWY	162,397		61,568	100,829		0.0 %
368844	CW RD RESRF/MAKANI RD			17,404	996	(18,400)	-
368846	CW RD RESRF/HANSEN/HANA	11,050		6,255	4,795		0.0 %
368862	CW RD RESRF/HANSEN RD	151,544		92,524	5,174	53,847	35.5 %
368866	CW RD RESRF/PAPA AVE			170,304	57,591	(227,895)	-
368879	CW RD RESRF/LONO AVE, KAMEHAME			2,977	52	(3,029)	-
368884	CW RD RESRF/KUIKAHI DR			113,374	206,626	(320,000)	-
368889	CW RD RESRF/WAI MUNI PARK'G LO			13,345		(13,345)	-
96024	* CW RD RESURF & PAVEMENT PRESER	5,036,825	(232,870)	2,014,992	2,788,962	1	0.0 %
367125	CW SAFETY IMPROVEMENTS	220,363	(49,767)			170,596	100.0 %
367325	KAMEHAMEHA AVE ST LIGHT	10,000	(10,000)				-
368819	CW SAFETY GENERAL CATCH ALL	91,066		142,269	12,250	(63,453)	(69.7)%
368834	CW SAFETY WAIALE RD EXT	5,595			5,595		0.0 %
368860	CW SAFETY MAK/HALEAKALA HWY	27,709		2,500	25,209		0.0 %
368870	CW SAFETY HALIIMAILE RDWY WIDE			36,780	8,120	(44,900)	-

County of Maui
Statement of Appropriations and Expenditures
Capital Improvement Program by District
Fiscal Year Ending 6/30/2017 - as of 6/30/2017

09	Countywide	Prior Year	Amended	Year	Current	Balance	% of
Index	* Activity ** Program *** District	Encumbrance	Budget /	to Date	Encumbrance	Available	Budget
		/ Carryover	Lapses	Expended	06/30/2017		Available
368885	CW SAFETY LILOA DR EXT/NAMAUU			62,243		(62,243)	-
96025	* CW SAFETY IMPROVEMENTS	354,733	(59,767)	243,792	51,174	0	0.0 %
367126	CW SIDEWALK IMPROVEMENTS	236,641	(19,829)			216,811	100.0 %
368809	CW SIDEWALK IMPRV/S KIHEI RD	6,934		6,934			0.0 %
368827	CW SDWALK OLD HALEAKALA	36,049		4,820		31,229	86.6 %
368830	CW SIDEWALK KIHEI FIRE STN	2,830		1,405		1,426	50.4 %
368861	CW SIDEWALK PAUWELA RD	2,800		625	16,544	(14,369)	(513.2)%
368886	CW SIDEWALK LILOA DR EXT			138,979	96,118	(235,097)	-
96026	* CW SIDEWALK IMPROVEMENTS	285,254	(19,829)	152,763	112,662	0	0.0 %
367127	CW TRAFFIC CALMING PRG	139,640	(67,662)			71,978	100.0 %
368880	CW TRAFFIC KAHULUI SPD HUMP			12,264		(12,264)	-
368881	CW TRAFFIC KIHEI SPD HUMP			30,111		(30,111)	-
368883	CW TRAFFIC CHANNEL CURB SYSTEM			29,603		(29,603)	-
96027	* CW TRAFFIC CALMING PROGRAM	139,640	(67,662)	71,978	0	0	0.0 %
367128	PAVEMENT JUSTIFICATION	117,688	(8,834)	91,020	17,833		0.0 %
96028	* CW PAVEMENT JUSTIFICATION	117,688	(8,834)	91,020	17,833	0	0.0 %
367131	CW BIKEWAY IMPROVEMENTS	77,479				77,479	100.0 %
368841	CW BIKEWAY LILOA DRIVE	16,500			16,500		0.0 %
368849	CW BIKEWAY KIHEI BW PH2	34,397		34,397			0.0 %
368872	CW BIKEWAY KIHEI GREENWAY				77,479	(77,479)	-
96031	* CW BIKEWAY IMPROVEMENTS	128,376	0	34,397	93,979	0	0.0 %
369510	SAFE ROUTES TO SCH PRG	185,911				185,911	100.0 %
369511	MOLOKAI ATHLETIC COMPLEX	400,000			399,980	20	0.0 %
96099	* State/FED/PVT FY96 FY06 FY16	585,911	0	0	399,980	185,931	31.7 %
377033	CW SAFETY IMPROVEMNTS	44,733	(4,537)	1,200	38,996		0.0 %

County of Maui
Statement of Appropriations and Expenditures
Capital Improvement Program by District
Fiscal Year Ending 6/30/2017 - as of 6/30/2017

09	Countywide	Prior Year	Amended	Year	Current	Balance	% of
Index	Activity ** Program *** District	Encumbrance	Budget /	to Date	Encumbrance	Available	Budget
		/ Carryover	Lapses	Expended	06/30/2017		Available
97000	* FY1997/2007 CIP projects	44,733	(4,537)	1,200	38,996	0	0.0 %
378272	CW BRIDGE IMPROVEMENTS		206,913			206,913	100.0 %
379230	CW BRIDGE IAO STREAM			170		(170)	-
379231	CW BRIDGE IMPRV HAIKU ROAD			119,008		(119,008)	-
379232	CW BRIDGE IMPRV DCAB			95		(95)	-
379233	CW BRIDGE KAHAWAIOKAPIA			1,873		(1,873)	-
379234	CW BRIDGE KULAHIKAHAKOI			3,016	9,321	(12,337)	-
379235	CW BRIDGE INSPECTION & EVAL				74,820	(74,820)	-
97072	* CW BRIDGE IMPROVEMENT	0	206,913	124,162	84,141	(1,390)	(0.7)%
378373	CW PAVEMENT PRESERVATION		500,000			500,000	100.0 %
97073	* CW PAVEMENT PRESERVATION	0	500,000	0	0	500,000	100.0 %
378374	CW RD RESRF/PAVEMENT		5,634,267			5,634,267	100.0 %
379084	CW RD RESRF/PVMT S MAUI RDS			1,299	526,233	(527,532)	-
379098	CW RD RESRF/LEISURE ESTATES			3,973		(3,973)	-
379113	CW RD RESRF/PVMT WM DISTRICT			197	234,867	(235,064)	-
379114	CW RD RESRF/PVMT KAHEKILI HWY			447	430,490	(430,937)	-
379119	CW RD RESURFG BALDWIN AVE			9,603	14,406	(24,010)	-
379120	CW RD RESURFG UPCOUNTRY DIST			231		(231)	-
379121	CW RD RESURFG EHA STREET			142		(142)	-
379123	CW RD RESURFG MAKANI RD			18,165		(18,165)	-
379124	CW RD RESURFG VARIOUS LOC			256,101	493,899	(750,000)	-
379125	CW RD RESURFG PIILANI HWY				11,725	(11,725)	-
379133	CW RD RESURFG OLD HALEAKALA			109,729	96,453	(206,182)	-
379135	CW RD RESURFG LONO AVE				40,694	(40,694)	-
379136	CW RD RESURF HALEAKALA/MAKAWAO			47,500		(47,500)	-
379137	CW RD RESURF HANSEN RD				21,000	(21,000)	-
379138	CW RD RESURF WELLS ST				72,598	(72,598)	-
379144	CW RD RESURFG BALDWIN PHASE I			65,255	5,356	(70,611)	-
379146	CW RD RESURFG WAILEA ALANUI DR			22,092		(22,092)	-

County of Maui
Statement of Appropriations and Expenditures
Capital Improvement Program by District
Fiscal Year Ending 6/30/2017 - as of 6/30/2017

09	Countywide	Prior Year Encumbrance / Carryover	Amended Budget / Lapses	Year to Date Expended	Current Encumbrance 06/30/2017	Balance Available	% of Budget Available
Index	* Activity ** Program *** District						
379147	CW RD RESURFG LONO AVE PH2			224		(224)	-
379159	CW RD RESURFG HAIKU DISTRICT			50		(50)	-
97074	* CW RD RESUF/PAVEMNT PRESERVTN	0	5,634,267	535,008	1,947,721	3,151,537	55.9 %
378375	CW SAFETY IMPROVEMENTS		600,000			600,000	100.0 %
379076	CW SAFETY KIHEI ST LIGHTS			4,385		(4,385)	-
379085	CW SAFETY HALIIMAILE RD				5,208	(5,208)	-
379087	CW SAFETY M LANI/KAMEHAMEHA			2,800		(2,800)	-
379088	CW SAFETY CURB RAMPS			2,020	39,223	(41,243)	-
379092	CW SAFETY WAIALE RD EXT				1,200	(1,200)	-
379099	CW SAFETY LILOA DR EXT				150,000	(150,000)	-
379105	CW SAFETY PAUWELA RD SDWLK IMP				5,122	(5,122)	-
379110	CW SAFETY KAHEKILI HWY RPR				271,304	(271,304)	-
379112	CW SAFETY KEANAE RD SFTY				86,300	(86,300)	-
379118	CW SAFETY MAK/HALEAKALA HWY			468		(468)	-
379128	CW SAFETY N SHORE GRNWAY P-IV			58		(58)	-
379142	CW SAFETY MAK PUBLIC PRKG LOT				5,044	(5,044)	-
379154	CW SAFETY MOLOKAI CROSSWALK			995		(995)	-
97075	* CW SAFETY IMPROVEMENTS	0	600,000	10,726	563,401	25,873	4.3 %
378376	CW SIDEWALK IMPROVEMENTS		500,000			500,000	100.0 %
379078	CW SIDEWALK S KIHEI RD			2,289		(2,289)	-
379086	CW SIDEWALK DCAB PLAN REVIEW			3,000		(3,000)	-
379096	CW SIDEWALK KIHEI BKWAY PH2			9,934		(9,934)	-
379100	CW SIDEWALK LILOA DR EXT				222,979	(222,979)	-
379103	CW SIDEWK CURB RAMPS VAR LOC			165,323	91,855	(257,179)	-
379106	CW SIDEWALK PAUWELA RD				1,454	(1,454)	-
97076	* CW SIDEWALK IMPROVEMENTS	0	500,000	180,546	316,288	3,165	0.6 %
378377	CW TRAFFIC CALMING PRG		200,000			200,000	100.0 %
379122	CW TRAFFIC N SHORE GRNWAY			3,078		(3,078)	-

County of Maui
 Statement of Appropriations and Expenditures
 Capital Improvement Program by District
 Fiscal Year Ending 6/30/2017 - as of 6/30/2017

09	Countywide Index * Activity ** Program *** District	Prior Year Encumbrance / Carryover	Amended Budget / Lapses	Year to Date Expended	Current Encumbrance 06/30/2017	Balance Available	% of Budget Available
97077	* CW TRAFFIC CALMING PROGRAM	0	200,000	3,078	0	196,922	98.5 %
379510	SAFE ROUTES TO SCH PRG		92,956			92,956	100.0 %
97099	* State/Fed/PVT FY96 FY06 FY16	0	92,956	0	0	92,956	100.0 %
387030	CW SAFETY IMPROVEMENTS	89,068		2,544	86,523		0.0 %
98000	* FY98/08 CIP PROJECTS	89,068	0	2,544	86,523	0	0.0 %
907	** Roads	12,259,287	7,028,612	6,567,040	8,339,562	4,381,298	22.7 %
356479	SATELLITE TRFR STN PRELIM	15,000		15,000			0.0 %
95079	* SATELLITE TRANSFER STN PRELIM	15,000	0	15,000	0	0	0.0 %
378301	CW LF PV/WIND TURBINE LIGHT		195,000			195,000	100.0 %
97001	* CW LANDFILL PV/WIND TURBINE	0	195,000	0	0	195,000	100.0 %
378302	ENV'TAL COMP SYS DSGN/CTNS		250,000	166,948	82,937	115	0.0 %
97002	* ENV COMPLIANCE SYS DESGN/CONST	0	250,000	166,948	82,937	115	0.0 %
908	** Solid Waste Facilities	15,000	445,000	181,948	82,937	195,115	42.4 %
319010	CW PUMP STATION RENOVATIONS	21,242		21,242			0.0 %
91049	* CW pump stn renovations	21,242	0	21,242	0	0	0.0 %
319012	CW WET WELL REHABILITATION	15,791		3,381	12,410		0.0 %
91051	* CW wet well rehabilitation	15,791	0	3,381	12,410	0	0.0 %
329023	CW WSTWTR SYSTEM MODIFICATION	44,291		4,774	39,517		0.0 %
92060	* CW WW SYSTEM MODIFICATIONS	44,291	0	4,774	39,517	0	0.0 %
331170	CW EPA CONSENT DECREE COMPLIAN	181,499		55,105	126,395		0.0 %
93070	* CW EPA COMPLIANCE PROJECTS	181,499	0	55,105	126,395	0	0.0 %
331171	CW EPA WW RECLAMATION FACILITY	164,311		42,592	121,718		0.0 %

County of Maui
Statement of Appropriations and Expenditures
Capital Improvement Program by District
Fiscal Year Ending 6/30/2017 - as of 6/30/2017

09	Countywide	Prior Year	Amended	Year	Current	Balance	% of
Index	* Activity ** Program *** District	Encumbrance	Budget /	to Date	Encumbrance	Available	Budget
		/ Carryover	Lapses	Expended	06/30/2017		Available
93071	* CW EPA WWRF RENOVATION PROJ	164,311	0	42,592	121,718	0	0.0 %
331172	CW WASTEWATER SYSTEM MODIFICAT	17,533		11,424	6,110		0.0 %
93072	* CW WW SYSTEM MODIFICATION	17,533	0	11,424	6,110	0	0.0 %
345378	CW EPA DECREE COMPLIANCE PRJ	50,096		14,456	35,640		0.0 %
94078	* CW EPA CONSENT COMPLIANCE PRJ	50,096	0	14,456	35,640	0	0.0 %
345380	CW WW SYSTEM MODIFICATIONS	128,344	(6,751)	11,555	110,038		0.0 %
94080	* CW WW SYSTEM MODIFICATIONS	128,344	(6,751)	11,555	110,038	0	0.0 %
356454	CW EPA DCR LAHAINA WWPS#2	109,492		1,414	108,078		0.0 %
356497	CW EPA DCR KAA NAPALI WWPS	271,695		270,096	1,599		0.0 %
356499	CW EPA DCR PAIA WWPS FM	32,101		6,963	25,138		0.0 %
356574	CW EPA DCR COMPLIANCE PRJ	14,959			14,959		0.0 %
356581	CW EPA DCR WAI-KAH WWTP	1,042		1,042			0.0 %
95073	* CW EPA CONSENT DECREE COMPLIAN	429,289	0	279,515	149,774	0	0.0 %
356496	CW EPA DECREE KAA NAPALI WWPS	294,018		294,018			0.0 %
356564	CW EPA DECREE WAI-KAH WWRF	150,000		94,369	55,631		0.0 %
356573	CW EPA DECREE -KULANIHAKOI	110,000		58,680	51,320		0.0 %
356577	CW EPA DECREE -HI'AN HOMES	54,451		54,451			0.0 %
356580	CW EPA DECREE KIHEI WWRF GRIT	11,388		11,388			0.0 %
95074	* CW EPA CONSENT DECREE WWRF REN	619,857	0	512,906	106,951	0	0.0 %
356509	CW WW SYSTEM MOD-GENERAL	34,099		34,099			0.0 %
356520	CW WW SYSTEM MOD-KIHEI FM	25,409			25,409		0.0 %
356521	CW WW SYSTEM MOD-WM RECYCLED	128,161		30,855	97,306		0.0 %
356530	CW WW SYSTEM MOD-WWRF SHORELIN	56,508		26,080	30,427		0.0 %
356543	CW WW SYSTEM MOD-WAIEHU	2,059			2,059		0.0 %
356579	CW WW SYSTEM MOD-NAPILI	9,304			9,304		0.0 %

County of Maui
Statement of Appropriations and Expenditures
Capital Improvement Program by District
Fiscal Year Ending 6/30/2017 - as of 6/30/2017


09	Countywide	Prior Year	Amended	Year	Current	Balance	% of
Index	Activity ** Program *** District	Encumbrance	Budget /	to Date	Encumbrance	Available	Budget
		/ Carryover	Lapses	Expended	06/30/2017		Available
95075	* CW WW SYSTEM MODIFICATIONS	255,540	0	91,034	164,505	0	0.0 %
356498	CW WET WELL KAA NAPALI WWPS	68,285		68,285			0.0 %
356542	CW WET WELL MISC PROJECTS	576,717			576,717		0.0 %
95076	* CW WET WELL REHABILITATION	645,002	0	68,285	576,717	0	0.0 %
367162	CW EPA DECREE COMPLIANCE PRJ	599	(599)				-
368807	CW EPA DECREE KIHEI RECYCLED	35,370			35,370		0.0 %
368824	CW EPA DECREE CATCH ALL	105,934		104,285	1,650		0.0 %
368831	CW EPA DECREE LAHAINA WWRFM	350,000		350,000			0.0 %
96062	* CW EPA CONSENT COMPLIANCE PRJS	491,903	(599)	454,285	37,020	0	0.0 %
367163	CW EPA DECREE WW RECL RENOV	453,708	(37,011)			416,698	100.0 %
368817	CW EPA DECREE WWRF RENOVATIONS	328,539		351,058	205,978	(228,498)	(69.5)%
368826	CW EPA DECREE HAWAIIAN HOMES	8,169			105,556	(97,387)	(1192.2)%
368832	CW EPA DECREE LAHAINA WWRFM	100,000		100,000			0.0 %
368853	CW EPA DECR KIHEI WWRF PAINT'G	43,300		43,300			0.0 %
368857	CW EPA DECREE NAPILI WWPS 5&6	427,124		1,060	426,064		0.0 %
368863	CW EPA DECREE PUAMANA PS	14,497		15,497		(1,000)	(6.9)%
368864	CW EPA DECR KIHEI FM#16 REPLCM	73,587			73,587		0.0 %
368868	CW EPA DECR SHERATON WWPS MODI	197,312			197,312		0.0 %
368869	CW EPA DECR WAILUKU WWPS REPLC	7,970		7,970			0.0 %
368890	CW EPA DECR LAHAINA WWRF ODOR				70,603	(70,603)	-
368891	CW EPA DECR MALUHIA BCH LOTS			14,210		(14,210)	-
368893	CW EPA DECR APPRAISALS WK WWRF			5,000		(5,000)	-
96063	* CW EPA WWRF RENOVATION PRJS	1,654,206	(37,011)	538,095	1,079,100	0	0.0 %
367164	CW SOIL AQUIFER TREATMENT	100,000				100,000	100.0 %
368887	CW SOIL AQUIFER ENGR SVC				100,000	(100,000)	-
96064	* CW SOIL AQUIFER TRTMNT STUDY	100,000	0	0	100,000	0	0.0 %
368825	CW WWSM HAWAIIAN HOMES	96,156		73,456	22,700		0.0 %

County of Maui
Statement of Appropriations and Expenditures
Capital Improvement Program by District
Fiscal Year Ending 6/30/2017 - as of 6/30/2017


09	Countywide	Prior Year	Amended	Year	Current	Balance	% of
Index	* Activity ** Program *** District	Encumbrance	Budget /	to Date	Encumbrance	Available	Budget
		/ Carryover	Lapses	Expended	06/30/2017		Available
368828	CW WWSM NAPILI 5&6 FM	19,035			19,035		0.0 %
368833	CW WWSM LAHAINA WWRFM	301,186		48,907	252,279		0.0 %
368842	CW WWSM LAHAINA WWPS #3	59,123		31,550	27,573		0.0 %
96065	* CW WW SYSTEM MODIFICATIONS	475,500	0	153,913	321,587	0	0.0 %
378303	CW EPA DECREE COMPLIANCE PRJ		500,000			500,000	100.0 %
97003	* CW EPA COMPLIANCE PROJECTS	0	500,000	0	0	500,000	100.0 %
378304	CW EPA DECREE WW RECL RENOV		1,600,000			1,600,000	100.0 %
379129	CW EPA DECR LAH-KAH WWRF ELECT			106,309	150,621	(256,930)	-
379145	CW EPA DECR KAH AERATION BASIN				172,851	(172,851)	-
97004	* CW EPA CONSENT DCR WWFRFP	0	1,600,000	106,309	323,472	1,170,219	73.1 %
378305	CW SATELLITE RECYCLED WTR FAC		200,000			200,000	100.0 %
379143	CW SATELLITE PRELIM ENGR REPOR				188,259	(188,259)	-
97005	* CW SATELLITE RECYCLED WTR FAC	0	200,000	0	188,259	11,741	5.9 %
378306	CW WW SYSTEM MODIFICATIONS		500,000			500,000	100.0 %
379101	CC WW SYSTEM KIHEI RECYCLED WT				152,298	(152,298)	-
379108	CW WW SYSTEM MODI HI'AN HOMES				143,000	(143,000)	-
379109	CW WW SYSTEM MODI LAH WWRF ODO				9,417	(9,417)	-
379116	CW WW SYSTEM MODI CATCHALL			12,825		(12,825)	-
379126	CW WW SYSTEM NAPILI 3 FM				28,712	(28,712)	-
379127	CW WW SYSTEM NAPILI 4 FM				26,878	(26,878)	-
379130	CW WW SYSTEM KENOLIO RD & KOKI				9,200	(9,200)	-
379134	CW WW SYSTEM SCADA PROJECT			5,174		(5,174)	-
97006	* CW WASTEWATER SYSTEM MODIFICAT	0	500,000	17,999	369,505	112,496	22.5 %
378307	CW WWRF CHLORINATN SYS UPGRD		2,000,000			2,000,000	100.0 %
97007	* CW WWRF CHLORINATION SYS UPGRD	0	2,000,000	0	0	2,000,000	100.0 %

County of Maui
 Statement of Appropriations and Expenditures
 Capital Improvement Program by District
 Fiscal Year Ending 6/30/2017 - as of 6/30/2017

09	Countywide Index * Activity ** Program *** District	Prior Year Encumbrance / Carryover	Amended Budget / Lapses	Year to Date Expended	Current Encumbrance 06/30/2017	Balance Available	% of Budget Available
909	** Wastewater Facilities	5,294,404	4,755,639	2,386,870	3,868,718	3,794,456	37.8 %
District ***	Countywide	<u>45,377,691</u>	<u>27,517,718</u>	<u>24,568,369</u>	<u>29,114,847</u>	<u>19,212,194</u>	<u>26.4 %</u>
	Grand Total	160,701,132	100,156,912	64,166,247	125,399,246	71,292,546	27.3 %



V. Appendix



GLOSSARY

Activity

An activity is a program or part of a program. Each activity has a budget amount in the operating budget or Capital Improvement Program.

Appropriation

Money authorized to spend for a specific use.

Bonds - General Obligation

A funding tool that is a written promise to pay a specific sum plus interest in the future, used to fund capital improvement projects. A General Obligation bond is secured by the County's General Fund.

Capital Improvement Program (CIP)

Capital projects are long-lived expenditures related to construction, expansion or major repair of infrastructure. An appropriation for a capital improvement lapses six months after the close of the fiscal year. There are eight programs: Drainage, Flood Control, Government Facilities, Parks and

Recreation, Economic Development / Planning, Roads, Solid Waste Facilities and Wastewater Facilities.

Carryover Savings (Fund Balance)

Unappropriated revenue and unencumbered balances of any appropriations in a fund at the end of the fiscal year. For budget purposes this is an estimated amount.

Character

Revenue is grouped by object and character. The character (Char) is a major group such as Taxes, or Licenses and Permits.

Countywide Costs

Countywide costs include costs such as insurance, debt payments, inter-departmental transfers and employee benefits.

Debt Service

The interest and principal payments on bond issues used to finance certain capital improvement projects and loans.

Encumbrance

A commitment of funds to an expenditure at a future date as a result of a purchase order, contract or other funding commitment. An estimated amount of expenditures. The funds may not be used for any other purpose.

Expenditure

An outlay of funds. A payment for goods or services rendered.

Fiscal Year

The County fiscal year runs from July 1 to June 30 of the following year. The operating budget is based on this time frame.

Fund

A separate accounting entity with revenues and expenditures for carrying on specific activities. The largest fund is the General Fund. The Wastewater Fund, the Highway Fund and the Solidwaste Fund are other examples. Also see **FUND DESCRIPTIONS**.

GLOSSARY

Grants / Grant Revenue

A grant is a financial contribution by the County or a State, Federal or private organization to support a particular function. The County receives as well as distributes grants. Grant funds are legally restricted to expenditures for specific purposes and provide a cost sharing alternative for programs and projects. Grant revenue was referred to as "Special Revenue" in previous years' budgets.

Interfund / Interdepartmental Transfers

These are governmental accounting transfers of revenue between funds. These transfers include overhead, fringe benefits and debt service charges as well as supplemental transfers from the General Fund for special fund operations and CIP.

Lapsed Bond Proceeds

These are funds appropriated from previous fiscal years that are

not encumbered by December 31 of the following fiscal year. Lapsed funds must be re-appropriated prior to expenditure.

Object

Revenue is grouped by object and character. An object is a smaller group such as General Property Taxes, Business Licenses and Permits, or Interest Income.

Operating Budget

Expenditures for all departments' salaries and wages, operations and equipment.

Program

An activity or service or group of activities or services and the resources to carry them out, that are intended to achieve specific objectives. Each county department is responsible for at least one program. Some programs are funded by the Operating Budget and some by Grant Revenue.

Revenue

Receipts received from various sources including real property tax, the transient accommodations tax, fuel tax and sewer/cesspool user fees.

Special Assessment

A charge made against certain properties to help pay for all or part of the cost of a specific capital improvement project. Also park land or a monetary assessment fee received from new developments.

Transient Accommodations Tax

Also known as hotel room tax. The County of Maui receives 22.8% of the total amount collected by the State, after 6% of the Statewide collections are withheld for administrative expense. The current TAT rate in Hawaii is 9.25%.

FUND DESCRIPTIONS

The budget is organized into funds. A fund is a separate accounting entity with revenues and expenditures for carrying on specific activities. Each fund is a set of self-balancing accounts.

Following is a list of all funds that are subject to appropriation in the Maui County budget.

General Fund

This is the largest of the County's funds. It accounts for all financial resources which are not required to be in another fund. Services within the General Fund include police and fire protection, parks and recreation (except golf), general administrative services, social concerns, planning and other activity for which a special fund has not been created.

Liquor Control Fund

It receives revenue from all liquor license fees. Fund revenues are expended for the operation and administration of the Liquor Control Commission, Liquor Control Adjudication Board, and the Department of Liquor Control.

Highway Fund

This fund was created for the deposit of fuel taxes, public utility franchise taxes and motor vehicle weight taxes. These revenues are expended for acquisition, design, construction, Improvement, repair and maintenance

of County highways, streets, street lights, storm drains and bridges.

Wastewater Fund

It was established to receive all revenue derived from monthly sewer charges, assessments and service charges for pumping of cesspools, septic tanks, etc.. Revenue is expended for the repair, operation and maintenance of the wastewater facilities and sewer systems, including debt service.

Bikeway Fund

This fund was established to collect revenue from bicycle licenses. It is expended for bikeway construction and maintenance.

Solid waste Fund

All refuse collection fees and landfill disposal charges are deposited here. The fund is used for the operation of the County's collection and disposal programs and for diversion programs such as resource recovery and recycling.

Grant Funds

A grant is a financial contribution by the County or a State, Federal or private organization to support a particular function. The County receives as well as distributes grants. Grant funds are legally restricted to expenditures for specific purposes and provide a cost sharing alternative for programs and projects. Grant revenue

was referred to as "Special Revenue" in previous years' budgets. The funds are aggressively pursued to relieve the reliance on County funds and to encourage participation of other government agencies.

Debt Service Fund

Debt service of bonds and loans is accounted for in this fund. The transfer to this fund is included in the Operations by Budget Item report.

Golf Fund


This fund was established to account for the proceeds of playing fees and for fees from golf course concessions (restaurant and pro shop). This revenue is expended for the operation, maintenance and capital improvements of the Waiehu Golf Course.

Capital Projects Fund

It is used to account for general obligation bonds that are issued for capital improvement projects.

Utility Enterprise Fund

The Department of Water Supply uses this. The receipts and disbursements are reported by the revenue categories and program appropriations in the budget ordinance.



COUNTY OF MAUI
CAPITAL IMPROVEMENT PROJECTS REPORT

AS OF JUNE 30, 2017

AYYY-NNN-XXXXXX


AA - Source of Funding (see descriptions below)
YY - Project Year (Budgeted Year)

NNN - IFAS Sub-fund

XXXXXX – Index Code (Appropriation #)

AA-Source of Funding Descriptions:

GF -	General Fund
GF/LN -	General Fund Loan
HY -	Highway Fund
BY -	Bikeway Fund
LC-	Liquor Control Fund
WM -	Wastewater Fund
SW -	Solid Waste Fund
GOLF -	Golf Fund
PA -	Parks Assessment Fund
SA -	Sewer Assessment Fund
GO -	Bond Issued
GOLAPS -	Lapsed Bond
FF -	Federal Funds
SH -	State Funds
ARRA -	ARRA Federal Funds
SH/LN -	State Revolving Fund
USDA -	USDA Loan
DOT -	State Dept of Transportation
PV -	Private Funds



County of Maui
Capital Improvement Projects Report (Excluding Department of Water Supply)
As of 6/30/2017

13-901 DRAINAGE	Original Appropriation	Alloted To Date	Expenditure Prior Years	Expenditure Current Year	Amount Lapsed	Encumbrance	Allotment Balance
Paia-Haiku Community Plan Area							
HAIKU RD DRAINAGE IMPROVEMNT GO14-371-321212: Lapse 12/31/12	1,885,875.00	1,885,875.00	742,916.36	1,142,958.64			
Makawao-Pukalani-Kula Community Plan Area							
DITCH IMPRV WAIPOLI RD GO17-373-378287: Lapse 12/31/17	800,000.00						
Wailuku-Kahului Community Plan Area							
IAO STREAM IMPROVEMENTS GO08-367-371200: Lapse 12/31/07	500,000.00	258,100.00	110,363.36	100.00		147,636.64	()
PAPA AVE DRAINAGE IMPRV GO17-373-378295: Lapse 12/31/17	400,000.00	50.00		50.00			
C MAUI DRAINLINE REPAIRS GF17-301-378396: Lapse 12/31/17	850,000.00	850,000.00		285,001.62		529,164.83	35,833.55
TEST/INSPECT EXIST INJ WELLS GF17-301-378397: Lapse 12/31/17	300,000.00	300,000.00				262,498.35	37,501.65
WAKEA/NIIHAU ST DRAINAGE IMPRV HY17-302-378398: Lapse 12/31/17	450,000.00	450,000.00		4,328.25		671.75	445,000.00
	2,500,000.00	1,858,150.00	110,363.36	289,479.87	0.00	939,971.57	518,335.20
Kihei-Makena Community Plan Area							
KIHEI DRAINAGE MASTER PLAN HY05-302-357010: Lapse 12/31/05	350,000.00	350,000.00	347,444.25	2,555.75			
S KIHEI RD CULVERT REPLCMNT GO17-373-378218: Lapse 12/31/17	2,100,000.00	2,095,301.76		31,780.09		2,063,521.67	
HAUOLI ST DRAINAGE IMPROVMNTS HY09-302-391001: Lapse 12/31/09	200,000.00	200,000.00	49,735.00	975.00	149,290.00		
GO14-371-331244: Lapse 12/31/13	2,500,000.00	1,970,022.48	1,941,547.66		684.84	27,789.98	
	5,150,000.00	4,615,324.24	2,338,726.91	35,310.84	149,974.84	2,091,311.65	0.00
West Maui Community Plan Area							
LAHAINA WATERSHED PROJ DIVERSI DOT11-325-317506: #STP-STP-0900(0 77)		1,979,367.00	1,911,702.18	153.37			67,511.45
LAH WATERSHED PROJ DIV PH 3A DOT13-325-337506: #STP-STP-0900(0 83)		2,282,912.50	1,459,170.86			421,588.16	402,153.48
LAHAINA WATERSHED FLOOD CTRL GO14-371-321213: Lapse 12/31/12	2,563,498.08	361,349.00	140,038.12			221,310.88	()
GO14-371-331247: Lapse 12/31/13	1,100,000.00	1,100,000.00	1,003,929.96	1,167.70	84,969.51	9,932.83	
GO17-373-345276: Lapse 12/31/14 ORD#4095	677,698.55	6,992.95	6,936.82			56.13	
GO17-373-356216: Lapse 12/31/15 ORD#4095	997,900.00	216,315.36				216,315.36	
GO17-373-367245: Lapse 12/31/16	2,000,000.00	2,000,000.00		15,000.00		1,985,000.00	
GO17-373-378209: Lapse 12/31/17	500,000.00						
NAPILI 4/5 CULVERT							

County of Maui
Capital Improvement Projects Report (Excluding Department of Water Supply)
As of 6/30/2017

	Original Appropriation	Alloted To Date	Expenditure Prior Years	Expenditure Current Year	Amount Lapsed	Encumbrance	Allotment Balance
13-901 Drainage							
GO17-373-356229: Lapse 12/31/15	226,965.00	226,965.00	136,595.00	44,674.00		45,696.00	
	8,066,061.63	8,173,901.81	4,658,372.94	60,995.07	84,969.51	2,899,899.36	469,664.93
Molokai Community Plan Area							
KAUNAKAKAI DRAINAGE SYS B							
GO17-373-367246: Lapse 12/31/16	400,000.00	393,497.00	64,807.69	140,235.44		188,453.87	
GO17-373-378290: Lapse 12/31/17	200,000.00	69,700.00				69,700.00	
	600,000.00	463,197.00	64,807.69	140,235.44	0.00	258,153.87	0.00
Countywide							
CW DRAINAGE IMPROVEMENTS							
GO14-371-321203: Lapse 12/31/12	1,211,279.78	1,211,279.78	555,497.59	176,068.52	89,525.20	390,188.47	
GO14-371-331249: Lapse 12/31/13	1,300,000.00	1,288,837.57	1,081,659.71	12,570.54	11,476.35	183,130.97	
GF14-301-345319: Lapse 12/31/14	1,350,000.00	1,350,000.00	1,189,197.15		7,852.50	152,950.35	
GO15-372-356C56: Lapse 12/31/15	818,536.68	818,536.68	818,536.68				
GO17-373-356C66: Lapse 12/31/15	881,463.32	870,533.48	803,336.70	32,697.00		34,499.78	
GO17-373-367C48: Lapse 12/31/16	1,500,000.00	1,453,658.06	360,976.82	493,648.92		599,032.32	
GF17-301-378C69: Lapse 12/31/17	1,000,000.00	1,000,000.00		145,623.75		424,213.90	430,162.35
PAPA AVE DRAINAGE IMPROVEMENTS							
GF14-301-345389: Lapse 12/31/14	250,000.00	250,000.00	17,781.15	8,837.44	195,833.68	27,547.73	
CW MUNI SEP STRM WATER/SEWER							
GF15-301-356C20: Lapse 12/31/15	300,000.00	300,000.00	300,000.00				
	8,611,279.78	8,542,845.57	5,126,985.80	869,446.17	304,687.73	1,811,563.52	430,162.35
TOTAL Drainage	27,613,216.41	25,539,293.62	13,042,173.06	2,538,426.03	539,632.08	8,000,899.97	1,418,162.48

County of Maui
Capital Improvement Projects Report (Excluding Department of Water Supply)
As of 6/30/2017

13-902 Other Projects	Original Appropriation	Alloted To Date	Expenditure Prior Years	Expenditure Current Year	Amount Lapsed	Encumbrance	Allotment Balance
Wailuku-Kahului Community Plan Area							
WAILUKU UNION CHCH/ADDL PARK GF14-301-345312: Lapse 12/31/14	100,000.00	100,000.00	22,929.25		76,437.65	633.10	
West Maui Community Plan Area							
STATE OF HAWAII DOH GRANT SH17-323-379517:	108,000.00	108,000.00				49,795.00	58,205.00
Countywide							
SW CW EQUIPMENT							
GO17-373-367256: Lapse 12/31/16	2,162,500.00	2,035,664.20		2,035,664.20			
GO17-373-367258: Lapse 12/31/16	697,000.00	696,457.37		696,457.37			
GO17-373-367C51: Lapse 12/31/16							
PUBLIC SAFETY RADIO SYS REPLC							
GO17-373-345290: Lapse 12/31/14 ORD#4095	1,582,986.56	1,425,818.56	449,537.51	631,706.00		344,575.05	
GOLAPS-350-345363: Lapse 12/31/14	529,000.00	529,000.00	506,099.64	22,900.36			
GOLAPS-350-356460: Lapse 12/31/15	1,210,000.00	1,210,000.00	180,806.27	30,175.04	765,956.04	233,062.65	
GO17-373-378231: Lapse 12/31/17	4,550,000.00						
BRIDGE INSPECTN & EVALUATION							
HY17-302-378371: Lapse 12/31/17	80,000.00	80,000.00				80,000.00	
WM VACUUM ST SWEEPER							
GO17-373-378226: Lapse 12/31/17	310,000.00	278,987.85				278,987.85	
GO17-373-378227: Lapse 12/31/17	2,880,000.00	2,871,626.35		832,737.94		2,038,888.41	
BUS STOPS & SHELTERS							
GO17-373-345291: Lapse 12/31/14	18,814.00	18,814.00	14,650.00	4,164.00			
GF15-301-356425: Lapse 12/31/15	1,000,000.00	1,000,000.00	670,158.32	265,703.48	64,138.20		
GO17-373-367250: Lapse 12/31/16	800,000.00	644,775.95	10,618.00	390,351.54		243,806.41	
GO17-373-378210: Lapse 12/31/17	500,000.00	84,500.00		38,940.00		45,560.00	
CW PW ADA IMPROVEMENTS							
HY13-302-331136: Lapse 12/31/13	500,000.00	500,000.00	376,383.72	78,427.35	45,188.93		
LAUNIUPOKO LAND ACQ							
GO17-373-378228: Lapse 12/31/17	2,273,000.00						
	19,093,300.56	11,375,644.28	2,208,253.46	5,027,227.28	875,283.17	3,264,880.37	0.00
TOTAL Other Projects	19,301,300.56	11,583,644.28	2,231,182.71	5,027,227.28	951,720.82	3,315,308.47	58,205.00

County of Maui
Capital Improvement Projects Report (Excluding Department of Water Supply)
As of 6/30/2017

13-903 Government Facilities	Original Appropriation	Alloted To Date	Expenditure Prior Years	Expenditure Current Year	Amount Lapsed	Encumbrance	Allotment Balance
Hana Community Plan Area							
NAHIKU COMMUNITY CENTER							
GO12-370-324200: Lapse 12/31/12	250,000.00	250,000.00	103,072.89		32,806.04	114,121.07	
GO17-373-367298: Lapse 12/31/16	1,950,000.00	191,340.00		95,167.50		96,172.50	
HANA CIVIC CENTER							
GF17-301-378337: Lapse 12/31/17	50,000.00	50,000.00					50,000.00
	2,250,000.00	491,340.00	103,072.89	95,167.50	32,806.04	210,293.57	50,000.00
Paia-Haiku Community Plan Area							
HAIKU FIRE STATION							
GF08-301-383010: Lapse 12/31/08	500,000.00	500,000.00	458,015.20			41,984.80	
GO10-368-393201: Lapse 12/31/09	600,000.00	600,000.00	470,023.31			129,976.69	
KAUNOA F/O EXPANSION/RE							
GF15-301-356403: Lapse 12/31/15	120,000.00	120,000.00	6,658.41	3,618.53	1,441.74	108,281.32	
	1,220,000.00	1,220,000.00	934,696.92	3,618.53	1,441.74	280,242.81	0.00
Makawao-Pukalani-Kula Community Plan Area							
MAKAWAO MUNI PARK'G LOT							
GF15-301-356404: Lapse 12/31/15	200,000.00	200,000.00	68,387.40	77,076.40	7,309.00	47,227.20	
Wailuku-Kahului Community Plan Area							
COUNTY SERVICE CENTER							
GO17-373-356293: Lapse 12/31/15	1,632,976.00	1,632,809.00	579,945.71	488,954.69		563,908.60	
GO17-373-378269: Lapse 12/31/17	160,000.00	160,000.00				160,000.00	
MARKET ST PLAZA IMPROVEMENT							
GF15-301-356409: Lapse 12/31/15	355,000.00	355,000.00	318,790.42	5,290.50	30,919.08		
REAL PROPERTY AT WAIKAPU							
GO14-371-331243: Lapse 12/31/13	2,710,000.00	2,705,702.04	2,703,686.10	2,010.92	5.02		
WAILUKU REDEV'T MUNI PRKG LOT							
GF16-301-367104: Lapse 12/31/16	7,460,304.00	7,460,304.00		837,356.88	2,856,082.90	3,766,864.22	
GF17-301-378366: Lapse 12/31/17	3,380,447.00	3,380,447.00					3,380,447.00
KALANA/MAUI PARK'G LOT RESURF							
GF14-301-345306: Lapse 12/31/14	200,000.00	200,000.00	187,194.36	12,779.10	26.54		
GO17-373-367240: Lapse 12/31/16	1,200,000.00	704,794.75				704,794.75	
GF17-301-378399: Lapse 12/31/17	500,000.00	500,000.00		135,471.00			364,529.00
WAIKAPU BASEYARDS							
GO17-373-378292: Lapse 12/31/17	550,000.00						
AIR CONDITION CHILLER REPLCT							
GF14-301-345308: Lapse 12/31/14	100,000.00	100,000.00	79,775.00		1,959.00	18,266.00	
2154 KAOHU ST BLDG IMPRVMNTS							
GF17-301-378405: Lapse 12/31/17	50,000.00	50,000.00				10,036.66	39,963.34
	18,298,727.00	17,249,056.79	3,869,391.59	1,481,863.09	2,888,992.54	5,223,870.23	3,784,939.34

County of Maui
Capital Improvement Projects Report (Excluding Department of Water Supply)
As of 6/30/2017

13-903 Government Facilities	Original Appropriation	Alloted To Date	Expenditure Prior Years	Expenditure Current Year	Amount Lapsed	Encumbrance	Allotment Balance
Kihei-Makena Community Plan Area							
KIHEI POLICE STATION							
GO14-371-331253: Lapse 12/31/13	3,250,000.00	3,225,277.04	3,146,402.51	51,000.00	.53	27,874.00	
West Maui Community Plan Area							
LAHAINA REFUSE OFFICE							
GO17-373-378219: Lapse 12/31/17	250,000.00	230,970.00				230,970.00	
Lanai Community Plan Area							
LANAI FIRE STN IMPRVMENTS							
GF17-301-378329: Lapse 12/31/17	10,000.00	10,000.00					10,000.00
LANAI BASEYARD IMPRV							
GO17-373-378286: Lapse 12/31/17	300,000.00	19,650.00		18,650.00		1,000.00	
	310,000.00	29,650.00	0.00	18,650.00	0.00	1,000.00	10,000.00
Molokai Community Plan Area							
KAUNAKAKAI POLICE STN							
GO17-373-378268: Lapse 12/31/17	390,000.00	884.00		884.00			
MOLOKAI BASEYARD DESIGN&C							
GOLAPS-350-356459: Lapse 12/31/15	3,500,000.00	3,500,000.00	250,610.72	38,069.20	3,086,848.00	124,472.08	
GO17-373-378291: Lapse 12/31/17	4,533,000.00						
GOLAPS-350-378392: Lapse 12/31/17	3,703,000.00	3,703,000.00					3,703,000.00
	12,126,000.00	7,203,884.00	250,610.72	38,953.20	3,086,848.00	124,472.08	3,703,000.00
Countywide							
CW FIRE FACILITIES							
GF09-301-393016: Lapse 12/31/09	150,000.00	150,000.00	36,570.60		83,916.50	29,512.90	
GF10-301-303191: Lapse 12/31/10	300,000.00	300,000.00	275,876.39		22,373.61	1,750.00	
GO10-368-313205: Lapse 12/31/11	150,000.00	150,000.00	111,925.00			38,075.00	
GF12-301-323021: Lapse 12/31/12	150,000.00	150,000.00	137,716.54		8,325.16	3,958.30	
GF14-301-345321: Lapse 12/31/14	300,000.00	300,000.00	150,186.90	138,089.56	265.28	11,458.26	
GF16-301-367C13: Lapse 12/31/16	300,000.00	300,000.00	63,453.02	(62,735.03)	299,282.01		
CW FACILITY BUILDING IMPRVMENTS							
GO12-370-313204: Lapse 12/31/11	150,000.00	150,000.00	102,411.00	40,629.18	6,959.82		
GF13-301-331115: Lapse 12/31/13	350,000.00	350,000.00	272,875.19	10,606.27	61,854.04	4,664.50	
GF14-301-345320: Lapse 12/31/14	500,000.00	500,000.00	448,614.41	19,211.01	19,597.99	12,576.59	
GF15-301-356C21: Lapse 12/31/15	600,000.00	600,000.00	341,477.04	70,810.85	45,407.11	142,305.00	
GO17-373-367C49: Lapse 12/31/16	750,000.00	369,120.34		78,459.41		290,660.93	
GF17-301-378C70: Lapse 12/31/17	350,000.00	350,000.00		101,898.66			248,101.34
CW POLICE FACILITIES							
GF13-301-331117: Lapse 12/31/13	300,000.00	300,000.00	276,246.51			23,753.49	
GF15-301-356C22: Lapse 12/31/15	250,000.00	250,000.00	116,599.76	115,761.24	17,639.00		
GF16-301-367C15: Lapse 12/31/16	150,000.00	150,000.00		75,559.53	73,960.92	479.55	
GF17-301-378C67: Lapse 12/31/17	940,000.00	940,000.00		149,034.00			790,966.00
KALANA O MAUI CAMPUS EXP DESIG							

County of Maui
Capital Improvement Projects Report (Excluding Department of Water Supply)
As of 6/30/2017

13-903 Government Facilities	Original Appropriation	Alloted To Date	Expenditure Prior Years	Expenditure Current Year	Amount Lapsed	Encumbrance	Allotment Balance
GO17-373-345264: Lapse 12/31/14	500,761.47	500,732.47	159,788.21	28,738.12		312,206.14	
CW DMVL SATELLITE OFF UPGRD GF17-301-378C26: Lapse 12/31/17	137,200.00	137,200.00		57,919.93		26,186.63	53,093.44
COUNTY BUILDING RENOVATION GF10-301-303189: Lapse 12/31/10	300,000.00	300,000.00	249,988.52	46,706.38	3,305.10		
CW FUEL TANK REPLACEMENTS GF14-301-345323: Lapse 12/31/14	250,000.00	250,000.00		211,210.00	38,790.00		
GF16-301-367C14: Lapse 12/31/16	100,000.00	100,000.00			20,500.00	79,500.00	
	6,977,961.47	6,597,052.81	2,743,729.09	1,081,899.11	702,176.54	977,087.29	1,092,160.78
TOTAL Government Facilities	44,882,688.47	36,447,230.64	11,116,291.12	2,848,227.83	6,719,574.39	7,123,037.18	8,640,100.12

County of Maui
Capital Improvement Projects Report (Excluding Department of Water Supply)
As of 6/30/2017

13-904 Parks and Recreation	Original Appropriation	Alloted To Date	Expenditure Prior Years	Expenditure Current Year	Amount Lapsed	Encumbrance	Allotment Balance
Hana Community Plan Area							
PA'ANI MAI PARK IMPROVM							
GF15-301-356402: Lapse 12/31/15	300,000.00	300,000.00	53,370.50	110,229.00	29,840.00	106,560.50	
NAHIKU COMMUNITY CENTER							
GF13-301-331101: Lapse 12/31/13	280,000.00	280,000.00	734.50			279,265.50	
GF14-301-345302: Lapse 12/31/14	600,000.00	600,000.00			124,213.57	475,786.43	
HELENE HALL IMPROVEMENTS							
GO17-373-378239: Lapse 12/31/17	50,000.00	50,000.00				50,000.00	
HANA-KEANAE-KAILUA PARKS							
GF15-301-356401: Lapse 12/31/15	165,000.00	165,000.00	144,334.92	9,125.00	390.08	11,150.00	
GF16-301-367101: Lapse 12/31/16	446,250.00	446,250.00	68,820.12	267,853.96		109,575.92	
GF17-301-378338: Lapse 12/31/17	250,000.00	250,000.00		75,276.62			174,723.38
	2,091,250.00	2,091,250.00	267,260.04	462,484.58	154,443.65	1,032,338.35	174,723.38
Paia-Haiku Community Plan Area							
PAIA-HAIKU PARKS SYSTEM							
GF16-301-367102: Lapse 12/31/16	450,000.00	450,000.00	63,858.80	309,372.55	16.81	76,751.84	
GO17-373-378254: Lapse 12/31/17	400,000.00						
GF17-301-378353: Lapse 12/31/17	320,000.00	320,000.00		107,539.69		120,815.31	91,645.00
	1,170,000.00	770,000.00	63,858.80	416,912.24	16.81	197,567.15	91,645.00
Makawao-Pukalani-Kula Community Plan Area							
MAKAWAO-HAIKU-PAIA PARKS							
GF15-301-356405: Lapse 12/31/15	325,000.00	325,000.00	282,434.00	20,269.00		22,297.00	
PUK-KULA-ULUPALAKUA PARKS							
GF15-301-356406: Lapse 12/31/15	245,000.00	245,000.00	165,818.86	14,295.00	800.00	64,086.14	()
UPCOUNTRY SKATE PARK							
GF15-301-356407: Lapse 12/31/15	75,000.00	75,000.00	54,696.28	8,606.05		11,697.67	
MAK-PUK-KULA ULU PARKS							
GF16-301-367103: Lapse 12/31/16	435,000.00	435,000.00	45,447.45	265,280.78	5,972.48	118,299.29	
GF17-301-378347: Lapse 12/31/17	350,000.00	350,000.00				61,491.00	288,509.00
UPCOUNTRY SKATE PARK							
GO17-373-378248: Lapse 12/31/17	1,100,000.00						
PA17-309-378350: Lapse 12/31/17	100,000.00	100,000.00					100,000.00
WAIAKOA GYM IMPRVMENTS							
GO17-373-378249: Lapse 12/31/17	75,000.00	34,352.00		33,764.00		588.00	
	2,705,000.00	1,564,352.00	548,396.59	342,214.83	6,772.48	278,459.10	388,509.00
Wailuku-Kahului Community Plan Area							
CENTRAL MAUI PARKS SYSTEM							
GF16-301-367105: Lapse 12/31/16	600,000.00	600,000.00	78,359.42	267,902.58	2,000.00	251,738.00	
GO17-373-378256: Lapse 12/31/17	461,000.00						
GF17-301-378355: Lapse 12/31/17	539,000.00	539,000.00		52,852.42		54,090.64	432,056.94

County of Maui
Capital Improvement Projects Report (Excluding Department of Water Supply)
As of 6/30/2017

13-904 Parks and Recreation	Original Appropriation	Alloted To Date	Expenditure Prior Years	Expenditure Current Year	Amount Lapsed	Encumbrance	Allotment Balance
WAILUKU GYM IMPROVEMENTS							
GO14-371-345245: Lapse 12/31/14	1,653,642.06	1,659,792.82	1,604,683.06	48,959.00	6,150.76		
GF15-301-356412: Lapse 12/31/15	275,000.00	275,000.00	11,600.32	41,949.00	211,971.48	9,479.20	
WAIEHU GC STARTER BOOTH/RESTO							
GO17-373-378257: Lapse 12/31/17	500,000.00						
WAIEHU GC WWTR IMPR							
GO17-373-378258: Lapse 12/31/17	50,000.00	49,600.00		2,000.00		47,600.00	
WAIKAPU CC BASKETBALL CT							
GO17-373-378259: Lapse 12/31/17							
GO17-373-378260: Lapse 12/31/17	1,000,000.00						
WAILUKU POOL IMPRVMNTS							
GO17-373-378261: Lapse 12/31/17	50,000.00	29,223.77		24,248.54		4,975.23	
WM COMPLEX PAVING IMPROVEMENTS							
GF14-301-345311: Lapse 12/31/14	400,000.00	400,000.00	375,483.47		84.58	24,431.95	
GO17-373-378262: Lapse 12/31/17	100,000.00	71,200.00		27,438.00		43,762.00	
KAHULUI PARKS SYSTEM							
GF15-301-356410: Lapse 12/31/15	325,000.00	325,000.00	229,656.96	88,451.00	6,892.04		
KANAHA BEACH PRK MSTR PLAN							
GF15-301-356411: Lapse 12/31/15	250,000.00	250,000.00	141,951.21	51,926.06	45.00	56,077.73	
KEPANIWAI HERITAGE GARDENS							
GF16-301-367106: Lapse 12/31/16	100,000.00	100,000.00	17,250.00	13,090.00	3,400.00	66,260.00	
WAIL-WAIH-WAIK PARKS SYS							
GF15-301-356413: Lapse 12/31/15	590,000.00	590,000.00	568,854.40	4,055.19	2,357.55	14,732.86	
WAR MEMORIAL CIVIC COMPLEX							
GF14-301-345310: Lapse 12/31/14	200,000.00	200,000.00	152,480.80	12,378.22	5,818.00	29,322.98	
	7,093,642.06	5,088,816.59	3,180,319.64	635,250.01	238,719.41	602,470.59	432,056.94
Kihei-Makena Community Plan Area							
WAIPIULANI PARK IRRIGATION							
GF16-301-367108: Lapse 12/31/16	800,000.00	800,000.00	79,350.00	47,450.00	239,500.00	433,700.00	
GF17-301-378341: Lapse 12/31/17	100,000.00	100,000.00		4,467.03		14,395.74	81,137.23
SO MAUI COMMUNITY PARK							
GO17-373-356227: Lapse 12/31/15	16,588,792.49	438,635.29	211,232.98	37,934.26		189,468.05	()
GF15-301-356416: Lapse 12/31/15	655,000.00	655,000.00	526,858.79	68,650.21		59,491.00	
GF16-301-367107: Lapse 12/31/16	885,000.00	885,000.00	709,238.39	149,179.61		26,582.00	
GO17-373-378243: Lapse 12/31/17	650,000.00						
GO17-373-378244: Lapse 12/31/17	303,000.00	108,444.00		22,217.40		86,226.60	
GF17-301-378340: Lapse 12/31/17	597,000.00	597,000.00		95,396.48		79,414.62	422,188.90
SM COMMUNITY PARK REC CTR							
GO17-373-378223: Lapse 12/31/17	20,075,722.00						
SM BLDG MAINT REPAIRER BSYD							
GO17-373-378242: Lapse 12/31/17	150,000.00						
	40,804,514.49	3,584,079.29	1,526,680.16	425,294.99	239,500.00	889,278.01	503,326.13

County of Maui
Capital Improvement Projects Report (Excluding Department of Water Supply)
As of 6/30/2017

13-904 Parks and Recreation	Original Appropriation	Alloted To Date	Expenditure Prior Years	Expenditure Current Year	Amount Lapsed	Encumbrance	Allotment Balance
West Maui Community Plan Area							
WEST MAUI PARKS SYSTEM							
PA15-309-356462: Lapse 12/31/15	800,000.00	800,000.00	442,240.16	77,369.00	2,831.00	277,559.84	
GF16-301-367109: Lapse 12/31/16	225,000.00	225,000.00				225,000.00	
PA16-309-367154: Lapse 12/31/16	480,000.00	480,000.00	21,320.26	46,037.58	165.00	412,477.16	
GO17-373-378264: Lapse 12/31/17	1,915,000.00	534,618.00				534,618.00	
GF17-301-378363: Lapse 12/31/17	85,000.00	85,000.00		3,600.00		9,400.00	72,000.00
PA17-309-378365: Lapse 12/31/17	285,000.00	285,000.00					285,000.00
MOKUHINIA ECOSYSTEM/RESTORATN							
GO17-373-345266: Lapse 12/31/14 ORD#4095	132,414.26	132,411.37				132,411.37	
GF15-301-356560: Lapse 12/31/15	50,000.00	50,000.00	47,000.00			3,000.00	
	3,972,414.26	2,592,029.37	510,560.42	127,006.58	2,996.00	1,594,466.37	357,000.00
Lanai Community Plan Area							
LANAI PARKS SYSTEM							
GF15-301-356417: Lapse 12/31/15	130,000.00	130,000.00	122,516.53	6,906.02	577.45		
GF16-301-367111: Lapse 12/31/16	262,500.00	262,500.00	142,768.53	89,387.93	59.37	30,284.17	
GO17-373-378246: Lapse 12/31/17	425,000.00	20,752.83		1,600.00		19,152.83	
GF17-301-378345: Lapse 12/31/17	25,000.00	25,000.00				25,000.00	
	842,500.00	438,252.83	265,285.06	97,893.95	636.82	74,437.00	0.00
Molokai Community Plan Area							
MOLOKAI PARKS SYSTEM							
GF15-301-356418: Lapse 12/31/15	695,000.00	695,000.00	676,936.02	9,031.99	9,032.00		(.01)
GF16-301-367112: Lapse 12/31/16	273,750.00	273,750.00	48,295.25	177,493.52	21,312.33	26,648.90	
GO17-373-378252: Lapse 12/31/17	580,000.00						
GF17-301-378351: Lapse 12/31/17	320,000.00	320,000.00		43.93		148,173.00	171,783.07
	1,868,750.00	1,288,750.00	725,231.27	186,569.44	30,344.33	174,821.90	171,783.06
Countywide							
CW PARK RESTROOM FAC IMPR							
GF15-301-356C24: Lapse 12/31/15	500,000.00	500,000.00	268,664.40	17,929.21	22,140.34	191,266.05	
CW PARK WAILUKU HEIGHTS							
GF17-301-378334: Lapse 12/31/17	30,000.00	30,000.00					30,000.00
CW PARKS ADA IMPROVEMENTS							
GF15-301-356C23: Lapse 12/31/15	500,000.00	500,000.00	415,280.09	20,553.52	.01	64,166.38	()
GF16-301-367C16: Lapse 12/31/16	200,000.00	200,000.00	3,416.00	129,586.18	10,769.70	56,228.12	
GF17-301-378C33: Lapse 12/31/17	300,000.00	300,000.00		182,784.95		13,552.31	103,662.74
CW PARK PLAYGROUND IMPRVMT							
GF17-301-378C32: Lapse 12/31/17	770,000.00	770,000.00		267,480.00		1,400.00	501,120.00
GO17-373-378C34: Lapse 12/31/17	200,000.00						
PA17-309-378C36: Lapse 12/31/17	115,000.00	115,000.00					115,000.00
LARGE CAP CESSPOOL CLOSURE							
GF13-301-331120: Lapse 12/31/13	300,000.00	300,000.00	106,553.79		190,556.21	2,890.00	()

County of Maui
Capital Improvement Projects Report (Excluding Department of Water Supply)
As of 6/30/2017

13-904 Parks and Recreation	Original Appropriation	Alloted To Date	Expenditure Prior Years	Expenditure Current Year	Amount Lapsed	Encumbrance	Allotment Balance
GO17-373-367252: Lapse 12/31/16 CW TOILET TRAILERS	550,000.00	242,364.00		186,869.15		55,494.85	
GO17-373-378C35: Lapse 12/31/17 MAUI MOTOR SPORTS PARK	440,000.00						
SH17-323-379515: ACT124,SLH 2016	2,000,000.00	2,000,000.00				6,475.00	1,993,525.00
	5,905,000.00	4,957,364.00	793,914.28	805,203.01	223,466.26	391,472.71	2,743,307.74
TOTAL Parks and Recreation	66,453,070.81	22,374,894.08	7,881,506.26	3,498,829.63	896,895.76	5,235,311.18	4,862,351.25

County of Maui
Capital Improvement Projects Report (Excluding Department of Water Supply)
As of 6/30/2017

13-907 Roads	Original Appropriation	Alloted To Date	Expenditure Prior Years	Expenditure Current Year	Amount Lapsed	Encumbrance	Allotment Balance
Hana Community Plan Area							
HANA DISTRICT RD RESURFACING HY01-302-317003: Lapse 12/31/01	650,000.00	643,184.00	462,188.90	11,011.29	147,509.31	22,474.50	
KALEPA REVETMNT/SEAWALL REPAIR GO17-373-378278: Lapse 12/31/17	500,000.00						
KEANAE RD SAFETY IMPROVEMENTS GO17-373-367281: Lapse 12/31/16	400,000.00	400,000.00	56,716.00	175,516.00		167,768.00	
KOUKOUAI BRIDGE REHAB GO17-373-378279: Lapse 12/31/17	600,000.00	568,000.00					568,000.00
PIILANI HWY RD IMPRV/NUANUALOA GO17-373-378280: Lapse 12/31/17	147,000.00						
ROCKFALL/EMBKMNT ASSESSMNT HY17-302-378381: Lapse 12/31/17	350,000.00	350,000.00					350,000.00
PIILANI HWY RD IMPRV/NUANUALOA HY17-302-378382: Lapse 12/31/17	2,003,000.00	2,003,000.00		350.03		1,991,000.00	11,649.97
PAPAHAWAHAWA BRIDGE REPLACMNT GO12-370-317201: Lapse 12/31/11 DOT11-325-317501: #STP-BR0900(49)	1,100,000.00 5,000,000.00	579,473.00 4,037,352.00	579,468.70 2,443,290.57			4.30	1,594,061.43
KAHOLOPOO BRIDGE REPLACEMNT GO12-370-317200: Lapse 12/31/11 ORD3814-A DOT12-325-327500: #STP-BR0900-078	700,000.00 1,680,000.00	700,000.00 1,672,000.00	628,838.33 1,353,199.11			71,161.67 59,552.77	259,248.12
WAIOHONU BRIDGE REPL BR0900(68 DOT11-325-317505: #STP-STP0900(68	2,800,000.00	3,289,180.00	2,622,687.54	(475.60)			666,968.06
	15,930,000.00	14,242,189.00	8,146,389.15	186,401.72	147,509.31	2,311,961.24	3,449,927.58
Paia-Haiku Community Plan Area							
NORTH SHORE GREENWAY GO17-373-367235: Lapse 12/31/16	350,000.00	16,710.99	10,571.51	1,962.48		4,177.00	
BALDWIN AVE BIKEWAY/GREENWAY BY11-304-317035: Lapse 12/31/11	200,000.00	200,000.00	45,007.08		58,812.00	96,180.92	
KAUPAKALUA PVMNT RECONST HY17-302-378393: Lapse 12/31/17	550,000.00	550,000.00		171,289.30		149,030.00	229,680.70
PAUWELA RD SIDEWK REPAIRS HY17-302-378394: Lapse 12/31/17	500,000.00	500,000.00		687.50			499,312.50
PAIA SCHOOL SAFE ROUTES HY15-302-356426: Lapse 12/31/15	150,000.00	150,000.00	3,831.24		136,616.76	9,552.00	
KALIALINUI BRIDGE IMPROVEMENT GO17-373-345288: Lapse 12/31/14 ORD#4095	262,839.26	164,189.87	20,079.87	6,210.00		137,900.00	
	2,012,839.26	1,580,900.86	79,489.70	180,149.28	195,428.76	396,839.92	728,993.20
Makawao-Pukalani-Kula Community Plan Area							
MAKANI RD RESURFACING/HALEAKAL							

County of Maui
Capital Improvement Projects Report (Excluding Department of Water Supply)
As of 6/30/2017

13-907 Roads	Original Appropriation	Alloted To Date	Expenditure Prior Years	Expenditure Current Year	Amount Lapsed	Encumbrance	Allotment Balance
DOT12-325-327504: #STP-STP-3630(1 PUKALANI STREET PAVEMENT	76,359.42	1,676,359.42	800,412.26	(4,988.57)			880,935.73
DOT12-325-327508: #STP-STP-3620(0 01) GUARDRAIL/SHOULDER IMPRV	1,038,137.00	737,932.26	714,998.19	(1,639.08)			24,573.15
HY17-302-378388: Lapse 12/31/17 KOKOMO RD PAVEMENT RECON	300,000.00	300,000.00		1,372.75			298,627.25
GO17-373-356223: Lapse 12/31/15 GOLAPS-350-378389: Lapse 12/31/17	46,387.51 2,400,000.00	46,387.51 2,400,000.00			32,797.05	46,387.51	2,367,202.95
MAK/MAKANI ROAD IMPROVEMENTS HY06-302-367010: Lapse 12/31/06	600,000.00	600,000.00	287,595.59			312,404.41	
HALIIMAILE RD IMPROVEMENTS DOT12-325-327503: #STP-STP-A371(1 DOT13-325-337503: #STP-STP-A371 (002)	1,000,671.05	1,680,000.00 1,000,671.05	817,952.44 985,548.15				862,047.56 15,122.90
HALEAKALA HWY INTERSECT IMPR GO17-373-345274: Lapse 12/31/14 ORD#4095 SH14-323-345410:	1,218,491.00 2,000,000.00	37,271.00 1,250,000.00	12,810.00			24,461.00 525,208.87	724,791.13
HY16-302-367118: Lapse 12/31/16 OLD HALEAKALA HWY SIDEWALK SH13-323-331140: ACT106, SLH2012	500,000.00 998,000.00	500,000.00 998,000.00				500,000.00	998,000.00
OLD HALEAKALA HWY PVMNT REHAB DOT15-325-356780: #STP-STP-0900(0 84) GO17-373-367283: Lapse 12/31/16	4,027,000.00 1,381,750.00	5,527,000.00 1,315,273.70	205,962.94 51,898.30	4,320,584.26 1,250,076.88		385,810.48 13,298.52	614,642.32
KOKOMO RD PAVEMENT RECON DOT15-325-356740: #STP-STP-0366(0 01) GO17-373-367239: Lapse 12/31/16	3,800,000.00 1,400,000.00	8,348,502.00 7,370.91	5,193,560.53 6,330.90	223,497.00 1,040.00		177,801.27 .01	2,753,643.20
BALDWIN AVE RESURFACING DOT14-325-345403: #STP-STP-0390(0 01) GO17-373-367238: Lapse 12/31/16	2,261,738.00 3,361,250.00	2,261,738.00 1,300,956.82	2,000,260.57 11,234.16	239,626.11 429,046.18		21,850.76 860,676.48	.56
	26,409,783.98	29,987,462.67	11,088,564.03	6,491,412.58	0.00	2,867,899.31	9,539,586.75
Wailuku-Kahului Community Plan Area							
KAM/HINA AVE TRAFFIC SIGNAL DOT11-325-317504: #STP-STP-3940(1)	1,200,000.00	860,568.00	477,445.01				383,122.99
KAMEHAMEHA AVE SW IMPRV HY17-302-378403: Lapse 12/31/17	330,000.00	330,000.00		2,207.95			327,792.05
KAHAKULOA STREAM BRIDGE GO17-373-378206: Lapse 12/31/17	650,000.00	598.25		598.25			
ONEHEE/KEA PAVEMNT REHAB GO17-373-378207: Lapse 12/31/17	200,000.00						
C MAUI SIGNAL UPGRADE HY17-302-378402: Lapse 12/31/17	270,000.00	270,000.00					270,000.00
KAMEHAMEHA AVE @ MAUI LANI HY16-302-367119: Lapse 12/31/16	1,400,000.00	1,400,000.00		250,168.78	1,149,831.22		

County of Maui
Capital Improvement Projects Report (Excluding Department of Water Supply)
As of 6/30/2017

13-907 Roads	Original Appropriation	Alloted To Date	Expenditure Prior Years	Expenditure Current Year	Amount Lapsed	Encumbrance	Allotment Balance
WAKEA/KAMEHA INTERSEC IMPRV HY17-302-378404: Lapse 12/31/17	240,000.00	240,000.00					240,000.00
WAIALE RD SHOULDER IMPROVEMENT GO14-371-345248: Lapse 12/31/14	114,900.00	114,900.00	52,540.00			62,360.00	
GO17-373-356245: Lapse 12/31/15	400,000.00	400,000.00	24,732.00	13,200.00		362,068.00	
PAPA AVE PAVEMENT REHABILITATI GO14-371-345247: Lapse 12/31/14	2,380,000.00	2,380,000.00	2,206,771.62	173,228.38			
DOT14-325-347520: #STP-STP-3910(0 01)	6,625,000.00	6,625,000.00	5,930,258.37	512,880.62		180,032.85	1,828.16
LONO AVENUE IMPROVEMENTS HY12-302-327030: Lapse 12/31/12	760,000.00	760,000.00	456,585.25	26,985.69	276,429.06		
DOT12-325-327507: #STP-STO-3950(0 07)	1,608,226.46	962,602.54	830,100.75	120,071.36		208.38	12,222.05
WAKEA AVE TRAFFIC SIGNALS GO17-373-345293: Lapse 12/31/14	48,271.12	48,271.12	45,507.81			2,763.31	
HY14-302-345326: Lapse 12/31/14	180,000.00	180,000.00	5,000.00		139,621.48	35,378.52	
DOT14-325-345402: #STP-STP-0900(0 82)	400,000.00	400,000.00	340,146.74			29,318.86	30,534.40
KAHEKILI HWAY PAVMENT/REHAB DOT12-325-327501: #STP-STP3405(3)	3,200,000.00	3,200,000.00	2,318,400.75				881,599.25
GO17-373-367241: Lapse 12/31/16	3,000,000.00	3,000,000.00				3,000,000.00	
WAKEA AVE/WELLS PAVEMENT REHAB GO14-371-345250: Lapse 12/31/14	517,573.02	517,573.02	472,374.45			45,198.57	
DOT14-325-345401: #STP-STP-0900(0 82)	2,500,000.00	2,229,601.16	1,889,497.81			275,574.26	64,529.09
WAKEA PVMNT KAAHUMANU/PUUNENE HY13-302-331124: Lapse 12/31/13	800,000.00	800,000.00	686,670.03	4,493.50	47,101.47	61,735.00	
WAKEA AVE PAVEMENT REHAB DOT13-325-337515: #STP-STP-3920 (006)	3,275,685.65	3,267,572.54	2,214,779.41			246,774.69	806,018.44
KUIKAHI DR PAVEMENT REHAB GO17-373-367242: Lapse 12/31/16	440,000.00	439,137.04	3,069.23	34,924.48		401,143.33	
HANSEN ROAD IMPROVEMENT GO17-373-356225: Lapse 12/31/15	446,484.05	446,484.05	358,178.60	42,976.47		45,328.98	
DOT15-325-356700: #STP-STP-3600(0 01)	3,500,000.00	3,919,875.20	3,690,809.99	122,692.03			106,373.18
LONO AVE PAVEMENT REHAB PH2 DOT15-325-356720: #STP-STP-3950(0 08)	694,000.00	1,544,784.53	1,357,514.62	129,329.05			57,940.86
KAHAKULOA STREAM BRIDGE GO17-373-356244: Lapse 12/31/15	700,000.00	508,933.00	147,027.90	158,302.92		203,602.18	
WAIIEHU STREAM BRIDGE REPAIR GO17-373-356246: Lapse 12/31/15	500,000.00	500,000.00				500,000.00	
KAM AVE/HINA PVTMNT REHAB HY13-302-331122: Lapse 12/31/13	1,200,000.00	1,200,000.00	1,011,231.93		44,345.51	144,422.56	
KAMEHAMEHA AVE AT KANE ST HY13-302-331125: Lapse 12/31/13	250,000.00	250,000.00	98,887.76		131,572.44	19,539.80	
KAMEHAMEHA AVE PAVEMENT REHAB DOT13-325-337504: #STP-STP-0900 (079)	3,727,251.98	3,717,059.29	2,204,927.72			577,690.22	934,441.35
KAMEHAMEHA TRFC SIGNAL @ KANE							

County of Maui
Capital Improvement Projects Report (Excluding Department of Water Supply)
As of 6/30/2017

	Original Appropriation	Alloted To Date	Expenditure Prior Years	Expenditure Current Year	Amount Lapsed	Encumbrance	Allotment Balance
13-907 Roads							
DOT13-325-337505: #STP-STP-3940(0 02)	493,176.96	493,176.96	325,951.04			78,159.18	89,066.74
CENTRAL MAUI BIKE/PEDESTRIAN BY16-304-367129: Lapse 12/31/16	150,000.00	150,000.00		82,431.00		67,569.00	
	42,200,569.24	41,156,136.70	27,148,408.79	1,674,490.48	1,788,901.18	6,338,867.69	4,205,468.56
Kihei-Makena Community Plan Area							
WAIPUILANI BIKE PATH BY17-304-378385: Lapse 12/31/17	150,000.00	150,000.00				128,000.00	22,000.00
KIHEI BIKEWAY-PIILANI NORTH DOT04-325-347501: #STP-STP-3115(2)		1,829,362.16	1,432,230.83	(.01)			397,131.34
NS COLL D LOKE SCH - AUHANA GO17-373-378283: Lapse 12/31/17	100,000.00						
PAVEMNT REHAB SM LOCATIONS GO17-373-378284: Lapse 12/31/17	1,860,000.00	5,920.59		8,980.04			(3,059.45)
KIHEI BIKEWAY PHASE 2 PV16-329-367579:	46,531.00	46,531.00	727.87			45,803.13	
DOT16-325-369501: #STP-STP-3115(0 03)	2,872,170.00	2,872,170.00	2,431,820.02	366,504.55		73,845.43	
S KIHEI RD PAVEMENT REHAB HY13-302-331127: Lapse 12/31/13	600,000.00	600,000.00	325,048.46		248,851.10	26,100.44	
DOT14-325-345400: #STP-STP-3100(0 13)	2,600,000.00	1,404,595.61	1,259,729.99			144,865.62	
BALDWIN AVE PAVEMNT REHAB PH2 DOT16-325-369507: #STP-STP-0390(0 02)	3,184,328.00	3,184,328.00		1,190,412.97		1,993,914.49	.54
NORTH SO COLLECTOR RD/NAMAUI HY14-302-345331: Lapse 12/31/14	250,000.00	250,000.00	91,695.51	57,185.84		101,118.65	
GO17-373-367244: Lapse 12/31/16	553,622.00	553,622.00				553,622.00	
PV16-329-367577:	246,378.00	246,378.00				246,378.00	
KUIKAHI DR PAVEMENT REHAB DOT16-325-369505: #STP-STP-3210(0 01)-	1,994,564.00	1,994,564.00		133,326.20		1,570,973.32	290,264.48
S KIHEI RD IMPRV PH 4 HY16-302-367121: Lapse 12/31/16	100,000.00	100,000.00	33,537.60	5,050.17	61,412.23		
S MAUI REGIONAL TRAFFIC HY16-302-367184: Lapse 12/31/16	340,000.00	340,000.00		22,967.44	832.00	316,200.56	
SO MAUI TRAFFIC MASTER PLAN DOT16-325-369503: #STP-SPR-0010(0 36)		342,000.00				342,000.00	
KULANIHAKOI BRIDGE REPLACEMNT HY11-302-317030: Lapse 12/31/11	700,000.00	700,000.00	560,236.29	106,321.50		33,442.21	
SO KIHEI SIDEWALK/BOAT RAMP/KI HY14-302-345330: Lapse 12/31/14	550,000.00	550,000.00	451,957.18	43,812.25	54,230.57		
WAILEA ALANUI/IKE DR PAVEMENT GO17-373-356215: Lapse 12/31/15 ORD#4095	1,590,721.76	1,036,671.32	864,018.76	123,592.65		49,059.91	()
DOT15-325-356760: #STP-STP-0900(0 84)	5,880,000.00	5,926,495.29	5,387,764.46	378,736.24		159,994.59	
	23,618,314.76	22,132,637.97	12,838,766.97	2,436,889.84	365,325.90	5,785,318.35	706,336.91

County of Maui
Capital Improvement Projects Report (Excluding Department of Water Supply)
As of 6/30/2017

13-907 Roads	Original Appropriation	Alloted To Date	Expenditure Prior Years	Expenditure Current Year	Amount Lapsed	Encumbrance	Allotment Balance
West Maui Community Plan Area							
WM ROADWAY IMPRV SVO GRANT PV16-329-367575:	1,700,000.00	1,700,000.00					1,700,000.00
WM ROADWAY IMPRV MTV GRANT PV15-329-356575:	715,000.00	715,000.00					715,000.00
SHAW ST SIDEWALK/WAINEE ST HY10-302-307027: Lapse 12/31/10	250,000.00	250,000.00	113,406.26		100,642.74	35,951.00	
FRONT ST DECK&RAIL REPAIR HY15-302-356430: Lapse 12/31/15	250,000.00	250,000.00	48,258.00	69,203.96	125,981.00	6,557.04	
WM GREENWAY PILOT PRJ BY17-304-378406: Lapse 12/31/17	300,000.00	300,000.00					300,000.00
	3,215,000.00	3,215,000.00	161,664.26	69,203.96	226,623.74	42,508.04	2,715,000.00
Countywide							
BIKEWAY PROJECTS							
BY01-304-317020: Lapse 12/31/01	300,000.00	300,000.00	153,432.50			146,567.50	
BY03-304-337014: Lapse 12/31/03	300,000.00	300,000.00	74,839.17		187,343.59	37,817.24	
BY04-304-347020: Lapse 12/31/04	300,000.00	300,000.00	226,795.18		1,614.56	71,590.26	
BY13-304-331138: Lapse 12/31/13	300,000.00	300,000.00	160,419.17			139,580.83	
BY14-304-345337: Lapse 12/31/14	300,000.00	300,000.00	84,027.78	65,030.27	147,941.95	3,000.00	
BY15-304-356C37: Lapse 12/31/15	620,000.00	620,000.00	509,912.50	93,128.41		16,959.09	
BY16-304-367C31: Lapse 12/31/16	150,000.00	150,000.00	21,623.84	34,397.37		93,978.79	
CW SIDEWALK IMPROVEMENTS							
HY13-302-331133: Lapse 12/31/13	500,000.00	500,000.00	401,651.13		45,328.87	53,020.00	
HY14-302-345335: Lapse 12/31/14	450,000.00	450,000.00	360,734.54	10,954.18	44,403.73	33,907.55	
HY15-302-356C35: Lapse 12/31/15	500,000.00	500,000.00	390,166.65	81,238.14	5,337.21	23,258.01	(.01)
HY16-302-367C26: Lapse 12/31/16	400,000.00	400,000.00	114,745.69	152,763.38	19,829.39	112,661.54	
HY17-302-378C76: Lapse 12/31/17	500,000.00	500,000.00		180,546.11		316,288.73	3,165.16
CW BRIDGE REPAIR/MAINTENANCE							
HY01-302-317016: Lapse 12/31/01	250,000.00	250,000.00	230,384.39	19,604.13	11.48		
HY14-302-345332: Lapse 12/31/14	295,000.00	295,000.00	150,402.76			144,597.24	
HY15-302-356C31: Lapse 12/31/15	370,000.00	370,000.00	137,488.24	86,400.00	64,075.51	82,036.25	
HY16-302-367C22: Lapse 12/31/16	370,000.00	370,000.00	24,747.71	187,145.79	100,847.50	57,259.00	
GO17-373-378C72: Lapse 12/31/17	370,000.00	206,912.55		124,161.09		84,141.00	(1,389.54)
CW ROAD RESURFACING							
HY12-302-327032: Lapse 12/31/12	5,436,736.00	5,436,736.00	4,757,486.26	379,571.41	188,399.03	111,279.30	
HY13-302-331131: Lapse 12/31/13	6,211,200.00	6,211,200.00	5,711,656.11	304,346.42	168,756.40	26,441.08	(.01)
CW SAFETY IMPROVEMNTS							
HY07-302-377033: Lapse 12/31/07	600,000.00	600,000.00	518,429.51	1,200.00	41,374.52	38,995.97	()
HY08-302-387030: Lapse 12/31/08	500,000.00	500,000.00	328,696.01	2,544.25	82,236.34	86,523.40	
HY12-302-327033: Lapse 12/31/12	150,000.00	150,000.00	115,942.56	1,804.55	32,252.89		
HY13-302-331132: Lapse 12/31/13	600,000.00	600,000.00	468,194.38	46,135.57	17,126.49	68,543.56	
HY14-302-345334: Lapse 12/31/14	500,000.00	500,000.00	383,294.79		104,879.98	11,825.23	
HY15-302-356C34: Lapse 12/31/15	600,000.00	600,000.00	415,751.87	175,468.91	4,212.82	4,566.40	

County of Maui
Capital Improvement Projects Report (Excluding Department of Water Supply)
As of 6/30/2017

13-907 Roads	Original Appropriation	Alloted To Date	Expenditure Prior Years	Expenditure Current Year	Amount Lapsed	Encumbrance	Allotment Balance
HY16-302-367C25: Lapse 12/31/16	390,000.00	390,000.00	45,267.15	243,792.19	49,766.80	51,173.86	
HY17-302-378C75: Lapse 12/31/17	600,000.00	600,000.00		10,727.01		563,401.92	25,871.07
EHA ST RDWAY DEDICATION							
HY16-302-367324: Lapse 12/31/16	300,000.00	300,000.00		71,910.00	220,090.00	8,000.00	
CW PAVEMENT PRESERVATION							
HY15-302-356C32: Lapse 12/31/15	500,000.00	500,000.00	398,816.46		101,183.54		
HY16-302-367128: Lapse 12/31/16	160,000.00	160,000.00	42,312.24	91,020.23	8,834.31	17,833.22	
HY16-302-367C23: Lapse 12/31/16	400,000.00	400,000.00	49,350.60	67,156.51		283,492.89	
HY17-302-378C73: Lapse 12/31/17	500,000.00	500,000.00					500,000.00
CW RD RESURFACING/PAVEMENT PR							
HY14-302-345333: Lapse 12/31/14	5,546,744.00	5,546,744.00	4,730,276.37	586,560.17	33,908.89	195,998.57	
HY15-302-356C33: Lapse 12/31/15	4,943,698.00	4,943,698.00	3,570,097.52	762,934.75	322,871.92	287,793.81	
HY16-302-367C24: Lapse 12/31/16	5,718,028.00	5,718,028.00	981,202.53	1,943,082.71	12,780.28	2,780,962.48	
HY17-302-378C74: Lapse 12/31/17	5,634,267.00	5,634,267.00		535,008.32		1,947,720.77	3,151,537.91
CW TRAFFIC CALMING PRG							
HY16-302-367C27: Lapse 12/31/16	139,640.00	139,640.00		71,978.08	67,661.92		
HY17-302-378C77: Lapse 12/31/17	200,000.00	200,000.00		3,078.16			196,921.84
CW SPEED HUMP/SPEED TABLE PRG							
HY14-302-345336: Lapse 12/31/14	500,000.00	500,000.00	209,057.46	59,535.00	231,407.54		
HY15-302-356C36: Lapse 12/31/15	500,000.00	500,000.00	240,199.03	11,709.56	248,091.41		
KAMALII ELEM SCH SAFE ROUTES							
DOT13-325-337507: #STP-SRS-1500(6 0)	460,000.00	459,000.00	377,825.01				81,174.99
PRINCESS NAHIENAENA SAFE ROUTE							
DOT13-325-337508: #STP-SRS-1500(5 9)	150,000.00	155,000.00	106,033.40				48,966.60
WAILUKU MUNI PARKING LOT							
HY15-302-356439: Lapse 12/31/15	350,000.00	350,000.00	330,349.85	19,650.15			()
SAFE ROUTES TO SCH PRG							
SH15-323-356730: ORD#4195	101,000.00	152,109.38		23,429.58		33,286.90	95,392.90
SH16-323-369510:	150,000.00	185,911.46					185,911.46
SH17-323-379510:	150,000.00	92,955.73					92,955.73
MOLOKAI ATHLETIC COMPLEX							
SH16-323-369511:	400,000.00	400,000.00				399,980.00	20.00
BRIDGE INSPECTN NBIS(062)							
DOT15-325-356710: #STP-BR-NBIS(06 2		359,167.16	234,290.00	119,029.50		5,080.50	767.16
	48,666,313.00	48,896,369.28	27,055,900.36	6,567,041.90	2,552,568.87	8,339,562.89	4,381,295.26
TOTAL Roads	162,052,820.24	161,210,696.48	86,519,183.26	17,605,589.76	5,276,357.76	26,082,957.44	25,726,608.26

County of Maui
Capital Improvement Projects Report (Excluding Department of Water Supply)
As of 6/30/2017

13-908 Solid Waste Facilities	Original Appropriation	Alloted To Date	Expenditure Prior Years	Expenditure Current Year	Amount Lapsed	Encumbrance	Allotment Balance
Hana Community Plan Area							
HANA LF MAKAI BERM WASTE							
SW15-305-356477: Lapse 12/31/15	750,000.00	750,000.00	165,182.15	581,605.14		3,212.71	
SW16-305-367166: Lapse 12/31/16	250,000.00	250,000.00	3,000.00	150,993.74	16.26	95,990.00	
GO17-373-378208: Lapse 12/31/17	2,000,000.00	827,697.05		297,892.04		529,805.01	
	3,000,000.00	1,827,697.05	168,182.15	1,030,490.92	16.26	629,007.72	0.00
Makawao-Pukalani-Kula Community Plan Area							
MAKANI CLOSED LF REMEDIATIN							
SW16-305-367167: Lapse 12/31/16	300,000.00	300,000.00	37,881.22	259,326.64		2,792.14	
Wailuku-Kahului Community Plan Area							
CENTRAL MAUI LF PH VI-A							
GO17-373-356213: Lapse 12/31/15 ORD#4095	233,745.00	230,945.00	190,272.80	40,672.20			
LEACHATE COLL/RECOV/EDS UPGRD							
SW17-305-378316: Lapse 12/31/17	80,000.00	80,000.00		3,817.63		75,404.37	778.00
CML PH V GAS COLL SYS EXP							
GO17-373-378214: Lapse 12/31/17	2,500,000.00						
SH/LN-341-378314: Lapse 12/31/17	2,500,000.00	2,500,000.00		1,658,380.64		24,934.44	816,684.92
WAIKAPU CLOSED LF REMEDIATIN							
SW16-305-367168: Lapse 12/31/16	300,000.00	300,000.00	76,920.00	222,555.22		524.78	
C MAUI LANDFILL IMPRVMT							
SW15-305-356478: Lapse 12/31/15	1,050,000.00	1,050,000.00	941,416.23	55,050.00	29,450.77	24,083.00	
CML SYS CTRL/DATA ACQUISTN							
SW17-305-378315: Lapse 12/31/17	80,000.00	80,000.00				79,830.83	169.17
	6,743,745.00	4,240,945.00	1,208,609.03	1,980,475.69	29,450.77	204,777.42	817,632.09
West Maui Community Plan Area							
OLOWALU CLOSED LF REMEDIATIN							
SW16-305-367169: Lapse 12/31/16	300,000.00	300,000.00	70,519.24	127,762.94	18,528.55	83,189.27	
Molokai Community Plan Area							
MOLOKAI LDFILL CELL#4 CONSTRUC							
GO17-373-345278: Lapse 12/31/14 ORD#4095	216,002.01	120,411.71	57,180.00	63,231.71			
MOLOKAI LF-ENVTL ASSESSMNT							
SW17-305-378313: Lapse 12/31/17	160,000.00	160,000.00		25,258.00		134,742.00	
KALAMAULA CLOSED LF REMEDIATIN							
SW16-305-367170: Lapse 12/31/16	400,000.00	400,000.00		57,505.46		342,494.54	
	776,002.01	680,411.71	57,180.00	145,995.17	0.00	477,236.54	0.00
Countywide							
CW LF PV/WIND TURBINE LIGHT							
SW17-305-378301: Lapse 12/31/17	195,000.00	195,000.00					195,000.00
ENV'TAL COMP SYS DSGN/CTNS							

County of Maui
Capital Improvement Projects Report (Excluding Department of Water Supply)
As of 6/30/2017

13-908 Solid Waste Facilities	Original Appropriation	Alloted To Date	Expenditure Prior Years	Expenditure Current Year	Amount Lapsed	Encumbrance	Allotment Balance
SW17-305-378302: Lapse 12/31/17	250,000.00	250,000.00		166,948.00		82,937.00	115.00
SATELLITE TRFR STN PRELIM							
SW15-305-356479: Lapse 12/31/15	150,000.00	150,000.00	135,000.00	15,000.00			()
	595,000.00	595,000.00	135,000.00	181,948.00	0.00	82,937.00	195,115.00
TOTAL Solid Waste Facilities	11,714,747.01	7,944,053.76	1,677,371.64	3,725,999.36	47,995.58	1,479,940.09	1,012,747.09

County of Maui
Capital Improvement Projects Report (Excluding Department of Water Supply)
As of 6/30/2017

13-909 Wastewater Facilities	Original Appropriation	Alloted To Date	Expenditure Prior Years	Expenditure Current Year	Amount Lapsed	Encumbrance	Allotment Balance
Paia-Haiku Community Plan Area							
KAUNOA SR CTR PROP SEWER SVC GF17-301-378330: Lapse 12/31/17	40,000.00	40,000.00					40,000.00
Wailuku-Kahului Community Plan Area							
WAI-KAH WW RECL FAC FM SH/LN-341-367179: Lapse 12/31/16	4,841,700.00	4,841,700.00	3,480,186.06	1,113,992.87	247,521.07		
EPA CONSENT DECREE SEWER REHAB WM15-303-356463: Lapse 12/31/15	500,000.00	500,000.00	384,198.52	43,447.00	62.48	72,292.00	
WM16-303-367155: Lapse 12/31/16	750,000.00	750,000.00	94,211.94	14,954.03		640,834.03	
WM17-303-378317: Lapse 12/31/17	1,000,000.00	1,000,000.00					1,000,000.00
HAWAIIAN HOMES FM REPLCMNT SH/LN-341-367171: Lapse 12/31/16	2,240,000.00	2,240,000.00		1,151,554.61		1,088,445.39	
HOO HUI ANA FM REPLACEMENT WM14-303-345369: Lapse 12/31/14	900,000.00	900,000.00	13,629.57	392,369.93	272,900.00	221,100.50	
MALUHIA BEACH LOTS SWR SYSTEM WM12-303-329007: Lapse 12/31/12	100,000.00	100,000.00	94,666.30	5,333.70			
WAI-KAH WWRF SOLID BLDG RENO SH/LN-341-378318: Lapse 12/31/17	1,000,000.00	1,000,000.00					1,000,000.00
WAIEHU WW PUMP STN MODIFICATIO WM14-303-345371: Lapse 12/31/14	2,000,000.00	2,000,000.00	1,742,960.18	238,402.82	18,637.00		
SH/LN-341-356481: Lapse 12/31/15	1,300,000.00	1,300,000.00		812,410.00	462,590.00	25,000.00	
	14,631,700.00	14,631,700.00	5,809,852.57	3,772,464.96	1,001,710.55	2,047,671.92	2,000,000.00
Kihei-Makena Community Plan Area							
KIHEI FM #16 REPLACEMENT WM14-303-345372: Lapse 12/31/14	500,000.00	500,000.00	301,928.68	177,120.24		20,951.08	
SH/LN-341-367173: Lapse 12/31/16	4,400,000.00	4,400,000.00				4,400,000.00	
SH/LN-341-378407: Lapse 12/31/17	1,010,000.00	1,010,000.00					1,010,000.00
SO MAUI RECYCLED WATER WM15-303-356465: Lapse 12/31/15	300,000.00	300,000.00	67,569.19	210,356.80		22,074.01	
SH/LN-341-356482: C15007 17 Lapse 12/3	1,044,000.00	1,044,000.00	1,025,343.78		30.00	18,626.22	
KULANIHA KOI ST RECYCLE WTR LN SH/LN-341-378312: Lapse 12/31/17	1,700,000.00	1,700,000.00		17,208.18		1,456,332.86	226,458.96
KENOLIO RD/KOKI SEWER REHAB WM17-303-378309: Lapse 12/31/17	50,000.00	50,000.00		37,560.00		12,440.00	
KIHEI WWF RTU UPGRDS WM17-303-378310: Lapse 12/31/17	1,500,000.00	1,500,000.00		146,723.22		1,209,732.31	143,544.47
LILLOA DR RECYCLED WATER WM15-303-356464: Lapse 12/31/15	100,000.00	100,000.00	96,527.00	3,473.00			
N KIHEI MAUKA TRNSM SYS WM17-303-378311: Lapse 12/31/17	200,000.00	200,000.00		44,782.68		154,641.07	576.25
	10,804,000.00	10,804,000.00	1,491,368.65	637,224.12	30.00	7,294,797.55	1,380,579.68

County of Maui
Capital Improvement Projects Report (Excluding Department of Water Supply)
As of 6/30/2017

13-909 Wastewater Facilities	Original Appropriation	Alloted To Date	Expenditure Prior Years	Expenditure Current Year	Amount Lapsed	Encumbrance	Allotment Balance
West Maui Community Plan Area							
NAPILI #5&6 FM REPLACEMENTS							
WM15-303-356470: Lapse 12/31/15	300,000.00	300,000.00	68,752.33	36,417.63		194,830.04	
WM17-303-378323: Lapse 12/31/17	3,200,000.00	3,200,000.00					3,200,000.00
NAPILI #3 FM REPLCMENT							
WM17-303-378321: Lapse 12/31/17	200,000.00	200,000.00				200,000.00	
NAPILI #4 FM REPLCMENT							
WM17-303-378322: Lapse 12/31/17	200,000.00	200,000.00				200,000.00	
NAPILI WWPS #1-6 MODIFC							
WM15-303-356471: Lapse 12/31/15	500,000.00	500,000.00	178,964.38	128,252.43	8,000.00	184,783.19	
WM16-303-367158: Lapse 12/31/16	120,000.00	120,000.00		120,000.00			
WM16-303-367159: Lapse 12/31/16	120,000.00	120,000.00		120,000.00			
LAHAINA FORCE MAIN#7 REPLCMNT							
WM12-303-329015: Lapse 12/31/12	50,000.00	50,000.00	46,287.00	3,277.00	436.00		
LAHAINA WW PUMP STATION #2							
SH/LN-341-331180: C15005 10 Lapse 12/3	5,000,000.00	5,000,000.00	4,111,824.45	320,692.30	521,897.00	45,586.25	
KAANAPALI RESORT R-1 WATER DIS							
WM14-303-345374: Lapse 12/31/14	700,000.00	700,000.00	31,360.00			668,640.00	
LAHAINA WWRF ODOR CONTROL							
WM13-303-331168: Lapse 12/31/13	800,000.00	800,000.00	339,093.26	28,436.17	337,429.00	95,041.57	
WM15-303-356469: Lapse 12/31/15	4,000,000.00	4,000,000.00		1,905,091.51	2,064,733.00	30,175.49	
WEST MAUI RECYCLED WATER PROJ							
ARRA13-327-331183: C150054-23	3,500,000.00	3,500,000.00	3,205,090.33		131,612.00		163,297.67
WM14-303-345377: Lapse 12/31/14	50,000.00	50,000.00			325.00	49,675.00	
WM16-303-367161: Lapse 12/31/16	1,360,000.00	1,360,000.00			667,434.00	692,566.00	
SHERATON WW LIFT MODI							
WM16-303-367160: Lapse 12/31/16	80,000.00	80,000.00		54,485.01		25,514.99	
SHERATON WWPS MODIFICATIONS							
SH/LN-341-378325: Lapse 12/31/17	1,000,000.00	1,000,000.00					1,000,000.00
LAHAINA WWRF UPGRD PORTBL REUS							
WM17-303-378320: Lapse 12/31/17	150,000.00	150,000.00				147,316.00	2,684.00
LAHAINA WWRF MODFCTN STAGE 1A							
GO08-367-369201: Lapse 12/31/06	1,000,000.00	1,000,000.00	850,419.00	41,410.00		108,171.00	
WM15-303-356468: Lapse 12/31/15	2,000,000.00	2,000,000.00	1,502,203.00	497,797.00			
SH/LN-341-367174: Lapse 12/31/16	12,500,000.00	12,500,000.00		1,831,000.00		10,669,000.00	
SH/LN-341-378324: Lapse 12/31/17	12,500,000.00	12,500,000.00				12,500,000.00	
LAHAINA WWPS #3 MODI							
WM16-303-367157: Lapse 12/31/16	1,600,000.00	1,600,000.00				1,600,000.00	
WM17-303-378408: Lapse 12/31/17	110,000.00	110,000.00					110,000.00
LAHAINA FORCE MAIN #4 REPLCMN							
WM13-303-331166: Lapse 12/31/13	1,000,000.00	1,000,000.00	634,794.03		229,050.00	136,155.97	
EPA CONSENT DECREE SEWER REHAB							
WM16-303-367156: Lapse 12/31/16	1,000,000.00	1,000,000.00		202,419.72		797,580.28	

County of Maui
Capital Improvement Projects Report (Excluding Department of Water Supply)
As of 6/30/2017

13-909 Wastewater Facilities	Original Appropriation	Alloted To Date	Expenditure Prior Years	Expenditure Current Year	Amount Lapsed	Encumbrance	Allotment Balance
	53,040,000.00	53,040,000.00	10,968,787.78	5,289,278.77	3,960,916.00	28,345,035.78	4,475,981.67
Countywide							
CW SATELLITE RECYCLED WTR FAC WM17-303-378C05: Lapse 12/31/17	200,000.00	200,000.00				188,259.00	11,741.00
CW WW SYSTEMS MODIFICATIONS WM17-303-378C06: Lapse 12/31/17	500,000.00	500,000.00		17,999.31		369,505.19	112,495.50
CW EPA WW RECLAMATION FACILITY WM13-303-331171: Lapse 12/31/13	2,200,000.00	2,200,000.00	2,035,689.22	42,592.35		121,718.43	
CW PUMP STATION RENOVATIONS WM11-303-319010: Lapse 12/31/11	1,000,000.00	1,000,000.00	893,864.11	21,241.89	84,894.00		
CW EPA CONSENT DECREE COMPLIAN WM13-303-331170: Lapse 12/31/13	761,925.00	761,925.00	580,425.64	55,104.70		126,394.66	
WM14-303-345378: Lapse 12/31/14	750,000.00	750,000.00	659,404.29	14,455.71	40,500.00	35,640.00	
WM15-303-356C73: Lapse 12/31/15	1,080,000.00	1,080,000.00	519,454.70	279,515.14	131,256.80	149,773.36	
WM15-303-356C74: Lapse 12/31/15	2,000,000.00	2,000,000.00	1,380,142.18	512,906.83		106,950.99	
WM16-303-367C62: Lapse 12/31/16	500,000.00	500,000.00	8,096.61	454,284.79	598.95	37,019.65	
WM16-303-367C63: Lapse 12/31/16	2,000,000.00	2,000,000.00	345,793.23	538,095.35	37,010.51	1,079,100.91	
WM17-303-378C03: Lapse 12/31/17	500,000.00	500,000.00					500,000.00
WM17-303-378C04: Lapse 12/31/17	1,600,000.00	1,600,000.00		106,309.00		323,471.71	1,170,219.29
CW WWRF CHLORINATN SYS UPGRD SH/LN-341-378C07: Lapse 12/31/17	2,000,000.00	2,000,000.00					2,000,000.00
CW WET WELL REHABILITATION WM11-303-319012: Lapse 12/31/11	1,000,000.00	1,000,000.00	945,275.99	3,381.02	38,933.00	12,409.99	
WM15-303-356C76: Lapse 12/31/15	1,000,000.00	1,000,000.00	267,245.36	68,285.00	87,752.64	576,717.00	
CW SOIL AQUIFER TREATMENT WM16-303-367C64: Lapse 12/31/16	100,000.00	100,000.00				100,000.00	
CW WSTWTR SYSTEM MODIFICATION WM12-303-329023: Lapse 12/31/12	1,000,000.00	1,000,000.00	875,617.09	4,773.93	80,091.91	39,517.07	()
WM13-303-331172: Lapse 12/31/13	1,000,000.00	1,000,000.00	966,793.69	11,423.67	15,672.95	6,109.69	
WM14-303-345380: Lapse 12/31/14	1,000,000.00	1,000,000.00	816,156.36	11,555.27	62,250.06	110,038.31	
WM15-303-356C75: Lapse 12/31/15	1,000,000.00	1,000,000.00	744,460.70	91,034.34	.33	164,504.63	
WM16-303-367C65: Lapse 12/31/16	500,000.00	500,000.00	24,500.00	153,912.54		321,587.46	
	21,691,925.00	21,691,925.00	11,062,919.17	2,386,870.84	578,961.15	3,868,718.05	3,794,455.79
TOTAL Wastewater Facilities	100,207,625.00	100,207,625.00	29,332,928.17	12,085,838.69	5,541,617.70	41,556,223.30	11,691,017.14

County of Maui
Capital Improvement Projects Report (Excluding Department of Water Supply)
As of 6/30/2017

<u>13-909 Wastewater Facilities</u>	<u>Original Appropriation</u>	<u>Alloted To Date</u>	<u>Expenditure Prior Years</u>	<u>Expenditure Current Year</u>	<u>Amount Lapsed</u>	<u>Encumbrance</u>	<u>Allotment Balance</u>
TOTAL CAPITAL PROJECTS FUND	432,225,468.50	365,307,437.86	151,800,636.22	47,330,138.58	19,973,794.09	92,793,677.63	53,409,191.34