


MICHAEL P. VICTORINO
Mayor

SCOTT K. TERUYA
Director

MAY-ANNE A. ALIBIN
Deputy Director



DEPARTMENT OF FINANCE
COUNTY OF MAUI
200 S. HIGH STREET
WAILUKU, MAUI, HAWAII 96793
www.mauicounty.gov

RECEIVED
2020 FEB 28 AM 11: 58
OFFICE OF THE
COUNTY CLERK

February 28, 2020

Honorable Michael P. Victorino
Mayor, County of Maui
200 South High Street
Wailuku, Hawaii 96793

APPROVED FOR TRANSMITTAL

Michael P Victorino 2/28/2020
Mayor Date

For Transmittal to:

Honorable Alice Lee, Chair
and Members of Maui County Council
200 South High Street
Wailuku, Hawaii 96793

Dear Chair Lee and Members:

**SUBJECT: FINANCE DIRECTOR'S QUARTERLY REPORT AS OF
DECEMBER 31, 2019 (FISCAL YEAR 2020 SECOND QUARTER)**

In compliance with the Maui County Code 3.08 and the Charter of the County of Maui, Section 8-4.3, I am transmitting one (1) bound copy along with a CD of the Finance Director's Quarterly Report for Fiscal Year (FY) July 1, 2019 to June 30, 2020 as of December 31, 2019 and the Capital Improvement Project as of December 31, 2019.


The numbers presented on these reports are unaudited and may be subject to change pending completion of the County's FY 2020 Comprehensive Annual Financial Report. The reports are also available online on the County of Maui website, under the Department of Finance, Reports & Documents, Finance Director's Quarterly Report, Fiscal Year 2020, 2nd Quarter.

Should you have any questions, please feel free to contact me at x7474.

COUNTY COMMUNICATION NO. 20-184

Honorable Alice Lee, Chair
February 28, 2020
Page 2


Sincerely,


for SCOTT K. TERUYA
Director of Finance

ST:rac

Attachments

xc: Moana Lutey, Corporation Counsel
Sandy Baz, Managing Director
Michele Yoshimura, Budget Director
Brian Perry, Community Relations and Communications Director



COUNTY OF MAUI

STATE OF HAWAII

FINANCE DIRECTOR'S QUARTERLY REPORT

FISCAL YEAR JULY 1, 2019 TO JUNE 30, 2020
AS OF DECEMBER 31, 2019




TABLE OF CONTENTS

I Graphic Overview:

Revenue - Budget Ordinance by Category	9
Expenditure by Department	10
Countywide Expenditures	12

II Revenue:

A) Budget Ordinance	
General Fund	-General 15
	-Liquor Control 16
Special Revenue Fund	- Highway 17
	-Wastewater 17
	-Bikeway 17
	-Solid Waste 17
	-EP&S 18
Debt Service Fund	-Debt Service 19
Capital Projects Fund	-Parks Assessment CIP 20
Utility Enterprise Fund	-DWS Revenue Fund 21
	-DWS Water System Dev. 21
B) Appendices / Other	
Special Revenue Fund	-County Revolving 25
	-Intergovernmental Grant 25
	-Sec 8 HUD Housing 26
	-Special Assmt Parks 26
	-Special Assmt Sewer 26
Capital Projects Fund-	27
Utility Enterprise Fund -	29

C) Grant Revenue Report

-Office of Mayor	33
-Prosecuting Attorney	37
-Finance	38
-Planning	39
-Police	40
-Fire and Public Safety	44
-Emergency Management Agency	45
-Housing and Human Concerns	46
-Parks and Recreation	52
-Public Works	53
-Transportation	54
-Environmental Management	55

III Expenditures:


A) Operations by Activity	58
B) Grant Programs	77
C) Revolving / Special Programs	90

IV Capital Improvement Program by District:

Hana	96
Paia-Haiku	99
Makawao-Pukalani-Kula	102
Wailuku-Kahului	106
Kihei-Makena	115
West Maui	119
Lanai	124
Molokai	125
Countywide	127


V Appendix:

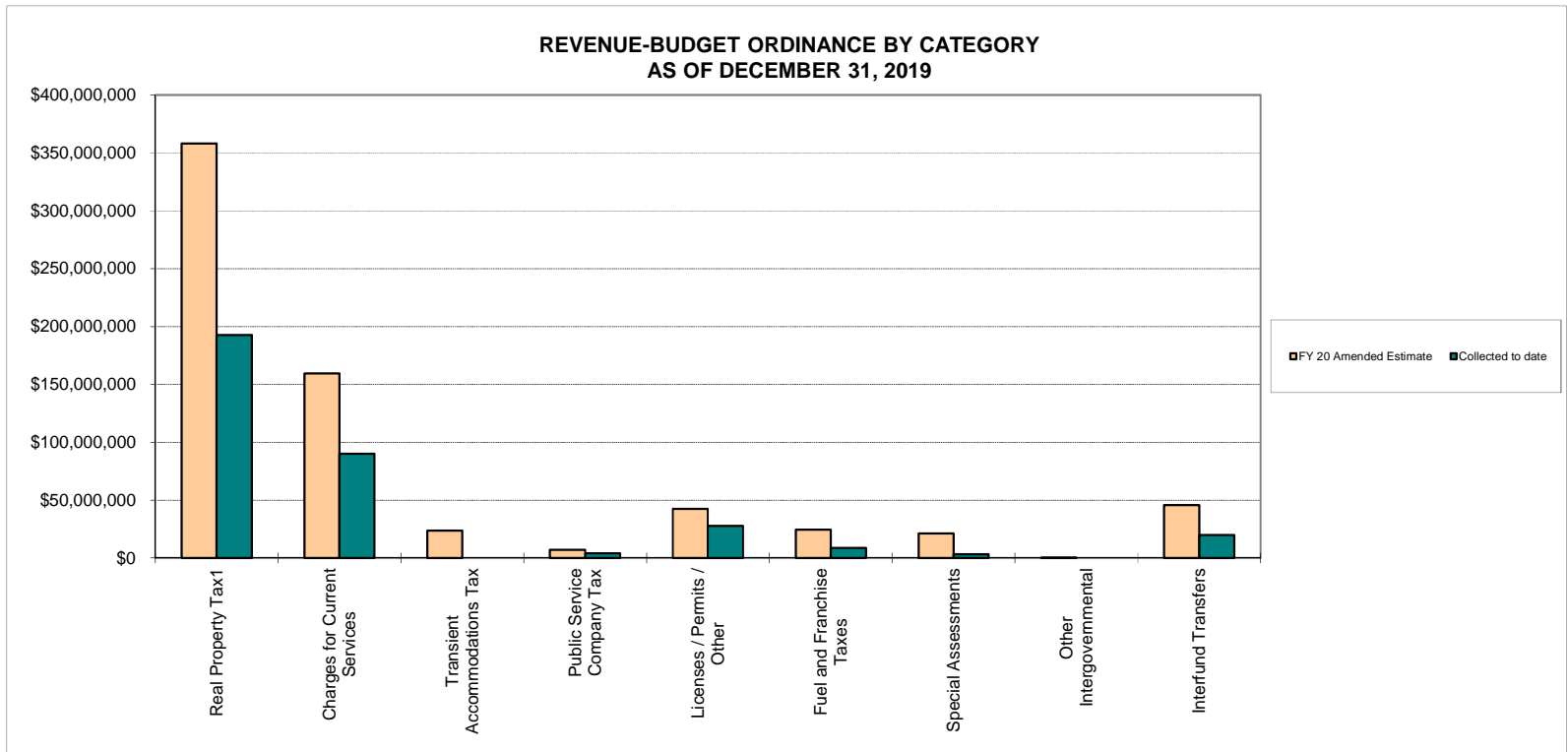
Glossary	149
Fund Descriptions	151



I. Graphic Overview

I. Graphic Overview





	FY 20 Original Estimate	FY 20 Amended Estimate	Collected to date	Budget (Over)/Under	% Collected	% Over/(Under) [*] Prorated Estimate
Real Property Tax ¹	358,036,240	358,036,240	192,494,563	165,541,677	54%	4%
Charges for Current Services	159,250,949	159,250,373	90,054,545	69,195,828	57%	7%
Transient Accommodations Tax	23,484,000	23,484,000	-	23,484,000	0%	(50%)
Public Service Company Tax	7,000,000	7,000,000	3,976,147	3,023,853	57%	7%
Licenses / Permits / Other	42,473,028	42,245,688	27,645,932	14,599,756	65%	15%
Fuel and Franchise Taxes	24,300,000	24,300,000	8,518,406	15,781,594	35%	(15%)
Special Assessments	21,068,650	21,068,650	3,174,311	17,894,339	15%	(35%)
Other Intergovernmental	75,000	75,000	-	75,000	0%	(50%)
Interfund Transfers	45,623,028	45,599,651	19,593,821	26,005,830	43%	(7%)
Total²	681,310,895	681,059,602	345,457,725	335,601,877	51%	1%

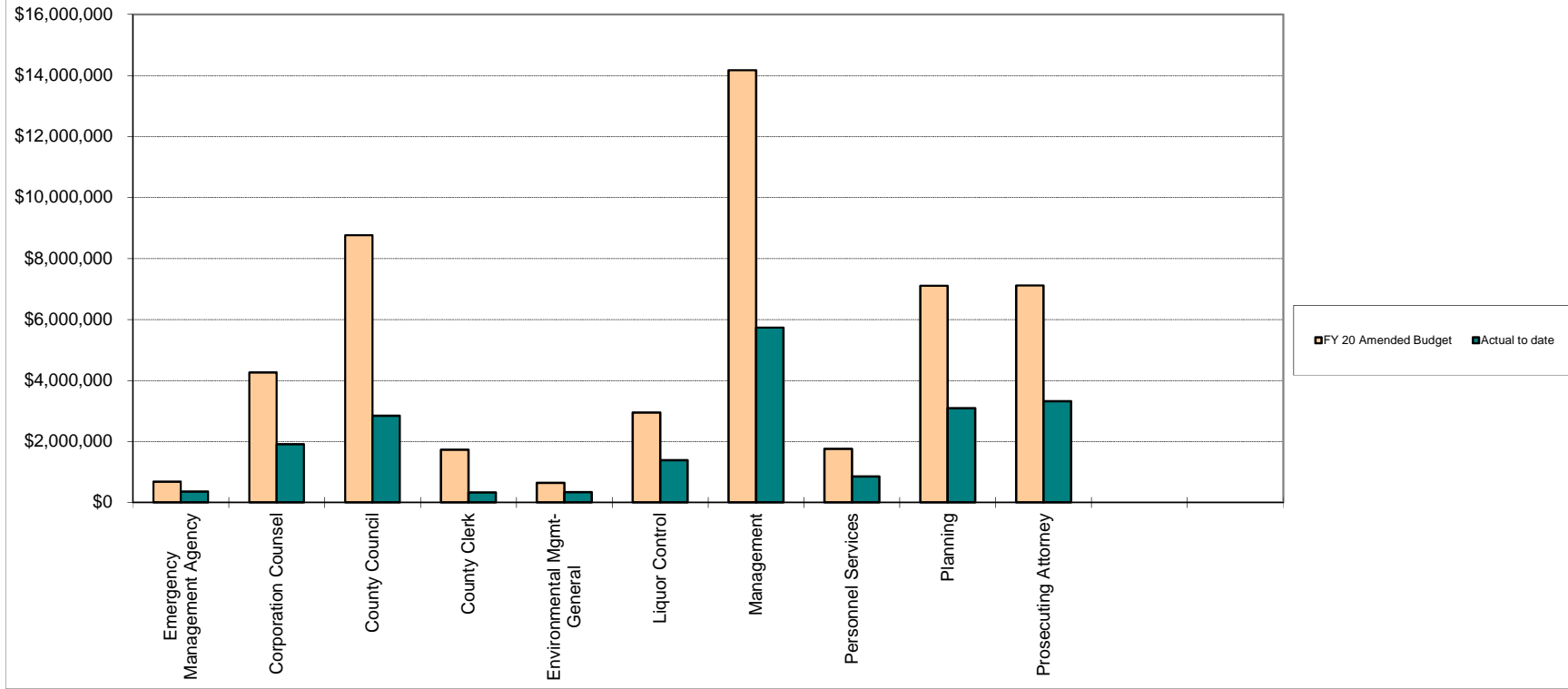
NOTES:

¹ Net of circuit breaker adjustment.

² Total does not include carryover/savings, bond/lapsed bond proceeds, and/or State Revolving Fund (SRF) loan.

* Prorated Estimate is 50% of Amended Estimate.

**EXPENDITURES BY DEPARTMENT
AS OF DECEMBER 31, 2019**

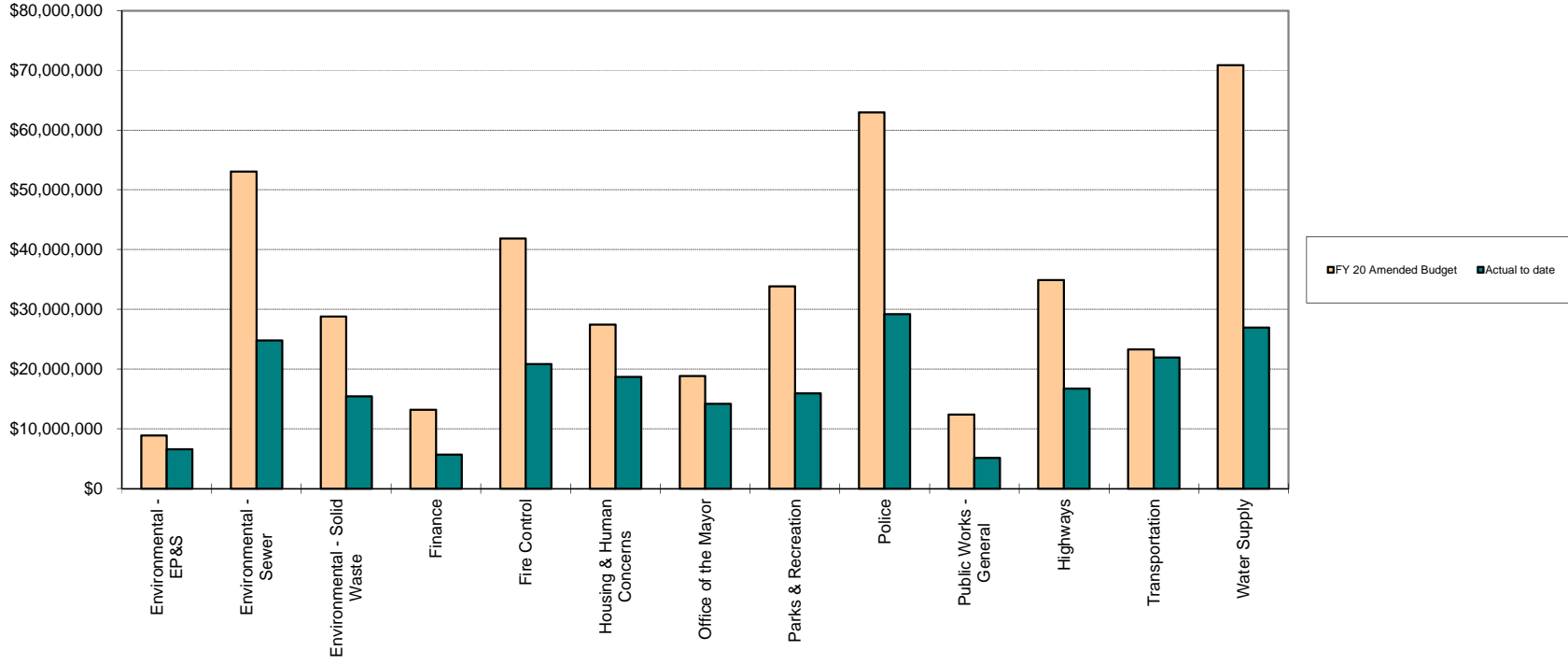


Actual includes encumbrances

	FY 20 Original Budget	FY 20 Amended Budget	Actual to date	(Over)/Under	% Used	% (Over)/Under Prorated Budget *
Emergency Management Agency	683,121	683,121	357,757	325,364	52%	(2%)
Corporation Counsel	4,261,067	4,261,067	1,907,040	2,354,027	45%	5%
County Council	8,754,065	8,754,065	2,840,777	5,913,288	32%	18%
County Clerk	1,731,212	1,731,212	329,988	1,401,224	19%	31%
Environmental Mgmt-General	640,490	640,490	335,486	305,004	52%	(2%)
Liquor Control	2,962,210	2,944,711	1,384,529	1,560,182	47%	3%
Management	14,172,107	14,172,107	5,733,072	8,439,035	40%	10%
Personnel Services	1,752,786	1,752,786	848,913	903,873	48%	2%
Planning	7,097,590	7,097,590	3,089,948	4,007,642	44%	6%
Prosecuting Attorney	7,106,218	7,106,218	3,323,007	3,783,211	47%	3%

** Prorated Budget is 50% of Amended Budget

**EXPENDITURES BY DEPARTMENT
AS OF DECEMBER 31, 2019**

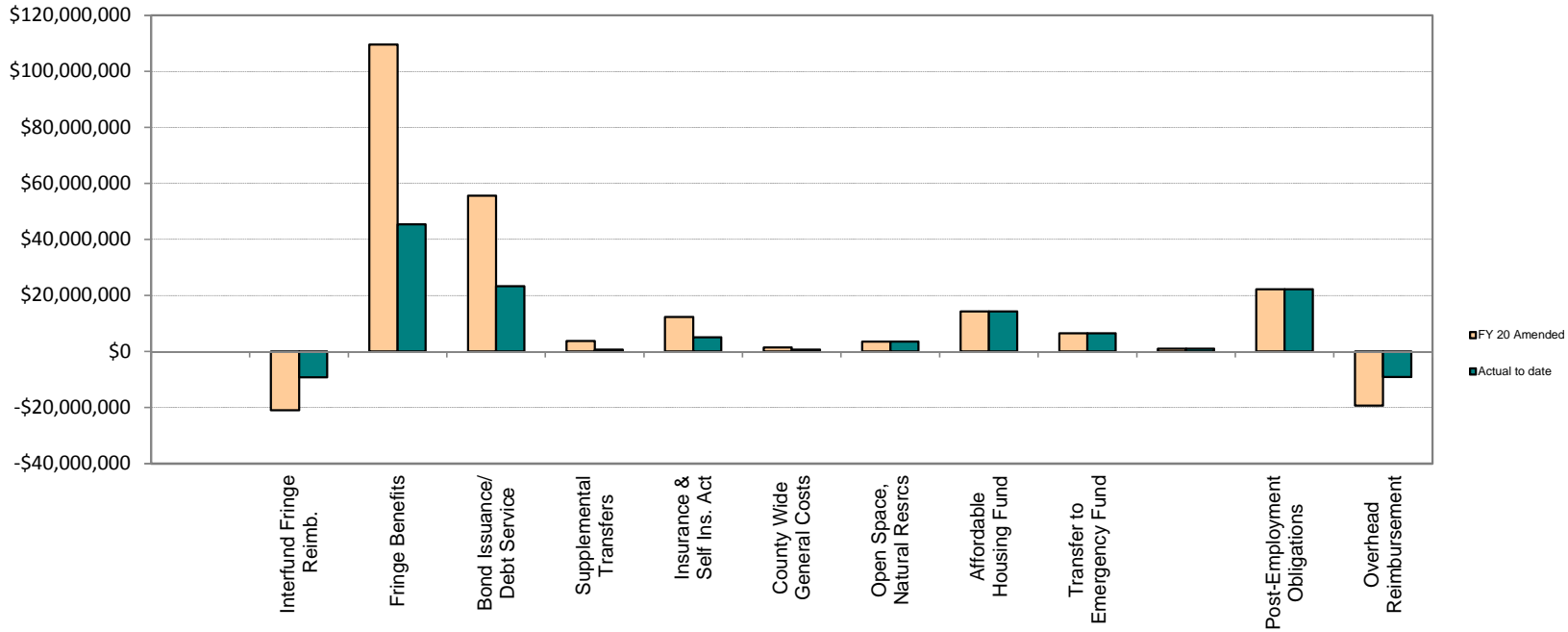


Actual includes encumbrances

	FY 20 Original Budget	FY 20 Amended Budget	Actual to date	(Over)/Under	% Used	% (Over)/Under Prorated Budget *
Environmental - EP&S	8,925,883	8,925,883	6,588,250	2,337,633	74%	(24%)
Environmental - Sewer	53,143,361	53,063,360	24,833,185	28,230,175	47%	3%
Environmental - Solid Waste	28,881,124	28,837,722	15,442,608	13,395,114	54%	(4%)
Finance	13,203,196	13,203,196	5,701,479	7,501,717	43%	7%
Fire Control	41,895,995	41,895,995	20,874,020	21,021,975	50%	0%
Housing & Human Concerns	27,468,426	27,468,426	18,698,103	8,770,323	68%	(18%)
Office of the Mayor	18,843,854	18,843,854	14,189,305	4,654,549	75%	(25%)
Parks & Recreation	33,864,381	33,864,381	15,979,928	17,884,453	47%	3%
Police	62,997,718	62,997,718	29,198,148	33,799,570	46%	4%
Public Works - General	12,390,809	12,390,809	5,138,173	7,252,636	41%	9%
Highways	34,829,547	34,929,007	16,748,503	18,180,504	48%	2%
Transportation	23,326,879	23,326,879	21,960,422	1,366,457	94%	(44%)
Water Supply	70,903,157	70,903,157	26,966,180	43,936,977	38%	12%

** Prorated Budget is 50% of Amended Budget

**COUNTYWIDE EXPENDITURES
AS OF DECEMBER 31, 2019**




	FY 20 Original Budget	FY 20 Amended Budget*	Actual to date	(Over)/Under	% Used	% (Over)/Under Prorated Budget **
Interfund Fringe Reimb.	(20,796,402)	(20,933,248)	(9,179,430)	(11,753,818)	44%	6%
Fringe Benefits	109,573,783	109,573,783	45,379,867	64,193,916	41%	9%
Bond Issuance/Debt Service	55,854,195	55,678,887	23,328,507	32,350,380	42%	8%
Supplemental Transfers	3,817,809	3,794,432	705,471	3,088,961	19%	31%
Insurance & Self Ins. Act	12,365,000	12,365,000	5,132,143	7,232,857	42%	8%
County Wide General Costs	1,529,206	1,529,206	732,765	796,441	48%	2%
Open Space, Natural Resrcs	3,580,362	3,580,362	3,580,362	-	100%	(50%)
Affordable Housing Fund	14,321,450	14,321,450	14,321,450	-	100%	(50%)
Transfer to Emergency Fund	6,500,000	6,500,000	6,500,000	-	100%	(50%)
Transfer to Experimental/Demo H	1,000,000	1,000,000	1,000,000	-	100%	(50%)
Post-Employment Obligations	22,249,711	22,249,711	22,249,711	-	100%	(50%)
Overhead Reimbursement	(19,192,625)	(19,242,253)	(9,063,771)	(10,178,482)	47%	3%
Total	190,802,489	190,417,330	104,687,075	85,730,255	55%	(5%)

** Prorated Budget is 50% of Amended Budget

II. Revenue

II.A. Budget Ordinance



County of Maui
Statement of Estimated and Actual Revenue
Revenue - Budget Ordinance
Fiscal Year Ending 6/30/2020 - as of 12/31/2019

10	*** GENERAL FUND	Prior	Amended	Year	Budget
Object		Year	Annual	to Date	(Over)/Under
* Char ** Subfund *** Fund		Uncollected	Estimate	Collected	
310	Real property taxes	8,927,212	358,036,240	192,494,563	174,468,889
312	Public Service Company Tax		7,000,000	3,976,147	3,023,853
31	* Taxes	8,927,212	365,036,240	196,470,710	177,492,742
321	Business licenses and permits		22,000	5,055	16,945
322	Other licenses & permit		4,000,000	2,694,729	1,305,272
323	Motor vehicle licenses & fees		4,000,000	2,491,068	1,508,933
32	* Licenses and permits	0	8,022,000	5,190,852	2,831,150
330	Federal grants		10,938		10,938
331	Federal payment in lieu of tax		7,188		7,188
333	Transient accommodation taxes		23,484,000		23,484,000
335	Federal grants passed thru the		50,000		50,000
336	State payment in lieu of taxes		6,875		6,875
33	* Intergovernmental revenues	0	23,559,001	0	23,559,001
341	General government		700,000	372,331	327,669
342	Safety		2,597,177	1,182,233	1,414,944
347	Recreation		1,200,000	583,052	616,951
34	* Charges for current services	0	4,497,177	2,137,616	2,359,564
351	Penalties and interest		2,000,000	1,564,706	435,294
353	Unclaimed monies			21,231	(21,231)
35	* Fines and forfeitures	0	2,000,000	1,585,937	414,063
361	Interest on investments		4,653,643	2,929,516	1,724,127
362	Rental income		118,500	72,546	45,954
36	* Interest & investment	0	4,772,143	3,002,062	1,770,081
362	Rental income		31,500	24,305	7,195
377	Miscellaneous general receipts		35,000	107,147	(72,147)
378	Miscellaneous program receipts		665,000	633,697	31,303
37	* Other revenues	0	731,500	765,149	(33,649)
741	Special Revenue Funds		23,237,078	11,595,554	11,641,524
744	Other Governmental Funds		4,970,006	2,485,003	2,485,003
745	Proprietary Funds		1,896,833		1,896,833

County of Maui
Statement of Estimated and Actual Revenue
Revenue - Budget Ordinance
Fiscal Year Ending 6/30/2020 - as of 12/31/2019

10	*** GENERAL FUND	Prior	Amended	Year	Budget
Object		Year	Annual	to Date	(Over)/Under
* Char	** Subfund	Uncollected	Estimate	Collected	
*** Fund					
74	* Transfers in	0	30,103,917	14,080,557	16,023,360
Subfund	** General Fund	8,927,212	438,721,978	223,232,883	224,416,312
321	Business licenses and permits		2,257,607	2,199,836	57,772
32	* Licenses and permits	0	2,257,607	2,199,836	57,772
Subfund	** Liquor Control Fund	0	2,257,607	2,199,836	57,772
Fund	*** GENERAL FUND	8,927,212	440,979,585	225,432,719	224,474,084

County of Maui
Statement of Estimated and Actual Revenue
Revenue - Budget Ordinance
Fiscal Year Ending 6/30/2020 - as of 12/31/2019

11	*** SPECIAL REVENUE FUND		Prior Year	Amended Annual	Year to Date	Budget
Object		Uncollected	Estimate	Collected	(Over)/Under	
* Char	** Subfund	*** Fund				
313		Franchise Tax		8,500,000		8,500,000
314		Fuel Tax		15,800,000	8,518,406	7,281,594
31	*	Taxes	0	24,300,000	8,518,406	15,781,594
323		Motor vehicle licenses & fees		23,999,438	13,576,373	10,423,065
32	*	Licenses and permits	0	23,999,438	13,576,373	10,423,065
343		Public Transit Bus Fare		2,400,000	1,222,214	1,177,786
34	*	Charges for current services	0	2,400,000	1,222,214	1,177,786
378		Miscellaneous program receipts			1,355	(1,355)
37	*	Other revenues	0	0	1,355	(1,355)
740		General Fund		880,655	37,500	843,155
744		Other Governmental Funds		340,000	92,380	247,620
74	*	Transfers in	0	1,220,655	129,880	1,090,775
Subfund ** Highway Fund			0	51,920,093	23,448,228	28,471,865
322		Other licenses & permit			19,430	(19,430)
32	*	Licenses and permits	0	0	19,430	(19,430)
346		Waste management	2,976,023	58,395,180	30,275,212	31,095,991
34	*	Charges for current services	2,976,023	58,395,180	30,275,212	31,095,991
378		Miscellaneous program receipts		40,000	14,717	25,283
37	*	Other revenues	0	40,000	14,717	25,283
Subfund ** Sewer Fund			2,976,023	58,435,180	30,309,359	31,101,844
323		Motor vehicle licenses & fees			34,948	(34,948)
32	*	Licenses and permits	0	0	34,948	(34,948)
Subfund ** Bikeway Fund			0	0	34,948	(34,948)
344		Refuse		10,600,175	9,196,946	1,403,229
345		Landfill Disposal Fee	2,960,364	17,097,841	7,736,388	12,321,817
34	*	Charges for current services	2,960,364	27,698,016	16,933,334	13,725,046
378		Miscellaneous program receipts			(2,746)	2,746

County of Maui
Statement of Estimated and Actual Revenue
Revenue - Budget Ordinance
Fiscal Year Ending 6/30/2020 - as of 12/31/2019

11	*** SPECIAL REVENUE FUND	Prior Year	Amended Annual Estimate	Year to Date Collected	Budget (Over)/Under
Object	* Char ** Subfund *** Fund	Uncollected			
37	* Other revenues	0	0	(2,746)	2,746
740	General Fund		875,618		875,618
741	Special Revenue Funds		627,217		627,217
74	* Transfers in	0	1,502,835	0	1,502,835
Subfund **	Solid Waste Fund	2,960,364	29,200,851	16,930,588	15,230,627
380	Assessment revenue			701,955	(701,955)
38	* Assessments	0	0	701,955	(701,955)
Subfund **	Special Parks Assessment	0	0	701,955	(701,955)
380	Assessment revenue			1,197,263	(1,197,263)
38	* Assessments	0	0	1,197,263	(1,197,263)
Subfund **	Special Sewer Assessment Fund	0	0	1,197,263	(1,197,263)
344	Refuse			2,225,900	(2,225,900)
345	Landfill Disposal Fee		1,370,000	950,008	419,992
34	* Charges for current services	0	1,370,000	3,175,908	(1,805,908)
740	General Fund			705,471	(705,471)
741	Special Revenue Funds		4,968,159	1,243,403	3,724,756
74	* Transfers in	0	4,968,159	1,948,874	3,019,285
Subfund **	Environmental P&S Fund	0	6,338,159	5,124,782	1,213,377
Fund ***	SPECIAL REVENUE FUND	5,936,387	145,894,283	77,747,123	74,083,547

County of Maui
Statement of Estimated and Actual Revenue
Revenue - Budget Ordinance
Fiscal Year Ending 6/30/2020 - as of 12/31/2019

12	*** DEBT SERVICE FUND	Prior Year Uncollected	Amended Annual Estimate	Year to Date Collected	Budget (Over)/Under
Object	* Char ** Subfund *** Fund				
682	Interest and issuance costs		1,462,547	741,806	720,741
684	Principal		5,313,738	2,303,803	3,009,935
68	* Debt service	0	6,776,285	3,045,609	3,730,676
Subfund	** Debt Service Fund	0	6,776,285	3,045,609	3,730,676
Fund	*** DEBT SERVICE FUND	0	6,776,285	3,045,609	3,730,676

County of Maui
Statement of Estimated and Actual Revenue
Revenue - Budget Ordinance
Fiscal Year Ending 6/30/2020 - as of 12/31/2019


13	*** CAPITAL PROJECTS FUND	Prior Year	Amended Annual Estimate	Year to Date Collected	Budget (Over)/Under
Object	* Char ** Subfund *** Fund	Uncollected			
744	Other Governmental Funds		1,068,650		1,068,650
74	* Transfers in	0	1,068,650	0	1,068,650
Subfund **	Parks Assessments CIP	0	1,068,650	0	1,068,650
361	Interest on investments			1,136	(1,136)
36	* Interest & investment	0	0	1,136	(1,136)
Subfund **	2008 GO Bond Issue	0	0	1,136	(1,136)
361	Interest on investments			827	(827)
36	* Interest & investment	0	0	827	(827)
Subfund **	2010 B GO Bond Issue tax exmpt	0	0	827	(827)
361	Interest on investments			(7)	7
36	* Interest & investment	0	0	(7)	7
Subfund **	2012 B GO Bond	0	0	(7)	7
361	Interest on investments			6,634	(6,634)
36	* Interest & investment	0	0	6,634	(6,634)
Subfund **	2014 GO Bond	0	0	6,634	(6,634)
361	Interest on investments			(3,499)	3,499
36	* Interest & investment	0	0	(3,499)	3,499
Subfund **	2015 GO Bond	0	0	(3,499)	3,499
361	Interest on investments			326,664	(326,664)
36	* Interest & investment	0	0	326,664	(326,664)
Subfund **	2018 GO Bond	0	0	326,664	(326,664)
Fund	*** CAPITAL PROJECTS FUND	0	1,068,650	331,755	736,895

County of Maui
Statement of Estimated and Actual Revenue
Revenue - Budget Ordinance
Fiscal Year Ending 6/30/2020 - as of 12/31/2019

25	*** UTILITY ENTERPRISE FUND	Prior	Amended	Year	Budget
Object	Char ** Subfund *** Fund	Year	Annual	to Date	(Over)/Under
		Uncollected	Estimate	Collected	
361	Interest on investments			14,248	(14,248)
36	* Interest & investment	0	0	14,248	(14,248)
Subfund **	DWS 2012 GO BOND FUND	0	0	14,248	(14,248)
361	Interest on investments			701	(701)
36	* Interest & investment	0	0	701	(701)
Subfund **	DWS 2014 GO BOND FUND	0	0	701	(701)
349	Water Sales		64,999,444	36,172,211	28,827,233
350	Other Revenue		918,356	526,954	391,402
34	* Charges for current services	0	65,917,800	36,699,165	29,218,635
361	Interest on investments		400,000	823,381	(423,381)
36	* Interest & investment	0	400,000	823,381	(423,381)
354	Other Non-Operating Revenue		23,000	84,483	(61,483)
37	* Other revenues	0	23,000	84,483	(61,483)
Subfund **	DWS Revenue Fund	0	66,340,800	37,607,029	28,733,771
372	Capital contributions			1,275,093	(1,275,093)
37	* Other revenues	0	0	1,275,093	(1,275,093)
748	Assessment Funds		20,000,000		20,000,000
74	* Transfers in	0	20,000,000	0	20,000,000
Subfund **	DWS Water System Development	0	20,000,000	1,275,093	18,724,907
361	Interest on investments			2,886	(2,886)
36	* Interest & investment	0	0	2,886	(2,886)
Subfund **	DWS 2007 GO Bond Fund	0	0	2,886	(2,886)
361	Interest on investments			565	(565)
36	* Interest & investment	0	0	565	(565)
Subfund **	DWS 2009-10-11 GO BOND FUND	0	0	565	(565)
Fund	*** UTILITY ENTERPRISE FUND	0	86,340,800	38,900,522	47,440,278

II. Revenue

II.B. Appendices / Other



County of Maui
Statement of Estimated and Actual Revenue
Revenue - Appendices / Other
Fiscal Year Ending 6/30/2020 - as of 12/31/2019

11	*** SPECIAL REVENUE FUND	Prior	Amended	Year	Budget	
Object		Year	Annual	to Date	(Over)/Under	
* Char	** Subfund	*** Fund	Uncollected	Estimate	Collected	
321				1,500	(1,500)	
322				30,303	(30,303)	
324				66,900	(66,900)	
32	*	Licenses and permits	0	0	98,703	(98,703)
341		General government		75,919	(75,919)	
347		Recreation		6,998	(6,998)	
34	*	Charges for current services	0	0	82,917	(82,917)
352		Fines		39,341	(39,341)	
35	*	Fines and forfeitures	0	0	39,341	(39,341)
362		Rental income		38,415	(38,415)	
370		Misc income revolving		1,757,068	(1,757,068)	
371		Operating contributions		135,425	372,864	(237,439)
377		Miscellaneous general receipts		30,000	(30,000)	
378		Miscellaneous program receipts		105,379	(105,379)	
37	*	Other revenues	0	135,425	2,303,726	(2,168,301)
740		General Fund		18,276,110	25,401,812	(7,125,702)
741		Special Revenue Funds		1,959,979	1,483,047	476,932
744		Other Governmental Funds		10,052,506	10,052,506	
74	*	Transfers in	0	30,288,595	26,884,859	3,403,736
Subfund **	County Revolving Funds		0	30,424,020	29,409,546	1,014,474
330		Federal grants	358,541	2,350,964	1,858,943	850,562
334		State grants	1,047,853	7,432,932	2,898,145	5,582,638
335		Federal grants passed thru the	7,673,851	6,971,226	4,939,604	9,705,476
33	*	Intergovernmental revenues	9,080,245	16,755,122	9,696,692	16,138,676
370		Misc income revolving			41,614	(41,614)
371		Operating contributions		265,801	141,973	123,829
378		Miscellaneous program receipts			26,105	(26,105)
37	*	Other revenues	0	265,801	209,692	56,110
741		Special Revenue Funds		505,574	198,070	307,504

County of Maui
Statement of Estimated and Actual Revenue
Revenue - Appendices / Other
Fiscal Year Ending 6/30/2020 - as of 12/31/2019

11	*** SPECIAL REVENUE FUND	Prior	Amended	Year	Budget
Object		Year	Annual	to Date	(Over)/Under
* Char ** Subfund *** Fund		Uncollected	Estimate	Collected	
74	* Transfers in	0	505,574	198,070	307,504
Subfund **	Intergovernmental Grant Fund	9,080,245	17,526,497	10,104,454	16,502,290
330	Federal grants		1,865,665	10,564,208	(8,698,543)
335	Federal grants passed thru the			281,188	(281,188)
33	* Intergovernmental revenues	0	1,865,665	10,845,396	(8,979,731)
361	Interest on investments		13,343	28,608	(15,266)
36	* Interest & investment	0	13,343	28,608	(15,266)
741	Special Revenue Funds		11,342	13,159	(1,817)
74	* Transfers in	0	11,342	13,159	(1,817)
Subfund **	Sec.8 Hud Housing Assistance	0	1,890,350	10,887,163	(8,996,814)
380	Assessment revenue			701,955	(701,955)
38	* Assessments	0	0	701,955	(701,955)
Subfund **	Special Parks Assessment	0	0	701,955	(701,955)
380	Assessment revenue			1,197,263	(1,197,263)
38	* Assessments	0	0	1,197,263	(1,197,263)
Subfund **	Special Sewer Assessment Fund	0	0	1,197,263	(1,197,263)
344	Refuse			2,225,900	(2,225,900)
345	Landfill Disposal Fee		1,370,000	950,008	419,992
34	* Charges for current services	0	1,370,000	3,175,908	(1,805,908)
740	General Fund			705,471	(705,471)
741	Special Revenue Funds		4,968,159	1,243,403	3,724,756
74	* Transfers in	0	4,968,159	1,948,874	3,019,285
770	Carryover Savings		2,587,724		2,587,724
77	* Carryover savings	0	2,587,724	0	2,587,724
Subfund **	Environmental P&S Fund	0	8,925,883	5,124,782	3,801,101
Fund ***	SPECIAL REVENUE FUND	9,080,245	58,766,750	57,425,163	10,421,833

County of Maui
Statement of Estimated and Actual Revenue
Revenue - Appendices / Other
Fiscal Year Ending 6/30/2020 - as of 12/31/2019


13	*** CAPITAL PROJECTS FUND	Prior	Amended	Year	Budget
Object	* Char ** Subfund *** Fund	Year	Annual	to Date	(Over)/Under
		Uncollected	Estimate	Collected	
335	Federal grants passed thru the		5,125,642	4,180,723	944,919
33	* Intergovernmental revenues	0	5,125,642	4,180,723	944,919
Subfund **	State CIP Grants - DOT	0	5,125,642	4,180,723	944,919
733	SRF & USDA Loans		9,578,290	15,785,501	(6,207,211)
72	* Issuance of debt	0	9,578,290	15,785,501	(6,207,211)
Subfund **	State CIP Loans	0	9,578,290	15,785,501	(6,207,211)
743	Capital Projects Fund		382,411		382,411
744	Other Governmental Funds			382,411	(382,411)
74	* Transfers in	0	382,411	382,411	0
Subfund **	Lapsed Bond Projects	0	382,411	382,411	0
361	Interest on investments			1,136	(1,136)
36	* Interest & investment	0	0	1,136	(1,136)
Subfund **	2008 GO Bond Issue	0	0	1,136	(1,136)
361	Interest on investments			827	(827)
36	* Interest & investment	0	0	827	(827)
Subfund **	2010 B GO Bond Issue tax exempt	0	0	827	(827)
361	Interest on investments			(7)	7
36	* Interest & investment	0	0	(7)	7
Subfund **	2012 B GO Bond	0	0	(7)	7
361	Interest on investments			6,634	(6,634)
36	* Interest & investment	0	0	6,634	(6,634)
Subfund **	2014 GO Bond	0	0	6,634	(6,634)
361	Interest on investments			(3,499)	3,499
36	* Interest & investment	0	0	(3,499)	3,499
Subfund **	2015 GO Bond	0	0	(3,499)	3,499
361	Interest on investments			326,664	(326,664)

County of Maui
Statement of Estimated and Actual Revenue
Revenue - Appendices / Other
Fiscal Year Ending 6/30/2020 - as of 12/31/2019

13	*** CAPITAL PROJECTS FUND	Prior Year	Amended Annual Estimate	Year to Date Collected	Budget (Over)/Under
Object	* Char ** Subfund *** Fund	Uncollected			
36	* Interest & investment	0	0	326,664	(326,664)
Subfund	** 2018 GO Bond	0	0	326,664	(326,664)
730	General Obligation Bonds		76,014,000		76,014,000
72	* Issuance of debt	0	76,014,000	0	76,014,000
Subfund	** 2020 Proposed GO Bond	0	76,014,000	0	76,014,000
Fund	*** CAPITAL PROJECTS FUND	0	91,100,343	20,680,390	70,419,953


County of Maui
Statement of Estimated and Actual Revenue
Revenue - Appendices / Other
Fiscal Year Ending 6/30/2020 - as of 12/31/2019

25	*** UTILITY ENTERPRISE FUND	Prior	Amended	Year	Budget
Object	* Char ** Subfund *** Fund	Year	Annual	to Date	(Over)/Under
		Uncollected	Estimate	Collected	
733	SRF & USDA Loans			1,132,843	(1,132,843)
72	* Issuance of debt	0	0	1,132,843	(1,132,843)
Subfund **	DWS SRF	0	0	1,132,843	(1,132,843)
361	Interest on investments			2,886	(2,886)
36	* Interest & investment	0	0	2,886	(2,886)
Subfund **	DWS 2007 GO Bond Fund	0	0	2,886	(2,886)
361	Interest on investments			565	(565)
36	* Interest & investment	0	0	565	(565)
Subfund **	DWS 2009-10-11 GO BOND FUND	0	0	565	(565)
Fund ***	UTILITY ENTERPRISE FUND	0	0	1,136,294	(1,136,294)
	Grand Total	9,080,245	149,867,093	79,241,847	79,705,492



II. Revenue

II.C. Grant Revenue Report



County of Maui

Office of the Mayor

Grant Revenues & Expenditures Quarterly Report - by Index and Fiscal Year as of 12/31/2019

Index	Index Title	FY	Beginning Fund Balance	Revenue	Expenditures	Transfers In	Transfers Out	Ending Fund Balance
106803	CDBG PROGRAM ADMIN FFY19	2020		(100,532.24)	128,635.52			28,103.28
				<u>(100,532.24)</u>	<u>128,635.52</u>	<u>0.00</u>	<u>0.00</u>	
106818	WIOA ADMIN PY2019	2020		0.00	16,440.02			16,440.02
				<u>0.00</u>	<u>16,440.02</u>	<u>0.00</u>	<u>0.00</u>	
146327	KHAKO RENEWAL PRJ PH-II	2019		(2,291.62)	20,496.72			18,205.10
146327	KHAKO RENEWAL PRJ PH-II	2020	18,205.10	(18,205.10)				0.00
				<u>(20,496.72)</u>	<u>20,496.72</u>	<u>0.00</u>	<u>0.00</u>	
166821	CAMERON CTR REHAB & IMPRVTS	2019		(120,066.00)	120,066.00			0.00
				<u>(120,066.00)</u>	<u>120,066.00</u>	<u>0.00</u>	<u>0.00</u>	
166823	KHAKO RENEWAL PRJ PH II	2019			45,729.97			45,729.97
166823	KHAKO RENEWAL PRJ PH II	2020	45,729.97	(45,729.97)				0.00
				<u>(45,729.97)</u>	<u>45,729.97</u>	<u>0.00</u>	<u>0.00</u>	
166827	REHABILITATION OF MFSS BLDG	2019		(199,000.00)	199,000.00			0.00
				<u>(199,000.00)</u>	<u>199,000.00</u>	<u>0.00</u>	<u>0.00</u>	
176062	HOUSING REHAB LOAN PROJECT INC	2019	(1,333.11)					(1,333.11)
176062	HOUSING REHAB LOAN PROJECT INC	2020	(1,333.11)					(1,333.11)
				<u>0.00</u>	<u>0.00</u>	<u>0.00</u>	<u>0.00</u>	
176063	IAO THEATRE PROJECT INCOME	2019	(2,183.13)					(2,183.13)
176063	IAO THEATRE PROJECT INCOME	2020	(2,183.13)					(2,183.13)
				<u>0.00</u>	<u>0.00</u>	<u>0.00</u>	<u>0.00</u>	
176810	WIOA YOUTH ACTIVITIES	2019	23,744.88	(30,376.78)	(3,004.19)			(9,636.09)
176810	WIOA YOUTH ACTIVITIES	2020	(9,636.09)					(9,636.09)
				<u>(30,376.78)</u>	<u>(3,004.19)</u>	<u>0.00</u>	<u>0.00</u>	
176813	HALE MAKUA WAI FIRE ALARM UPGR	2020		(6,115.00)	6,115.00			0.00
				<u>(6,115.00)</u>	<u>6,115.00</u>	<u>0.00</u>	<u>0.00</u>	
176814	CAMERON CTR REHAB & IMPRVMNT	2019		(245,340.00)	245,340.00			0.00
				<u>(245,340.00)</u>	<u>245,340.00</u>	<u>0.00</u>	<u>0.00</u>	
176816	HTA COUNTY PRODUCT ENRICHMENT	2019	(35,498.26)	(70,000.00)	80,498.26			(25,000.00)
176816	HTA COUNTY PRODUCT ENRICHMENT	2020	(25,000.00)		23,251.50			(1,748.50)
				<u>(70,000.00)</u>	<u>103,749.76</u>	<u>0.00</u>	<u>0.00</u>	
176817	WIOA ADULT PROGRAM	2019	17,115.35	(26,379.46)				(9,264.11)
176817	WIOA ADULT PROGRAM	2020	(9,264.11)					(9,264.11)
				<u>(26,379.46)</u>	<u>0.00</u>	<u>0.00</u>	<u>0.00</u>	
176818	WIOA ADMIN PY2016	2019	(132.34)					(132.34)
176818	WIOA ADMIN PY2016	2020	(132.34)					(132.34)

County of Maui

Office of the Mayor

Grant Revenues & Expenditures Quarterly Report - by Index and Fiscal Year as of 12/31/2019

Index	Index Title	FY	Beginning Fund Balance	Revenue	Expenditures	Transfers In	Transfers Out	Ending Fund Balance
				0.00	0.00	0.00	0.00	
176819	ARC RESIDENTIAL GHS IMRPV PRJ	2020			18,736.00			18,736.00
				0.00	18,736.00	0.00	0.00	
176821	WIOA DISLOCATED WORKER	2019	14,387.83	(23,771.66)				(9,383.83)
176821	WIOA DISLOCATED WORKER	2020	(9,383.83)					(9,383.83)
				(23,771.66)	0.00	0.00	0.00	
176822	KHAKO RENEWAL PRJ PH II	2019			79,358.99			79,358.99
176822	KHAKO RENEWAL PRJ PH II	2020	79,358.99	(79,358.99)				0.00
				(79,358.99)	79,358.99	0.00	0.00	
176825	HALE MAKUA KAHULUI GEN UPGRD	2020		(29,439.58)	29,439.58			0.00
				(29,439.58)	29,439.58	0.00	0.00	
186037	2016 HAWAII SEVERE STORMS	2019	3,683,228.77	(47,941.49)				3,635,287.28
186037	2016 HAWAII SEVERE STORMS	2020	3,635,287.28	(374,371.15)				3,260,916.13
				(422,312.64)	0.00	0.00	0.00	
186785	HAWAII ST COMM/STATUS WOMEN	2019	1,601.21	110.00	1,358.91			3,070.12
186785	HAWAII ST COMM/STATUS WOMEN	2020	3,070.12		22.50			3,092.62
				110.00	1,381.41	0.00	0.00	
186810	WIOA YOUTH ACTIVITIES	2019		(80,697.25)	135,808.58			55,111.33
186810	WIOA YOUTH ACTIVITIES	2020	55,111.33	(60,567.70)				(5,456.37)
				(141,264.95)	135,808.58	0.00	0.00	
186811	KHAKO RENEWAL PRJ PH II	2019		(296,944.00)	296,944.00			0.00
				(296,944.00)	296,944.00	0.00	0.00	
186815	CDBG PROGRAM ADMIN FY18	2019	31,133.96	(40,448.02)	11,041.32			1,727.26
186815	CDBG PROGRAM ADMIN FY18	2020	1,727.26	(3,662.19)	2,848.13			913.20
				(44,110.21)	13,889.45	0.00	0.00	
186817	WIOA ADULT PROGRAM	2019	22,000.00	(75,666.13)	101,463.43			47,797.30
186817	WIOA ADULT PROGRAM	2020	47,797.30	(61,233.46)				(13,436.16)
				(136,899.59)	101,463.43	0.00	0.00	
186818	WIOA ADMIN PY2017	2019	9,475.56	(28,735.86)	27,487.41			8,227.11
186818	WIOA ADMIN PY2017	2020	8,227.11	(14,932.72)				(6,705.61)
				(43,668.58)	27,487.41	0.00	0.00	
186821	WIOA DISLOCATED WORKER	2019	28,000.00	(83,832.34)	93,469.63			37,637.29
186821	WIOA DISLOCATED WORKER	2020	37,637.29	(51,817.34)				(14,180.05)
				(135,649.68)	93,469.63	0.00	0.00	
186822	HALE MAHAOLU EWALU SR CTR	2019			60,644.00			60,644.00
186822	HALE MAHAOLU EWALU SR CTR	2020	60,644.00	(550,000.00)	489,356.00			0.00

County of Maui

Office of the Mayor

Grant Revenues & Expenditures Quarterly Report - by Index and Fiscal Year as of 12/31/2019

Index	Index Title	FY	Beginning Fund Balance	Revenue	Expenditures	Transfers In	Transfers Out	Ending Fund Balance
				(550,000.00)	550,000.00	0.00	0.00	
186823	HALE MAKUA KAHULUI GEN UPGRADE	2019		(67,063.47)	125,917.26			58,853.79
186823	HALE MAKUA KAHULUI GEN UPGRADE	2020	58,853.79	(203,401.53)	144,547.74			0.00
				(270,465.00)	270,465.00	0.00	0.00	
186824	REHABILITATION OF MFSS BLDG	2019	72,900.00	(325,070.00)	252,170.00			0.00
				(325,070.00)	252,170.00	0.00	0.00	
186825	SOH DEPT OF LABOR/INDUSTRIAL	2019	15,000.00	(19,062.50)	4,062.50			0.00
				(19,062.50)	4,062.50	0.00	0.00	
196039	2019 HURRICANE LANE	2019			1,048,449.87			1,048,449.87
196039	2019 HURRICANE LANE	2020	1,048,449.87	(18,021.57)				1,030,428.30
				(18,021.57)	1,048,449.87	0.00	0.00	
196803	CDBG PROGRAM ADMIN FFY18	2019		(266,751.27)	351,074.49			84,323.22
196803	CDBG PROGRAM ADMIN FFY18	2020	84,323.22	(113,241.92)	28,918.70			0.00
				(379,993.19)	379,993.19	0.00	0.00	
196805	MOLOKAI LF TRAILER MOUNTED DIE	2020		(17,997.44)	17,997.44			0.00
				(17,997.44)	17,997.44	0.00	0.00	
196809	MOLOKAI LF WHEEL LOADER	2020			371,929.81			371,929.81
				0.00	371,929.81	0.00	0.00	
196812	WIOA YOUTH ACTIVITIES	2020			11,972.54			11,972.54
				0.00	11,972.54	0.00	0.00	
196813	ARC RESIDENTIAL GRP HOME	2020		(251,885.29)	270,000.00			18,114.71
				(251,885.29)	270,000.00	0.00	0.00	
196816	HALE MAKUA KAHULUI FIRE ALARM	2019		(1,089.04)	1,089.04			0.00
196816	HALE MAKUA KAHULUI FIRE ALARM	2020		(198,000.00)	198,000.00			0.00
				(199,089.04)	199,089.04	0.00	0.00	
196817	WIOA ADULT PROGRAM	2019			17,000.00			17,000.00
196817	WIOA ADULT PROGRAM	2020	17,000.00	(41,870.70)	35,335.11			10,464.41
				(41,870.70)	52,335.11	0.00	0.00	
196818	WIOA ADMIN PY2018	2019			10,172.08			10,172.08
196818	WIOA ADMIN PY2018	2020	10,172.08	(46,263.67)	41,258.80			5,167.21
				(46,263.67)	51,430.88	0.00	0.00	
196821	WIOA DISLOCATED WORKER	2019			29,000.00			29,000.00
196821	WIOA DISLOCATED WORKER	2020	29,000.00	(63,459.06)	47,672.93			13,213.87
				(63,459.06)	76,672.93	0.00	0.00	
196828	HALE MAKUA WAI FIRE ALARM	2019		(1,089.04)	1,089.04			0.00

County of Maui

Office of the Mayor

Grant Revenues & Expenditures Quarterly Report - by Index and Fiscal Year as of 12/31/2019

Index	Index Title	FY	Beginning Fund Balance	Revenue	Expenditures	Transfers In	Transfers Out	Ending Fund Balance
196828	HALE MAKUA WAI FIRE ALARM	2020		(45,910.96)	45,910.96			0.00
				<u>(47,000.00)</u>	<u>47,000.00</u>	<u>0.00</u>	<u>0.00</u>	
196830	HALE MAKUA WAI REHABILITATION	2019		(1,089.04)	1,089.04			0.00
196830	HALE MAKUA WAI REHABILITATION	2020		(6,010.33)	6,010.33			0.00
				<u>(7,099.37)</u>	<u>7,099.37</u>	<u>0.00</u>	<u>0.00</u>	
Grand Total				(4,454,622.88)	5,291,214.96	0.00	0.00	

County of Maui

Grant Revenues & Expenditures Quarterly Report - by Index and Fiscal Year as of 12/31/2019

Prosecuting Attorney

Index	Index Title	FY	Beginning Fund Balance	Revenue	Expenditures	Transfers In	Transfers Out	Ending Fund Balance
106826	ASSET FORFEITURES STATE	2020		(85,000.00)	1,119.29			(83,880.71)
				<u>(85,000.00)</u>	<u>1,119.29</u>	<u>0.00</u>	<u>0.00</u>	
106835	SPCL NEEDS ADVOCACY PRJ	2020		0.00	72,190.73			72,190.73
				<u>0.00</u>	<u>72,190.73</u>	<u>0.00</u>	<u>0.00</u>	
106873	DEFENDANT/WITNESS TRIAL PRG	2020		0.00	18,587.00			18,587.00
				<u>0.00</u>	<u>18,587.00</u>	<u>0.00</u>	<u>0.00</u>	
156608	E BYRNE MEMORIAL JAG FY15	2019	10,811.30	(10,811.33)	.03			0.00
156608	E BYRNE MEMORIAL JAG FY15	2020			(.03)			(0.03)
				<u>(10,811.33)</u>	<u>0.00</u>	<u>0.00</u>	<u>0.00</u>	
176860	SPCL NEEDS ADVOC SUPPLEMENTAL	2019	228,134.98	(220,384.00)	(20.00)			7,730.98
176860	SPCL NEEDS ADVOC SUPPLEMENTAL	2020	7,730.98					7,730.98
				<u>(220,384.00)</u>	<u>(20.00)</u>	<u>0.00</u>	<u>0.00</u>	
186871	VICTIM/WITNESS ASSISTANCE PRG	2019		(30,810.00)	61,620.00			30,810.00
186871	VICTIM/WITNESS ASSISTANCE PRG	2020	30,810.00	(30,810.00)				0.00
				<u>(61,620.00)</u>	<u>61,620.00</u>	<u>0.00</u>	<u>0.00</u>	
186872	CAREER CRIMINAL PROGRAM	2019	(1,495.94)	(68,750.00)	127,140.00			56,894.06
186872	CAREER CRIMINAL PROGRAM	2020	56,894.06	(68,749.00)	11,294.36			(560.58)
				<u>(137,499.00)</u>	<u>138,434.36</u>	<u>0.00</u>	<u>0.00</u>	
186878	DPA 2018 TRAFFIC RECORDS	2019	2,878.38	(7,713.34)	5,167.98			333.02
186878	DPA 2018 TRAFFIC RECORDS	2020	333.02					333.02
				<u>(7,713.34)</u>	<u>5,167.98</u>	<u>0.00</u>	<u>0.00</u>	
186879	DOMESTIC VIOLENCE INVESTIGATIO	2019	8,642.00	(8,642.00)				0.00
				<u>(8,642.00)</u>	<u>0.00</u>	<u>0.00</u>	<u>0.00</u>	
196835	SPCL NEEDS ADVOCACY PRJ	2019		(176,288.00)	482,613.01			306,325.01
196835	SPCL NEEDS ADVOCACY PRJ	2020	306,325.01	(361,934.38)	90,762.74			35,153.37
				<u>(538,222.38)</u>	<u>573,375.75</u>	<u>0.00</u>	<u>0.00</u>	
196836	ASSET FORFEITURES PROGRAM	2019		(28,068.43)	26,552.28			(1,516.15)
196836	ASSET FORFEITURES PROGRAM	2020	(1,516.15)	396.86				(1,119.29)
				<u>(27,671.57)</u>	<u>26,552.28</u>	<u>0.00</u>	<u>0.00</u>	
196879	DOMESTIC VIOLENCE INVESTIGATIO	2019		(25,767.00)	55,179.04			29,412.04
196879	DOMESTIC VIOLENCE INVESTIGATIO	2020	29,412.04	(29,613.00)				(200.96)
				<u>(55,380.00)</u>	<u>55,179.04</u>	<u>0.00</u>	<u>0.00</u>	
Grand Total				(1,152,943.62)	952,206.43	0.00	0.00	

County of Maui

Grant Revenues & Expenditures Quarterly Report - by Index and Fiscal Year as of 12/31/2019

Finance								
Index	Index Title	FY	Beginning Fund Balance	Revenue	Expenditures	Transfers In	Transfers Out	Ending Fund Balance
106734	STATE DISABILITY & COMM	2020			4,956.06			4,956.06
				0.00	4,956.06	0.00	0.00	
106735	COMML DRIVER'S LICENSE FY20	2020		(231,765.80)	231,765.80			0.00
				(231,765.80)	231,765.80	0.00	0.00	
106736	PERIODIC MTR VEH INSPTN FY20	2020		(230,297.49)	230,297.49			0.00
				(230,297.49)	230,297.49	0.00	0.00	
106739	STATE IDENTIFICATION PRG FY20	2020		(96,794.95)	96,794.95			0.00
				(96,794.95)	96,794.95	0.00	0.00	
106740	STATE MOTOR VEH REGIST FY20	2020		(145,571.30)	145,571.30			0.00
				(145,571.30)	145,571.30	0.00	0.00	
166727	STATE IDENTIFICATION PROGRAM	2019	445.29		(445.29)			0.00
				0.00	(445.29)	0.00	0.00	
196734	STATE DISABILITY & COMM	2019		(23,333.32)	23,333.32			0.00
				(23,333.32)	23,333.32	0.00	0.00	
196735	COMML DRIVER'S LICENSE FY19	2019		(553,502.67)	553,502.67			(0.00)
				(553,502.67)	553,502.67	0.00	0.00	
196736	PERIODIC MTR VEH INSPTN FY19	2019		(472,811.53)	472,811.53			0.00
				(472,811.53)	472,811.53	0.00	0.00	
196739	STATE IDENTIFICATION PRG FY19	2019		(208,473.30)	208,473.30			0.00
				(208,473.30)	208,473.30	0.00	0.00	
196740	STATE MOTOR VEH REGIST FY19	2019		(287,315.54)	287,315.54			0.00
				(287,315.54)	287,315.54	0.00	0.00	
Grand Total				(2,249,865.90)	2,254,376.67	0.00	0.00	

County of Maui

Grant Revenues & Expenditures Quarterly Report - by Index and Fiscal Year as of 12/31/2019

Planning

Index	Index Title	FY	Beginning Fund Balance	Revenue	Expenditures	Transfers In	Transfers Out	Ending Fund Balance
106801	COASTAL ZONE MANAGEMENT FY20	2020			69,075.86			69,075.86
				0.00	69,075.86	0.00	0.00	
116257	COASTAL ZONE MGMT #47363	2019			(11,368.20)			(11,368.20)
116257	COASTAL ZONE MGMT #47363	2020	(11,368.20)					(11,368.20)
				0.00	(11,368.20)	0.00	0.00	
186801	COASTAL ZONE MANAGEMENT FY18	2019	282,083.52	(382,081.00)	99,997.48			0.00
				(382,081.00)	99,997.48	0.00	0.00	
196801	COASTAL ZONE MANAGEMENT FY19	2019		(134,707.00)	231,806.81			97,099.81
196801	COASTAL ZONE MANAGEMENT FY19	2020	97,099.81	(308,047.00)	65,675.00			(145,272.19)
				(442,754.00)	297,481.81	0.00	0.00	
	Grand Total			(824,835.00)	455,186.95	0.00	0.00	

County of Maui

Grant Revenues & Expenditures Quarterly Report - by Index and Fiscal Year as of 12/31/2019

Police	Index Title	FY	Beginning Fund Balance	Revenue	Expenditures	Transfers In	Transfers Out	Ending Fund Balance
106832	911 EMS DISPATCH COMMUNICATION	2020		(148,523.43)	207,934.74			59,411.31
				<u>(148,523.43)</u>	<u>207,934.74</u>	<u>0.00</u>	<u>0.00</u>	
106834	KALO PROGRAM	2020		(17,204.89)	28,867.76			11,662.87
				<u>(17,204.89)</u>	<u>28,867.76</u>	<u>0.00</u>	<u>0.00</u>	
106838	MPD TRAFFIC DATA RECORDS	2020			142,056.45			142,056.45
				<u>0.00</u>	<u>142,056.45</u>	<u>0.00</u>	<u>0.00</u>	
106844	HIGH INTENSITY DRUG TRAFFIC'G	2020			30,263.60			30,263.60
				<u>0.00</u>	<u>30,263.60</u>	<u>0.00</u>	<u>0.00</u>	
106846	STATE E911 WIRELESS COMMISSION	2020		(675,692.70)	773,353.10			97,660.40
				<u>(675,692.70)</u>	<u>773,353.10</u>	<u>0.00</u>	<u>0.00</u>	
166829	HC&S COMMUNITY INITIATIVE	2019	(3,000.00)		2,414.84			(585.16)
166829	HC&S COMMUNITY INITIATIVE	2020	(585.16)					(585.16)
				<u>0.00</u>	<u>2,414.84</u>	<u>0.00</u>	<u>0.00</u>	
166831	TRAINING GRANTS	2019	19,516.28	1,208.70	8,282.69			29,007.67
166831	TRAINING GRANTS	2020	29,007.67		(3,295.25)			25,712.42
				<u>1,208.70</u>	<u>4,987.44</u>	<u>0.00</u>	<u>0.00</u>	
166833	DOMESTIC VIOLENCE:STRANGULATIO	2019	(4,990.50)	4,000.00	990.50			0.00
				<u>4,000.00</u>	<u>990.50</u>	<u>0.00</u>	<u>0.00</u>	
166855	SEX ASSAULT	2019	4,000.00	(4,000.00)				0.00
				<u>(4,000.00)</u>	<u>0.00</u>	<u>0.00</u>	<u>0.00</u>	
176837	MPD TRAFFIC SERVICES	2019	556.05		(556.05)			0.00
				<u>0.00</u>	<u>(556.05)</u>	<u>0.00</u>	<u>0.00</u>	
176838	MPD TRAFFIC DATA RECORDS	2019	21,799.34		(21,799.34)			0.00
				<u>0.00</u>	<u>(21,799.34)</u>	<u>0.00</u>	<u>0.00</u>	
176840	MPD ROADBLOCK PROGRAM	2019	300.00					300.00
176840	MPD ROADBLOCK PROGRAM	2020	300.00					300.00
				<u>0.00</u>	<u>0.00</u>	<u>0.00</u>	<u>0.00</u>	
176842	HAWAII NARCOTICS TASK FORCE	2019	(1,330.52)		1,330.52			0.00
				<u>0.00</u>	<u>1,330.52</u>	<u>0.00</u>	<u>0.00</u>	
176845	MPD CHILD RESTRAINT PRG	2019	(124.98)		124.98			0.00
				<u>0.00</u>	<u>124.98</u>	<u>0.00</u>	<u>0.00</u>	
176848	SW MARIJUANA ERADICATION	2019	(19.48)		19.48			0.00
				<u>0.00</u>	<u>19.48</u>	<u>0.00</u>	<u>0.00</u>	
176854	FY16 JAG PROGRAM	2019	2,526.37		(2,526.37)			0.00
				<u>0.00</u>	<u>(2,526.37)</u>	<u>0.00</u>	<u>0.00</u>	

County of Maui

Grant Revenues & Expenditures Quarterly Report - by Index and Fiscal Year as of 12/31/2019

Police	Index Title	FY	Beginning Fund Balance	Revenue	Expenditures	Transfers In	Transfers Out	Ending Fund Balance
176857	POSITIVE OUTREACH INTERVENTION	2019	14,258.88	(14,258.88)				0.00
				(14,258.88)	0.00	0.00	0.00	
186832	911 EMS DISPATCH COMMUNICATION	2019	(2,104.26)	(4,126.53)	6,230.79			0.00
				(4,126.53)	6,230.79	0.00	0.00	
186833	DOM VIOLENCE:STALKING/HOMICIDE	2019	2,254.55	(34,022.00)	31,767.45			(0.00)
				(34,022.00)	31,767.45	0.00	0.00	
186834	KALO PROGRAM	2019	16,351.80	(28,788.25)	12,436.45			(0.00)
				(28,788.25)	12,436.45	0.00	0.00	
186835	HO'OHULI PROGRAM	2019	(11,782.66)	11,782.66				0.00
				11,782.66	0.00	0.00	0.00	
186836	MPD SPEED EQUIPMENT	2019	12,448.80	(33,837.80)	21,389.00			(0.00)
				(33,837.80)	21,389.00	0.00	0.00	
186837	MPD TRAFFIC SERVICES	2019	43,356.89	(60,707.93)	17,351.04			(0.00)
				(60,707.93)	17,351.04	0.00	0.00	
186838	MPD TRAFFIC DATA RECORDS	2019	3,312.46	(52,225.70)	48,913.24			0.00
				(52,225.70)	48,913.24	0.00	0.00	
186839	MPD SPEED ENFORCEMENT	2019	61,510.25	(140,548.72)	79,038.47			0.00
				(140,548.72)	79,038.47	0.00	0.00	
186841	DISTRACTED DRIVING ENFORCEMENT	2019	50,657.94	(59,298.24)	8,640.30			0.00
				(59,298.24)	8,640.30	0.00	0.00	
186842	MPD ROADBLOCK PROGRAM	2019	142,368.76	(260,254.51)	117,885.75			(0.00)
				(260,254.51)	117,885.75	0.00	0.00	
186843	MPD SEAT BELT PROGRAM	2019	43,324.67	(60,459.50)	17,134.83			(0.00)
				(60,459.50)	17,134.83	0.00	0.00	
186844	HIGH INTENSITY DRUG TRAFFIC'G	2019	50,568.23	(132,689.51)	102,394.17			20,272.89
186844	HIGH INTENSITY DRUG TRAFFIC'G	2020	20,272.89	(22,172.77)	1,899.88			0.00
				(154,862.28)	104,294.05	0.00	0.00	
186845	MPD CHILD RESTRAINT PRG	2019	14,294.54	(22,842.75)	8,548.21			0.00
				(22,842.75)	8,548.21	0.00	0.00	
186846	STATE E911 WIRELESS COMMISSION	2019	188,637.28	(526,089.11)	687,697.50			350,245.67
186846	STATE E911 WIRELESS COMMISSION	2020	350,245.67					350,245.67
				(526,089.11)	687,697.50	0.00	0.00	
186848	SW MULTI JURISDICTIONAL DRUG	2019	1,993.84	(45,918.63)	41,581.79			(2,343.00)
186848	SW MULTI JURISDICTIONAL DRUG	2020	(2,343.00)					(2,343.00)
				(45,918.63)	41,581.79	0.00	0.00	

County of Maui

Grant Revenues & Expenditures Quarterly Report - by Index and Fiscal Year as of 12/31/2019

Police	Grant Revenues & Expenditures Quarterly Report - by Index and Fiscal Year as of 12/31/2019							
Index	Index Title	FY	Beginning Fund Balance	Revenue	Expenditures	Transfers In	Transfers Out	Ending Fund Balance
186857	POSITIVE OUTREACH INTERVENTION	2019	9,400.98	(83,501.36)	74,100.38			(0.00)
				(83,501.36)	74,100.38	0.00	0.00	
196362	STATE FORFEITURE	2019	(888.08)					(888.08)
196362	STATE FORFEITURE	2020	(888.08)	(3,637.00)				(4,525.08)
				(3,637.00)	0.00	0.00	0.00	
196365	FEDERAL JUSTICE FORFEITURE	2019	(71,717.25)	(37,025.40)	55,801.00			(52,941.65)
196365	FEDERAL JUSTICE FORFEITURE	2020	(52,941.65)	(3,159.61)	34,801.33			(21,299.93)
				(40,185.01)	90,602.33	0.00	0.00	
196832	911 EMS DISPATCH COMMUNICATION	2019		(376,865.83)	375,883.05			(982.78)
196832	911 EMS DISPATCH COMMUNICATION	2020	(982.78)		982.78			0.00
				(376,865.83)	376,865.83	0.00	0.00	
196833	VIOLENCE AGAINST WOMEN Grant	2019		(25,000.00)	44,678.79			19,678.79
196833	VIOLENCE AGAINST WOMEN Grant	2020	19,678.79	(30,380.00)	10,701.21			0.00
				(55,380.00)	55,380.00	0.00	0.00	
196834	KALO PROGRAM	2019		(75,180.49)	89,000.00			13,819.51
196834	KALO PROGRAM	2020	13,819.51	(13,819.51)				0.00
				(89,000.00)	89,000.00	0.00	0.00	
196837	MPD TRAFFIC SERVICES	2019		(3,740.00)	37,064.20			33,324.20
196837	MPD TRAFFIC SERVICES	2020	33,324.20	(32,976.32)	59,637.59			59,985.47
				(36,716.32)	96,701.79	0.00	0.00	
196838	MPD TRAFFIC DATA RECORDS	2019		(34,311.94)	130,528.64			96,216.70
196838	MPD TRAFFIC DATA RECORDS	2020	96,216.70	(95,026.70)	3,242.50			4,432.50
				(129,338.64)	133,771.14	0.00	0.00	
196839	MPD SPEED ENFORCEMENT	2019		(42,087.87)	71,252.29			29,164.42
196839	MPD SPEED ENFORCEMENT	2020	29,164.42	(29,164.42)				0.00
				(71,252.29)	71,252.29	0.00	0.00	
196840	CYBERCRIME UNIT ENFORCEMENT	2019			22,721.66			22,721.66
196840	CYBERCRIME UNIT ENFORCEMENT	2020	22,721.66	(55,000.00)	44,043.61			11,765.27
				(55,000.00)	66,765.27	0.00	0.00	
196841	DISTRACTED DRIVING ENFORCEMENT	2019		(10,608.46)	38,466.23			27,857.77
196841	DISTRACTED DRIVING ENFORCEMENT	2020	27,857.77	(27,857.77)	881.71			881.71
				(38,466.23)	39,347.94	0.00	0.00	
196842	MPD ROADBLOCK PROGRAM	2019		(58,124.12)	276,121.66			217,997.54
196842	MPD ROADBLOCK PROGRAM	2020	217,997.54	(63,250.32)	107,294.20			262,041.42
				(121,374.44)	383,415.86	0.00	0.00	
196843	MPD SEATBELT ENFORCEMENT	2019		(14,154.33)	35,097.35			20,943.02

County of Maui

Grant Revenues & Expenditures Quarterly Report - by Index and Fiscal Year as of 12/31/2019

Police	Index	Index Title	FY	Beginning Fund Balance	Revenue	Expenditures	Transfers In	Transfers Out	Ending Fund Balance
	196843	MPD SEATBELT ENFORCEMENT	2020	20,943.02	(20,943.02)	3,457.72			3,457.72
					(35,097.35)	38,555.07	0.00	0.00	
	196844	HIGH INTENSITY DRUG TRAFFIC'G	2019		(86,950.06)	107,494.51			20,544.45
	196844	HIGH INTENSITY DRUG TRAFFIC'G	2020	20,544.45	(132,644.64)	143,397.94			31,297.75
					(219,594.70)	250,892.45	0.00	0.00	
	196845	MAUI CHILD RESTRAINT PRG	2019		(2,592.50)	15,147.38			12,554.88
	196845	MAUI CHILD RESTRAINT PRG	2020	12,554.88	(11,129.88)	4,427.10			5,852.10
					(13,722.38)	19,574.48	0.00	0.00	
	196846	STATE E911 WIRELESS COMMISSION	2019		(1,178,930.02)	1,499,284.46			320,354.44
	196846	STATE E911 WIRELESS COMMISSION	2020	320,354.44	(319,285.51)	(1,068.93)			(0.00)
					(1,498,215.53)	1,498,215.53	0.00	0.00	
	196847	ENHANCED PHYSICAL EVIDENCE DET	2020		(55,685.00)	55,685.00			0.00
					(55,685.00)	55,685.00	0.00	0.00	
	196852	PROHIBIT TOBACCO SALES TO M	2019		(3,606.23)	3,606.23			0.00
					(3,606.23)	3,606.23	0.00	0.00	
	196857	POSITIVE OUTREACH INTERVENTION	2019			12,349.89			12,349.89
	196857	POSITIVE OUTREACH INTERVENTION	2020	12,349.89	(30,287.64)	31,239.43			13,301.68
					(30,287.64)	43,589.32	0.00	0.00	
	196858	SW MULTI-JURISDICTIONAL DRUG	2020		(18,000.00)	38,562.94			20,562.94
					(18,000.00)	38,562.94	0.00	0.00	
	196860	PC FORENSIC SCIENCES IMPRV ACT	2020			18,579.31			18,579.31
					0.00	18,579.31	0.00	0.00	
	Grand Total					(5,301,596.44)	5,814,833.68	0.00	0.00

County of Maui

Grant Revenues & Expenditures Quarterly Report - by Index and Fiscal Year as of 12/31/2019

Fire and Public Safety

Index	Index Title	FY	Beginning Fund Balance	Revenue	Expenditures	Transfers In	Transfers Out	Ending Fund Balance
106049	FIRE/LEPC (DOH) HMEP	2019	(49,535.64)	(10,095.35)	8,951.30			(50,679.69)
106049	FIRE/LEPC (DOH) HMEP	2020	(50,679.69)	(13,504.44)	5,643.30			(58,540.83)
				<u>(23,599.79)</u>	<u>14,594.60</u>	<u>0.00</u>	<u>0.00</u>	
106819	MAKENA LIFEGUARD SERVICES	2020			242,499.87			242,499.87
				<u>0.00</u>	<u>242,499.87</u>	<u>0.00</u>	<u>0.00</u>	
116047	PRIVATE DONATIONS-FIRE DEPT	2019	(5,400.48)					(5,400.48)
116047	PRIVATE DONATIONS-FIRE DEPT	2020	(5,400.48)					(5,400.48)
				<u>0.00</u>	<u>0.00</u>	<u>0.00</u>	<u>0.00</u>	
186732	MFD EXTRICATION TOOLS	2019		(17,344.08)	17,344.08			0.00
				<u>(17,344.08)</u>	<u>17,344.08</u>	<u>0.00</u>	<u>0.00</u>	
186826	FIRE NDRI Grant	2019		(40,000.00)	40,000.00			0.00
				<u>(40,000.00)</u>	<u>40,000.00</u>	<u>0.00</u>	<u>0.00</u>	
196055	FEMA FIRE TRAINING FUNDS	2019	10,368.81		(1,476.62)			8,892.19
196055	FEMA FIRE TRAINING FUNDS	2020	8,892.19					8,892.19
				<u>0.00</u>	<u>(1,476.62)</u>	<u>0.00</u>	<u>0.00</u>	
196802	HAWAII TOURISM AUTHORITY	2019			9,883.58			9,883.58
196802	HAWAII TOURISM AUTHORITY	2020	9,883.58		39,124.16			49,007.74
				<u>0.00</u>	<u>49,007.74</u>	<u>0.00</u>	<u>0.00</u>	
196820	MAKENA LIFEGUARD SERVICES	2019		(1,056,058.64)	1,056,058.64			0.00
				<u>(1,056,058.64)</u>	<u>1,056,058.64</u>	<u>0.00</u>	<u>0.00</u>	
Grand Total				(1,137,002.51)	1,418,028.31	0.00	0.00	

County of Maui

Emergency Management Ager

Grant Revenues & Expenditures Quarterly Report - by Index and Fiscal Year as of 12/31/2019

Index	Index Title	FY	Beginning Fund Balance	Revenue	Expenditures	Transfers In	Transfers Out	Ending Fund Balance
166702	ST HOMELAND SECURITY	2019	8,024.00	(10,823.21)	3,204.16			404.95
166702	ST HOMELAND SECURITY	2020	404.95					404.95
				(10,823.21)	3,204.16	0.00	0.00	
176702	ST HOMELAND SECURITY	2019	206,546.18	(364,724.88)	125,572.31			(32,606.39)
176702	ST HOMELAND SECURITY	2020	(32,606.39)	(60,086.32)	32,984.93			(59,707.78)
				(424,811.20)	158,557.24	0.00	0.00	
186701	EMERGENCY MGT PERFORMANCE GRT	2019	92,356.24	(68,036.36)	(4,610.72)			19,709.16
186701	EMERGENCY MGT PERFORMANCE GRT	2020	19,709.16	(31,126.55)				(11,417.39)
				(99,162.91)	(4,610.72)	0.00	0.00	
186702	ST HOMELAND SECURITY	2019	58,809.21	(142,435.36)	153,545.19			69,919.04
186702	ST HOMELAND SECURITY	2020	69,919.04	(6,894.36)				63,024.68
				(149,329.72)	153,545.19	0.00	0.00	
196701	EMERGENCY MGT PERFORMANCE GRT	2019			40,304.04			40,304.04
196701	EMERGENCY MGT PERFORMANCE GRT	2020	40,304.04	(100,000.00)				(59,695.96)
				(100,000.00)	40,304.04	0.00	0.00	
196702	ST HOMELAND SECURITY	2019			84,374.46			84,374.46
196702	ST HOMELAND SECURITY	2020	84,374.46	(384.30)	11,989.99			95,980.15
				(384.30)	96,364.45	0.00	0.00	
196704	PRE-DISASTER MITIGATION	2020			13,528.00			13,528.00
				0.00	13,528.00	0.00	0.00	
Grand Total				(784,511.34)	460,892.36	0.00	0.00	

County of Maui

Housing and Human Concerns

Grant Revenues & Expenditures Quarterly Report - by Index and Fiscal Year as of 12/31/2019

Index	Index Title	FY	Beginning Fund Balance	Revenue	Expenditures	Transfers In	Transfers Out	Ending Fund Balance
106741	KUPUNA CARE PROGRAM	2020			87,799.56			87,799.56
				0.00	87,799.56	0.00	0.00	
106743	KUPUNA CAREGIVERS PROGRAM	2020			15,727.76			15,727.76
				0.00	15,727.76	0.00	0.00	
106754	A&B KOKUA GIVING CONTRIBUTION	2020		(20,000.00)	2,625.00			(17,375.00)
				(20,000.00)	2,625.00	0.00	0.00	
106758	ASSTD TRANSPORT PVT CONTRIB	2020		(8,015.42)	6,048.51			(1,966.91)
				(8,015.42)	6,048.51	0.00	0.00	
106760	CONGREGATE MLS PVT DONATION	2020		(41,892.84)	35,262.84			(6,630.00)
				(41,892.84)	35,262.84	0.00	0.00	
106762	HOME DEL MEALS PVT DONATION	2020		(51,410.71)	42,807.50			(8,603.21)
				(51,410.71)	42,807.50	0.00	0.00	
106764	ASSIST TRANSPORT-KUPUNA	2020			55,576.63	(43,246.41)		12,330.22
				0.00	55,576.63	(43,246.41)	0.00	
106765	CONGREGATE MEALS TITTLE III	2020			58,346.72	(30,357.58)		27,989.14
				0.00	58,346.72	(30,357.58)	0.00	
106766	HOME DEL MEALS KUPUNA	2020			55,307.83	(49,757.83)		5,550.00
				0.00	55,307.83	(49,757.83)	0.00	
106767	HOME DELIVERED MLS TITTLE III	2020			43,292.65	(27,049.57)		16,243.08
				0.00	43,292.65	(27,049.57)	0.00	
106769	AGING TITTLE IIIB	2020			2,384.75			2,384.75
				0.00	2,384.75	0.00	0.00	
106776	AGING TITTLE IIIC-1	2020			33,824.36			33,824.36
				0.00	33,824.36	0.00	0.00	
106779	AGING TITTLE IIIE	2020			3,520.00			3,520.00
				0.00	3,520.00	0.00	0.00	
107480	SEC 8 HOUSING VOUCHER FY20	2020		(9,936,485.66)	10,873,722.63		11,342.23	948,579.20
				(9,936,485.66)	10,873,722.63	0.00	11,342.23	
107481	SEC 8 HOUSING ADMIN FY20	2020		(896,987.95)	499,752.77			(397,235.18)
				(896,987.95)	499,752.77	0.00	0.00	
107482	FSS COORDINATOR GRANT	2020		(11,922.00)	13,909.00			1,987.00
				(11,922.00)	13,909.00	0.00	0.00	
116570	HOME- 1ST TIME HMEBYRS-PROJ IN	2020		(17,924.20)				(17,924.20)
				(17,924.20)	0.00	0.00	0.00	
156405	LEISURE ACTIVITIES FY15	2019	(39,598.65)		39,598.65			0.00

County of Maui

Housing and Human Concerns

Grant Revenues & Expenditures Quarterly Report - by Index and Fiscal Year as of 12/31/2019

Index	Index Title	FY	Beginning Fund Balance	Revenue	Expenditures	Transfers In	Transfers Out	Ending Fund Balance
				0.00	39,598.65	0.00	0.00	
156429	AGING & DISABILITY RESOURCE	2019	86,779.91	(316,187.26)	298,732.72			69,325.37
156429	AGING & DISABILITY RESOURCE	2020	69,325.37	(213,880.47)	200,243.67			55,688.57
				(530,067.73)	498,976.39	0.00	0.00	
156440	HEALTHY AGING PARTNERSHIP	2019	2,235.11	(57,948.74)	70,026.00			14,312.37
156440	HEALTHY AGING PARTNERSHIP	2020	14,312.37	(43,930.18)	44,022.50			14,404.69
				(101,878.92)	114,048.50	0.00	0.00	
156443	HEALTHY AGING VOL CONTRIB	2019	(51,307.93)	(38,300.25)	49,426.01			(40,182.17)
156443	HEALTHY AGING VOL CONTRIB	2020	(40,182.17)	(15,653.75)	43,440.65			(12,395.27)
				(53,954.00)	92,866.66	0.00	0.00	
156449	HOME FFY14 ADMINISTRATION	2019	10,943.41	(12,417.55)	3,909.40			2,435.26
156449	HOME FFY14 ADMINISTRATION	2020	2,435.26	(4,087.85)	2,269.41			616.82
				(16,505.40)	6,178.81	0.00	0.00	
166763	LEISURE ACTIVITIES FY16	2019	(84,713.20)		84,270.57			(442.63)
166763	LEISURE ACTIVITIES FY16	2020	(442.63)		442.63			0.00
				0.00	84,713.20	0.00	0.00	
166768	MATSON FOUNDATION CONTRIB	2019	(1,000.00)	(1,000.00)	2,000.00			0.00
				(1,000.00)	2,000.00	0.00	0.00	
166774	STRATEGIC PREVENTION FRAMEWRK	2019	80,457.25	(102,736.69)	107,662.91			85,383.47
166774	STRATEGIC PREVENTION FRAMEWRK	2020	85,383.47	(138,307.21)	53,815.26			891.52
				(241,043.90)	161,478.17	0.00	0.00	
176600	AGING TIII-A EDUC/TRNG 97	2019	.10					0.10
176600	AGING TIII-A EDUC/TRNG 97	2020	.10					0.10
				0.00	0.00	0.00	0.00	
176741	KUPUNA CARE PROGRAM	2019	114,522.51	(225,945.33)	38,463.86		72,958.96	0.00
				(225,945.33)	38,463.86	0.00	72,958.96	
176763	LEISURE ACTIVITIES FY17	2019	(102,362.46)		7,556.16			(94,806.30)
176763	LEISURE ACTIVITIES FY17	2020	(94,806.30)		27,030.24			(67,776.06)
				0.00	34,586.40	0.00	0.00	
176769	AGING TITLE III PRGS	2019	6,338.20	(48,086.94)	41,868.10		2,155.64	2,275.00
176769	AGING TITLE III PRGS	2020	2,275.00	(8,714.82)	6,439.82			0.00
				(56,801.76)	48,307.92	0.00	2,155.64	
176773	ELDER ABUSE PREVENTION SY17	2019	312.50	(3,348.52)	20,636.00			17,599.98
176773	ELDER ABUSE PREVENTION SY17	2020	17,599.98	(21,016.46)	4,440.96			1,024.48
				(24,364.98)	25,076.96	0.00	0.00	
177712	SEC.8 FAMILY SELF-SUFFICIENT	2019	(97,891.60)	(4,143.66)	48,941.58	(62,123.64)		(115,217.32)

County of Maui

Housing and Human Concerns

Grant Revenues & Expenditures Quarterly Report - by Index and Fiscal Year as of 12/31/2019

Index	Index Title	FY	Beginning Fund Balance	Revenue	Expenditures	Transfers In	Transfers Out	Ending Fund Balance
177712	SEC.8 FAMILY SELF-SUFFICIENT	2020	(115,217.32)	(858.54)		(11,342.23)		(127,418.09)
				(5,002.20)	48,941.58	(73,465.87)	0.00	
186449	HOME FFY17 ADMINISTRATION	2019		(31,151.21)	35,186.76			4,035.55
186449	HOME FFY17 ADMINISTRATION	2020	4,035.55	(4,298.93)	438.90			175.52
				(35,450.14)	35,625.66	0.00	0.00	
186451	HOME FFY17 KAIWAHINE VILLAGE	2019		(2,043,750.00)	2,137,114.86			93,364.86
186451	HOME FFY17 KAIWAHINE VILLAGE	2020	93,364.86	(93,364.86)				0.00
				(2,137,114.86)	2,137,114.86	0.00	0.00	
186453	HOME FFY17 KAHOMA RESIDENTIAL	2019		(292,121.02)	377,318.22			85,197.20
186453	HOME FFY17 KAHOMA RESIDENTIAL	2020	85,197.20	(108,887.10)	67,583.04			43,893.14
				(401,008.12)	444,901.26	0.00	0.00	
186455	NATL HTF KAIWAHINE PHASE II	2019		(1,049,861.69)	1,226,120.95			176,259.26
186455	NATL HTF KAIWAHINE PHASE II	2020	176,259.26	(232,564.50)	56,305.24			0.00
				(1,282,426.19)	1,282,426.19	0.00	0.00	
186457	NATL HTF ADMINISTRATION	2019			196.20			196.20
186457	NATL HTF ADMINISTRATION	2020	196.20	(196.20)	456.46			456.46
				(196.20)	652.66	0.00	0.00	
186741	KUPUNA CARE PROGRAM	2019	83,305.08	(749,187.84)	668,823.02		57,932.61	60,872.87
186741	KUPUNA CARE PROGRAM	2020	60,872.87	(73,180.86)	16,235.80		130.00	4,057.81
				(822,368.70)	685,058.82	0.00	58,062.61	
186743	KUPUNA CAREGIVERS PROGRAM	2019	45,863.75	(165,541.50)	140,102.75			20,425.00
186743	KUPUNA CAREGIVERS PROGRAM	2020	20,425.00	(54,825.00)	39,578.00			5,178.00
				(220,366.50)	179,680.75	0.00	0.00	
186751	ASSISTED TRANSPORTN SH POS08	2019	(4,823.31)		4,823.31			0.00
				0.00	4,823.31	0.00	0.00	
186759	CONGREGATE MEALS NSIP FY18	2019			70,015.00	(70,015.00)		0.00
				0.00	70,015.00	(70,015.00)	0.00	
186761	HOME DELIVERED MEALS NSIP FY18	2019			119.00	(119.00)		0.00
				0.00	119.00	(119.00)	0.00	
186763	LEISURE ACTIVITIES FY18	2019	(83,808.87)					(83,808.87)
186763	LEISURE ACTIVITIES FY18	2020	(83,808.87)					(83,808.87)
				0.00	0.00	0.00	0.00	
186769	AGING TITLE IIIB	2019	140,560.88	(231,009.28)	183,960.67			93,512.27
186769	AGING TITLE IIIB	2020	93,512.27		64.19		22,274.40	115,850.86
				(231,009.28)	184,024.86	0.00	22,274.40	
186770	STATE HEALTH INS ASST PRG	2019	(2,820.00)	(27,715.06)	27,261.55			(3,273.51)

County of Maui

Grant Revenues & Expenditures Quarterly Report - by Index and Fiscal Year as of 12/31/2019

Housing and Human Concerns

Index	Index Title	FY	Beginning Fund Balance	Revenue	Expenditures	Transfers In	Transfers Out	Ending Fund Balance
186770	STATE HEALTH INS ASST PRG	2020	(3,273.51)	(7,385.00)				(10,658.51)
				(35,100.06)	27,261.55	0.00	0.00	
186771	RSVP RETIRED & SR VOL PRG	2019	16,970.04	(66,350.00)	49,379.96			0.00
				(66,350.00)	49,379.96	0.00	0.00	
186772	NUTRITION SVCS INCENTIVE	2019	(922.00)	(69,212.00)			70,134.00	0.00
				(69,212.00)	0.00	0.00	70,134.00	
186773	ELDER ABUSE PREVENTION SY18	2019			14,795.14			14,795.14
186773	ELDER ABUSE PREVENTION SY18	2020	14,795.14	(14,795.14)				0.00
				(14,795.14)	14,795.14	0.00	0.00	
186776	AGING TITLE IIIC-1	2019		(172,414.22)	12,923.43		115,906.60	(43,584.19)
186776	AGING TITLE IIIC-1	2020	(43,584.19)	(39,417.56)				(83,001.75)
				(211,831.78)	12,923.43	0.00	115,906.60	
186777	AGING TITLE IIIC-2	2019		(44,262.69)			93,620.66	49,357.97
186777	AGING TITLE IIIC-2	2020	49,357.97	(74,923.46)				(25,565.49)
				(119,186.15)	0.00	0.00	93,620.66	
186778	AGING TITLE IIID	2019			13,815.13			13,815.13
186778	AGING TITLE IIID	2020	13,815.13	(13,848.00)				(32.87)
				(13,848.00)	13,815.13	0.00	0.00	
186779	AGING TITLE IIIE	2019		(68,324.00)	61,073.25			(7,250.75)
186779	AGING TITLE IIIE	2020	(7,250.75)					(7,250.75)
				(68,324.00)	61,073.25	0.00	0.00	
187480	SEC 8 HOUSING VOUCHER FY18	2019	4,058.26		(1,817.00)	(4,058.26)		(1,817.00)
187480	SEC 8 HOUSING VOUCHER FY18	2020	(1,817.00)				1,817.00	0.00
				0.00	(1,817.00)	(4,058.26)	1,817.00	
187481	SEC 8 HOUSING ADMIN FY18	2019	(459,309.43)		1,188.29		458,220.14	99.00
187481	SEC 8 HOUSING ADMIN FY18	2020	99.00		(99.00)			0.00
				0.00	1,089.29	0.00	458,220.14	
196741	KUPUNA CARE PROGRAM	2019		(255,986.72)	284,626.74		70,124.60	98,764.62
196741	KUPUNA CARE PROGRAM	2020	98,764.62	(282,248.93)	243,119.22		52,216.41	111,851.32
				(538,235.65)	527,745.96	0.00	122,341.01	
196757	A&B KOKUA GIVING CONTRIBUTION	2019		(20,000.00)	20,000.00			0.00
				(20,000.00)	20,000.00	0.00	0.00	
196758	ASSTD TRANSPORT PVT CONTRIB	2019		(15,018.84)	15,018.84			0.00
				(15,018.84)	15,018.84	0.00	0.00	
196759	CONGREGATE MEALS NSIP FY19	2019			15,427.25	(15,427.25)		0.00
196759	CONGREGATE MEALS NSIP FY19	2020			47,276.05	(47,276.05)		0.00

County of Maui

Housing and Human Concerns

Grant Revenues & Expenditures Quarterly Report - by Index and Fiscal Year as of 12/31/2019

Index	Index Title	FY	Beginning Fund Balance	Revenue	Expenditures	Transfers In	Transfers Out	Ending Fund Balance
				0.00	62,703.30	(62,703.30)	0.00	
196760	CONGREGATE MLS PVT DONATION	2019		(79,203.81)	79,203.81			0.00
				(79,203.81)	79,203.81	0.00	0.00	
196761	HOME DELIVERED MEALS NSIP FY19	2019			51,302.70	(51,302.70)		0.00
196761	HOME DELIVERED MEALS NSIP FY19	2020			382.00	(382.00)		0.00
				0.00	51,684.70	(51,684.70)	0.00	
196762	HOME DEL MEALS PVT DONATION	2019		(102,671.75)	102,671.75			0.00
				(102,671.75)	102,671.75	0.00	0.00	
196764	ASSIST TRANSPORT-KUPUNA	2019			114,670.47	(114,670.47)		0.00
				0.00	114,670.47	(114,670.47)	0.00	
196765	CONGREGATE MEALS TITTLE III	2019			123,407.91	(123,407.91)		(0.00)
				0.00	123,407.91	(123,407.91)	0.00	
196766	HOME DEL MEALS KUPUNA	2019			101,000.00	(101,000.00)		0.00
				0.00	101,000.00	(101,000.00)	0.00	
196767	HOME DELIVERED MLS TITTLE III	2019			78,999.10	(78,999.10)		(0.00)
				0.00	78,999.10	(78,999.10)	0.00	
196768	ASSIST TRANSPORT-F&E COUNTY	2019			10,000.00	(10,000.00)		0.00
				0.00	10,000.00	(10,000.00)	0.00	
196769	AGING TITTLE IIIB	2019		(29,794.00)	105,480.74			75,686.74
196769	AGING TITTLE IIIB	2020	75,686.74	(225,718.94)	162,601.01		27,492.54	40,061.35
				(255,512.94)	268,081.75	0.00	27,492.54	
196771	RSVP RETIRED & SR VOL PRG	2019			19,108.12			19,108.12
196771	RSVP RETIRED & SR VOL PRG	2020	19,108.12	(35,032.00)	31,356.46			15,432.58
				(35,032.00)	50,464.58	0.00	0.00	
196772	NUTRITION SVCS INCENTIVE	2019		(148,935.00)			66,729.95	(82,205.05)
196772	NUTRITION SVCS INCENTIVE	2020	(82,205.05)	(382.00)	34,929.00		47,658.05	0.00
				(149,317.00)	34,929.00	0.00	114,388.00	
196773	ELDER ABUSE PREVENTION SY19	2019			1,062.50			1,062.50
196773	ELDER ABUSE PREVENTION SY19	2020	1,062.50	(7,437.11)	10,742.30			4,367.69
				(7,437.11)	11,804.80	0.00	0.00	
196774	SUBSTANCE ABUSE PREVENTION	2019		(20,724.44)	20,724.44			0.00
				(20,724.44)	20,724.44	0.00	0.00	
196776	AGING TITTLE IIIC-1	2019		(46,754.37)	56,178.82		5,378.41	14,802.86
196776	AGING TITTLE IIIC-1	2020	14,802.86	(26,607.84)	19,560.41		19,907.61	27,663.04
				(73,362.21)	75,739.23	0.00	25,286.02	

County of Maui

Housing and Human Concerns

Grant Revenues & Expenditures Quarterly Report - by Index and Fiscal Year as of 12/31/2019

Index	Index Title	FY	Beginning Fund Balance	Revenue	Expenditures	Transfers In	Transfers Out	Ending Fund Balance
196777	AGING TITLE IIIC-2	2020		(24,473.81)			28,390.43	3,916.62
				<u>(24,473.81)</u>	<u>0.00</u>	<u>0.00</u>	<u>28,390.43</u>	
196778	AGING TITLE IIID	2019			3,087.50			3,087.50
196778	AGING TITLE IIID	2020	3,087.50	(13,146.50)	13,146.50			3,087.50
				<u>(13,146.50)</u>	<u>16,234.00</u>	<u>0.00</u>	<u>0.00</u>	
196779	AGING TITLE IIIE	2019		(42,975.00)	68,990.00			26,015.00
196779	AGING TITLE IIIE	2020	26,015.00	(10,967.18)	6,820.00			21,867.82
				<u>(53,942.18)</u>	<u>75,810.00</u>	<u>0.00</u>	<u>0.00</u>	
197480	SEC 8 HOUSING VOUCHER FY19	2019		(21,416,815.18)	20,736,881.48		62,123.64	(617,810.06)
197480	SEC 8 HOUSING VOUCHER FY19	2020	(617,810.06)		(1,096.00)			(618,906.06)
				<u>(21,416,815.18)</u>	<u>20,735,785.48</u>	<u>0.00</u>	<u>62,123.64</u>	
197481	SEC 8 HOUSING ADMIN FY19	2019		(1,546,071.10)	1,203,869.35			(342,201.75)
197481	SEC 8 HOUSING ADMIN FY19	2020	(342,201.75)		71,453.96			(270,747.79)
				<u>(1,546,071.10)</u>	<u>1,275,323.31</u>	<u>0.00</u>	<u>0.00</u>	
197482	FSS COORDINATOR GRANT	2019		(23,843.40)	23,843.40			0.00
				<u>(23,843.40)</u>	<u>23,843.40</u>	<u>0.00</u>	<u>0.00</u>	
197741	SEC8 HSG ASST PYMTS(HAP)-NRA	2019	(1,555,874.83)	(57,385.29)			4,058.26	(1,609,201.86)
197741	SEC8 HSG ASST PYMTS(HAP)-NRA	2020	(1,609,201.86)	(12,376.69)		(1,817.00)		(1,623,395.55)
				<u>(69,761.98)</u>	<u>0.00</u>	<u>(1,817.00)</u>	<u>4,058.26</u>	
197751	SEC8 HSG ASST PYMTS(ADM)-NRA	2019	(1,471,604.88)	(71,744.85)		(458,220.14)		(2,001,569.87)
197751	SEC8 HSG ASST PYMTS(ADM)-NRA	2020	(2,001,569.87)	(15,372.18)				(2,016,942.05)
				<u>(87,117.03)</u>	<u>0.00</u>	<u>(458,220.14)</u>	<u>0.00</u>	
Grand Total				(42,501,477.05)	42,103,954.56	(1,300,572.14)	1,290,572.14	

County of Maui

Grant Revenues & Expenditures Quarterly Report - by Index and Fiscal Year as of 12/31/2019

Parks and Recreation

Index	Index Title	FY	Beginning Fund Balance	Revenue	Expenditures	Transfers In	Transfers Out	Ending Fund Balance
106795	PLAY & LEARN SESSIONS (PALS)	2020		(28,353.15)	28,353.15			0.00
				(28,353.15)	28,353.15	0.00	0.00	
186795	PLAY & LEARN SESSIONS (PALS)	2019	31,889.67	(31,889.67)				0.00
				(31,889.67)	0.00	0.00	0.00	
196795	PLAY & LEARN SESSIONS (PALS)	2019		(28,712.54)	62,875.64			34,163.10
196795	PLAY & LEARN SESSIONS (PALS)	2020	34,163.10	(34,163.10)				0.00
				(62,875.64)	62,875.64	0.00	0.00	
196797	NO KID HUNGRY	2020		(5,000.00)	4,934.23			(65.77)
				(5,000.00)	4,934.23	0.00	0.00	
Grand Total				(128,118.46)	96,163.02	0.00	0.00	

County of Maui

Grant Revenues & Expenditures Quarterly Report - by Index and Fiscal Year as of 12/31/2019

Index	Index Title	FY	Beginning Fund Balance	Revenue	Expenditures	Transfers In	Transfers Out	Ending Fund Balance
116502	FHWA PROJS STATE REVIEWS	2019	102,268.46	(25,167.86)	42,040.82			119,141.42
116502	FHWA PROJS STATE REVIEWS	2020	119,141.42	(18,690.90)	5,603.17			106,053.69
				<u>(43,858.76)</u>	<u>47,643.99</u>	<u>0.00</u>	<u>0.00</u>	
146660	FHWA VARIOUS PROJECTS COUNTY	2019	13,793.35	(29,635.99)	29,440.32			13,597.68
146660	FHWA VARIOUS PROJECTS COUNTY	2020	13,597.68	(7,679.49)				5,918.19
				<u>(37,315.48)</u>	<u>29,440.32</u>	<u>0.00</u>	<u>0.00</u>	
186892	SOH DAPARTMENT OF HEALTH	2019	(5,521.58)					(5,521.58)
186892	SOH DAPARTMENT OF HEALTH	2020	(5,521.58)					(5,521.58)
				<u>0.00</u>	<u>0.00</u>	<u>0.00</u>	<u>0.00</u>	
196035	KIHOLO BAY EARTHQUAKE 10/15/06	2019		(1,015.22)	1,015.22			0.00
				<u>(1,015.22)</u>	<u>1,015.22</u>	<u>0.00</u>	<u>0.00</u>	
	Grand Total			(82,189.46)	78,099.53	0.00	0.00	

County of Maui

Grant Revenues & Expenditures Quarterly Report - by Index and Fiscal Year as of 12/31/2019

Transportation

Index	Index Title	FY	Beginning Fund Balance	Revenue	Expenditures	Transfers In	Transfers Out	Ending Fund Balance
166906	FTA SEC5305 METROPOLITAN TRANS	2019	136,756.66	(90,455.68)	(46,300.98)			0.00
				(90,455.68)	(46,300.98)	0.00	0.00	
176908	FTA SEC5339 BUS/BUS FAC FORM	2019	40,452.87	(151,908.00)	111,455.13			0.00
176908	FTA SEC5339 BUS/BUS FAC FORM	2020			.01			0.01
				(151,908.00)	111,455.14	0.00	0.00	
176909	FTA SEC5311 NON-URBANIZED	2019	3,186.17	(5,848.00)	2,540.98			(120.85)
176909	FTA SEC5311 NON-URBANIZED	2020	(120.85)					(120.85)
				(5,848.00)	2,540.98	0.00	0.00	
176911	FHWA MAUI METRO PLANNING ORG	2019	29,061.58	(145,604.28)	146,246.54			29,703.84
176911	FHWA MAUI METRO PLANNING ORG	2020	29,703.84	(29,843.79)				(139.95)
				(175,448.07)	146,246.54	0.00	0.00	
186909	FTA SEC5311 NON-URBANIZED	2019		(18,838.00)	315,481.33			296,643.33
186909	FTA SEC5311 NON-URBANIZED	2020	296,643.33	(476,747.00)	28,689.42			(151,414.25)
				(495,585.00)	344,170.75	0.00	0.00	
186912	FHWA MAUI MPO FY18 UPWP	2019	(39,697.98)	(21,469.62)	165,868.62			104,701.02
186912	FHWA MAUI MPO FY18 UPWP	2020	104,701.02	(161,985.37)	73,829.06			16,544.71
				(183,454.99)	239,697.68	0.00	0.00	
186913	SEC5307 URBANIZED AREA FORMULA	2019			1,040,364.80			1,040,364.80
186913	SEC5307 URBANIZED AREA FORMULA	2020	1,040,364.80	(1,040,365.00)				(0.20)
				(1,040,365.00)	1,040,364.80	0.00	0.00	
186914	FTA MAUI MPO FY18 UPWP	2019	128,714.08	50,000.00	(3,649.61)			175,064.47
186914	FTA MAUI MPO FY18 UPWP	2020	175,064.47	(58,400.00)	4,337.45			121,001.92
				(8,400.00)	687.84	0.00	0.00	
196914	FTA MAUI MPO FY19 UPWP	2019			14,660.45			14,660.45
196914	FTA MAUI MPO FY19 UPWP	2020	14,660.45		8,670.96			23,331.41
				0.00	23,331.41	0.00	0.00	
196915	FHWA MAUI MPO FY19 UPWP	2019		(2,920.80)	126,424.78			123,503.98
196915	FHWA MAUI MPO FY19 UPWP	2020	123,503.98	(2,395.22)	118,475.62			239,584.38
				(5,316.02)	244,900.40	0.00	0.00	
Grand Total				(2,156,780.76)	2,107,094.56	0.00	0.00	

County of Maui


Grant Revenues & Expenditures Quarterly Report - by Index and Fiscal Year as of 12/31/2019

Environmental Management

Index	Index Title	FY	Beginning Fund Balance	Revenue	Expenditures	Transfers In	Transfers Out	Ending Fund Balance
136038	W MAUI RECYCLED WTR SYSTEM EXP	2019	(548,353.99)					(548,353.99)
136038	W MAUI RECYCLED WTR SYSTEM EXP	2020	(548,353.99)					(548,353.99)
				0.00	0.00	0.00	0.00	
146906	HYATT/W MAUI RECYCLED WATER	2019	(475,476.00)					(475,476.00)
146906	HYATT/W MAUI RECYCLED WATER	2020	(475,476.00)					(475,476.00)
				0.00	0.00	0.00	0.00	
146907	STARWOOD/W MAUI RECYCLED WATER	2019	(1,397,880.00)					(1,397,880.00)
146907	STARWOOD/W MAUI RECYCLED WATER	2020	(1,397,880.00)					(1,397,880.00)
				0.00	0.00	0.00	0.00	
186907	GLASS RECOVERY PROGRAM	2019	109,390.00	(109,390.00)				0.00
				(109,390.00)	0.00	0.00	0.00	
196907	ADVANCE GLASS DISP FEE	2019			115,390.00			115,390.00
196907	ADVANCE GLASS DISP FEE	2020	115,390.00					115,390.00
				0.00	115,390.00	0.00	0.00	
196909	ELECTRONIC DEVICE RECYCLING	2019			160,000.00			160,000.00
196909	ELECTRONIC DEVICE RECYCLING	2020	160,000.00					160,000.00
				0.00	160,000.00	0.00	0.00	
Grand Total				(109,390.00)	275,390.00	0.00	0.00	

III. Expenditures

III.A. Operations by Activity



County of Maui
Statement of Appropriations and Expenditures
Operations by Activity
Fiscal Year Ending 6/30/20 - as of 12/31/2019

Activity * Program	** Fund	*** Department	Prior Year Encumbrance 6/30/2016	Amended Annual Estimate	Year to Date Expended	Current Encumbrance 12/31/2019	Balance Available	% of Budget Available
County Council								
01000		Council services	302,452	7,385,679	2,343,961	503,644	4,840,529	65.5 %
010	*	COUNCIL SERVICES PROGRAM	302,452	7,385,679	2,343,961	503,644	4,840,529	65.5 %
01300		COUNTY AUDITOR PROGRAM	266,520	1,368,386	489,541	72,606	1,072,759	78.4 %
013	*	COUNTY AUDITOR PROGRAM	266,520	1,368,386	489,541	72,606	1,072,759	78.4 %
Fund	**	GENERAL FUND	568,972	8,754,065	2,833,502	576,250	5,913,288	67.5 %
Dept	***	County Council	568,972	8,754,065	2,833,502	576,250	5,913,288	67.5 %
County Clerk								
02000		County clerk	202,617	1,731,212	273,647	258,958	1,401,224	80.9 %
020	*	COUNTY CLERK PROGRAM	202,617	1,731,212	273,647	258,958	1,401,224	80.9 %
Fund	**	GENERAL FUND	202,617	1,731,212	273,647	258,958	1,401,224	80.9 %
Dept	***	County Clerk	202,617	1,731,212	273,647	258,958	1,401,224	80.9 %
Office of the Mayor								
03000		Office of mayor administration	4,381	1,621,517	778,410	59,484	788,005	48.6 %
04153		Committee on Status of Women		6,000	2,519		3,481	58.0 %
030	*	OFFICE OF MAYOR ADMIN PROGRAM	4,381	1,627,517	780,929	59,484	791,486	48.6 %
04000		Economic development	5,035	1,398,242	507,180	52,731	843,365	60.3 %
04001		Molokai economic dev & cultura	87,100	140,000	7,739	151,328	68,033	48.6 %
04009		Agriculture promotion	122,306	125,000	1,995	217,306	28,005	22.4 %
04011		Film industry promotions		116,000	43,733	495	71,773	61.9 %
04013		Maui county farm bureau	212,552	350,000	124,779	87,773	350,000	100.0 %
04014		Maui economic development boar	202,500	875,000	421,250	656,250		0.0 %
04015		Maui visitors bureau		3,000,000	1,391,536	1,608,464		0.0 %
04017		Small business/high tech promo	20,301	50,000	158	55,476	14,667	29.3 %

County of Maui
Statement of Appropriations and Expenditures
Operations by Activity
Fiscal Year Ending 6/30/20 - as of 12/31/2019

Activity	Prior Year	Amended	Year	Current	Balance	% of
* Program ** Fund *** Department	Encumbrance	Annual	to Date	Encumbrance	Available	Budget
	6/30/2016	Estimate	Expended	12/31/2019		Available
04030 Maui arts & cultural center		318,000		318,000		0.0 %
04037 Business research library	70,000	70,000		140,000		0.0 %
04039 Hui o waa kaulua	25,000		19,115		5,885	-
04054 Environmental protection	1,210,971	1,900,000	439,016	2,196,267	475,688	25.0 %
04057 East Maui econ dev/cultural	105,743	140,000	54,605	141,438	49,700	35.5 %
04066 UH tropical ag/human resources	83,419	100,000		183,419		0.0 %
04068 MEO bus dev cp microenterprise	26,500	278,250	96,063	208,688		0.0 %
04070 Maui nui botanical gardens		150,000		150,000		0.0 %
04079 Maui Arts&Cult Capital	1,168,083	600,000		1,768,083		0.0 %
04081 Grnt-Maui comm theater-lao imp	69,297	53,045	16,252	53,045	53,045	100.0 %
04082 Maui soil/water conservation		183,000	45,750	137,250		0.0 %
04083 Soil/water conservation-Moloka	25,700	30,000	16,700	39,000		0.0 %
04093 Molokai Livestock Cooperative	13,006	10,000		13,006	10,000	100.0 %
04106 Ke Ao I Ka Makani Ho'eha'ili	12,000			12,000		-
04108 KA 'OHANA O KALAUPAPA	25,000			25,000		-
04113 Ka Ipu Kukui fellows leadrshp	1,823	34,000	1,823	34,000		0.0 %
04117 Renewable energy programs	134,461	150,000	54,875	84,064	145,522	97.0 %
04118 Grnts Friends of Maui H School	19,569	65,000	15,167	69,401		0.0 %
04122 4-H UPCOUNTRY FAIR	35,000			35,000		-
04125 Maui Eco Dev Brd-Maui HS prg m	36,730	45,000	16,149	20,581	45,000	100.0 %
04126 COQUI FROG ERADICATION PRJ	750,000	2,500,000		3,250,000		0.0 %
04130 HAI-MAK-PAI ECO DEVT&CULTURAL	43,140	140,000	33,750	75,448	73,942	52.8 %
04135 Ma Ka Hana Ka Ike-OED	95,000	95,000		190,000		0.0 %
04138 SMAui economic dev & cultura	119,547	140,000	82,540	30,383	146,623	104.7 %
04139 Festivals of aloha		100,000	89,919	10,081		0.0 %
04140 WMaui economic dev & cultura	29,457	140,000	29,838	118,280	21,340	15.2 %
04142 CMaui economic dev & cultura	1,148			1,148		-
04144 250TH CELEB OF QUEEN KAAHUMANU	36,693			36,693		-

County of Maui
Statement of Appropriations and Expenditures
Operations by Activity
Fiscal Year Ending 6/30/20 - as of 12/31/2019

Activity	Prior Year	Amended	Year	Current	Balance	% of
* Program ** Fund *** Department	Encumbrance	Annual	to Date	Encumbrance	Available	Budget
	6/30/2016	Estimate	Expended	12/31/2019		Available
04145 Lanai eco dev & cultural prgs	65,398	140,000	30,987	49,582	124,829	89.2 %
04148 SISTER CITY PROGRAM	15,000	25,000		15,000	25,000	100.0 %
04151 Maui Film Festival	25,000	100,000	25,000		100,000	100.0 %
04152 Lahaina Boat Day	11,000	25,000	20,980	15,020		0.0 %
04154 Made in maui county festival		100,000	69,650	30,350		0.0 %
04157 KAUPU COMMUNITY ASSOCIATION		475,000	98,882	376,118		0.0 %
04159 LIVING PONO PROJECT	5,750		5,750			-
04163 KAHULUI ECO DEVT & CULT PRG	11,000	140,000	22,110	60,690	68,200	48.7 %
04164 BARRIO FIESTA	17,000			17,000		-
04165 MAUI FIL-AM FOUNDATION	14,450			14,450		-
04168 QUEEN KEOPULANI CELEBRATION	71,375			71,375		-
04170 MAUI ECO DEV BRD HEALTHCARE	28,375	50,000	20,854	57,521		0.0 %
04171 MAUI HISTORICAL SOCIETY	25,000		9,263	15,737		-
04172 VISITOR EDUCATION	10,000	200,000	6,000	44,000	160,000	80.0 %
04173 MOLOKAI & LANAI AGRI PRODUCTN	10,000	100,000		80,000	30,000	30.0 %
04174 PUK-KULA-ULU ECO DEV&CULT PRG	46,853	140,000	48,424	53,929	84,500	60.4 %
04175 HUI NO'EAU VISUAL ART/ALOHA		50,000		50,000		0.0 %
04176 HUI NO'EAU VISUALART YOUTH/FAM		25,000		25,000		0.0 %
04179 MEDB STEMWORKS AFTER SCHOOL		200,000	29,867	170,133		0.0 %
04180 TECHNOLOGY BUSINESS PROMOTION		250,000	10	30,000	219,990	88.0 %
04182 MAUI ESG INITIATIVES CONF		75,000	21,361	53,639		0.0 %
04184 Wailuku Eco Dev't & Cultural	12,156	140,000	10,530	100,287	41,340	29.5 %
04187 HANA HIGHWAY VISITOR EDUC		200,000			200,000	100.0 %
04188 MSG & EDUC ILLEGAL VAC RENTALS		100,000			100,000	100.0 %
04189 MAUI NUI MARINE RESOURCE		100,000		100,000		0.0 %
04190 HAWAII FARMERS UNION UNITED		370,000		370,000		0.0 %
04191 ARTS EDUC INNOVATIVE PRGS		424,360		424,360		0.0 %

County of Maui
Statement of Appropriations and Expenditures
Operations by Activity
Fiscal Year Ending 6/30/20 - as of 12/31/2019

Activity * Program ** Fund *** Department	Prior Year Encumbrance 6/30/2016	Amended Annual Estimate	Year to Date Expended	Current Encumbrance 12/31/2019	Balance Available	% of Budget Available
040 * MAYOR ADMIN ECONOMIC DEV PRGMS	5,155,438	16,724,897	3,929,600	14,394,289	3,556,447	21.3 %
12300 BUDGET	2,628	491,440	184,505	2,949	306,614	62.4 %
123 * BUDGET PROGRAM	2,628	491,440	184,505	2,949	306,614	62.4 %
Fund ** GENERAL FUND	5,162,447	18,843,854	4,895,034	14,456,722	4,654,547	24.7 %
Dept *** Office of the Mayor	5,162,447	18,843,854	4,895,034	14,456,722	4,654,547	24.7 %
Management						
06000 Management	352,013	1,417,599	529,188	295,260	945,166	66.7 %
06005 Maui County Veterans Council	4,618	22,000	4,506	112	22,000	100.0 %
06009 MOLOKAI VETERANS CARING	4,055	10,000	2,670	11,385		0.0 %
06010 WEST MAUI VETERANS CLUB	1	5,000	2,500	2,501		0.0 %
060 * MANAGEMENT PROGRAM	360,687	1,454,599	538,864	309,258	967,166	66.5 %
06500 Management information systems	3,505,880	10,984,042	6,337,006	1,722,071	6,430,846	58.5 %
065 * MANAGEMENT INFORMATION SYSTEMS	3,505,880	10,984,042	6,337,006	1,722,071	6,430,846	58.5 %
06600 Geographic information systems	5,234			5,234		-
066 * GEOGRAPHIC INFORMATION SYSTEMS	5,234	0	0	5,234	0	- -
06700 MAUI REDEVELOPMENT PROGRAM	265,714	1,733,466	380,477	577,680	1,041,022	60.1 %
06710 Grant to Lokahi Pacific	194,737		74,247	120,490		-
067 * MAUI REDEVELOPMENT PROGRAM	460,451	1,733,466	454,724	698,170	1,041,022	60.1 %
Fund ** GENERAL FUND	4,332,252	14,172,107	7,330,594	2,734,733	8,439,034	59.5 %
Dept *** Management	4,332,252	14,172,107	7,330,594	2,734,733	8,439,034	59.5 %
Corporation Counsel						
07000 Legal services	333,267	4,261,067	2,131,364	108,945	2,354,025	55.2 %

County of Maui
Statement of Appropriations and Expenditures
Operations by Activity
Fiscal Year Ending 6/30/20 - as of 12/31/2019

Activity * Program ** Fund *** Department	Prior Year Encumbrance 6/30/2016	Amended Annual Estimate	Year to Date Expended	Current Encumbrance 12/31/2019	Balance Available	% of Budget Available
070 * LEGAL SERVICES PROGRAM	333,267	4,261,067	2,131,364	108,945	2,354,025	55.2 %
Fund ** GENERAL FUND	333,267	4,261,067	2,131,364	108,945	2,354,025	55.2 %
Dept *** Corporation Counsel	333,267	4,261,067	2,131,364	108,945	2,354,025	55.2 %
Prosecuting Attorney						
08000 Prosecutors administration	2,444	846,460	413,832	4,665	430,408	50.8 %
080 * PROSECUTORS ADMIN PROGRAM	2,444	846,460	413,832	4,665	430,408	50.8 %
09000 General prosecution	11,154	6,259,758	2,905,413	12,695	3,352,804	53.6 %
090 * GENERAL PROSECUTION PROGRAM	11,154	6,259,758	2,905,413	12,695	3,352,804	53.6 %
Fund ** GENERAL FUND	13,598	7,106,218	3,319,245	17,360	3,783,212	53.2 %
Dept *** Prosecuting Attorney	13,598	7,106,218	3,319,245	17,360	3,783,212	53.2 %
Finance						
10000 Finance Administration	39,184	882,342	407,092	23,134	491,303	55.7 %
100 * FINANCE ADMIN PROGRAM	39,184	882,342	407,092	23,134	491,303	55.7 %
11000 Treasury	150,857	1,443,454	582,150	317,571	694,589	48.1 %
110 * TREASURY PROGRAM	150,857	1,443,454	582,150	317,571	694,589	48.1 %
12000 Accounts	231,335	1,470,463	740,314	200,621	760,863	51.7 %
120 * ACCOUNTS PROGRAM	231,335	1,470,463	740,314	200,621	760,863	51.7 %
13000 Purchasing	10,378	480,957	224,828	32,807	233,700	48.6 %
130 * PURCHASING PROGRAM	10,378	480,957	224,828	32,807	233,700	48.6 %
14000 Financial services	1,144,215	8,313,980	2,900,439	1,242,622	5,315,137	63.9 %
14003 CW svc ctr-annual lease costs		612,000	295,071	310,798	6,131	1.0 %

County of Maui
Statement of Appropriations and Expenditures
Operations by Activity
Fiscal Year Ending 6/30/20 - as of 12/31/2019

Activity * Program ** Fund *** Department	Prior Year Encumbrance 6/30/2016	Amended Annual Estimate	Year to Date Expended	Current Encumbrance 12/31/2019	Balance Available	% of Budget Available
140 * FINANCIAL SERVICES	1,144,215	8,925,980	3,195,510	1,553,420	5,321,268	59.6 %
17001 Countywide fringe benefits	31,965	109,573,783	45,375,206	36,625	64,193,917	58.6 %
17002 Interfund Fringe Reimbursement		(20,933,248)	(9,179,430)		(11,753,818)	56.1 %
17003 Bond issuance & debt services	199,425	6,876,285	15,079	143,925	6,916,706	100.6 %
17004 Supplemental transfer highway		880,655			880,655	100.0 %
17006 Supplemental transfer solidwst		875,618			875,618	100.0 %
17009 Insurance & self insurance	385,519	12,365,000	5,152,203	365,459	7,232,858	58.5 %
17011 Supplemental transfer EP&S		2,038,159	705,471		1,332,688	65.4 %
17012 Open space, natural resources		3,580,362	3,580,362			0.0 %
17013 CW affordable housing fund		14,321,450	14,321,450			0.0 %
17014 Countywide general costs	3,280	1,529,206	547,508	188,536	796,442	52.1 %
17015 Overhead reimbursement		(19,242,253)	(9,063,771)		(10,178,482)	52.9 %
17016 Transfer to Emergency Fund		6,500,000	6,500,000			0.0 %
17019 Post-Employment Obligations Fd		22,249,711	22,249,711			0.0 %
17022 Experimental/Demo Housing Prjs		1,000,000	1,000,000			0.0 %
170 * COUNTY WIDE COSTS PROGRAM	620,189	141,614,728	81,203,789	734,545	60,296,584	42.6 %
Fund ** GENERAL FUND	2,196,158	154,817,924	86,353,683	2,862,098	67,798,307	43.8 %
17003 Bond issuance & debt services		48,802,600	23,368,929		25,433,672	52.1 %
170 * COUNTY WIDE COSTS PROGRAM	0	48,802,600	23,368,929	0	25,433,672	52.1 %
Fund ** DEBT SERVICE FUND	0	48,802,600	23,368,929	0	25,433,672	52.1 %
Dept *** Finance	2,196,158	203,620,524	109,722,612	2,862,098	93,231,979	45.8 %
Personnel Services						
18000 Personnel services	82,179	1,752,786	781,639	149,454	903,873	51.6 %
180 * PERSONNEL SERVICES PROGRAM	82,179	1,752,786	781,639	149,454	903,873	51.6 %

County of Maui
Statement of Appropriations and Expenditures
Operations by Activity
Fiscal Year Ending 6/30/20 - as of 12/31/2019

Activity * Program ** Fund *** Department	Prior Year Encumbrance 6/30/2016	Amended Annual Estimate	Year to Date Expended	Current Encumbrance 12/31/2019	Balance Available	% of Budget Available
Fund ** GENERAL FUND	82,179	1,752,786	781,639	149,454	903,873	51.6 %
Dept *** Personnel Services	82,179	1,752,786	781,639	149,454	903,873	51.6 %
Planning						
19000 Planning	695,337	6,738,590	2,654,949	1,026,167	3,752,813	55.7 %
19006 General plan update	922			922		-
19021 Maui redevelopment agency	21,790		8,263	13,527		-
19035 UH-Maui Sea Grant	19,336	104,000	19,246	104,000	91	0.1 %
19048 DUNE & SHORELINE MANAGEMENT		100,000			100,000	100.0 %
19052 TRANSIT ORIENTED DEV'T		100,000	260		99,740	99.7 %
19063 Cultural resource management	14,377	25,000	13,877	500	25,000	100.0 %
19064 Pioneer mill office rehabltn		30,000			30,000	100.0 %
190 * PLANNING PROGRAM	751,762	7,097,590	2,696,595	1,145,116	4,007,644	56.5 %
Fund ** GENERAL FUND	751,762	7,097,590	2,696,595	1,145,116	4,007,644	56.5 %
Dept *** Planning	751,762	7,097,590	2,696,595	1,145,116	4,007,644	56.5 %
Police						
26000 Police administration	60,802	5,524,571	2,470,483	142,826	2,972,065	53.8 %
260 * POLICE ADMINISTRATION PROGRAM	60,802	5,524,571	2,470,483	142,826	2,972,065	53.8 %
27000 Investigative service	357,477	12,315,636	5,211,217	636,182	6,825,715	55.4 %
270 * INVESTIGATIVE SERVICE PROGRAM	357,477	12,315,636	5,211,217	636,182	6,825,715	55.4 %
28000 Uniformed patrol services	837,376	32,127,692	15,806,755	1,006,197	16,152,118	50.3 %
280 * UNIFORMED PATROL SERVICES PROG	837,376	32,127,692	15,806,755	1,006,197	16,152,118	50.3 %
29000 Technical & support services	752,479	13,029,819	4,972,696	959,918	7,849,684	60.2 %
290 * TECHNICAL & SUPPORT SVCS PROG	752,479	13,029,819	4,972,696	959,918	7,849,684	60.2 %

County of Maui
Statement of Appropriations and Expenditures
Operations by Activity
Fiscal Year Ending 6/30/20 - as of 12/31/2019

Activity * Program ** Fund *** Department	Prior Year Encumbrance 6/30/2016	Amended Annual Estimate	Year to Date Expended	Current Encumbrance 12/31/2019	Balance Available	% of Budget Available
Fund ** GENERAL FUND	2,008,134	62,997,718	28,461,151	2,745,123	33,799,582	53.7 %
Dept *** Police	<u>2,008,134</u>	<u>62,997,718</u>	<u>28,461,151</u>	<u>2,745,123</u>	<u>33,799,582</u>	<u>53.7 %</u>
Fire and Public Safety						
22000 Fire control admin & maint	20,470	2,999,657	923,009	44,702	2,052,417	68.4 %
220 * FIRE CONTROL ADMIN/MAINT PROG	<u>20,470</u>	<u>2,999,657</u>	<u>923,009</u>	<u>44,702</u>	<u>2,052,417</u>	<u>68.4 %</u>
23000 Fire control training	130,615	1,505,664	652,901	167,864	815,516	54.2 %
230 * FIRE CONTROL TRAINING PROGRAM	<u>130,615</u>	<u>1,505,664</u>	<u>652,901</u>	<u>167,864</u>	<u>815,516</u>	<u>54.2 %</u>
24000 Fire rescue operations	763,322	31,902,087	17,006,763	684,449	14,974,200	46.9 %
240 * FIRE RESCUE OPERATIONS PROGRAM	<u>763,322</u>	<u>31,902,087</u>	<u>17,006,763</u>	<u>684,449</u>	<u>14,974,200</u>	<u>46.9 %</u>
25000 Fire prevention	9,608	1,049,558	458,436	6,769	593,962	56.6 %
250 * FIRE PREVENTION PROGRAM	<u>9,608</u>	<u>1,049,558</u>	<u>458,436</u>	<u>6,769</u>	<u>593,962</u>	<u>56.6 %</u>
25200 Ocean safety adm/ocean safety	8,485	4,439,029	1,829,138	32,514	2,585,864	58.3 %
252 * OCEAN SAFETY PROGRAM	<u>8,485</u>	<u>4,439,029</u>	<u>1,829,138</u>	<u>32,514</u>	<u>2,585,864</u>	<u>58.3 %</u>
Fund ** GENERAL FUND	932,500	41,895,995	20,870,247	936,298	21,021,959	50.2 %
Dept *** Fire and Public Safety	<u>932,500</u>	<u>41,895,995</u>	<u>20,870,247</u>	<u>936,298</u>	<u>21,021,959</u>	<u>50.2 %</u>
Emergency Management Agency						
21000 Civil defense	27,083	633,121	321,037	63,803	275,365	43.5 %
21003 GRNT AMERICAN RED CROSS		50,000			50,000	100.0 %
210 * CIVIL DEFENSE PROGRAM	<u>27,083</u>	<u>683,121</u>	<u>321,037</u>	<u>63,803</u>	<u>325,365</u>	<u>47.6 %</u>
Fund ** GENERAL FUND	27,083	683,121	321,037	63,803	325,365	47.6 %
Dept *** Emergency Management Agency	<u>27,083</u>	<u>683,121</u>	<u>321,037</u>	<u>63,803</u>	<u>325,365</u>	<u>47.6 %</u>
Liquor Control						

County of Maui
Statement of Appropriations and Expenditures
Operations by Activity
Fiscal Year Ending 6/30/20 - as of 12/31/2019

Activity * Program ** Fund *** Department	Prior Year Encumbrance 6/30/2016	Amended Annual Estimate	Year to Date Expended	Current Encumbrance 12/31/2019	Balance Available	% of Budget Available
20000 Liquor control general	85,329	1,922,007	937,144	73,248	996,945	51.9 %
20002 Liquor admin overhead charges		1,022,704	459,468		563,236	55.1 %
200 * LIQUOR CONTROL GENERAL PROG	85,329	2,944,711	1,396,612	73,248	1,560,181	53.0 %
Fund ** GENERAL FUND	85,329	2,944,711	1,396,612	73,248	1,560,181	53.0 %
Dept *** Liquor Control	85,329	2,944,711	1,396,612	73,248	1,560,181	53.0 %
Housing and Human Concerns						
30000 Housing & human concerns admin	11,510	470,383	235,173	12,571	234,149	49.8 %
300 * HSG & HUMAN CONCERNS ADM PROG	11,510	470,383	235,173	12,571	234,149	49.8 %
31000 Housing	36,103	1,362,733	249,354	85,727	1,063,755	78.1 %
31006 Affordable rental housing prg		1,400,000	684,899	684,901	30,200	2.2 %
31007 Hale Mahaolu-Homeownership/hsg		150,000	36,072	113,928		0.0 %
31015 First time homebuyer's prgrm		2,000,000	653,793		1,346,207	67.3 %
310 * HOUSING PROGRAM	36,103	4,912,733	1,624,118	884,556	2,440,162	49.7 %
32000 Human concerns - general	161,487	5,793,224	2,619,103	305,183	3,030,430	52.3 %
32001 Hana Youth Center, Inc		154,393	77,197	77,197		0.0 %
32011 Women helping women		220,000	110,000	110,000		0.0 %
32012 Early childhood	11,386	295,443	59,964	239,320	7,545	2.6 %
32014 Substance abuse	10,164	801,567	254,355	347,212	210,164	26.2 %
32015 E Malama I Na Keiki preschool		86,335	43,168	43,168		0.0 %
32016 Homelessness programs	278,488	2,184,417	651,312	780,979	1,030,614	47.2 %
32017 Maui adult day care center		358,440	179,220	179,220		0.0 %
32019 MEO Headstart after school	25,730	270,160	117,585	152,575	25,730	9.5 %
32020 MEO headstart summer	180,250	189,262	60,083		309,429	163.5 %
32025 Lanai Youth Center	20,282	212,958	53,240	161,960	18,040	8.5 %
32029 Kihei Youth Center		289,856	138,677	151,179		0.0 %

County of Maui
Statement of Appropriations and Expenditures
Operations by Activity
Fiscal Year Ending 6/30/20 - as of 12/31/2019

Activity	Prior Year	Amended	Year	Current	Balance	% of
* Program ** Fund *** Department	Encumbrance	Annual	to Date	Encumbrance	Available	Budget
	6/30/2016	Estimate	Expended	12/31/2019		Available
32034 Youth		94,177	47,089	47,089		0.0 %
32036 Maui family support services	8,275	115,000	57,500	65,775		0.0 %
32039 J. Walter Cameron center expsn	15,685	169,000	15,685		169,000	100.0 %
32040 Big brothers & sisters		141,586	70,793	70,793		0.0 %
32049 Ka lima o Maui	500,000			500,000		-
32058 Mental health associaiton		65,000	32,500	32,500		0.0 %
32062 Self sufficiency	1,451	95,000	59,011	37,440		0.0 %
32064 Hana community association	24,992	99,487	17,229	82,258	24,992	25.1 %
32070 MEO infant toddler care		107,885	53,943	53,943		0.0 %
32084 Maui community food bank		400,000	200,000	200,000		0.0 %
32085 Maui arts & performing academy		25,000	12,500	12,500		0.0 %
32088 Hui Malama learning center		297,616	148,808	148,808		0.0 %
32090 FAM SPT-TEEN VOICES	4,263	42,630		42,630	4,263	10.0 %
32093 BOY SCOUTS OF AMERICA	500,000			500,000		-
32094 Salvation Army		140,000	70,000	70,000		0.0 %
32100 Grant for Molokai Youth Ctr		310,931	155,466	155,466		0.0 %
32102 IMUA FAMILY SERVICES	3,966	39,655	19,828	19,828	3,966	10.0 %
32104 Paia Youth Council, Inc		284,527	213,395	71,132		0.0 %
32106 Boys/Girls Club of Maui, Inc		1,239,993	619,997	619,997		0.0 %
32109 Maui Farm	13,074	247,200	123,600	136,674		0.0 %
32110 YOUTH ALCOHOL EDUC AWARENESS	20,000	158,377	33,925	41,075	103,377	65.3 %
32111 Coalition for Drug Free Lanai	4,328	50,000		4,328	50,000	100.0 %
32116 MEO ENLACE HISPANO PROGRAM	5,730	105,247	52,624	58,353		0.0 %
32117 Lahaina tutoring project		11,000	2,750	8,250		0.0 %
32119 Volunter ctr projct graduation	2,346	47,741	11,935	38,152		0.0 %
32120 Ohana Makamae	10,321	103,207	(10,321)	113,528	10,321	10.0 %
32127 National Kidney Foundation/HI		25,000		25,000		0.0 %
32130 Lanai women's center		82,610	41,305	41,305		0.0 %

County of Maui
Statement of Appropriations and Expenditures
Operations by Activity
Fiscal Year Ending 6/30/20 - as of 12/31/2019

Activity	Prior Year	Amended	Year	Current	Balance	% of
* Program ** Fund *** Department	Encumbrance	Annual	to Date	Encumbrance	Available	Budget
	6/30/2016	Estimate	Expended	12/31/2019		Available
32135 Grnts/Disb-Svcs-Frail/Elderly	394,698	861,739	476,239	578,395	201,803	23.4 %
32138 BOYS/GIRLS CLUB PAUKUKALO	75,000	500,000		75,000	500,000	100.0 %
32142 MEO UNDERAGE DRINKING		53,825	26,913	26,913		0.0 %
32146 MEO Planning&Coordinating		87,075	43,538	43,538		0.0 %
32149 Grnt-Best Buddies prgrm		85,000	42,500	42,500		0.0 %
32150 MEO B.E.S.T. REINTEGRATION		108,150	54,075	54,075		0.0 %
32152 HALE MAKUA		300,000	95,500	204,500		0.0 %
32156 LANAI YOUTH CTR FACILITY	175,000			175,000		-
32158 Hawaiian Kamalii Inc.		18,672		18,672		0.0 %
32159 MEO youth services	16,424	217,125	108,563	124,987		0.0 %
32160 MAUI YOUTH & FAMILY SVC, INC		200,000			200,000	100.0 %
32162 FEED MY SHEEP		100,000	27,000	73,000		0.0 %
32163 Hale mahaolu personal care prg	61,061	103,000		164,061		0.0 %
32167 Special Olympics Hawaii grnts		35,000	17,500	17,500		0.0 %
32171 MENTAL HEALTH KOKUA		192,337	96,169	96,169		0.0 %
32176 Partners in devlp fndt	27,723	40,000	15,000	52,723		0.0 %
32179 Food, shelter & safty grants	23,190	959,711	454,856	469,345	58,700	6.1 %
32182 MOLOKAI CHILD ABUSE PREVENTION		95,000	25,389	69,611		0.0 %
32183 ASST PRG FOR MYCOGEN DISPLD WR	(64,014)		(64,014)			-
32185 Lanai Kinaole		75,000	25,000	50,000		0.0 %
320 * HUMAN CONCERNS PROGRAM	2,511,300	19,385,558	7,857,694	8,080,806	5,958,374	30.7 %
33000 Animal management		100,000	50,000	50,000		0.0 %
33003 Animal Sheltering Program		1,598,468	799,234	799,234		0.0 %
33006 ANIMAL ENFORCEMENT PROGRAM	834	863,650	461,825	402,659		0.0 %
33010 Grant 2 Molokai Humane Society		137,634			137,634	100.0 %
330 * ANIMAL MANAGMENT PROGRAM	834	2,699,752	1,311,059	1,251,893	137,634	5.1 %

County of Maui
Statement of Appropriations and Expenditures
Operations by Activity
Fiscal Year Ending 6/30/20 - as of 12/31/2019

Activity * Program ** Fund *** Department	Prior Year Encumbrance 6/30/2016	Amended Annual Estimate	Year to Date Expended	Current Encumbrance 12/31/2019	Balance Available	% of Budget Available
Fund ** GENERAL FUND	2,559,747	27,468,426	11,028,044	10,229,826	8,770,319	31.9 %
Dept *** Housing and Human Concerns	2,559,747	27,468,426	11,028,044	10,229,826	8,770,319	31.9 %
Parks and Recreation						
34000 Parks & recreation administrat	127,909	2,437,129	961,199	104,764	1,499,077	61.5 %
34002 MCCC workline	59,856	117,000	54,074	5,782	117,000	100.0 %
34012 Lahaina restoration foundation		191,000			191,000	100.0 %
34022 MAUI INLINE HOCKEY ASSOCIATION	100,098		49,902	50,195		-
34025 BAHAY KUBO FOR FILIPINO HUT	20,000		4,335	15,665		-
340 * PARKS & REC ADMIN PROG	307,863	2,745,129	1,069,510	176,406	1,807,077	65.8 %
35000 Park maintenance	114,263		16,005	98,258		-
350 * PARK MAINTENANCE PROGRAM	114,263	0	16,005	98,258	0	--
35300 PARKS PROGRAM	1,532,718	7,076,049	3,229,401	1,363,294	4,016,075	56.8 %
353 * PARKS PROGRAM	1,532,718	7,076,049	3,229,401	1,363,294	4,016,075	56.8 %
36000 Planning & development	2,600			2,600		-
360 * PLANNING & DEVELOPMENT PROGRAM	2,600	0	0	2,600	0	--
37000 Recreation & support services	878,925	24,043,203	11,002,857	1,863,307	12,055,963	50.1 %
370 * RECREATION & SUPPORT SVCS PROG	878,925	24,043,203	11,002,857	1,863,307	12,055,963	50.1 %
40000 Aquatics	990			990		-
400 * AQUATICS PROGRAM	990	0	0	990	0	--
Fund ** GENERAL FUND	2,837,359	33,864,381	15,317,773	3,504,855	17,879,115	52.8 %
34020 Lahaina restoration Park Asses	264,512		171,133	93,379		-
340 * PARKS & REC ADMIN PROG	264,512	0	171,133	93,379	0	--

County of Maui
Statement of Appropriations and Expenditures
Operations by Activity
Fiscal Year Ending 6/30/20 - as of 12/31/2019

Activity * Program ** Fund *** Department	Prior Year Encumbrance 6/30/2016	Amended Annual Estimate	Year to Date Expended	Current Encumbrance 12/31/2019	Balance Available	% of Budget Available
Fund ** SPECIAL REVENUE FUND	264,512	0	171,133	93,379	0	--
42000 Waiehu golf course	296,583		205,363	85,892	5,329	-
420 * WAIEHU GOLF COURSE PROGRAM	296,583	0	205,363	85,892	5,329	--
Fund ** ENTERPRISE FUND	296,583	0	205,363	85,892	5,329	--
Dept *** Parks and Recreation	3,398,454	33,864,381	15,694,269	3,684,126	17,884,444	52.8 %
Public Works						
43000 Public works administration	5,176	628,410	262,002	5,176	366,408	58.3 %
430 * PUBLIC WORKS ADMIN PROGRAM	5,176	628,410	262,002	5,176	366,408	58.3 %
44000 Engineering	1,041,555	3,876,781	1,976,731	802,791	2,138,814	55.2 %
440 * ENGINEERING PROGRAM	1,041,555	3,876,781	1,976,731	802,791	2,138,814	55.2 %
45000 Special maintenance	403,748	5,340,035	1,878,858	534,163	3,330,760	62.4 %
450 * SPECIAL MAINTENANCE PROGRAM	403,748	5,340,035	1,878,858	534,163	3,330,760	62.4 %
46000 Development services admin	5,774	2,545,583	1,127,694	7,007	1,416,656	55.7 %
460 * DEVELOPMENT SERVICES ADMINSTRN	5,774	2,545,583	1,127,694	7,007	1,416,656	55.7 %
Fund ** GENERAL FUND	1,456,253	12,390,809	5,245,285	1,349,137	7,252,638	58.5 %
50000 Highway administration	960	648,910	254,258	288	395,325	60.9 %
50002 Highway ERS & FICA		2,397,375	998,648		1,398,727	58.3 %
50003 Highway health fund		1,439,207	673,350		765,857	53.2 %
50004 Highway debt service		7,258,762	3,629,381		3,629,381	50.0 %
50005 Highway admin overhead		5,329,758	2,608,416		2,721,342	51.1 %
50007 Supplemental trfs general fund		1,063,134	531,567		531,567	50.0 %
50011 Highways contribution to OPEB		700,899	350,025		350,874	50.1 %

County of Maui
Statement of Appropriations and Expenditures
Operations by Activity
Fiscal Year Ending 6/30/20 - as of 12/31/2019

Activity * Program ** Fund *** Department	Prior Year Encumbrance 6/30/2016	Amended Annual Estimate	Year to Date Expended	Current Encumbrance 12/31/2019	Balance Available	% of Budget Available
500 * HIGHWAY ADMINISTRATION PROGRAM	960	18,838,045	9,045,645	288	9,793,073	52.0 %
51000 Road/bridge/drain maintenance	2,557,704	14,533,652	5,886,696	3,698,304	7,506,362	51.6 %
510 * ROAD/BRIDGE/DRAIN MAINT PROG	2,557,704	14,533,652	5,886,696	3,698,304	7,506,362	51.6 %
52000 Traffic signs & marking	347,252	1,557,310	733,769	289,713	881,080	56.6 %
520 * TRAFFIC SIGNS/MARKING PROGRAM	347,252	1,557,310	733,769	289,713	881,080	56.6 %
Fund ** SPECIAL REVENUE FUND	2,905,916	34,929,007	15,666,110	3,988,305	18,180,515	52.0 %
Dept *** Public Works	4,362,169	47,319,816	20,911,395	5,337,442	25,433,153	53.7 %
Transportation						
65000 TRANSPORTATION ADMIN/GEN FUND	246,069	1,271,568	543,828	627,189	346,621	27.3 %
650 * TRANSPORTATION	246,069	1,271,568	543,828	627,189	346,621	27.3 %
65301 HUMAN SVC TRANS/GEN FUND		6,872,263	3,436,132	3,436,132		0.0 %
653 * HUMAN SERVICE TRANSPORTN PRG	0	6,872,263	3,436,132	3,436,132	0	0.0 %
65900 AIR AMBULANCE PRG/GEN FUND		672,215	672,215			0.0 %
659 * AIR AMBULANCE PROGRAM	0	672,215	672,215	0	0	0.0 %
Fund ** GENERAL FUND	246,069	8,816,046	4,652,175	4,063,321	346,621	3.9 %
65001 TRANSPORTATION ADMIN/HWY FUND	697,923	802,500	59,425	638,498	802,500	100.0 %
125 * ADMINISTRATION PROGRAM	697,923	802,500	59,425	638,498	802,500	100.0 %
65039 PUBLIC TRANSIT/HIGHWAY FUND	36,749	13,708,333	6,826,699	6,701,048	217,335	1.6 %
655 * PUBLIC TRANSIT PROGRAM	36,749	13,708,333	6,826,699	6,701,048	217,335	1.6 %
Fund ** SPECIAL REVENUE FUND	734,672	14,510,833	6,886,124	7,339,546	1,019,835	7.0 %

County of Maui
Statement of Appropriations and Expenditures
Operations by Activity
Fiscal Year Ending 6/30/20 - as of 12/31/2019

Activity * Program ** Fund *** Department	Prior Year Encumbrance 6/30/2016	Amended Annual Estimate	Year to Date Expended	Current Encumbrance 12/31/2019	Balance Available	% of Budget Available
Dept *** Transportation	980,741	23,326,879	11,538,299	11,402,867	1,366,456	5.9 %
Environmental Management						
54000 Environmental mgt administratn	15,534	640,490	292,642	58,378	305,004	47.6 %
540 * ENVIRONMENTAL MGT ADMIN PRGRAM	15,534	640,490	292,642	58,378	305,004	47.6 %
Fund ** GENERAL FUND	15,534	640,490	292,642	58,378	305,004	47.6 %
54219 EP & S SOLID WASTE ALTERNATIVE	88,667		32,751	177,818	(121,902)	-
542 * ENV PROTECTION & SUBSTAINABILI	88,667	0	32,751	177,818	(121,902)	- -
54500 ENVIRONMENTAL P&S	418,326	7,179,203	3,379,135	2,756,891	1,461,505	20.4 %
54501 EP&S CONTRIB ERS/FICA		153,173	26,045		127,128	83.0 %
54502 EP&S CONTRIB EUTF		91,954	17,713		74,241	80.7 %
54503 EP&S ADMIN/OVERHEAD		304,798	61,416		243,382	79.9 %
54504 EP&S OPEB CONTRIBUTION		44,728	22,364		22,364	50.0 %
54507 INTERFUND LANDFILL COSTS		627,217	253,292		373,925	59.6 %
54510 MALAMA MAUI NUI		155,500	77,750	77,750		0.0 %
54511 GO GREEN W. MAUI RECYLING		118,220	59,110	59,110		0.0 %
54512 COMMUNITY WORK DAY		251,090	108,000	108,000	35,090	14.0 %
545 * ENVIRONMENTAL PROTECT&SUBSTAIN	418,326	8,925,883	4,004,825	3,001,751	2,337,635	26.2 %
55000 Wastewater administration	81,428	3,074,743	1,234,685	231,981	1,689,505	54.9 %
55002 Wastewater ERS & FICA		2,370,895	1,017,693		1,353,202	57.1 %
55003 Wastewater health fund		1,423,311	681,882		741,429	52.1 %
55004 Wastewater debt service		14,869,211	7,434,606		7,434,605	50.0 %
55005 Wastewater admin overhead		5,557,872	2,785,289		2,772,583	49.9 %
55008 Wastewater contributn to OPEB		692,490	346,158		346,332	50.0 %
55010 CW SEWER CI RESERVE FUND		1,483,047	1,483,047			0.0 %

County of Maui
Statement of Appropriations and Expenditures
Operations by Activity
Fiscal Year Ending 6/30/20 - as of 12/31/2019


Activity * Program ** Fund *** Department	Prior Year Encumbrance 6/30/2016	Amended Annual Estimate	Year to Date Expended	Current Encumbrance 12/31/2019	Balance Available	% of Budget Available
550 * WASTEWATER ADMIN PROGRAM	81,428	29,471,569	14,983,360	231,981	14,337,656	48.6 %
56000 Wastewater reclamation	3,516,373	23,591,791	9,695,543	3,520,103	13,892,524	58.9 %
560 * WASTEWATER RECLAMATION PROGRAM	3,516,373	23,591,791	9,695,543	3,520,103	13,892,524	58.9 %
60000 Solid waste administration	7,952	1,342,672	520,875	143,812	685,938	51.1 %
60002 Solid waste ERS & FICA		1,985,334	773,178		1,212,156	61.1 %
60003 Solid waste health fund		1,191,848	520,327		671,521	56.3 %
60004 Solid waste debt service		4,970,006	2,485,003		2,485,003	50.0 %
60005 Solid waste admin overhead		3,950,587	1,804,135		2,146,452	54.3 %
60007 Solidwaste contributn to OPEB		579,398	290,760		288,638	49.8 %
600 * SOLID WASTE ADMINISTRATION	7,952	14,019,845	6,394,278	143,812	7,489,708	53.4 %
60200 Solidwaste operations	1,264,424	14,817,877	5,150,333	4,904,672	6,027,298	40.7 %
602 * SOLIDWASTE OPERATIONS	1,264,424	14,817,877	5,150,333	4,904,672	6,027,298	40.7 %
Fund ** SPECIAL REVENUE FUND	5,377,170	90,826,965	40,261,090	11,980,137	43,962,919	48.4 %
Dept *** Environmental Management	5,392,704	91,467,455	40,553,732	12,038,515	44,267,923	48.4 %
Water Supply						
70001 Water Administration	1,193,491	11,378,197	3,320,253	1,628,915	7,622,522	67.0 %
70004 Leeward Haleakala Forest Restn	253,307	200,000	54,657	190,000	208,650	104.3 %
70006 West Maui Partnershp-UH watrsd	554,343	480,000	204,188	343,625	486,530	101.4 %
70007 East Molokai Watershed Partner	362,813	250,000	62,453	187,547	362,813	145.1 %
70009 Miconia Containment & Removal	576,143	260,000	76,142	500,000	260,001	100.0 %
70010 East Maui Watershed Protection	655,968	550,000	134,404	415,596	655,968	119.3 %
70030 CW WATERSHED PROTECTION	135,500	305,000		135,500	305,000	100.0 %
70031 Puu Kukui Watershed Preserve	287,170	320,000	44,608	240,392	322,170	100.7 %
70032 HONOKOWAI/WAHIKULI WATERSHED	75,000	75,000	24,108	50,892	75,000	100.0 %

County of Maui
Statement of Appropriations and Expenditures
Operations by Activity
Fiscal Year Ending 6/30/20 - as of 12/31/2019

Activity * Program ** Fund *** Department	Prior Year Encumbrance 6/30/2016	Amended Annual Estimate	Year to Date Expended	Current Encumbrance 12/31/2019	Balance Available	% of Budget Available
70036 Auwahi forest restoration proj	70,378	120,000	10,131	180,000	247	0.2 %
70037 Hawaii agriculture research ct	56,500	56,500	13,839	99,161		0.0 %
700 * WATER ADMINISTRATION PROGRAM	4,220,613	13,994,697	3,944,783	3,971,628	10,298,901	73.6 %
70701 Water Debt Service Expenses		8,673,118	3,207,002		5,466,116	63.0 %
70702 Water Insurance Expenses		475,000	317,883		157,117	33.1 %
70703 Water Overhead Charges		3,076,535	1,281,890		1,794,645	58.3 %
70704 Water Employee Fringe Benefits		6,765,188	3,011,188		3,754,000	55.5 %
70705 Water Refund for Mainline Exp		500,000			500,000	100.0 %
70707 Water Department Wide Expense		1,097,449	528,322		569,127	51.9 %
707 * WATER DEPARTMENT WIDE EXPENSES	0	20,587,290	8,346,285	0	12,241,005	59.5 %
70901 Water Field Operations	1,186,361	36,321,170	13,862,279	2,248,181	21,397,074	58.9 %
709 * WATER OPERATIONS PROGRAM	1,186,361	36,321,170	13,862,279	2,248,181	21,397,074	58.9 %
Fund ** UTILITY ENTERPRISE FUND	5,406,974	70,903,157	26,153,347	6,219,809	43,936,980	62.0 %
Dept *** Water Supply	5,406,974	70,903,157	26,153,347	6,219,809	43,936,980	62.0 %
COUNTY AUDITOR						
Grand Total	38,797,087	670,211,082	310,912,365	75,040,693	323,055,188	48.2 %

III. Expenditures

III.B. Grant Programs



County of Maui
Statement of Appropriations and Expenditures
Grant Programs
Fiscal Year Ending 6/30/2020 - as of 12/31/2019

Index * Program	** Fund	*** Department	Prior Year Encumbrance / Carryover	Amended Budget / Lapses	Year to Date Expended	Current Encumbrance 12/31/2019	Balance Available	% of Budget Available
County Clerk								
106017	IMPL OF ELECTION BY MAIL			106,176			106,176	100.0 %
020	* COUNTY CLERK PROGRAM		0	106,176	0	0	106,176	100.0 %
Fund	** SPECIAL REVENUE FUND		0	106,176	0	0	106,176	100.0 %
Dept	*** County Clerk		0	106,176	0	0	106,176	100.0 %
Office of the Mayor								
186037	2016 HAWAII SEVERE STORMS		743,477				743,477	100.0 %
196039	2019 HURRICANE LANE		451,550				451,550	100.0 %
030	* OFFICE OF MAYOR ADMIN PROGRAM		1,195,027	0	0	0	1,195,027	100.0 %
106810	WIOA DISLOCATED WORKER			194,838			194,838	100.0 %
106812	WIOA YOUTH ACTIVITIES			160,805			160,805	100.0 %
106817	WIOA ADULT PROGRAM			144,822			144,822	100.0 %
106818	WIOA ADMIN PY2019			55,605	16,440		39,165	70.4 %
176810	WIOA YOUTH ACTIVITIES		32,145			20,537	11,608	36.1 %
176816	HTA COUNTY PRODUCT ENRICHMENT		35,000	100,000	23,252		111,748	82.8 %
176817	WIOA ADULT PROGRAM		37,641				37,641	100.0 %
176818	WIOA ADMIN PY2016		132				132	100.0 %
176821	WIOA DISLOCATED WORKER		10,029				10,029	100.0 %
186785	HAWAII ST COMM/STATUS WOMEN		40		23		17	42.5 %
186810	WIOA YOUTH ACTIVITIES		42,530				42,530	100.0 %
186817	WIOA ADULT PROGRAM		36,953			10,447	26,506	71.7 %
186818	WIOA ADMIN PY2017		6,706				6,706	100.0 %
186821	WIOA DISLOCATED WORKER		27,363				27,363	100.0 %
196812	WIOA YOUTH ACTIVITIES		172,421		11,973	118,354	42,094	24.4 %
196817	WIOA ADULT PROGRAM		137,302		35,335	62,050	39,917	29.1 %
196818	WIOA ADMIN PY2018		44,663		41,259		3,404	7.6 %
196821	WIOA DISLOCATED WORKER		137,813		47,674	45,811	44,328	32.2 %
032	* MAYORS OFFICE STATE GRANTS		720,738	656,070	175,956	257,199	943,653	68.5 %

County of Maui
Statement of Appropriations and Expenditures
Grant Programs
Fiscal Year Ending 6/30/2020 - as of 12/31/2019

Index * Program	** Fund	*** Department	Prior Year Encumbrance / Carryover	Amended Budget / Lapses	Year to Date Expended	Current Encumbrance 12/31/2019	Balance Available	% of Budget Available
106327		KHAKO RENEWAL PRJ PH II		615,783			615,783	100.0 %
106346		HALE MAKANA MENTOR CTR RESTO		101,007			101,007	100.0 %
106803		CDBG PROGRAM ADMIN FFY19		366,198	128,635	986	236,577	64.6 %
106821		CAMERON CTR REHAB & IMPRVTS		198,000		198,000		0.0 %
106822		HALE MAHAOLU LAH SURF PRSVTN		300,000		300,000		0.0 %
106823		HALE MAKUA KAH BOILER UPGRD		250,000		250,000		0.0 %
116030		CDBG PROGRAM ADMIN FY2011	1,522				1,522	100.0 %
156346		CDBG PROGRAM ADMIN FY15	232				232	100.0 %
166821		CAMERON CTR REHAB & IMPRVTS	2,554				2,554	100.0 %
176808		LAHAINA SURF PRESERVATION	18,745				18,745	100.0 %
176811		THE MAUI FARM REHABILITATION	26,058	(26,058)				-
176812		KHAKO STAIRCASE SAFETY	42,541	(31,262)			11,279	100.0 %
176813		HALE MAKUA WAI FIRE ALARM UPGR		6,115	6,115			0.0 %
176819		ARC RESIDENTIAL GHS IMRPV PRJ		18,736	18,736			0.0 %
176822		KHAKO RENEWAL PRJ PH II	4,414				4,414	100.0 %
176823		HALE MAKUA WAILUKU REHAB		32,469		32,469		0.0 %
176825		HALE MAKUA KAHULUI GEN UPGRD	29,440		29,440			0.0 %
186815		CDBG PROGRAM ADMIN FY18	3,938		2,849		1,089	27.7 %
186822		HALE MAHAOLU EWALU SR CTR	489,356		489,356			0.0 %
186823		HALE MAKUA KAHULUI GEN UPGRADE	144,548		144,548			0.0 %
196803		CDBG PROGRAM ADMIN FFY18	29,060		28,919	141		0.0 %
196805		MOLOKAI LF TRAILER MOUNTED DIE	25,000		17,997		7,003	28.0 %
196807		HANA LANDFILL BULLDOZER	530,000			495,526	34,474	6.5 %
196809		MOLOKAI LF WHEEL LOADER	400,000		371,930		28,070	7.0 %
196813		ARC RESIDENTIAL GRP HOME	270,000		270,000			0.0 %
196816		HALE MAKUA KAHULUI FIRE ALARM	210,911		198,000	12,911		0.0 %
196828		HALE MAKUA WAI FIRE ALARM	45,911		45,911			0.0 %
196830		HALE MAKUA WAI REHABILITATION	35,446		6,010	29,436		0.0 %
035	*	HUD - CDBG GRANTS	<u>2,309,676</u>	<u>1,830,988</u>	<u>1,758,446</u>	<u>1,319,469</u>	<u>1,062,749</u>	<u>25.7 %</u>

County of Maui
Statement of Appropriations and Expenditures
Grant Programs
Fiscal Year Ending 6/30/2020 - as of 12/31/2019

Index * Program	** Fund	*** Department	Prior Year Encumbrance / Carryover	Amended Budget / Lapses	Year to Date Expended	Current Encumbrance 12/31/2019	Balance Available	% of Budget Available
Fund **	SPECIAL REVENUE FUND		4,225,441	2,487,058	1,934,402	1,576,668	3,201,429	47.7 %
Dept ***	Office of the Mayor		<u>4,225,441</u>	<u>2,487,058</u>	<u>1,934,402</u>	<u>1,576,668</u>	<u>3,201,429</u>	<u>47.7 %</u>
Prosecuting Attorney								
106872	CAREER CRIMINAL PROGRAM			144,736			144,736	100.0 %
186872	CAREER CRIMINAL PROGRAM		11,855		11,294		561	4.7 %
081 *	PROSECTORS STATE GRANTS		<u>11,855</u>	<u>144,736</u>	<u>11,294</u>	<u>0</u>	<u>145,297</u>	<u>92.8 %</u>
106826	ASSET FORFEITURES STATE			85,000	1,119		83,881	98.7 %
106835	SPCL NEEDS ADVOCACY PRJ			649,880	72,191		577,689	88.9 %
106873	DEFENDANT/WITNESS TRIAL PRG			170,000	18,588		151,412	89.1 %
106878	DPA 2020 TRAFFIC RECORDS			10,637			10,637	100.0 %
166874	PROSECUTORS TRAINING PRG		50,000				50,000	100.0 %
166875	HIGHWAY SAFETY/IMPAIRED DRVG		2,816				2,816	100.0 %
166876	HIGHWAY SAFETY/TRAFFIC RECORDS		4,505				4,505	100.0 %
176860	SPCL NEEDS ADVOC SUPPLEMENTAL		23,823				23,823	100.0 %
186878	DPA 2018 TRAFFIC RECORDS		444				444	100.0 %
196835	SPCL NEEDS ADVOCACY PRJ		139,807		90,762		49,045	35.1 %
196836	ASSET FORFEITURES PROGRAM		13,448	(12,328)			1,119	99.9 %
196879	DOMESTIC VIOLENCE INVESTIGATIO		201				201	100.0 %
082 *	PROSECUTORS SH/FEDERAL GRANTS		<u>235,044</u>	<u>903,189</u>	<u>182,660</u>	<u>0</u>	<u>955,572</u>	<u>84.0 %</u>
Fund **	SPECIAL REVENUE FUND		246,899	1,047,925	193,954	0	1,100,869	85.0 %
Dept ***	Prosecuting Attorney		<u>246,899</u>	<u>1,047,925</u>	<u>193,954</u>	<u>0</u>	<u>1,100,869</u>	<u>85.0 %</u>
Finance								
106734	STATE DISABILITY & COMM			20,533	4,956		15,577	75.9 %
106735	COMML DRIVER'S LICENSE FY20			625,564	231,767		393,797	63.0 %
106736	PERIODIC MTR VEH INSPTN FY20			538,069	230,296		307,773	57.2 %
106739	STATE IDENTIFICATION PRG FY20			246,719	96,796		149,923	60.8 %
106740	STATE MOTOR VEH REGIST FY20			359,013	145,572		213,441	59.5 %
196735	COMML DRIVER'S LICENSE FY19		430			430		0.0 %

County of Maui
Statement of Appropriations and Expenditures
Grant Programs
Fiscal Year Ending 6/30/2020 - as of 12/31/2019

Index * Program	** Fund	*** Department	Prior Year Encumbrance / Carryover	Amended Budget / Lapses	Year to Date Expended	Current Encumbrance 12/31/2019	Balance Available	% of Budget Available
150	* MOTOR VEHICLE/LICENSE PROGRAM		430	1,789,898	709,387	430	1,080,511	60.4 %
Fund	** SPECIAL REVENUE FUND		430	1,789,898	709,387	430	1,080,511	60.4 %
Dept	*** Finance		430	1,789,898	709,387	430	1,080,511	60.4 %
Planning								
106801	COASTAL ZONE MANAGEMENT FY20			483,629	69,076		414,553	85.7 %
196207	SOH DOH COMPLETE STREETS TRNG		45,000				45,000	100.0 %
196801	COASTAL ZONE MANAGEMENT FY19		185,168		65,675		119,493	64.5 %
195	* PLANNING -STATE GRANTS		230,168	483,629	134,751	0	579,046	81.1 %
Fund	** SPECIAL REVENUE FUND		230,168	483,629	134,751	0	579,046	81.1 %
Dept	*** Planning		230,168	483,629	134,751	0	579,046	81.1 %
Police								
166829	HC&S COMMUNITY INITIATIVE		585			200	385	65.8 %
260	* POLICE ADMINISTRATION PROGRAM		585	0	0	200	385	65.8 %
196362	STATE FORFEITURE			3,637		3,593	44	1.2 %
196365	FEDERAL JUSTICE FORFEITURE		52,942	3,160	34,801		21,300	38.0 %
262	* POLICE FORFEITURES		52,942	6,797	34,801	3,593	21,344	35.7 %
106844	HIGH INTENSITY DRUG TRAFFIC'G			156,800	30,264		126,536	80.7 %
106854	FFY18 JAG PROGRAM			106,164			106,164	100.0 %
176854	FY16 JAG PROGRAM		115,978				115,978	100.0 %
186844	HIGH INTENSITY DRUG TRAFFIC'G		17,848	(15,948)	1,900			0.0 %
196844	HIGH INTENSITY DRUG TRAFFIC'G		76,946	68,000	143,399		1,547	1.1 %
263	* POLICE FEDERAL GRANTS		210,772	315,016	175,563	0	350,225	66.6 %
106832	911 EMS DISPATCH COMMUNICATION			475,221	207,935		267,286	56.2 %
106834	KALO PROGRAM			89,000	28,868	1,343	58,789	66.1 %
106846	STATE E911 WIRELESS COMMISSION			1,811,530	773,353	299,451	738,726	40.8 %
106852	PROHIBIT TOBACCO SALES TO M			11,000			11,000	100.0 %
166831	TRAINING GRANTS		68,247		(3,296)	8,401	63,142	92.5 %

County of Maui
Statement of Appropriations and Expenditures
Grant Programs
Fiscal Year Ending 6/30/2020 - as of 12/31/2019

Index * Program	** Fund	*** Department	Prior Year Encumbrance / Carryover	Amended Budget / Lapses	Year to Date Expended	Current Encumbrance 12/31/2019	Balance Available	% of Budget Available
186834	KALO PROGRAM		66			66		0.0 %
186846	STATE E911 WIRELESS COMMISSION		1,138,902			938,929	199,973	17.6 %
196832	911 EMS DISPATCH COMMUNICATION		983		983			0.0 %
196846	STATE E911 WIRELESS COMMISSION		216,850	(217,918)	(1,069)			0.0 %
196852	PROHIBIT TOBACCO SALES TO M		4,394				4,394	100.0 %
264	* POLICE STATE GRANTS		1,429,442	2,168,833	1,006,774	1,248,190	1,343,310	37.3 %
106363	COPS HIRING PROGRAM			181,512			181,512	100.0 %
106833	DOMESTIC VIOLENCE STRANGTN/HOM			54,962			54,962	100.0 %
106837	MPD TRAFFIC SERVICES			190,324			190,324	100.0 %
106838	MPD TRAFFIC DATA RECORDS			196,859	142,056		54,803	27.8 %
106839	MPD SPEED ENFORCEMENT			171,082			171,082	100.0 %
106840	CYBERCRIME UNIT ENHANCEMENT			63,980			63,980	100.0 %
106841	DISTRACTED DRIVING ENFORCEMENT			73,516			73,516	100.0 %
106842	MPD ROADBLOCK PROGRAM			418,522			418,522	100.0 %
106843	MPD SEATBELT ENFORCEMENT			95,606			95,606	100.0 %
106847	ENHANCED PHYSICAL EVIDENCE DET			36,200			36,200	100.0 %
106858	SW MULTI-JURISDICTIONAL DRUG			44,304			44,304	100.0 %
106859	UPDATE DRUG ANALYSIS INSTRUMEN			130,363			130,363	100.0 %
186848	SW MULTI JURISDICTIONAL DRUG		3,023			2,343	680	22.5 %
186857	POSITIVE OUTREACH INTERVENTION		1,762	(1,762)				-
196833	VIOLENCE AGAINST WOMEN Grant		10,701		10,701			0.0 %
196837	MPD TRAFFIC SERVICES		68,235		59,639		8,596	12.6 %
196838	MPD TRAFFIC DATA RECORDS		3,551	30,000	3,243		30,308	90.3 %
196839	MPD SPEED ENFORCEMENT		92,192				92,192	100.0 %
196840	CYBERCRIME UNIT ENFORCEMENT		62,258		44,045	13,808	4,406	7.1 %
196841	DISTRACTED DRIVING ENFORCEMENT		39,683		882		38,801	97.8 %
196842	MPD ROADBLOCK PROGRAM		176,503		107,295		69,208	39.2 %
196843	MPD SEATBELT ENFORCEMENT		65,669		3,458		62,211	94.7 %
196845	MAUI CHILD RESTRAINT PRG		47,328		4,427		42,901	90.6 %

County of Maui
Statement of Appropriations and Expenditures
Grant Programs
Fiscal Year Ending 6/30/2020 - as of 12/31/2019

Index * Program	** Fund	*** Department	Prior Year Encumbrance / Carryover	Amended Budget / Lapses	Year to Date Expended	Current Encumbrance 12/31/2019	Balance Available	% of Budget Available
196847		ENHANCED PHYSICAL EVIDENCE DET	55,685		55,685			0.0 %
196857		POSITIVE OUTREACH INTERVENTION	72,913		31,240		41,673	57.2 %
196858		SW MULTI-JURISDICTIONAL DRUG	41,613		38,563	2,605	445	1.1 %
196860		PC FORENSIC SCIENCES IMPRV ACT	37,472		18,579	13,196	5,697	15.2 %
265	*	POLICE STATE/FEDERAL GRANTS	<u>778,588</u>	<u>1,685,468</u>	<u>519,813</u>	<u>31,952</u>	<u>1,912,292</u>	<u>77.6 %</u>
Fund	**	SPECIAL REVENUE FUND	<u>2,472,329</u>	<u>4,176,114</u>	<u>1,736,951</u>	<u>1,283,935</u>	<u>3,627,556</u>	<u>54.6 %</u>
Dept	***	Police	<u>2,472,329</u>	<u>4,176,114</u>	<u>1,736,951</u>	<u>1,283,935</u>	<u>3,627,556</u>	<u>54.6 %</u>
Fire and Public Safety								
106047		EMS (FIRE)TRAINING (PVT)IAAI	12				12	100.0 %
106049		FIRE/LEPC (DOH) HMEP	50,680	13,504	5,643		58,541	91.2 %
116047		PRIVATE DONATIONS-FIRE DEPT	20,200				20,200	100.0 %
196050		FIRE TRAINING GRANT (CHEVRON)	508				508	100.0 %
196055		FEMA FIRE TRAINING FUNDS	6,338				6,338	100.0 %
220	*	FIRE CONTROL ADMIN/MAINT PROG	<u>77,738</u>	<u>13,504</u>	<u>5,643</u>	<u>0</u>	<u>85,599</u>	<u>93.8 %</u>
106819		MAKENA LIFEGUARD SERVICES		1,056,059	242,499		813,560	77.0 %
196802		HAWAII TOURISM AUTHORITY	115,116		39,124	75,219	773	0.7 %
252	*	OCEAN SAFETY PROGRAM	<u>115,116</u>	<u>1,056,059</u>	<u>281,623</u>	<u>75,219</u>	<u>814,333</u>	<u>69.5 %</u>
Fund	**	SPECIAL REVENUE FUND	<u>192,854</u>	<u>1,069,563</u>	<u>287,266</u>	<u>75,219</u>	<u>899,932</u>	<u>71.3 %</u>
Dept	***	Fire and Public Safety	<u>192,854</u>	<u>1,069,563</u>	<u>287,266</u>	<u>75,219</u>	<u>899,932</u>	<u>71.3 %</u>
Emergency Management Agency								
106702		STATE HOMELAND SECURITY		704,000			704,000	100.0 %
166702		ST HOMELAND SECURITY	12,510			440	12,070	96.5 %
176702		ST HOMELAND SECURITY	212,166		32,985	16,610	162,571	76.6 %
186701		EMERGENCY MGT PERFORMANCE GRT	12,254				12,254	100.0 %
186702		ST HOMELAND SECURITY	520,646				520,646	100.0 %
196701		EMERGENCY MGT PERFORMANCE GRT	59,696				59,696	100.0 %
196702		ST HOMELAND SECURITY	669,626		11,990	71,031	586,605	87.6 %

County of Maui
Statement of Appropriations and Expenditures
Grant Programs
Fiscal Year Ending 6/30/2020 - as of 12/31/2019

Index * Program	** Fund	*** Department	Prior Year Encumbrance / Carryover	Amended Budget / Lapses	Year to Date Expended	Current Encumbrance 12/31/2019	Balance Available	% of Budget Available
196704	PRE-DISASTER MITIGATION			121,000	13,528	107,472		0.0 %
210	* CIVIL DEFENSE PROGRAM		1,486,898	825,000	58,503	195,553	2,057,842	89.0 %
Fund	** SPECIAL REVENUE FUND		1,486,898	825,000	58,503	195,553	2,057,842	89.0 %
Dept	*** Emergency Management Agency		1,486,898	825,000	58,503	195,553	2,057,842	89.0 %
Housing and Human Concerns								
107480	SEC 8 HOUSING VOUCHER FY20			23,948,267	10,885,065		13,063,202	54.5 %
107481	SEC 8 HOUSING ADMIN FY20			1,838,708	499,753	102,894	1,236,061	67.2 %
107482	FSS COORDINATOR GRANT			26,957	13,909		13,048	48.4 %
137731	SEC 8 HSG ADMIN PRG FY2013	45				45		0.0 %
156449	HOME FFY14 ADMINISTRATION		28,720		2,270	15,183	11,267	39.2 %
177712	SEC.8 FAMILY SELF-SUFFICIENT		115,359	11,880			127,239	100.0 %
186449	HOME FFY17 ADMINISTRATION		115,661		439	16,682	98,539	85.2 %
186451	HOME FFY17 KAIWAHINE VILLAGE		112,885			112,885		0.0 %
186453	HOME FFY17 KAHOMA RESIDENTIAL		105,795		67,583	38,212		0.0 %
186455	NATL HTF KAIWAHINE PHASE II		123,879		56,305	67,574		0.0 %
186457	NATL HTF ADMINISTRATION		74,804		456	11,179	63,169	84.4 %
187480	SEC 8 HOUSING VOUCHER FY18		1,817		1,817			0.0 %
187481	SEC 8 HOUSING ADMIN FY18		208,692		(99)		208,791	100.0 %
197480	SEC 8 HOUSING VOUCHER FY19		2,015,977		(1,096)		2,017,073	100.1 %
197481	SEC 8 HOUSING ADMIN FY19		634,838		71,454	118,632	444,752	70.1 %
197482	FSS COORDINATOR GRANT		3,114				3,114	100.0 %
197741	SEC8 HSG ASST PYMTS(HAP)-NRA		1,609,202	2,384			1,611,586	100.0 %
197751	SEC8 HSG ASST PYMTS(ADM)-NRA		2,001,570	10,258			2,011,827	100.0 %
310	* HOUSING PROGRAM		7,152,358	25,838,454	11,597,856	483,286	20,909,668	63.4 %
106741	KUPUNA CARE PROGRAM			969,314	87,799	209,479	672,036	69.3 %
106743	KUPUNA CAREGIVERS PROGRAM			209,745	15,728	156,272	37,745	18.0 %
106769	AGING TITLE IIIB			279,970	2,385	127,880	149,705	53.5 %
106772	NUTRITION SVCS INCENTIVE			121,254			121,254	100.0 %

County of Maui
Statement of Appropriations and Expenditures
Grant Programs
Fiscal Year Ending 6/30/2020 - as of 12/31/2019

Index * Program	** Fund	*** Department	Prior Year Encumbrance / Carryover	Amended Budget / Lapses	Year to Date Expended	Current Encumbrance 12/31/2019	Balance Available	% of Budget Available
106774		ELDER ABUSE PREVENTION SY20		27,686			27,686	100.0 %
106776		AGING TITLE IIIC-1		242,841	33,824		209,017	86.1 %
106777		AGING TITLE IIIC-2		150,943			150,943	100.0 %
106778		AGING TITLE IIID		16,234			16,234	100.0 %
106779		AGING TITLE IIIE		104,216	3,520	81,696	19,000	18.2 %
116613		AGING TIII DHHS FY11 MA201103	190			190		0.0 %
156429		AGING & DISABILITY RESOURCE	808,401		200,243	3,596	604,562	74.8 %
156440		HEALTHY AGING PARTNERSHIP	130,115		44,021		86,094	66.2 %
156443		HEALTHY AGING VOL CONTRIB	40,182	18,418	43,441		15,159	25.9 %
176769		AGING TITLE III PRGS	6,440		6,440			0.0 %
176773		ELDER ABUSE PREVENTION SY17	4,441		4,441		(1)	(0)%
186741		KUPUNA CARE PROGRAM	45,506		16,367		29,140	64.0 %
186743		KUPUNA CAREGIVERS PROGRAM	113,933		39,578		74,355	65.3 %
186769		AGING TITLE IIIB			22,338		(22,338)	-
186770		STATE HEALTH INS ASST PRG	11,238				11,238	100.0 %
186773		ELDER ABUSE PREVENTION SY18	11,697				11,697	100.0 %
186776		AGING TITLE IIIC-1	83,200				83,200	100.0 %
186777		AGING TITLE IIIC-2		25,565			25,565	100.0 %
186778		AGING TITLE IIID		33			33	100.0 %
186779		AGING TITLE IIIE	12,599			5,349	7,250	57.5 %
196741		KUPUNA CARE PROGRAM	749,390	210,427	295,336	332,405	332,074	34.6 %
196769		AGING TITLE IIIB	292,624	1,450	190,094	77,999	25,982	8.8 %
196772		NUTRITION SVCS INCENTIVE	82,205	382	82,587			0.0 %
196773		ELDER ABUSE PREVENTION SY19	25,430		10,742	2,399	12,289	48.3 %
196776		AGING TITLE IIIC-1	108,432	25,265	39,468		94,230	70.5 %
196777		AGING TITLE IIIC-2	105,660	980	28,390		78,249	73.4 %
196778		AGING TITLE IIID	13,147	97	13,147		97	0.7 %
196779		AGING TITLE IIIE	35,226	678	6,820		29,084	81.0 %
316	*	AGING STATE/FEDERAL/PVT GRANTS	2,680,056	2,405,498	1,186,709	997,265	2,901,579	57.1 %

County of Maui
Statement of Appropriations and Expenditures
Grant Programs
Fiscal Year Ending 6/30/2020 - as of 12/31/2019

Index * Program	** Fund	*** Department	Prior Year Encumbrance / Carryover	Amended Budget / Lapses	Year to Date Expended	Current Encumbrance 12/31/2019	Balance Available	% of Budget Available
166774		STRATEGIC PREVENTION FRAMEWRK	17,228	100,000	53,816	29,455	33,957	29.0 %
196774		SUBSTANCE ABUSE PREVENTION	1			1		0.0 %
318	*	HUMAN CONCERNS STATE/FEDERAL	17,229	100,000	53,816	29,456	33,957	29.0 %
106754		A&B KOKUA GIVING CONTRIBUTION		20,000	2,625		17,375	86.9 %
106758		ASSTD TRANSPORT PVT CONTRIB		17,000	6,049		10,951	64.4 %
106760		CONGREGATE MLS PVT DONATION		106,383	35,263		71,120	66.9 %
106762		HOME DEL MEALS PVT DONATION		104,000	42,807		61,193	58.8 %
106764		ASSIST TRANSPORT-KUPUNA		167,916	55,577		112,339	66.9 %
106765		CONGREGATE MEALS TITTLE III		135,276	58,347		76,929	56.9 %
106766		HOME DEL MEALS KUPUNA		101,000	55,309		45,691	45.2 %
106767		HOME DELIVERED MLS TITLE III		101,000	43,292		57,708	57.1 %
166763		LEISURE ACTIVITIES FY16	443		443			0.0 %
176763		LEISURE ACTIVITIES FY17	94,806		27,030	1,651	66,125	69.7 %
186763		LEISURE ACTIVITIES FY18	83,809				83,809	100.0 %
196759		CONGREGATE MEALS NSIP FY19	47,276		47,276			0.0 %
196761		HOME DELIVERED MEALS NSIP FY19		382	382			0.0 %
196771		RSVP RETIRED & SR VOL PRG	46,742	7,500	31,356		22,886	42.2 %
325	*	H/C SENIOR SERVICES DIVISION	273,076	760,457	405,756	1,651	626,126	60.6 %
Fund	**	SPECIAL REVENUE FUND	10,122,719	29,104,409	13,244,137	1,511,658	24,471,330	62.4 %
Dept	***	Housing and Human Concerns	10,122,719	29,104,409	13,244,137	1,511,658	24,471,330	62.4 %
Parks and Recreation								
196797		NO KID HUNGRY	5,000		4,934		66	1.3 %
353	*	PARKS PROGRAM	5,000	0	4,934	0	66	1.3 %
106795		PLAY & LEARN SESSIONS (PALS)		200,000	28,353		171,647	85.8 %
126218		ST/HI NAHIKU COMMUNITY CENTER	250,000				250,000	100.0 %
146508		WAR MEMORIAL STADIUM	829,855				829,855	100.0 %
196795		PLAY & LEARN SESSIONS (PALS)	137,124				137,124	100.0 %
361	*	PARKS STATE GRANTS	1,216,979	200,000	28,353	0	1,388,626	98.0 %

County of Maui
Statement of Appropriations and Expenditures
Grant Programs
Fiscal Year Ending 6/30/2020 - as of 12/31/2019


Index * Program	** Fund	*** Department	Prior Year Encumbrance / Carryover	Amended Budget / Lapses	Year to Date Expended	Current Encumbrance 12/31/2019	Balance Available	% of Budget Available
Fund **	SPECIAL REVENUE FUND		1,221,979	200,000	33,287	0	1,388,692	97.7 %
Dept ***	Parks and Recreation		1,221,979	200,000	33,287	0	1,388,692	97.7 %
Public Works								
186892	SOH DAPARTMENT OF HEALTH		5,522	(5,522)				-
430 *	PUBLIC WORKS ADMIN PROGRAM		5,522	(5,522)	0	0	0	-
116502	FHWA PROJS STATE REVIEWS		808	4,795	5,603			0.0 %
146660	FHWA VARIOUS PROJECTS COUNTY		1,954				1,954	100.0 %
442 *	DPW STATE/FEDERAL ENGINEERING		2,762	4,795	5,603	0	1,954	25.9 %
106575	HARDENING OF MAUI CO HWY DIV			112,500			112,500	100.0 %
500 *	HIGHWAY ADMINISTRATION PROGRAM		0	112,500	0	0	112,500	100.0 %
Fund **	SPECIAL REVENUE FUND		8,284	111,773	5,603	0	114,454	95.3 %
Dept ***	Public Works		8,284	111,773	5,603	0	114,454	95.3 %
Transportation								
106908	FTA SEC5339 BUS/BUS FAC FORM			662,789			662,789	100.0 %
106909	FTA SEC5311 NON-URBANIZED			537,140		149,850	387,290	72.1 %
106915	FHWA MAUI MPO FY20 UPWP			350,000		7,813	342,187	97.8 %
146804	FTA PLANNING PROGRAM 5305 (e)		3,817				3,817	100.0 %
176908	FTA SEC5339 BUS/BUS FAC FORM		391,262			196,582	194,680	49.8 %
176909	FTA SEC5311 NON-URBANIZED		8,637				8,637	100.0 %
176911	FHWA MAUI METRO PLANNING ORG		142				142	100.0 %
186909	FTA SEC5311 NON-URBANIZED		196,928		28,690	156,779	11,459	5.8 %
186912	FHWA MAUI MPO FY18 UPWP		73,830		73,829		1	0.0 %
186913	SEC5307 URBANIZED AREA FORMULA		314				314	100.0 %
186914	FTA MAUI MPO FY18 UPWP		24,936		4,337	15,176	5,423	21.7 %
196913	SEC5307 URBANIZED AREA FORMULA		2,171,175			1,930,765	240,410	11.1 %
196914	FTA MAUI MPO FY19 UPWP		85,339		8,671	2,280	74,388	87.2 %
196915	FHWA MAUI MPO FY19 UPWP		387,619		118,476	11,258	257,885	66.5 %

County of Maui
Statement of Appropriations and Expenditures
Grant Programs
Fiscal Year Ending 6/30/2020 - as of 12/31/2019

Index * Program	** Fund	*** Department	Prior Year Encumbrance / Carryover	Amended Budget / Lapses	Year to Date Expended	Current Encumbrance 12/31/2019	Balance Available	% of Budget Available
650	* TRANSPORTATION		3,343,999	1,549,929	234,003	2,470,503	2,189,422	44.7 %
Fund	** SPECIAL REVENUE FUND		3,343,999	1,549,929	234,003	2,470,503	2,189,422	44.7 %
Dept	*** Transportation		3,343,999	1,549,929	234,003	2,470,503	2,189,422	44.7 %
Environmental Management								
106905	ELECTRONIC WASTE COLLECTION			160,000			160,000	100.0 %
545	* ENVIRONMENTAL PROTECT&SUBSTAIN		0	160,000	0	0	160,000	100.0 %
136038	W MAUI RECYCLED WTR SYSTEM EXP		671,000				671,000	100.0 %
146906	HYATT/W MAUI RECYCLED WATER		501,237				501,237	100.0 %
146907	STARWOOD/W MAUI RECYCLED WATER		1,863,840				1,863,840	100.0 %
196015	State of Hawaii DOH 604b Grant		114,800			114,800		0.0 %
550	* WASTEWATER ADMIN PROGRAM		3,150,877	0	0	114,800	3,036,077	96.4 %
Fund	** SPECIAL REVENUE FUND		3,150,877	160,000	0	114,800	3,196,077	96.5 %
Dept	*** Environmental Management		3,150,877	160,000	0	114,800	3,196,077	96.5 %
Grand Total			26,702,877	43,111,474	18,572,244	7,228,766	44,013,336	63.0 %

III. Expenditures

III.C. Revolving / Special Programs



County of Maui
Statement of Appropriations and Expenditures
Revolving / Special Programs
Fiscal Year Ending 6/30/2020 - as of 12/31/2019

Index * Program ** Fund *** Department	Prior Year Encumbrance / Carryover	Amended Budget / Lapses	Year to Date Expended	Current Encumbrance 12/31/2019	Balance Available	% of Budget Available
Office of the Mayor						
101400 OPEN SPACE/NAT&CULT RSRC/SCENC	8,466,460	2,550,000	13,020	6,980	10,996,460	99.8 %
101402 EMERGENCY FUND	27,453,633				27,453,633	100.0 %
101410 HAMAKUALOA COASTAL	28,543				28,543	100.0 %
101412 SEPT2016 FLOODING EVENT	4,369,356			85,459	4,283,897	98.0 %
101417 GRANT TO KE AO HALI`I		750,000		750,000		0.0 %
030 * OFFICE OF MAYOR ADMIN PROGRAM	40,317,992	3,300,000	13,020	842,439	42,762,533	98.0 %
101095 RECYCLING GRANT LOAN REVOLVING	127				127	100.0 %
101404 ECONOMIC DEVELOPMENT REVOLVING	20,000				20,000	100.0 %
101405 ECON DEV-UPTOWN SERVICE INC	170,000		(30,000)		200,000	117.6 %
040 * MAYOR ADMIN ECONOMIC DEV PRGMS	190,127	0	(30,000)	0	220,127	115.8 %
Fund ** SPECIAL REVENUE FUND	40,508,119	3,300,000	(16,980)	842,439	42,982,660	98.1 %
Dept *** Office of the Mayor	40,508,119	3,300,000	(16,980)	842,439	42,982,660	98.1 %
Management						
101413 EMPLOYEE PARKING FEES FUND	10,832	50,000			60,832	100.0 %
060 * MANAGEMENT PROGRAM	10,832	50,000	0	0	60,832	100.0 %
Fund ** SPECIAL REVENUE FUND	10,832	50,000	0	0	60,832	100.0 %
Dept *** Management	10,832	50,000	0	0	60,832	100.0 %
Finance						
101002 POST-EMPLOYMENT BENEFITS-OPEB	229,831				229,831	100.0 %
170 * COUNTY WIDE COSTS PROGRAM	229,831	0	0	0	229,831	100.0 %
Fund ** SPECIAL REVENUE FUND	229,831	0	0	0	229,831	100.0 %
Dept *** Finance	229,831	0	0	0	229,831	100.0 %
Police						
101060 ALARM SYSTEM REVOLVING FUND	179,240		6,787	688	171,765	95.8 %
101060B ALARM SYSTEM REVOLVING FUND	60,000	75,000	17,863		117,137	86.8 %
280 * UNIFORMED PATROL SERVICES PROG	239,240	75,000	24,650	688	288,902	91.9 %
Fund ** SPECIAL REVENUE FUND	239,240	75,000	24,650	688	288,902	91.9 %
Dept *** Police	239,240	75,000	24,650	688	288,902	91.9 %
Fire and Public Safety						

County of Maui
Statement of Appropriations and Expenditures
Revolving / Special Programs
Fiscal Year Ending 6/30/2020 - as of 12/31/2019

Index * Program	** Fund	*** Department	Prior Year Encumbrance / Carryover	Amended Budget / Lapses	Year to Date Expended	Current Encumbrance 12/31/2019	Balance Available	% of Budget Available
101075		FIRE PLAN REVIEW FEES	150,866				150,866	100.0 %
101075A		FIRE PLAN REVIEW FEES SALARIES	33,106	108,294	64,606		76,795	54.3 %
101075B		FIRE PLAN REVIEW FEES OPERTN	110,185	169,682	8,435		271,432	97.0 %
101075C		FIRE PLAN REVIEW FEES EQUIPMNT	12,268		12,138		130	1.1 %
250	*	FIRE PREVENTION PROGRAM	306,425	277,976	85,179	0	499,223	85.4 %
Fund	**	SPECIAL REVENUE FUND	306,425	277,976	85,179	0	499,223	85.4 %
Dept	***	Fire and Public Safety	306,425	277,976	85,179	0	499,223	85.4 %
Liquor Control								
101139		LIQUOR EDUCATION FUNDS	222,245	62,680	11,680	24,752	248,495	87.2 %
101139B		LIQUOR EDUCATION OPERATIONS	14,351				14,351	100.0 %
200	*	LIQUOR CONTROL GENERAL PROG	236,596	62,680	11,680	24,752	262,846	87.8 %
Fund	**	SPECIAL REVENUE FUND	236,596	62,680	11,680	24,752	262,846	87.8 %
Dept	***	Liquor Control	236,596	62,680	11,680	24,752	262,846	87.8 %
Housing and Human Concerns								
101025		ANIMAL MANAGEMENT REVOLVING	19,066	60,000		60,000	19,066	24.1 %
300	*	HSG & HUMAN CONCERNS ADM PROG	19,066	60,000	0	60,000	19,066	24.1 %
101001		AFFORDABLE HSG FUND-CW	16,677,810	17,192,506	10,109	20,400	33,839,808	99.9 %
101004		AFFORDABLE HSG FND-WEST MAUI	3,909,037				3,909,037	100.0 %
101013		AFFORDABLE HOUSING- KULAMALU	98,073				98,073	100.0 %
101016		LANAI AHP PHASE I	3,826,900			80,015	3,746,885	97.9 %
101020		AFFD'LE HSG HALE MAHAOLU EWALA	958,727		958,727			0.0 %
101022		NA HALE O MAUI KAHOMA PRJ	330,172			330,172		0.0 %
101030		HOUSING SEC.8 CERTIFICATE	5,735				5,735	100.0 %
101031		HABITAT FOR HM-KAHOMA PRJ	189,837		141,964	47,873		0.0 %
101032		RESIDENTIAL WRKFORCE BUY-BACK	478,378				478,378	100.0 %
101033		FIRST-TIME HOME BUYERS' 19	1,110,078		256,450	120,000	733,628	66.1 %
101035		FRONT ST APTS AHP FUNDS	250,000			250,000		0.0 %
101036		HALE MAHAOLU EWALU PH II		850,000	850,000			0.0 %
101038		KA HALE A KE OLA WS STRCASE		442,040		442,040		0.0 %
101040		KA HALE A KE OLA RNWL PH3		199,213	17,550	181,663		0.0 %
101055		HOUSING SEC.8 VOUCHER PROGRAM	17,755				17,755	100.0 %
101089		RENTAL HOUSING REVOLVING	52,775				52,775	100.0 %

County of Maui
Statement of Appropriations and Expenditures
Revolving / Special Programs
Fiscal Year Ending 6/30/2020 - as of 12/31/2019


Index * Program ** Fund *** Department	Prior Year Encumbrance / Carryover	Amended Budget / Lapses	Year to Date Expended	Current Encumbrance 12/31/2019	Balance Available	% of Budget Available
310 * HOUSING PROGRAM	27,905,277	18,683,759	2,234,800	1,472,163	42,882,074	92.0 %
101017 KAUNOA SR SVCS LEISURE PRG RF	413,254	236,581	26,622	2,176	621,036	95.6 %
101017A KAUNOA SR LEISURE SALARY		150,000	71,548		78,452	52.3 %
101017B KAUNOA SR LEISURE OPERATION		200,000	100,633	5,688	93,679	46.8 %
101246 MOLOKAI AG LOAN PROGRAM	172,160				172,160	100.0 %
320 * HUMAN CONCERNS PROGRAM	585,414	586,581	198,803	7,864	965,327	82.4 %
101024B MAUI HUMANE SOCIETY PRG	6,004			6,004		0.0 %
330 * ANIMAL MANAGMENT PROGRAM	6,004	0	0	6,004	0	0.0 %
Fund ** SPECIAL REVENUE FUND	28,515,761	19,330,340	2,433,603	1,546,031	43,866,467	91.7 %
Dept *** Housing and Human Concerns	28,515,761	19,330,340	2,433,603	1,546,031	43,866,467	91.7 %
Parks and Recreation						
101401 OCEAN RECREATIONAL ACTIVITY	494,208				494,208	100.0 %
340 * PARKS & REC ADMIN PROG	494,208	0	0	0	494,208	100.0 %
Fund ** SPECIAL REVENUE FUND	494,208	0	0	0	494,208	100.0 %
Dept *** Parks and Recreation	494,208	0	0	0	494,208	100.0 %
Public Works						
101116 HWY BEAUT TREE TRIMMING	126,569	316,288	103,699	2,200	336,958	76.1 %
450 * SPECIAL MAINTENANCE PROGRAM	126,569	316,288	103,699	2,200	336,958	76.1 %
101303 PLAN REVIEW REVOLVING LUCA	771,753			15,994	755,759	97.9 %
101303A PLAN REVIEW REVOLVING SAL	123,252	992,261	398,517		716,996	64.3 %
101303B PLAN REVIEW REVOLVING OP	248,669	537,200	140,887	100,470	544,512	69.3 %
101303C PLAN REVIEW REVOLVING EQ	150,349	215,000	8,393	61,766	295,190	80.8 %
101311 SUBDIVISION CONSTRN REVOLVING	21,958				21,958	100.0 %
460 * DEVELOPMENT SERVICES ADMINSTRN	1,315,981	1,744,461	547,797	178,230	2,334,415	76.3 %
Fund ** SPECIAL REVENUE FUND	1,442,550	2,060,749	651,496	180,430	2,671,373	76.3 %
Dept *** Public Works	1,442,550	2,060,749	651,496	180,430	2,671,373	76.3 %
Environmental Management						
101191B TEENS ON CALL PAIA BY PASS	868	10,000	5,861	4,994	13	0.1 %
101255A HWY BEAUT-ABAND VEH REV'G SAL	67,596	116,709	48,179		136,126	73.9 %
101255B HWY BEAUT-ABAND VEH REV'G OPR	139,708	1,413,712	594,713	805,402	153,305	9.9 %
542 * ENV PROTECTION & SUBSTAINABILI	208,172	1,540,421	648,753	810,396	289,444	16.6 %

County of Maui
Statement of Appropriations and Expenditures
Revolving / Special Programs
Fiscal Year Ending 6/30/2020 - as of 12/31/2019

Index * Program	** Fund	*** Department	Prior Year Encumbrance / Carryover	Amended Budget / Lapses	Year to Date Expended	Current Encumbrance 12/31/2019	Balance Available	% of Budget Available
101253		NASKA PUMP STATION	914				914	100.0 %
550	*	WASTEWATER ADMIN PROGRAM	914	0	0	0	914	100.0 %
Fund	**	SPECIAL REVENUE FUND	209,086	1,540,421	648,753	810,396	290,358	16.6 %
Dept	***	Environmental Management	209,086	1,540,421	648,753	810,396	290,358	16.6 %
Grand Total			72,192,648	26,697,166	3,838,381	3,404,736	91,646,700	92.7 %

IV. Capital Improvement Program by District

IV. Capital Improvements Program by District



County of Maui
Statement of Appropriations and Expenditures
Capital Improvement Program by District
Fiscal Year Ending 6/30/2020 - as of 12/31/2019

01	Hana						
	Index		Prior Year	Amended	Year	Current	Balance
	* Activity ** Program *** District		Encumbrance	Budget /	to Date	Encumbrance	Available
			/ Carryover	Lapses	Expended	12/31/2019	
							% of
							Budget
							Available
							%
							Available
389252	HANA HWY LANDSLIDE REPAIRS		973,020	(50,000)	865,517	57,503	0.0 %
389281	HANA HWY LANDSLIDE REPAIRS		19,287			19,287	0.0 %
98052	* HANA HWY LANDSLIDE RPRS POST42		992,307	(50,000)	865,517	76,790	0
389253	WAIOPAI BRIDGE REPAIRS		189,759			189,759	0.0 %
389282	WAIOPAI BRIDGE REPAIRS		19,674		12,527	7,147	0.0 %
98053	* WAIOPAI BRIDGE REPAIRS		209,433	0	12,527	196,906	0
390280	MAHALAWA BRDG REPLACEMENT		105,810		95,564	10,246	0.0 %
99194	* MAHALAWA BRIDGE REPLACEMENT		105,810	0	95,564	10,246	0
901	** Drainage		1,307,550	(50,000)	973,608	283,942	0
301245	OLD HANA SCH IMPROVEMENTS			92,864		92,864	0.0 %
90145	* OLD HANA SCHOOL IMPROVEMENTS		0	92,864	0	92,864	0
367298	NAHIKU COMMUNITY CENTER		36,267			36,267	0.0 %
96098	* NAHIKU COMMUNITY CENTER		36,267	0	0	36,267	0
903	** Government Facilities		36,267	92,864	0	129,131	0
301347	HANA-KEA-KAI PARKS SYSTEM			450,000		83,550	366,450
90147	* HANA-KEA-KAILUA PARKS IMPRV		0	450,000	0	83,550	366,450
301348	HANA PRK TENNIS/BBALL COURTS			120,000		120,000	0.0 %
90148	* HANA PARK TENNIS/BASKETBALL		0	120,000	0	120,000	0
356402	PA'ANI MAI PARK IMPROVM		106,561			106,561	0.0 %
95002	* PA'ANI MAI PARK IMPROVEMENTS		106,561	0	0	106,561	0
367101	HANA-KEANAE-KAILUA PARKS		33,135			33,135	0.0 %
96001	* HANA-KEA-KAILUA PARKS SYSTEM		33,135	0	0	33,135	0
378239	HELENE HALL IMPROVEMENTS		38,447			38,447	0.0 %
97039	* HELENE HALL IMPROVEMENTS		38,447	0	0	38,447	0
389230	HELENE HALL IMPROVEMENTS		12,245		1,835	10,410	0.0 %

County of Maui
Statement of Appropriations and Expenditures
Capital Improvement Program by District
Fiscal Year Ending 6/30/2020 - as of 12/31/2019

01	Hana	Prior Year	Amended	Year	Current	Balance	% of
	Index	Encumbrance	Budget /	to Date	Encumbrance	Available	Budget
	* Activity ** Program *** District	/ Carryover	Lapses	Expended	12/31/2019		Available
389280	HELENE HALL IMPROVEMENTS	360,661		9,011	351,650		0.0 %
98030	* HELENE HALL IMPROVEMENTS	372,906	0	10,846	362,060	0	0.0 %
390041	HANA-KEA-LAI PARKS SYSTEM	673,956		1,684	672,272		0.0 %
99146	* HANA-KEANAE-KAILUA PRKS SYSTEM	673,956	0	1,684	672,272	0	0.0 %
904	** Parks and Recreation	1,225,005	570,000	12,530	1,416,025	366,450	20.4 %
529560	KAUPO WATER TANK IMPRVMTS	419,855	(107,008)	312,847			0.0 %
99003	* KAUPO Water TANK	419,855	(107,008)	312,847	0	0	0.0 %
905	** WATER SUPPLY	419,855	(107,008)	312,847	0	0	0.0 %
301291	KOUKOUAI BRIDGE REPLACEMENT		50	50			0.0 %
90191	* KOUKOUAI BRIDGE REPLACEMENT	0	50	50	0	0	0.0 %
301392	KALEPA ROCKFALL REPAIRS		350,000		200,500	149,500	42.7 %
90192	* KALEPA ROCKFALL REPAIRS	0	350,000	0	200,500	149,500	42.7 %
317003	HANA DISTRICT RD RESURFACING	8,441			8,441		0.0 %
91000	* FY 2001 CIP projects	8,441	0	0	8,441	0	0.0 %
378279	KOUKOUAI BRIDGE REHAB	381,783		74,179	307,604		0.0 %
97079	* KOUKOUAI BRIDGE REHABILITATION	381,783	0	74,179	307,604	0	0.0 %
378381	ROCKFALL/EMBKMNT ASSESSMNT	8,106		8,106			0.0 %
97081	* ROCKFALL/EMBANKMNT ASSESSMNT	8,106	0	8,106	0	0	0.0 %
389254	KEANAE RD SAFETY IMPRV	155,473			155,473		0.0 %
389274	KEANAE RD SAFETY IMPRV	823,100			823,100		0.0 %
98054	* KEANAE RD SAFETY IMPROVEMENTS	978,573	0	0	978,573	0	0.0 %
389755	LELEKEA BRIDGE REPLACEMENT	34,511			34,511		0.0 %
98055	* LELEKEA BRIDGE REPLACEMENT	34,511	0	0	34,511	0	0.0 %
390022	KEANAE ROAD SAFETY IMPROVEMENT	2,000,000			2,000,000		0.0 %

County of Maui
Statement of Appropriations and Expenditures
Capital Improvement Program by District
Fiscal Year Ending 6/30/2020 - as of 12/31/2019

01	Hana		Prior Year	Amended	Year	Current	Balance	% of
	Index		Encumbrance	Budget /	to Date	Encumbrance	Available	Budget
	* Activity ** Program *** District		/ Carryover	Lapses	Expended	12/31/2019		Available
99099	* State/Fed/Private 99/09/19		2,000,000	0	0	2,000,000	0	0.0 %
390281	KALEPA REVETMENT/SEAWALL REP		461,872			461,872		0.0 %
99195	* KALEPA REVETMENT/SW REPAIRS		461,872	0	0	461,872	0	0.0 %
390282	MAKA'AKAE RD RESURFACING		494,160		180	493,980		0.0 %
99196	* MAKA'ALAE ROAD RESURFACING		494,160	0	180	493,980	0	0.0 %
390083	KALEPA ROCKFALL REPAIRS		150,000		21,779	128,221		0.0 %
99197	* KALEPA ROCKFALL REPAIRS		150,000	0	21,779	128,221	0	0.0 %
907	** Roads		4,517,446	350,050	104,294	4,613,702	149,500	3.1 %
389704	HANA LF MAKAI BERM WASTE RMVL		2,896		2,520	376		0.0 %
98004	* HANA LDFILL MAKAI BW REMOVAL		2,896	0	2,520	376	0	0.0 %
390208	HANA LF MAKAI BERM WASTE RMVL		180,338		180,338			0.0 %
99113	* HANA LDFILL MAKAI BW REMOVAL		180,338	0	180,338	0	0	0.0 %
908	** Solid Waste Facilities		183,234	0	182,858	376	0	0.0 %
390009	HELENE HALL SEPTIC IMPRV		245,000		32,682	212,318		0.0 %
99114	* HELENE HALL SEPTIC SYSTEM IMPR		245,000	0	32,682	212,318	0	0.0 %
909	** Wastewater Facilities		245,000	0	32,682	212,318	0	0.0 %
District ***	Hana		7,934,357	855,906	1,618,819	6,655,494	515,950	5.9 %

County of Maui
Statement of Appropriations and Expenditures
Capital Improvement Program by District
Fiscal Year Ending 6/30/2020 - as of 12/31/2019

02	Paia-Haiku	Prior Year Encumbrance / Carryover	Amended Budget / Lapses	Year to Date Expended	Current Encumbrance 12/31/2019	Balance Available	% of Budget Available
	Index * Activity ** Program *** District						
390008	EMERGENCY RPR PU'U WAY	2,724,376		228,163	49,256	2,446,956	89.8 %
99008	* PU'U WAY HAIKU	2,724,376	0	228,163	49,256	2,446,956	89.8 %
901	** Drainage	2,724,376	0	228,163	49,256	2,446,956	89.8 %
301362	PAIA-HAIKU PARKS SYSTEM		260,000			260,000	100.0 %
90162	* PAIA-HAIKU PARKS SYSTEM	0	260,000	0	0	260,000	100.0 %
301363	HAIKU PARK RESTROOM		510,000		109,349	400,651	78.6 %
90163	* HAIKU PARKS RESTROOM	0	510,000	0	109,349	400,651	78.6 %
378254	PAIA-HAIKU PARKS SYSTEM	64,314		13,382	50,932		0.0 %
378353	PAIA-HAIKU PARKS SYSTEM	12,409			12,409		0.0 %
97053	* PAIA-HAIKU PARKS SYSTEM	76,723	0	13,382	63,341	0	0.0 %
389238	PAIA-HAIKU PARKS SYSTEM	4,649			4,649		0.0 %
389272	PAIA-HAIKU PARKS SYSTEM	574,689			574,689		0.0 %
389438	PAIA-HAIKU PARKS SYSTEM	50,118			50,118		0.0 %
98038	* PAIA-HAIKU PARKS SYSTEM	629,456	0	0	629,456	0	0.0 %
390257	ALFRED BOTEILHO, SR. GYM IMP	19,906			19,906		0.0 %
99172	* ALFRED F. BOTEILHO, SR GYM IMP	19,906	0	0	19,906	0	0.0 %
390058	PAIA-HAIKU PARKS SYSTEM	50,000	(17,362)	2,200	30,438		0.0 %
390253	PAIA-HAIKU PARKS SYSTEM	904,736		52,358	852,378		0.0 %
99173	* PAIA-HAIKU PARKS SYSTEM	954,736	(17,362)	54,558	882,816	0	0.0 %
904	** Parks and Recreation	1,680,821	752,638	67,940	1,704,868	660,651	27.1 %
301279	KAUPAKALUA RD PVMNT RECON		731,166	8,006	723,160		0.0 %
90199	* KAUPAKALUA RD PVMNT RECONSTRN	0	731,166	8,006	723,160	0	0.0 %
301400	HAIKU RD GUARDRAIL/SHLDR IMPR		200,000		200,000		0.0 %
90200	* HAIKU RD GUARDRAIL/SHLDR IMPRV	0	200,000	0	200,000	0	0.0 %
367235	NORTH SHORE GREENWAY	4,177			4,177		0.0 %

County of Maui
Statement of Appropriations and Expenditures
Capital Improvement Program by District
Fiscal Year Ending 6/30/2020 - as of 12/31/2019

02	Paia-Haiku		Prior Year Encumbrance / Carryover	Amended Budget / Lapses	Year to Date Expended	Current Encumbrance 12/31/2019	Balance Available	% of Budget Available
	Index * Activity ** Program *** District							
96035	* NORTH SHORE GREENWAY		4,177	0	0	4,177	0	0.0 %
378393	KAUPAKALUA PVMNT RECONST		52,020		28,260	23,760		0.0 %
97093	* KAUPAKALUA RD PAVEMNT RECONS		52,020	0	28,260	23,760	0	0.0 %
378394	PAUWELA RD SIDEWK REPAIRS		1,454			1,454		0.0 %
97094	* PAUWELA RD SIDEWALK REPAIRS		1,454	0	0	1,454	0	0.0 %
389259	KAUPAKALUA RD PVMNT RECONST		17,040			17,040		0.0 %
389275	KAUPAKALUA RD PVMNT RECONST		1,502,376		53,061	1,449,315		0.0 %
98059	* KAUPAKALUA RD PAVEMNT RECONST		1,519,416	0	53,061	1,466,355	0	0.0 %
389260	NORTH SHORE GREENWAY PRJ		68,760			68,760		0.0 %
389276	NORTH SHORE GREENWAY PRJ		142,190		64,041	78,148		0.0 %
98060	* NORTH SHORE GREENWAY PROJECT		210,950	0	64,041	146,908	0	0.0 %
389025	N SHORE GREENWAY PHASE 4		928,347	166,232	263,324	651,502	179,753	16.4 %
98099	* FY98/08/18 ST/FED/PVT		928,347	166,232	263,324	651,502	179,753	16.4 %
390092	HAIKU RD GUARDRAIL/SHLDR IMPR		300,000	(27,780)	5,972	266,248		0.0 %
99206	* HAIKU RD GUARDRAIL/SHOULD IMPR		300,000	(27,780)	5,972	266,248	0	0.0 %
390093	HOLOMUA RD IMP (OLD MHS-BALD)		450,000	(450,000)				-
99207	* HOLOMUA RD IMP (OLD MAUI HIGH)		450,000	(450,000)	0	0	0	- -
907	** Roads		3,466,364	619,618	422,664	3,483,564	179,753	4.4 %
301311	KUAU NO.3 FM REPLACEMENT			630,000		449,032	180,968	28.7 %
90111	* KUAU No.3 FM REPLACEMENT		0	630,000	0	449,032	180,968	28.7 %
301312	KUAU NO.4 FM REPLACEMENT			540,000			540,000	100.0 %
90112	* KUAU No.4 FM REPLACEMENT		0	540,000	0	0	540,000	100.0 %
389710	KUAU #3 FM REPLACEMENT		12,640		9,710	2,930		0.0 %
98010	* KUAU NO.3 FORCE MAIN REPLCMNT		12,640	0	9,710	2,930	0	0.0 %
390017	KUAU NO.1 FM REPLACEMENT		50,000		34,731	15,269		0.0 %

County of Maui
Statement of Appropriations and Expenditures
Capital Improvement Program by District
Fiscal Year Ending 6/30/2020 - as of 12/31/2019

02	Paia-Haiku	Prior Year Encumbrance / Carryover	Amended Budget / Lapses	Year to Date Expended	Current Encumbrance 12/31/2019	Balance Available	% of Budget Available
Index	* Activity ** Program *** District						
99122	* KUAU NO.1 FM REPLACEMENT	50,000	0	34,731	15,269	0	0.0 %
390018	KUAU NO.2 FM REPLACEMENT	50,000		22,143	27,857		0.0 %
99123	* KUAU NO.2 FM REPLACEMENT	50,000	0	22,143	27,857	0	0.0 %
909	** Wastewater Facilities	112,640	1,170,000	66,584	495,088	720,968	56.2 %
District	*** Paia-Haiku	<u>7,984,201</u>	<u>2,542,256</u>	<u>785,351</u>	<u>5,732,776</u>	<u>4,008,328</u>	<u>38.1 %</u>

County of Maui
Statement of Appropriations and Expenditures
Capital Improvement Program by District
Fiscal Year Ending 6/30/2020 - as of 12/31/2019

03	Makawao-Pukalani-Kula	Prior Year Encumbrance / Carryover	Amended Budget / Lapses	Year to Date Expended	Current Encumbrance 12/31/2019	Balance Available	% of Budget Available
Index	* Activity ** Program *** District						
378287	DITCH IMPRV WAIPOLI RD	567,509		94,795	472,714		0.0 %
379239	DITCH IMPRV WAIPOLI RD	232,491			232,491		0.0 %
97087	* DITCH IMPR AT WAIPOLI RD	800,000	0	94,795	705,205	0	0.0 %
389257	DITCH IMPRV AT WAIPOLI RD	798,089			798,089		0.0 %
98057	* DITCH IMPRV - WAIPOLI RD	798,089	0	0	798,089	0	0.0 %
389258	HIOLANI ST DRAINAGE IMPRV	900,000			900,000		0.0 %
98058	* HIOLANI ST DRAINAGE IMPRVMNT	900,000	0	0	900,000	0	0.0 %
901	** Drainage	2,498,089	0	94,795	2,403,294	0	0.0 %
301356	MAK-PU-KULA-ULU PARKS SYSTEM		175,000			175,000	100.0 %
90156	* MAK-PUK-KULA-ULU PARKS SYSTEM	0	175,000	0	0	175,000	100.0 %
301357	HANNIVAL TAVARES CC IMPRV		1,000,000		410,565	589,435	58.9 %
90157	* H TAVARES COM'TY CTR IMPRV	0	1,000,000	0	410,565	589,435	58.9 %
301358	KULA PARK PLAYGROUND		850,000		730,939	119,061	14.0 %
301359	KULA PARK PLAYGROUND		138,650			138,650	100.0 %
90158	* KULA PARK PLAYGROUND	0	988,650	0	730,939	257,711	26.1 %
356406	PUK-KULA-ULUPALAKUA PARKS	23,942		9,864	14,078		0.0 %
95006	* PUKA-KULA-ULUPALAKUA PARKS	23,942	0	9,864	14,078	0	0.0 %
367103	MAK-PUK-KULA ULU PARKS	78,122		16,659	61,462		0.0 %
96003	* MAKAWAO-PUK-K-U PARKS SYSTEM	78,122	0	16,659	61,462	0	0.0 %
389270	MAK-PU-KULA-ULU PARKS SYSTEM	145,770		145,770			0.0 %
389735	MAK-PU-KULA-ULU PARKS SYSTEM	5,692			5,692		0.0 %
98035	* MAK-PUK-KU-ULUP PARKS SYSTEM	151,462	0	145,770	5,692	0	0.0 %
390250	WAIAKOA GYM IMPRVMNTS	83,256	3,000	57,463	28,793		0.0 %
99165	* WAIAKOA GYM IMPROVEMENTS	83,256	3,000	57,463	28,793	0	0.0 %
390051	MAK-PU-KULA-ULU PARKS SYSTEM	66,772	(9,923)	32,349	24,500		0.0 %

County of Maui
Statement of Appropriations and Expenditures
Capital Improvement Program by District
Fiscal Year Ending 6/30/2020 - as of 12/31/2019

03	Makawao-Pukalani-Kula	Prior Year Encumbrance / Carryover	Amended Budget / Lapses	Year to Date Expended	Current Encumbrance 12/31/2019	Balance Available	% of Budget Available
Index	* Activity ** Program *** District						
99166	* MAK-PUK-KU-ULUP PARKS SYSTEM	66,772	(9,923)	32,349	24,500	0	0.0 %
390052	HANNIBAL TAVARES COMM CTR IMP	997,000	(2,793)	340,687	653,520		0.0 %
99167	* HANNIBAL TAVARES COMM CTR IMPR	997,000	(2,793)	340,687	653,520	0	0.0 %
390053	KULA PARK PLAYGROUND	30,263		1,690	28,573		0.0 %
99168	* KULA PARK PLAYGROUND	30,263	0	1,690	28,573	0	0.0 %
390054	UPCOUNTRY SKATE PARK	13,250	(13,250)				-
99169	* UPCOUNTRY SKATE PARK	13,250	(13,250)	0	0	0	- -
390055	PICKLEBALL COURTS EDDIE TAM PK	40,000	(40,000)				-
99170	* PICKLEBALL COURTS AT ET MEM PA	40,000	(40,000)	0	0	0	- -
904	** Parks and Recreation	1,484,067	2,100,684	604,482	1,958,122	1,022,146	28.5 %
520930	POOKELA WELL B(DEVOPMENT)		500,000			500,000	100.0 %
90223	* POOKELA WELL B (DEVT PHASE)	0	500,000	0	0	500,000	100.0 %
541160	KAMAOLE TANK REPLACE-DESIGN	1,781			1,781		0.0 %
541170	PHASE 10 PUMP UPGRADES-DESIGN	51,323			51,323		0.0 %
91058	* Mak/Puk/Kula distrbtn sys impr	53,104	0	0	53,104	0	0.0 %
524750	MAK-PUK-KULA DIST SYST IMPRV	15,904		5,796	10,108		0.0 %
94090	* MAKA-PUKA-KULA DIST SYSTEM IMP	15,904	0	5,796	10,108	0	0.0 %
526020	SOURCE, TRANSMISSION&STORAGE	29,051			28,127	924	3.2 %
96076	* SOURCE, TRANSMISSION&STORAGE	29,051	0	0	28,127	924	3.2 %
537010	POOKELA WELL#2 EXPLORATORY	145,500		125,500	20,000		0.0 %
97112	* POOKELA WELL #2 EXPLORATORY	145,500	0	125,500	20,000	0	0.0 %
547020	UPCOUNTRY RELIABLE CAPACITY	284,167		162,881	121,285		0.0 %
97113	* UPCOUNTRY RELIABLE CAPACITY	284,167	0	162,881	121,285	0	0.0 %
529020	UPCOUNTRY RELIABLE CAPACITY	149,921		104,945	44,976		0.0 %

County of Maui
Statement of Appropriations and Expenditures
Capital Improvement Program by District
Fiscal Year Ending 6/30/2020 - as of 12/31/2019

03	Makawao-Pukalani-Kula	Prior Year Encumbrance / Carryover	Amended Budget / Lapses	Year to Date Expended	Current Encumbrance 12/31/2019	Balance Available	% of Budget Available
Index	* Activity ** Program *** District						
98083	* UPCOUNTRY RELIABLE CAP - DWS	149,921	0	104,945	44,976	0	0.0 %
549030	KAMOLE WATER TREATMENT PLANT	1,500,000	(1,500,000)				-
99223	* KAMOLE WATER TREATMENT PLANT	1,500,000	(1,500,000)	0	0	0	- -
529520	PH10 BOOSTER PUMP IMPROVMENTTS	4,200,000			4,200,000		0.0 %
549040	PH10 BOOSTER PUMP IMPROVEMENTS	2,800,000			2,800,000		0.0 %
99224	* PHASE 10 BOOSTER PUMP IMPR	7,000,000	0	0	7,000,000	0	0.0 %
539070	POOKELA WELL B	4,000,000	(995,363)		3,004,637		0.0 %
99225	* POOKELA WELL B	4,000,000	(995,363)	0	3,004,637	0	0.0 %
905	** WATER SUPPLY	13,177,647	(1,995,363)	399,122	10,282,237	500,924	4.5 %
301297	PUKALANI TERRACE SDV PVMT		7,287	6,487	800		0.0 %
90197	* PUKALANI TERRACE SUBDIV PVMNT	0	7,287	6,487	800	0	0.0 %
301298	IOLANI/LOHA/MAKANI RD PVMNT RH		400,000	248,852	151,148		0.0 %
90198	* IOLANI/LOHA/MAKANI RD PVMNT RH	0	400,000	248,852	151,148	0	0.0 %
345274	HALEAKALA HWY INTERSECT IMPR	22,961		8,200	14,761		0.0 %
94040	* HALEAKALA HWY INTERSEC/MAKAWA	22,961	0	8,200	14,761	0	0.0 %
345403	BALDWIN AVE RESURFACING	2,502			2,501	1	0.0 %
345410	HALEAKALA HWY INTERSEC IMPR	1,250,000			525,209	724,791	58.0 %
94099	* State/Fed/Private FY94/04/2014	1,252,502	0	0	527,710	724,792	57.9 %
356223	KOKOMO RD PAVEMENT RECON	45,550			45,550		0.0 %
95038	* KOKOMO RD PAVEMENT RECONSTRCT	45,550	0	0	45,550	0	0.0 %
367010	MAK/MAKANI ROAD IMPROVEMENTS	312,404		50,000	262,404		0.0 %
96000	* FY2006/1996 CIP Projects	312,404	0	50,000	262,404	0	0.0 %
367118	HALEAKALA HWY INTER IMP	500,000		15,094	484,906		0.0 %
96018	* HALEAKALA HWY @ MAKAWAO AVE	500,000	0	15,094	484,906	0	0.0 %
367238	BALDWIN AVE RESURF PH2	78,598	(73,716)	4,881			0.0 %

County of Maui
Statement of Appropriations and Expenditures
Capital Improvement Program by District
Fiscal Year Ending 6/30/2020 - as of 12/31/2019

03	Makawao-Pukalani-Kula	Prior Year Encumbrance / Carryover	Amended Budget / Lapses	Year to Date Expended	Current Encumbrance 12/31/2019	Balance Available	% of Budget Available
Index	* Activity ** Program *** District						
96038	* BALDWIN AVE RESURF PH2	78,598	(73,716)	4,881	0	0	0.0 %
378389	KOKOMO/MAK AVE PAVEMNT RECONST	244,487		100,947	143,540		0.0 %
97089	* KOKOMO/MAK AVE PAVEMNT RECON	244,487	0	100,947	143,540	0	0.0 %
376740	KOKOMO RD/MAK AVE PVMNT PH2	750,058	333,940	860,620	154,440	68,938	6.4 %
97099	* State/Fed/PVT FY96 FY06 FY16	750,058	333,940	860,620	154,440	68,938	6.4 %
389020	KAUPAKALUA RD PAVEMENT RECONS	4,515,849	(387,709)	1,711	4,098,375	28,053	0.7 %
98099	* FY98/08/18 ST/FED/PVT	4,515,849	(387,709)	1,711	4,098,375	28,053	0.7 %
390088	PUKALANI TERRACE SDV PAVE RECO	984,311	(157)	1,451	982,702		0.0 %
99202	* PUK TERRACE SUB PAVE RECONST	984,311	(157)	1,451	982,702	0	0.0 %
390089	OLD HAL HWY DW (MAK AVE-PUK ST	977,500	(709,375)	100,904	167,221		0.0 %
99203	* OLD HAL HWY SDW MAK AVE TO PUK	977,500	(709,375)	100,904	167,221	0	0.0 %
907	** Roads	9,684,220	(429,730)	1,399,147	7,033,557	821,783	8.9 %
District	*** Makawao-Pukalani-Kula	26,844,023	(324,409)	2,497,546	21,677,210	2,344,853	8.8 %

County of Maui
Statement of Appropriations and Expenditures
Capital Improvement Program by District
Fiscal Year Ending 6/30/2020 - as of 12/31/2019

04	Wailuku-Kahului	Prior Year Encumbrance / Carryover	Amended Budget / Lapses	Year to Date Expended	Current Encumbrance 12/31/2019	Balance Available	% of Budget Available
Index	* Activity ** Program *** District						
301246	CERTIFICATION OF LEVEES NO.27		377,435		377,435		0.0 %
90206	* CERT LEVEES/ADDL WORK #27	0	377,435	0	377,435	0	0.0 %
389261	CENTRAL MAUI DRAINAGE REPAIRS	138,797			138,797		0.0 %
389277	CENTRAL MAUI DRAINAGE REPAIRS	127,699			127,699		0.0 %
98061	* CENTRAL MAUI DRAINLINE REPAIRS	266,496	0	0	266,496	0	0.0 %
389263	WAIEHU DRAINLINE REPAIRS	28,414			28,414		0.0 %
389278	KAHULUI DRAINLINE REPAIRS	940,247		406,026	534,221		0.0 %
98062	* KAHULUI DRAINLINE REPAIRS	968,661	0	406,026	562,635	0	0.0 %
390294	CENTRAL MAUI DRAINAGE REPAIRS	1,340,678		678,065	662,613		0.0 %
99208	* CENTRAL MAUI DRAINLINE REPAIRS	1,340,678	0	678,065	662,613	0	0.0 %
390295	CENTRAL MAUI DRAINAGE ASSESS	700,000		413,477	286,523		0.0 %
99209	* CENTRLA MAUI DRNLIN RPR ASSESS	700,000	0	413,477	286,523	0	0.0 %
390296	HAUOLI ST DRAINAGE BAS/OUT REP	275,505		275,505			0.0 %
99210	* HAUOLI STREET DRNG BASIN RPR	275,505	0	275,505	0	0	0.0 %
390297	IA STREAM BANK STABIL @ MY	483,290		35,143	448,147		0.0 %
99211	* IAO STREAM BANK STABILIZATION	483,290	0	35,143	448,147	0	0.0 %
901	** Drainage	4,034,630	377,435	1,808,216	2,603,849	0	0.0 %
390021	KAHULUI CIVIC CTR/CM TRANSIT	2,500,000				2,500,000	100.0 %
99099	* State/Fed/Private 99/09/19	2,500,000	0	0	0	2,500,000	100.0 %
390034	DATA CENTER AC REPLACEMENT	250,000	(201,042)	44,062	4,896		0.0 %
99139	* DATA CENTER A/C REPLACMENT	250,000	(201,042)	44,062	4,896	0	0.0 %
902	** Other Projects	2,750,000	(201,042)	44,062	4,896	2,500,000	98.1 %
301338	KAHULUI FIRE STN APPARATUS SHL		50,000			50,000	100.0 %
90137	* KAHULUI FIRE STN APPARATUS SHL	0	50,000	0	0	50,000	100.0 %
301340	NEW COUNTY SVC CENTER		382,411	37,436	58,708	286,267	74.9 %

County of Maui
Statement of Appropriations and Expenditures
Capital Improvement Program by District
Fiscal Year Ending 6/30/2020 - as of 12/31/2019

04	Wailuku-Kahului						
	Index	Prior Year	Amended	Year	Current	Balance	% of
	* Activity ** Program *** District	Encumbrance	Budget /	to Date	Encumbrance	Available	Budget
		/ Carryover	Lapses	Expended	12/31/2019		Available
90139	* NEW COUNTY SERVICE CENTER	0	382,411	37,436	58,708	286,267	74.9 %
301377	WAILUKU POLICE STN IMPRV		110,000			110,000	100.0 %
90176	* WAILUKU POLICE STN IMPRVMNT	0	110,000	0	0	110,000	100.0 %
301210	EMERGENCY MGT OFFICE RENOVTN		65,515			65,515	100.0 %
90201	* EMERGENCY MGT OFFICE RENOVTN	0	65,515	0	0	65,515	100.0 %
301244	KALANA PAKUI BLDG AC RPLCMNT		523,450		523,450		0.0 %
90204	* KALANA PAKUI BLDG AC REPLCMNT	0	523,450	0	523,450	0	0.0 %
301405	WAILUKU BASEYARD WASH RACK		150,000			150,000	100.0 %
90205	* WAILUKU BASEYARD WASH RACK	0	150,000	0	0	150,000	100.0 %
367104	WAILUKU REDEV'T MUNI PRKG LOT	4,120			4,120		0.0 %
96004	* WAI REDEV MUNI PRK'G LOT EXP	4,120	0	0	4,120	0	0.0 %
378366	WAI REDEV'T MUNI PRKG LOT EXP	763,628		189,793	573,835		0.0 %
97066	* WAI REDEV'T MUNI PARK'G LOT EX	763,628	0	189,793	573,835	0	0.0 %
389226	NEW COUNTY SERVICE CENTER	15,461,075		6,791,419	8,669,656		0.0 %
389269	NEW COUNTY SERVICE CENTER	1,811,044		546,627	1,264,417		0.0 %
98026	* NEW COUNTY SERVICE CENTER	17,272,119	0	7,338,046	9,934,073	0	0.0 %
389744	WAILUKU REDEV'T MUNI PRKG LOT	2,093,547		62,523	2,031,024		0.0 %
98044	* WAI REDV'T MUNI PARK'G LOT EXP	2,093,547	0	62,523	2,031,024	0	0.0 %
390235	WAILUKU CIVIC COMPLEX	41,430,026		101,579	41,328,449	(2)	(0)%
390935	WAILUKU CIVIC COMPLEX	2,195,000			2,195,000		0.0 %
99140	* WAILUKU CIVIC COMPLEX	43,625,026	0	101,579	43,523,449	(2)	(0)%
390206	CENTRAL MAUI TRANSIT HUB	483,851		140,383	343,468		0.0 %
99220	* CENTRAL MAUI TRANSIT HUB	483,851	0	140,383	343,468	0	0.0 %
903	** Government Facilities	64,242,291	1,281,376	7,869,760	56,992,127	661,780	1.0 %
301264	WM COMPLEX PAVING IMPROVEMENTS		1,760,274		1,760,274		0.0 %

County of Maui
Statement of Appropriations and Expenditures
Capital Improvement Program by District
Fiscal Year Ending 6/30/2020 - as of 12/31/2019

04	Wailuku-Kahului							
	Index		Prior Year	Amended	Year	Current	Balance	
	* Activity ** Program *** District		Encumbrance	Budget /	to Date	Encumbrance	Available	
			/ Carryover	Lapses	Expended	12/31/2019		
							% of	
							Budget	
							Available	
							Available	
90164	* WAR MEMORIAL COMPLX PVG IMPRV		0	1,760,274	0	1,760,274	0	0.0 %
301265	CM REG'L SPRTS CMLPX MAINT			24,934		24,934		0.0 %
90165	* CM REGIONAL SPORTS COMPLEX		0	24,934	0	24,934	0	0.0 %
301366	KEPANIWAI HERITAG GARDENS IMPR			300,000		45,340	254,660	84.9 %
90166	* KEPANIWAI HERITAGE GARDENS		0	300,000	0	45,340	254,660	84.9 %
301367	CENTRAL MAUI PARKS SYSTEM			600,000		196,021	403,979	67.3 %
90167	* CENTRAL MAUI PARKS SYSTEM		0	600,000	0	196,021	403,979	67.3 %
301368	KANAHA BCH PRK MP IMPRVMNT			250,000			250,000	100.0 %
90168	* KANAHA BCH PARK MP IMPRV		0	250,000	0	0	250,000	100.0 %
301369	WAIKAPU CC BBALL CT IMPRV			175,000	8,348	19,939	146,714	83.8 %
90169	* WAIKAPU COM'TY CTR BBALL CRT		0	175,000	8,348	19,939	146,714	83.8 %
301370	WAR MEMORIAL GYM BLDG IMPRV			250,000		217,442	32,558	13.0 %
90170	* WAR MEMORIAL GYM BLDG IMPRV		0	250,000	0	217,442	32,558	13.0 %
301371	WAR MEMORIAL FB STD REHAB			100,000			100,000	100.0 %
90171	* WAR MEMORIAL FB STADIUM REHAB		0	100,000	0	0	100,000	100.0 %
301372	CENTRAL MAUI REGIONAL PARK			500,000			500,000	100.0 %
90172	* CENTRAL MAUI REGIONAL PARK		0	500,000	0	0	500,000	100.0 %
301373	WAIIEHU GOLF COURSE WW IMPRV			75,000			75,000	100.0 %
90173	* WAIIEHU GC WW IMPROVEMENTS		0	75,000	0	0	75,000	100.0 %
345311	WM COMPLEX PAVING IMPROVEMENTS		15,278			15,278		0.0 %
94011	* WM COMPLEX PAVING IMPROVEMENTS		15,278	0	0	15,278	0	0.0 %
367105	CENTRAL MAUI PARKS SYSTEM		54,778			54,778		0.0 %
96005	* CENTRL MAUI PARKS SYSTEM		54,778	0	0	54,778	0	0.0 %
367106	KEPANIWAI HERITAGE GARDENS		29,113		2,000	27,113		0.0 %

County of Maui
Statement of Appropriations and Expenditures
Capital Improvement Program by District
Fiscal Year Ending 6/30/2020 - as of 12/31/2019

04	Wailuku-Kahului	Prior Year Encumbrance / Carryover	Amended Budget / Lapses	Year to Date Expended	Current Encumbrance 12/31/2019	Balance Available	% of Budget Available
Index	* Activity ** Program *** District						
96006	* KEPANIWAI HERITAGE GARDENS	29,113	0	2,000	27,113	0	0.0 %
378256	CENTRAL MAUI PARKS SYSTEM	27,299		4,298	23,002		0.0 %
97055	* CENTRAL MAUI PARKS SYSTEM	27,299	0	4,298	23,002	0	0.0 %
378257	WAIEHU GC STARTER BOOTH/RESTO	158,335		34,200	124,135		0.0 %
97057	* WAIEHU GC STARTER BOOTH/RESTAU	158,335	0	34,200	124,135	0	0.0 %
378258	WAIEHU GC WWTR IMPR	33,100		10,050	23,050		0.0 %
97058	* WAIEHU GC WW IMPROVEMENTS	33,100	0	10,050	23,050	0	0.0 %
378260	WAIKAPU CC EXPANSION	17,869			17,869		0.0 %
97060	* WAIKAPU COMTY CTR EXPANSION	17,869	0	0	17,869	0	0.0 %
378262	WM COMPLEX PAVING IMPRV	54,932		54,932			0.0 %
97062	* WM COMPLEX PAVING IMPRVMNTS	54,932	0	54,932	0	0	0.0 %
389739	WAR MEMORIAL GYM BLDG IMPRV	198,401			198,401		0.0 %
98039	* WM GYM BLDG IMPROVEMENTS	198,401	0	0	198,401	0	0.0 %
389740	CENTRAL MAUI PARKS SYSTEM	339,876		158,293	181,583		0.0 %
98040	* CENTRAL MAUI PARKS SYSTEM	339,876	0	158,293	181,583	0	0.0 %
389742	NEW KAHULUI COM'TY CTR	215,653			215,653		0.0 %
98042	* NEW KAHULUI COMMUNITY CENTER	215,653	0	0	215,653	0	0.0 %
389268	WAIKAPU COM'TY CTR EXPANSION	1,488,030			1,488,030		0.0 %
98068	* WAIKAPU COM'TY CTR EXPANSION	1,488,030	0	0	1,488,030	0	0.0 %
390863	WAILUKU HEIGHTS EXT COM'TY ASS	5,000			5,000		0.0 %
99099	* State/Fed/Private 99/09/19	5,000	0	0	5,000	0	0.0 %
390259	WM COMPLEX PAVING IMPROVEMENTS	482,394		24,638	457,756		0.0 %
99174	* WM COMPLEX PAVING IMPRVMNTS	482,394	0	24,638	457,756	0	0.0 %
390061	KEPANIWAI HERITAG GARDENS IMPR	328,664	(4,070)	267,000	57,594		0.0 %
390862	WAILUKU HEIGHTS PARK	142,740		26,840	115,900		0.0 %

County of Maui
Statement of Appropriations and Expenditures
Capital Improvement Program by District
Fiscal Year Ending 6/30/2020 - as of 12/31/2019

04	Wailuku-Kahului	Prior Year Encumbrance / Carryover	Amended Budget / Lapses	Year to Date Expended	Current Encumbrance 12/31/2019	Balance Available	% of Budget Available
Index	* Activity ** Program *** District						
99176	* KEPANIWAI HERITAGE GARDEN IMP	471,404	(4,070)	293,840	173,494	0	0.0 %
390254	WELLS PARK MASTER PLAN IMPL	149,773		52,553	97,220		0.0 %
99177	* WELLS PARK MASTER PLAN IMP	149,773	0	52,553	97,220	0	0.0 %
390064	KOKUA POOL IMPROVEMENTS	450,000	(3,412)	51,151	395,437		0.0 %
99178	* KOKUA POOL IMPROVEMENTS	450,000	(3,412)	51,151	395,437	0	0.0 %
390065	ICHIRO MAEHARA BB STDM IMPRV	500,000	(44,516)	366,177	89,307		0.0 %
99179	* ICHIRO MAEHARA BSBL STAD IMP	500,000	(44,516)	366,177	89,307	0	0.0 %
390062	CENTRAL MAUI PARKS SYSTEM	213,978		68,850	145,128		0.0 %
99230	* CENTRAL MAUI PARKS SYSTEMS	213,978	0	68,850	145,128	0	0.0 %
904	** Parks and Recreation	4,905,213	3,983,210	1,129,330	5,996,184	1,762,911	19.8 %
520940	RPLCMT WELL WAIEHU HGHTS WELL		3,000,000			3,000,000	100.0 %
90224	* WAIEHU HTS WELL 1 (DEVT PHASE)	0	3,000,000	0	0	3,000,000	100.0 %
501030	KAHULUI TANK II - CONSTRUCTION	1,750,000			1,750,000		0.0 %
91024	* Wai-kah distr system imprvmnts	1,750,000	0	0	1,750,000	0	0.0 %
536100	IAO WATER TREATMENT FAC REPLCM	2,600		2,600			0.0 %
96072	* IAO WTR TREATMENT FAC REPLCMNT	2,600	0	2,600	0	0	0.0 %
547030	CENTRAL MAUI RELIABLE CAPACITY	308,061			308,061		0.0 %
97114	* C MAUI RELIABLE CAPACITY	308,061	0	0	308,061	0	0.0 %
529050	CENTRAL MAUI RELIABLE CAPACITY	122,005			122,005		0.0 %
98087	* CENTRAL MAUI RELIABLE CAPACITY	122,005	0	0	122,005	0	0.0 %
529530	WAIEHU HEIGHTS WELL 1	2,500,000	(2,500,000)				-
99227	* WAIEHU HEIGHTS WELL 1	2,500,000	(2,500,000)	0	0	0	--
905	** WATER SUPPLY	4,682,666	500,000	2,600	2,180,066	3,000,000	57.9 %
301410	WAIALE RD IMP AT WAIINU ROAD		100,000		94,616	5,384	5.4 %

County of Maui
Statement of Appropriations and Expenditures
Capital Improvement Program by District
Fiscal Year Ending 6/30/2020 - as of 12/31/2019

04	Wailuku-Kahului						
	Index	Prior Year	Amended	Year	Current	Balance	% of
	* Activity ** Program *** District	Encumbrance	Budget /	to Date	Encumbrance	Available	Budget
		/ Carryover	Lapses	Expended	12/31/2019		Available
90210	* WAIALE RD IMPV AT WAIINU RD	0	100,000	0	94,616	5,384	5.4 %
301411	ONEHEE AVENUE IMPRVMNT		100,000	58,960	41,040		0.0 %
301412	ONEHEE AVENUE IMPRVMNT		100,000		100,000		0.0 %
90211	* ONEHEE AVE IMPRVMENTS	0	200,000	58,960	141,040	0	0.0 %
301413	C MAUI SUB-AREA TRANS STUDY		100,000			100,000	100.0 %
90213	* C MAUI SUB-AREA TRASNPT STUDY	0	100,000	0	0	100,000	100.0 %
331124	WAKEA PVMNT KAAHUMANU/PUUNENE	61,694		61,693	1		0.0 %
93024	* WAKEA/KAAHUMANU/PUUNENE PVMN	61,694	0	61,693	1	0	0.0 %
337504	KAMEHAMEHA AVE PAVEMENT REHAB	1,094,700			406,123	688,577	62.9 %
337515	WAKEA AVE PAVEMENT REHAB	1,060,906		363,685	93,787	603,435	56.9 %
93099	* State/Fed/Private FY2003/2013	2,155,606	0	363,685	499,910	1,292,012	59.9 %
345248	WAIALE RD SHOULDER IMPROVEMENT	62,360		29,450	32,910		0.0 %
94048	* WAIALE RD SHOULDER IMPROVEMENT	62,360	0	29,450	32,910	0	0.0 %
345401	WAKEA AVE/WELLS ST PAVEMENT RE	67,530			67,530		0.0 %
347520	PAPA AVE PAVEMENT REHABILITATI	34,603			34,603		0.0 %
94099	* State/Fed/Private FY94/04/2014	102,133	0	0	102,133	0	0.0 %
356244	KAHAKULOA STREAM BRIDGE	62,485			62,485		0.0 %
95044	* KAHAKULOA STREAM BRIDGE	62,485	0	0	62,485	0	0.0 %
356245	WAIALE ROAD EXTENSION	336,268			336,268		0.0 %
95045	* WAIALE ROAD EXTENSION	336,268	0	0	336,268	0	0.0 %
356700	HANSEN RD PAVEMENT RECONS	92,823				92,823	100.0 %
95099	* State/Fed/PVT FY95-05-15	92,823	0	0	0	92,823	100.0 %
367129	CENTRAL MAUI BIKE/PEDESTRIAN	2,143	(1,310)	833			0.0 %
96029	* CENTRAL MAUI BIKE & PEDESTRIAN	2,143	(1,310)	833	0	0	0.0 %
378207	ONEHEE/KEA PAVEMNT REHAB	21,578		3,075	18,503		0.0 %

County of Maui
Statement of Appropriations and Expenditures
Capital Improvement Program by District
Fiscal Year Ending 6/30/2020 - as of 12/31/2019

04	Wailuku-Kahului						
	Index	Prior Year	Amended	Year	Current	Balance	% of
	* Activity ** Program *** District	Encumbrance	Budget /	to Date	Encumbrance	Available	Budget
		/ Carryover	Lapses	Expended	12/31/2019		Available
97101	* ONEHEE/KEA PAVEMNT REHAB	21,578	0	3,075	18,503	0	0.0 %
378402	C MAUI SIGNAL UPGRADE	211,140		110,940	100,200		0.0 %
97102	* CENTRAL MAUI SIGNAL UPGRADES	211,140	0	110,940	100,200	0	0.0 %
378404	WAKEA/KAMEHA INTERSEC IMPRV	59,215			59,215		0.0 %
97104	* WAKEA/KAMEHA AVE INTERSCTN IMP	59,215	0	0	59,215	0	0.0 %
389800	PAVEMENT REHAB S MAUI ROADS	2,586,043	(1,310,878)	500,299	443,372	331,493	26.0 %
98099	* FY98/08/18 ST/FED/PVT	2,586,043	(1,310,878)	500,299	443,372	331,493	26.0 %
390298	WAIALE RD IMP (KAOHU-WAIINU)	150,000			150,000		0.0 %
99212	* WAIALE RD IMP (KAOHU-WAIINU)	150,000	0	0	150,000	0	0.0 %
390099	KAM AVE @ MAUI LANI PRK INTER	610,000			610,000		0.0 %
390299	KAM AVE @ MAUI LANI PKWY INTER	2,853,699			2,853,699		0.0 %
99213	* KAM AVE @ MAUI LANI INTER IMPR	3,463,699	0	0	3,463,699	0	0.0 %
390100	WAIALE RD IMP AT WAIINU ROAD	300,000			300,000		0.0 %
99214	* WAIALE RD IMP @ WAIINU ROAD	300,000	0	0	300,000	0	0.0 %
390101	PAPA AVE COMPLETE STREETS IMPR	150,000			150,000		0.0 %
99215	* PAPA AVE COMPLETE STRTS IMPR	150,000	0	0	150,000	0	0.0 %
390102	LONO AVENUE EXTENSION	300,000	(5,950)	65,346	228,704		0.0 %
99216	* LONO AVENUE EXTENSION	300,000	(5,950)	65,346	228,704	0	0.0 %
907	** Roads	10,117,187	(918,138)	1,194,281	6,183,056	1,821,712	19.8 %
301321	CML CUSTOMER DROP-OFF AREA		33,000			33,000	100.0 %
90119	* CML CUSTOMER DROP-OFF AREA IMP	0	33,000	0	0	33,000	100.0 %
378315	CML SYS CTRL/DATA ACQUISTN	17,444			17,444		0.0 %
97015	* CML SYS CONTROL & DATA ACQUI	17,444	0	0	17,444	0	0.0 %
389712	LEACHATE COLL/RECOV/ELEC DS UP	16,167		16,167			0.0 %

County of Maui
Statement of Appropriations and Expenditures
Capital Improvement Program by District
Fiscal Year Ending 6/30/2020 - as of 12/31/2019

04	Wailuku-Kahului						
	Index	Prior Year	Amended	Year	Current	Balance	% of
	* Activity ** Program *** District	Encumbrance	Budget /	to Date	Encumbrance	Available	Budget
		/ Carryover	Lapses	Expended	12/31/2019		Available
98012	* LEACHATE COLL/REC/ELEC DSUpgrd	16,167	0	16,167	0	0	0.0 %
389713	WAIKAPU LF SITE RESTORATN	37,778		15,023	22,756		0.0 %
98013	* WAIKAPU LDFILL SITE RESTORATN	37,778	0	15,023	22,756	0	0.0 %
389714	CML PHASE V-B EXTENSION	6,757			6,757		0.0 %
98014	* CML PH V-B EXTENSION	6,757	0	0	6,757	0	0.0 %
390220	CML MONIT WELL DES & CONST	34,380				34,380	100.0 %
99125	* CML MONITORING WELL DES/CONSTR	34,380	0	0	0	34,380	100.0 %
390221	CML LAND PURCHASE	249,036		484	248,552		0.0 %
99126	* CML LAND PURCHASE	249,036	0	484	248,552	0	0.0 %
390222	CML PHASE III	45,194		45,186	8		0.0 %
99127	* CML LANDFILL PHASE III	45,194	0	45,186	8	0	0.0 %
390023	LEACHATE COLL/RECOV/ELEC DS UP	66,949		66,949			0.0 %
99128	* LEACHATE COLL/RECOVERY/ELEC DS	66,949	0	66,949	0	0	0.0 %
390024	CML SYS CONTROL & DATA ACQ	300,000	(30,160)	28,793	241,047		0.0 %
99129	* CML SYS CONTROL & DATA ACQUI	300,000	(30,160)	28,793	241,047	0	0.0 %
908	** Solid Waste Facilities	773,705	2,840	172,602	536,564	67,380	8.7 %
301324	WAI-KAH EPA COMP SEWER REHAB		4,000,000			4,000,000	100.0 %
90124	* WAILUKU-KAHULUI EPA	0	4,000,000	0	0	4,000,000	100.0 %
301325	WAI-KAH WWRF FAC PLAN		400,000			400,000	100.0 %
90125	* WAI-KAH WWRF FACILITY PLAN	0	400,000	0	0	400,000	100.0 %
301326	WAI-KAH SOIL AQUIFER TRTMNT		1,350,000			1,350,000	100.0 %
90126	* WAI-KAH SOIL AQUIFER TREATMENT	0	1,350,000	0	0	1,350,000	100.0 %
301327	WAI-KAH RECYCLED WTR PS		600,000			600,000	100.0 %
90127	* WAI-KAH RECYCLED WATER PS	0	600,000	0	0	600,000	100.0 %

County of Maui
Statement of Appropriations and Expenditures
Capital Improvement Program by District
Fiscal Year Ending 6/30/2020 - as of 12/31/2019

04	Wailuku-Kahului	Prior Year Encumbrance / Carryover	Amended Budget / Lapses	Year to Date Expended	Current Encumbrance 12/31/2019	Balance Available	% of Budget Available
Index	* Activity ** Program *** District						
378317	EPA SEWER REHABILITATION	1,414			1,414		0.0 %
97017	* EPA SEWER REHABILITATION	1,414	0	0	1,414	0	0.0 %
389715	WAI-KAH EPA COMP SEWER REHAB	1,000,000			1,000,000		0.0 %
98015	* WAI-KAH EPA COMP SEWER REHAB	1,000,000	0	0	1,000,000	0	0.0 %
389716	WAI-KAH RECYCLED WTR FM	415,304			415,304		0.0 %
98016	* WAI-KAH RECYCLED WATER FM	415,304	0	0	415,304	0	0.0 %
390025	WAI-KAH EPA COMP SEWER REHAB	1,966,643	(90,993)	76,187	1,799,464		0.0 %
99130	* WAI-KAH EPA COMP SEWER REHAB	1,966,643	(90,993)	76,187	1,799,464	0	0.0 %
390026	WAI-KAH WWRF EMERG EFFL FM	450,000	(82,000)		368,000		0.0 %
99131	* WAI-KAH WWRF EMERG EFF FM	450,000	(82,000)	0	368,000	0	0.0 %
909	** Wastewater Facilities	3,833,361	6,177,007	76,187	3,584,182	6,350,000	63.4 %
District	*** Wailuku-Kahului	95,339,053	11,202,688	12,297,038	78,080,924	16,163,783	15.2 %

County of Maui
Statement of Appropriations and Expenditures
Capital Improvement Program by District
Fiscal Year Ending 6/30/2020 - as of 12/31/2019

05	Kihei-Makena	Prior Year Encumbrance / Carryover	Amended Budget / Lapses	Year to Date Expended	Current Encumbrance 12/31/2019	Balance Available	% of Budget Available
	Index * Activity ** Program *** District						
331244	HAUOLI ST DRAINAGE IMPRVMT	27,790			27,790		0.0 %
93044	* HAUOLI ST DRAINAGE IMPROVEMNT	27,790	0	0	27,790	0	0.0 %
378218	S KIHEI RD CULVERT REPLCMNT	157	(21)	136			0.0 %
97118	* S KIHEI RD CULVERT REPLCMNT	157	(21)	136	0	0	0.0 %
389264	SOUTH MAUI DRAINLINE REPAIRS	450,000			450,000		0.0 %
98066	* SOUTH MAUI DRAINLINE REPAIRS	450,000	0	0	450,000	0	0.0 %
390287	SOUTH MAUI DRAINLINE REPAIRS	2,292,823		807,330	1,485,493		0.0 %
99198	* SOUTH MAUI DRAINLINE REPAIRS	2,292,823	0	807,330	1,485,493	0	0.0 %
901	** Drainage	2,770,770	(21)	807,466	1,963,283	0	0.0 %
301350	SOUTH MAUI PARKS SYSTEM		300,000			300,000	100.0 %
301352	SOUTH MAUI PARKS SYSTEM		75,000			75,000	100.0 %
90150	* SOUTH MAUI PARKS SYSTEM	0	375,000	0	0	375,000	100.0 %
301351	KAMAOLE POINT PAVILION		250,000		223,911	26,089	10.4 %
90151	* KAMAOLE POINT PAVILION	0	250,000	0	223,911	26,089	10.4 %
367108	WAIPUILANI PARK IRRIGATION	26,629			26,629		0.0 %
96008	* WAIPUILANI PARK IRRIGATION	26,629	0	0	26,629	0	0.0 %
378341	WAIPUILANI PRK IRRIGATION	105			105		0.0 %
97041	* WAIPUILANI PARK IRRIGATN SYS	105	0	0	105	0	0.0 %
378243	SM COMMUNITY PARK	389,065		83,269	305,796		0.0 %
97043	* S MAUI COMMUNITY PARK	389,065	0	83,269	305,796	0	0.0 %
378223	SM COMMUNITY PARK REC CTR	1,048,473		1,048,473			0.0 %
97123	* SM COMM'TY PARK REC CTR	1,048,473	0	1,048,473	0	0	0.0 %
389732	SOUTH MAUI PARKS SYSTEM	190,834		24,925	165,909		0.0 %
98032	* SOUTH MAUI PARKS SYSTEM	190,834	0	24,925	165,909	0	0.0 %
389756	WAIPUILANI PARK IRRIGATION SYS	7,557			7,557		0.0 %

County of Maui
Statement of Appropriations and Expenditures
Capital Improvement Program by District
Fiscal Year Ending 6/30/2020 - as of 12/31/2019

05	Kihei-Makena	Prior Year Encumbrance / Carryover	Amended Budget / Lapses	Year to Date Expended	Current Encumbrance 12/31/2019	Balance Available	% of Budget Available
Index	* Activity ** Program *** District						
98063	* WAIPUILANI PARK IRRIGATION SYS	7,557	0	0	7,557	0	0.0 %
390042	SOUTH MAUI PARKS SYSTEM	195,000	(99,000)	35,850	60,150		0.0 %
390842	KALAMA PARK PLAYGROUND SURF	150,000			150,000		0.0 %
390942	SOUTH MAUI PARKS SYSTEM	321,536	(321,536)				-
99157	* SOUTH MAUI PARKS SYSTEM	666,536	(420,536)	35,850	210,150	0	0.0 %
390043	KENOLIO REC COMP OPEN BLDG REP	50,000	(50,000)				-
99158	* KENOLIO REC COMP BLDG REPAIR	50,000	(50,000)	0	0	0	- -
390044	SOUTH MAUI COMMUNITY PARK	500,000		25,858	474,142		0.0 %
99159	* SOUTH MAUI COMMUNITY PARK	500,000	0	25,858	474,142	0	0.0 %
390045	KAMAOLE POINT PAVILIONA	250,000	(1,185)		248,815		0.0 %
99160	* KAMAOLE POINT PAVILION	250,000	(1,185)	0	248,815	0	0.0 %
390046	SM COMM PARK REC CENTER	804,002	(12,191)	645,577	146,234		0.0 %
99161	* SM COMM'TY PARK REC CTR	804,002	(12,191)	645,577	146,234	0	0.0 %
904	** Parks and Recreation	3,933,201	141,088	1,863,952	1,809,248	401,089	9.8 %
521540	BOOSTER PMP/MTR	22,985			22,985		0.0 %
91065	* Kihei-Makena distrbtn sys impr	22,985	0	0	22,985	0	0.0 %
549050	NORTH KIHEI WATER TANK	100,000	(100,000)				-
99226	* NORTH KIHEI WATER TANK	100,000	(100,000)	0	0	0	- -
905	** WATER SUPPLY	122,985	(100,000)	0	22,985	0	0.0 %
301396	S KIHEI RD PAVEMENT REHAB		250,000		250,000		0.0 %
90196	* SOUTH KIHEI RD PAVEMNT REHAB	0	250,000	0	250,000	0	0.0 %
345331	NORTH SO COLLECTOR RD/NAMAUU	52,371			52,371		0.0 %
94031	* NORTH SOUTH COLLECTOR ROAD	52,371	0	0	52,371	0	0.0 %
345400	SO KIHEI RD PAVEMENT REHAB	8,093				8,093	100.0 %

County of Maui
Statement of Appropriations and Expenditures
Capital Improvement Program by District
Fiscal Year Ending 6/30/2020 - as of 12/31/2019

05	Kihei-Makena						
	Index	Prior Year	Amended	Year	Current	Balance	% of
	* Activity ** Program *** District	Encumbrance	Budget /	to Date	Encumbrance	Available	Budget
		/ Carryover	Lapses	Expended	12/31/2019		Available
94099	* State/Fed/Private FY94/04/2014	8,093	0	0	0	8,093	100.0 %
367184	S MAUI REGIONAL TRAFFIC	82,511		37,080	45,431		0.0 %
96084	* S MAUI REGIONAL TRAFFIC MP	82,511	0	37,080	45,431	0	0.0 %
367577	NORTH SO COLLECTOR RD	27,027		27,027			0.0 %
367579	KIHEI BIKEWAY PHASE 2	45,803			45,803		0.0 %
369501	KIHEI BIKEWAY PHASE 2	73,845	(73,845)				-
369503	SO MAUI TRAFFIC MASTER PLAN	130,420		29,637	100,783		0.0 %
369505	KUIKAHI DR PAVEMENT REHAB	415,026	(415,026)				-
369507	BALDWIN AVE PAVEMNT REHAB PH2	537,711	(537,711)				-
96099	* State/FED/PVT FY96 FY06 FY16	1,229,832	(1,026,582)	56,664	146,586	0	0.0 %
389267	S MAUI PAVEMENT REHAB	274,582		274,582			0.0 %
389279	S MAUI PAVEMENT REHAB	33,165		33,165			0.0 %
98067	* S MAUI PAVEMENT REHAB VAR LOC	307,747	0	307,747	0	0	0.0 %
390285	NS COLLECTOR ROAD (NAMAUU-KUL)	478,866			478,866		0.0 %
99199	* NS COLL ROAD (NAMAUU-KULANIHAK	478,866	0	0	478,866	0	0.0 %
390086	S.KIHEI RD DW IMPR (PIIKEA-KU)	176,866		7,822	169,044		0.0 %
99200	* S. KIHEI RD SW IMP-PIIKEA-K'HA	176,866	0	7,822	169,044	0	0.0 %
390087	ILIMA AVE SW IMPR (3RD-7TH)	280,000	(249,721)	30,279			0.0 %
99201	* ILIMA SW IMP (3RD-7TH STR)	280,000	(249,721)	30,279	0	0	0.0 %
907	** Roads	2,616,286	(1,026,303)	439,592	1,142,298	8,093	0.5 %
301306	KIHEI IN-PLANT/EFFLUENT PS UPG		750,000			750,000	100.0 %
90106	* KIHEI IN-PLANT/EFFLUENT PS UPG	0	750,000	0	0	750,000	100.0 %
301307	KIHEI NO.3 FM REPLCMNT		480,000			480,000	100.0 %
90107	* KIHEI No.3 FM REPLACEMENT	0	480,000	0	0	480,000	100.0 %
301308	KIHEI WWPS NO.9 MODI/UPGRD		200,000			200,000	100.0 %
90108	* KIHEI WWPS #9 MODI/UPGRD	0	200,000	0	0	200,000	100.0 %

County of Maui
Statement of Appropriations and Expenditures
Capital Improvement Program by District
Fiscal Year Ending 6/30/2020 - as of 12/31/2019

05	Kihei-Makena	Prior Year Encumbrance / Carryover	Amended Budget / Lapses	Year to Date Expended	Current Encumbrance 12/31/2019	Balance Available	% of Budget Available
	Index * Activity ** Program *** District						
378310	KIHEI WWF RTU UPGRDS	434,360		125,539	308,821		0.0 %
97010	* KIHEI WWRF RTU UPGRADES	434,360	0	125,539	308,821	0	0.0 %
378407	KIHEI #16 PS REHAB/FM REPLC	546,645		288,144	258,501		0.0 %
97120	* KIHEI #16 PS REHAB/FM REPLC	546,645	0	288,144	258,501	0	0.0 %
389406	SM RECYCLED WATER SYS EXP	3,750,000		2,144,616	1,605,384		0.0 %
389706	SM RECYCLED WATER SYS EXP	2,750,000			2,750,000		0.0 %
98006	* SM RECYCLED WATER SYSTEM EXP	6,500,000	0	2,144,616	4,355,384	0	0.0 %
390020	SM RECYCLED WATER SYSTEM EXP	1,273,000		1,273,000			0.0 %
99002	* SM RECYCLED WATER SYSTEM EXP	1,273,000	0	1,273,000	0	0	0.0 %
390010	NORTH KIEHI MAUKA TRANS	1,500,000	(3,356)	45,850	1,450,794		0.0 %
99115	* NORTH KIHEI MAUKA TRANS SYSTEM	1,500,000	(3,356)	45,850	1,450,794	0	0.0 %
390011	KENOLIO/KOKI SEWER REHAB	405,440			405,440		0.0 %
99116	* KENOLIO/KOKI SEWER REHABILITAT	405,440	0	0	405,440	0	0.0 %
390012	KIHEI NO.7 FM REPLACE	150,000	(1,221)	29,370	119,409		0.0 %
99117	* KIHEI NO.7 FM REPLACEMENT	150,000	(1,221)	29,370	119,409	0	0.0 %
390013	KIHEI NO.8 FM REPLACEMENT	200,000	(787)		199,213		0.0 %
99118	* KIHEI NO.8 FM REPLACEMENT	200,000	(787)	0	199,213	0	0.0 %
390014	LILLOA DRD RECYCLED WATER LINE	500,000	(363,892)		136,108		0.0 %
99119	* LILLOA DR RECYCLED WATER LINE	500,000	(363,892)	0	136,108	0	0.0 %
390015	KIHEI WWRF GRIT SYS REPLACE	6,500,000	(5,900,009)	41,704	558,287		0.0 %
99120	* KIHEI WWRF GRIT SYSTEM REPLACE	6,500,000	(5,900,009)	41,704	558,287	0	0.0 %
909	** Wastewater Facilities	18,009,445	(4,839,265)	3,948,223	7,791,957	1,430,000	10.9 %
District	*** Kihei-Makena	27,452,687	(5,824,501)	7,059,233	12,729,771	1,839,182	8.5 %

County of Maui
Statement of Appropriations and Expenditures
Capital Improvement Program by District
Fiscal Year Ending 6/30/2020 - as of 12/31/2019

06	West Maui	Prior Year Encumbrance / Carryover	Amended Budget / Lapses	Year to Date Expended	Current Encumbrance 12/31/2019	Balance Available	% of Budget Available
Index	* Activity ** Program *** District						
321213	LAHAINA WATERSHED FLOOD CTRL	137,060			137,060		0.0 %
92033	* LAHAINA WATERSHED FLOOD CONTRI	137,060	0	0	137,060	0	0.0 %
337506	LAH WATERSHED PROJ DIV PH 3A	582,877	(582,877)				-
93099	* State/Fed/Private FY2003/2013	582,877	(582,877)	0	0	0	- -
345276	LAHAINA WATERSHED FLOOD CTRL	56			56		0.0 %
94054	* LAHAINA WATERSHED FLOOD CNTRL	56	0	0	56	0	0.0 %
356216	LAHAINA WATERSHED FLD CTRL	5,151			5,151		0.0 %
95050	* LAHAINA WATERSHED FLD CONTROL	5,151	0	0	5,151	0	0.0 %
367245	LAHAINA WATERSHED FLD CTRL	1,985,000			1,985,000		0.0 %
96045	* LAHAINA WATERSHED FLOOD CTRL	1,985,000	0	0	1,985,000	0	0.0 %
390105	LAH AQUATIC CTR RET BASIN REST	75,000	(30,465)	35,676	8,859		0.0 %
99219	* LAH AQUA CTR RET BASIN RESTORE	75,000	(30,465)	35,676	8,859	0	0.0 %
901	** Drainage	2,785,144	(613,342)	35,676	2,136,126	0	0.0 %
379517	STATE OF HAWAII DOH GRANT	104				104	100.0 %
97099	* State/Fed/PVT FY96 FY06 FY16	104	0	0	0	104	100.0 %
902	** Other Projects	104	0	0	0	104	100.0 %
301374	WEST MAUI PARKS SYSTEM		500,000		5,077	494,923	99.0 %
90174	* WEST MAUI PARKS SYSTEM	0	500,000	0	5,077	494,923	99.0 %
345266	MOKUHINIA ECOSYSTEM/RESTORATN	15,257			15,257		0.0 %
94107	* MOKUHINIA ECOSYSTEM/RESTORATN	15,257	0	0	15,257	0	0.0 %
356560	MOKUHINIA ECOSYSTEM RESTO	3,000			3,000		0.0 %
95094	* MOKUHINIA ECOSYSTEM RESTO SYS	3,000	0	0	3,000	0	0.0 %
378264	WEST MAUI PARKS SYSTEM	18,921		17,135	1,786		0.0 %
378365	WEST MAUI PARKS SYSTEM	142,544			142,544		0.0 %

County of Maui
Statement of Appropriations and Expenditures
Capital Improvement Program by District
Fiscal Year Ending 6/30/2020 - as of 12/31/2019

06	West Maui	Prior Year Encumbrance / Carryover	Amended Budget / Lapses	Year to Date Expended	Current Encumbrance 12/31/2019	Balance Available	% of Budget Available
	Index * Activity ** Program *** District						
97063	* W MAUI PARKS SYSTEM	161,465	0	17,135	144,330	0	0.0 %
389743	WEST MAUI PARKS SYSTEM	500,656		27,982	472,674		0.0 %
98043	* WEST MAUI PARKS SYSTEM	500,656	0	27,982	472,674	0	0.0 %
390066	WEST MAUI PARKS SYSTEM	429,247		36,367	392,881		0.0 %
390255	WEST MAUI PARKS SYSTEM	286,000			286,000		0.0 %
99180	* WEST MAUI PARKS SYSTEM	715,247	0	36,367	678,881	0	0.0 %
390067	LAUNIUPOKO MASTER PLAN	500,000			500,000		0.0 %
99181	* LAUNIUPOKO MASTER PLAN	500,000	0	0	500,000	0	0.0 %
904	** Parks and Recreation	1,895,625	500,000	81,484	1,819,219	494,923	20.7 %
520950	WEST MAUI RELIABLE CAPACITY		5,650,000			5,650,000	100.0 %
90226	* WEST MAUI RELIABLE CAPACITY	0	5,650,000	0	0	5,650,000	100.0 %
541210	WEST MAUI SOURCE DEVELOPMENTS	42,519			42,519		0.0 %
91060	* West Maui srce/trmnt plnt impr	42,519	0	0	42,519	0	0.0 %
524850	WEST MAUI DIST SYSTEM IMPROVMT	1,925			1,925		0.0 %
94101	* WEST MAUI DIST SYSTEM IMPRVMT	1,925	0	0	1,925	0	0.0 %
529540	WEST MAUI SOURCE DEVELOPMENT	6,100,000	(5,902,264)	23,000	174,736		0.0 %
539080	WEST MAUI RELIABLE CAPACITY	4,250,000	(4,250,000)				-
99228	* WEST MAUI SOURCE DEVELOPMENT	10,350,000	(10,152,264)	23,000	174,736	0	0.0 %
529550	WEST MAUI WATERLINE IMPROVMT	1,100,000	(1,100,000)				-
99229	* WEST MAUI WATERLINE IMPR	1,100,000	(1,100,000)	0	0	0	- -
905	** WATER SUPPLY	11,494,444	(5,602,264)	23,000	219,180	5,650,000	95.9 %
301256	NAPILI 4/5 CULVERT L HONOAPI		12,369	12,017		352	2.8 %
90216	* NAPILI 4/5 CULVERT-L HONOAPIIL	0	12,369	12,017	0	352	2.8 %
301257	WEST MAUI DRAINLINE ASSESSMENT		500,000		500,000		0.0 %

County of Maui
Statement of Appropriations and Expenditures
Capital Improvement Program by District
Fiscal Year Ending 6/30/2020 - as of 12/31/2019

06	West Maui	Prior Year Encumbrance / Carryover	Amended Budget / Lapses	Year to Date Expended	Current Encumbrance 12/31/2019	Balance Available	% of Budget Available
	Index * Activity ** Program *** District						
90217	* WEST MAUI DRAINLINE ASSESSMENT	0	500,000	0	500,000	0	0.0 %
301258	L HONOAPIILANI RD EROSION		318,200		318,200		0.0 %
90218	* L HONOAPIILANI RD EROSION	0	318,200	0	318,200	0	0.0 %
356575	WM ROADWAY IMPRV MTV GRANT	625,640			54,040	571,600	91.4 %
95099	* State/Fed/PVT FY95-05-15	625,640	0	0	54,040	571,600	91.4 %
367575	WM ROADWAY IMPRV SVO GRANT	1,700,000				1,700,000	100.0 %
96099	* State/FED/PVT FY96 FY06 FY16	1,700,000	0	0	0	1,700,000	100.0 %
378406	WM GREENWAY PILOT PRJ	177,073		30,917	146,156		0.0 %
97106	* WM GREENWAY PILOT PROJECT	177,073	0	30,917	146,156	0	0.0 %
390266	FRONT STREET IMPROVEMENTS	1,287,255		414,801	872,454		0.0 %
99036	* FRONT STREET IMPROVEMENTS	1,287,255	0	414,801	872,454	0	0.0 %
907	** Roads	3,789,968	830,569	457,735	1,890,850	2,271,952	49.2 %
389717	OLOWALU LF SITE RESTORATION	99,619			99,619		0.0 %
98017	* OLOWALU LDFILL SITE RESTORATN	99,619	0	0	99,619	0	0.0 %
908	** Solid Waste Facilities	99,619	0	0	99,619	0	0.0 %
301332	WEST MAUI RECYCLED H2O SYS EXP		9,578,290			9,578,290	100.0 %
90128	* WM RECYCLED WATER SYS EXP	0	9,578,290	0	0	9,578,290	100.0 %
301329	NAPILI WWPS NO.3 MODI		400,000			400,000	100.0 %
90129	* NAPILI WWPS No.3 MODIFICATIONS	0	400,000	0	0	400,000	100.0 %
301330	LAHAINA WWRF R-1 PROCESS EXP		700,000			700,000	100.0 %
90130	* LAHAINA WWRF R-1 PROCESS EXP	0	700,000	0	0	700,000	100.0 %
301331	LAHAINA WWRF ER GENERATOR RPLC		200,000			200,000	100.0 %
90131	* LAHAINA WWRF ER GENERATOR REPL	0	200,000	0	0	200,000	100.0 %
331168	LAHAINA WWRF ODOR CONTROL	11,665			11,665		0.0 %

County of Maui
Statement of Appropriations and Expenditures
Capital Improvement Program by District
Fiscal Year Ending 6/30/2020 - as of 12/31/2019

06	West Maui		Prior Year Encumbrance / Carryover	Amended Budget / Lapses	Year to Date Expended	Current Encumbrance 12/31/2019	Balance Available	% of Budget Available
	Index							
	* Activity **	Program ***	District					
93068	* LAHAINA WWRF ODOR CONTROL		11,665	0	0	11,665	0	0.0 %
331183	WEST MAUI RECYCLED WATER PROJ		163,298				163,298	100.0 %
93091	* WEST MAUI RECYCLED WATER PROJ		163,298	0	0	0	163,298	100.0 %
345374	KAANAPALI RESORT R-1 WATER DIS		668,640			668,640		0.0 %
94074	* KAAANAPALI RESORT R-1 H2O DIST		668,640	0	0	668,640	0	0.0 %
345377	W MAUI RECYC'D WATER SYS EXP		49,675			49,675		0.0 %
94077	* WEST MAUI RECYCLED H2O SYS EXP		49,675	0	0	49,675	0	0.0 %
356470	NAPILI #5&6 FM REPLACEMENTS		68,121		15,900	52,221		0.0 %
95070	* NAPILI NO. 5/6 FM REPLACEMENTS		68,121	0	15,900	52,221	0	0.0 %
356471	NAPILI WWPS #1-6 MODIFC		140,109			140,109		0.0 %
95071	* NAPILI WW PUMP STN1-6 MODIFCTN		140,109	0	0	140,109	0	0.0 %
369201	LAHAINA WWRF MODFCTN STAGE 1A		108,171			108,171		0.0 %
96000	* FY2006/1996 CIP Projects		108,171	0	0	108,171	0	0.0 %
367161	W MAUI RECYCLED WTR SYS		692,566			692,566		0.0 %
96061	* W MAUI RECYCLED WATER S EXP		692,566	0	0	692,566	0	0.0 %
378321	NAPILI #3 FM REPLCMENT		88,368			88,368		0.0 %
97021	* NAPILI NO.3 FM REPLACEMENT		88,368	0	0	88,368	0	0.0 %
378322	NAPILI #4 FM REPLCMENT		89,146			89,146		0.0 %
97022	* NAPILI NO.4 FM REPLCMNT		89,146	0	0	89,146	0	0.0 %
378323	NAPILI #5 #6 FM REPLCMENT		1,432,486		721,384	711,102		0.0 %
97023	* NAPILI NOS.5&6 FM REPLCMNT		1,432,486	0	721,384	711,102	0	0.0 %
378325	SHERATON WWPS MODIFICATIONS		204,609		178,113	26,497		0.0 %
97025	* SHERATON WWPS MODIFICATIONS		204,609	0	178,113	26,497	0	0.0 %
389718	NAPILI WWPS #5 MODIFICATIONS		2,107,187			2,107,187		0.0 %

County of Maui
Statement of Appropriations and Expenditures
Capital Improvement Program by District
Fiscal Year Ending 6/30/2020 - as of 12/31/2019

06	West Maui	Prior Year Encumbrance / Carryover	Amended Budget / Lapses	Year to Date Expended	Current Encumbrance 12/31/2019	Balance Available	% of Budget Available
Index	* Activity ** Program *** District						
98018	* NAPILI WWPS #5 MODIFICATIONS	2,107,187	0	0	2,107,187	0	0.0 %
389719	NAPILI WWPS #6 MODIFICATIONS	2,107,187			2,107,187		0.0 %
98019	* NAPILI WWPS #6 MODIFICATIONS	2,107,187	0	0	2,107,187	0	0.0 %
389720	LAHAINA WWRF MODI STAGE 1A	7,596,215		6,219,711	1,376,504		0.0 %
98020	* LAHAINA WWRF MODI, STAGE 1A	7,596,215	0	6,219,711	1,376,504	0	0.0 %
389746	LAHAINA WWRF PRIMARY ELECTRICA	2,423,472			2,423,472		0.0 %
98065	* LAHAINA WWRF PRIMARY ELECTRICA	2,423,472	0	0	2,423,472	0	0.0 %
390028	NAPILI WWPS #4 MODIFICATIONS	400,000		87,142	312,858		0.0 %
99133	* NAPILI WWPS #4 MODIFICATIONS	400,000	0	87,142	312,858	0	0.0 %
390029	NAPILI NO. 3 FM REPLACEMENT	1,800,000	(52,580)		1,747,420		0.0 %
99134	* NAPILI NO.3 FM REPLCMNT	1,800,000	(52,580)	0	1,747,420	0	0.0 %
390030	NAPILI NO.4 FM REPLACEMENT	1,800,000	(468,559)		1,331,441		0.0 %
99135	* NAPILI NO.4 FM REPLCMNT	1,800,000	(468,559)	0	1,331,441	0	0.0 %
909	** Wastewater Facilities	21,950,915	10,357,151	7,222,250	14,044,229	11,041,588	34.2 %
District	*** West Maui	42,015,819	5,472,114	7,820,145	20,209,223	19,458,567	41.0 %

County of Maui
Statement of Appropriations and Expenditures
Capital Improvement Program by District
Fiscal Year Ending 6/30/2020 - as of 12/31/2019

07	Lanai	Prior Year	Amended	Year	Current	Balance	% of
	Index	Encumbrance	Budget /	to Date	Encumbrance	Available	Budget
	* Activity ** Program *** District	/ Carryover	Lapses	Expended	12/31/2019		Available
378286	LANAI BASEYARD IMPRV	65,796			65,796		0.0 %
97086	* LANAI BASEYARD IMPROVEMENTS	65,796	0	0	65,796	0	0.0 %
389723	LANAI FIRE STN IMPROVEMENTS	14,697		4,008	10,689		0.0 %
98023	* LANAI FIRE STN IMPROVEMENTS	14,697	0	4,008	10,689	0	0.0 %
390033	LANAI FIRE STATION IMPROVEMENT	100,000	(100,000)				-
99138	* LANAI FIRE STN IMPROVEMENTS	100,000	(100,000)	0	0	0	- -
903	** Government Facilities	180,493	(100,000)	4,008	76,485	0	0.0 %
301353	LANAI PARKS SYSTEM		495,000			495,000	100.0 %
301354	LANAI PARKS SYSTEM		95,000			95,000	100.0 %
90153	* LANAI PARKS SYSTEM	0	590,000	0	0	590,000	100.0 %
378345	LANAI PARKS SYSTEM	18,647		4,662	13,985		0.0 %
97045	* LANAI PARKS SYSTEM	18,647	0	4,662	13,985	0	0.0 %
389733	LANAI PARKS SYSTEM	40,117	(30,007)	10,110			0.0 %
98033	* LANAI PARKS SYSTEM	40,117	(30,007)	10,110	0	0	0.0 %
389734	LANAI COM'TY CTR COMM KITCHEN	66,051		51,446	14,605		0.0 %
98034	* LANAI CCTR COMMERCIAL KITCHEN	66,051	0	51,446	14,605	0	0.0 %
390047	LANAI PARKS SYSTEM	350,000	(158,784)	66,463	124,753		0.0 %
99162	* LANAI PARKS SYSTEM	350,000	(158,784)	66,463	124,753	0	0.0 %
390048	LANAI PARKS MAINTENANCE BLDG		60	60			0.0 %
390251	LANAI PARKS MAINTENANCE BLDG	917,652			917,652		0.0 %
99163	* LANAI PARKS MAINTENANCE BLDG	917,652	60	60	917,652	0	0.0 %
390252	LANAI COM'TY CTR COMM KITCHEN	794,978			794,978		0.0 %
99164	* LANAI COMM CTR COMMERCIAL KITC	794,978	0	0	794,978	0	0.0 %
904	** Parks and Recreation	2,187,445	401,269	132,741	1,865,973	590,000	22.8 %
District	*** Lanai	2,367,938	301,269	136,749	1,942,458	590,000	22.1 %

County of Maui
Statement of Appropriations and Expenditures
Capital Improvement Program by District
Fiscal Year Ending 6/30/2020 - as of 12/31/2019

08	Molokai	Prior Year Encumbrance / Carryover	Amended Budget / Lapses	Year to Date Expended	Current Encumbrance 12/31/2019	Balance Available	% of Budget Available
	Index * Activity ** Program *** District						
378290	KAUNAKAKAI DRAIN SYS B	72,681		14,346	58,334		0.0 %
97090	* KAUNAKAKAI DRAINAGE SYSTEM B	72,681	0	14,346	58,334	0	0.0 %
390290	KAUNAKAKAI DRAINAGE SYSTEM B	5,427			5,427		0.0 %
99204	* KAUNAKAKAI DRAINAGE SYSTEM B	5,427	0	0	5,427	0	0.0 %
901	** Drainage	78,108	0	14,346	63,761	0	0.0 %
356459	MOLOKAI BASEYARD DESIGN&C	104,581		18,536	86,044		0.0 %
95059	* MOLOKAI BASEYARD	104,581	0	18,536	86,044	0	0.0 %
378291	MOLOKAI BASEYARD	272,936		272,936			0.0 %
378392	MOLOKAI BASEYARD	3,371,400		1,639,423	1,731,977		0.0 %
97091	* MOLOKAI BASEYARD	3,644,336	0	1,912,359	1,731,977	0	0.0 %
390291	MOLOKAI BASEYARD	249,200		196,528	52,672		0.0 %
99205	* MOLOKAI BASEYARD	249,200	0	196,528	52,672	0	0.0 %
903	** Government Facilities	3,998,117	0	2,127,423	1,870,693	0	0.0 %
301360	MOLOKAI PARKS SYSTEM		275,000		81,500	193,500	70.4 %
90160	* MOLOKAI PARKS SYSTEM	0	275,000	0	81,500	193,500	70.4 %
367112	MOLOKAI PARKS SYSTEM	22,288	(15,328)	5,137	1,823		0.0 %
96012	* MOLOKAI PARKS SYSTEM	22,288	(15,328)	5,137	1,823	0	0.0 %
390056	MOLOKAI PARKS SYSTEM	499,426	(92,833)	132,435	274,159		0.0 %
99171	* MOLOKAI PARKS SYSTEM	499,426	(92,833)	132,435	274,159	0	0.0 %
904	** Parks and Recreation	521,714	166,839	137,572	357,482	193,500	28.1 %
524790	MOLOKAI SOURCE IMPROVEMENTS	253,034			253,034		0.0 %
94094	* MOLOKAI SOURCE IMPROVEMENTS	253,034	0	0	253,034	0	0.0 %
905	** WATER SUPPLY	253,034	0	0	253,034	0	0.0 %
301310	MOLOKAI LF SCALEHSE RPCMNT/TRA		200,000			200,000	100.0 %

County of Maui
Statement of Appropriations and Expenditures
Capital Improvement Program by District
Fiscal Year Ending 6/30/2020 - as of 12/31/2019

08	Molokai		Prior Year Encumbrance / Carryover	Amended Budget / Lapses	Year to Date Expended	Current Encumbrance 12/31/2019	Balance Available	% of Budget Available
	Index							
	* Activity	** Program	*** District					
90110	* MOLOKAI LF SCALEHSE REPLC/TRF		0	200,000	0	0	200,000	100.0 %
378313	MOLOKAI LF-ENVTL ASSESSMNT		9,090			9,090		0.0 %
97013	* MOLIKAI LF-ENV'TAL ASSESSMNT		9,090	0	0	9,090	0	0.0 %
389708	KALAMAULA LF SITE RESTORATION		111,420			111,420		0.0 %
98008	* KALAMAULA LF SITE RESTORATION		111,420	0	0	111,420	0	0.0 %
390016	MOLOKAI LF PHASE V		127,078	(205)	61,942	64,931		0.0 %
99121	* MOLOKAI LF PHASE V EXPANSION		127,078	(205)	61,942	64,931	0	0.0 %
908	** Solid Waste Facilities		247,588	199,795	61,942	185,441	200,000	44.7 %
389709	KAUNAKAKAI WWRF PLAN		154,197		26,941	127,257		0.0 %
98009	* KAUNAKAKAI WWRF PLAN		154,197	0	26,941	127,257	0	0.0 %
909	** Wastewater Facilities		154,197	0	26,941	127,257	0	0.0 %
District	*** Molokai		5,252,758	366,634	2,368,224	2,857,668	393,500	7.0 %

County of Maui
Statement of Appropriations and Expenditures
Capital Improvement Program by District
Fiscal Year Ending 6/30/2020 - as of 12/31/2019

09	Countywide		Prior Year Encumbrance / Carryover	Amended Budget / Lapses	Year to Date Expended	Current Encumbrance 12/31/2019	Balance Available	% of Budget Available
	Index * Activity ** Program *** District							
301278	CW DRAINAGE IMPROVEMENTS			697,489			697,489	100.0 %
305201	CW DRAINAGE IOLANI LOHA MAKANI					287,900	(287,900)	-
305202	CW DRAINAGE HAUOLI ST				64,872	38,875	(103,747)	-
305203	CW DRAINAGE AUHANA RD				117	149,539	(149,656)	-
305204	CW DRAINAGE KUPUNA ST					34,187	(34,187)	-
305205	CW DRAINAGE HAIKU RD CULVER					121,999	(121,999)	-
90178	* CW DRAINAGE IMPROVEMENTS		0	697,489	64,989	632,500	0	0.0 %
321203	CW DRAINAGE IMPROVEMENTS		128,500		11,334	117,166		0.0 %
92037	* CW DRAINAGE IMPROVEMENTS		128,500	0	11,334	117,166	0	0.0 %
331249	CW DRAINAGE IMPROVEMENTS		10,150		10,150			0.0 %
93049	* CW DRAINAGE IMPROVEMENTS		10,150	0	10,150	0	0	0.0 %
345319	CW DRAINAGE IMPROVEMENTS		118,042	(95,145)	22,896			0.0 %
345389	PAPA AVE DRAINAGE IMPROVEMENTS		27,548		27,548			0.0 %
94019	* CW DRAINAGE IMPROVEMENTS		145,590	(95,145)	50,444	0	0	0.0 %
368261	CW DRAINAGE NAPILI 4/5 CULVERT		101,576		6,021	95,555		0.0 %
368263	CW DRAINAGE WAIPOLI		33,622		5,955	27,667		0.0 %
96048	* CW DRAINAGE IMPROVEMENTS		135,198	0	11,976	123,222	0	0.0 %
379075	CW DRAINAGE HIOLANI ST		29,211			29,211		0.0 %
379170	CW DRAINAGE VARIOUS PROJ		49,160			49,160		0.0 %
379173	CW DRAINAGE NAPILI 4/5 CULVERT		19,940			19,940		0.0 %
379182	CW DRAINAGE WAIPOLI RD DITCH		33,360			33,360		0.0 %
97069	* CW DRAINAGE IMPROVEMENTS		131,671	0	0	131,671	0	0.0 %
380208	CW DRAINAGE HAPPY VALLEY		1,000		1,000			0.0 %
380213	CW DRAINAGE HAUOLI ST		4,376		4,376			0.0 %
380214	CW DRAINAGE HIOLANI STREET		34,888			34,888		0.0 %
380217	CW DRAINAGE KIHEI MASTER PLAN		46,378		4,454	41,924		0.0 %
380223	CW DRAINAGE LEVEE #27 IAO STRM		24,681		24,681			0.0 %
380228	CW DRAINAGE CM DRAINLINE RPRS		14,228		10,160	4,068		0.0 %
380229	CW DRAINAGE WAILEA ALANUI		330,200			330,200		0.0 %
380230	CW DRAINAGE KAHULUI DRAINAGE		64,050		60,848	3,203		0.0 %

County of Maui
Statement of Appropriations and Expenditures
Capital Improvement Program by District
Fiscal Year Ending 6/30/2020 - as of 12/31/2019

09	Countywide		Prior Year Encumbrance / Carryover	Amended Budget / Lapses	Year to Date Expended	Current Encumbrance 12/31/2019	Balance Available	% of Budget Available
	Index * Activity ** Program *** District							
98047	* CW DRAINAGE IMPROVEMENTS		519,801	0	105,519	414,283	0	0.0 %
390214	CW DRAINAGE WAILUKU RIVERMILL		25,830			25,830		0.0 %
390216	CW DRAINAGE L HONOAPIILANI RD		200,516		200,516			0.0 %
390217	CW DRAINAGE HAIKU RD CULVERT R		130,535		111,850	18,686		0.0 %
390223	CW DRAINAGE LEVEE 27 IAO STREA		106,261		46,887	59,375		0.0 %
390229	CW DRAINAGE AUHANA ROAD		13,842		15,356		(1,514)	(10.9)%
390233	CW DRAINAGE KAIWAHINE ST		2,412			2,412		0.0 %
390234	CW DRAINAGE KAHEKILI HWY		154,935		30,230	124,756	(50)	(0)%
390238	CW DRAINAGE WAKEA/PAPA AVE		14,730			14,730		0.0 %
390239	CW DRAINAGE HAPPY VALLEY		14,693		14,693			0.0 %
390241	CW DRAINAGE AERIAL SURVEY					37,900	(37,900)	-
390243	CW DRAINAGE IMPROV HAOU LI ST					55,970	(55,970)	-
390269	CW DRAINAGE IMPROVEMENTS		131,354				131,354	100.0 %
390270	HOLOLANI DRAINAGE IMP				5,500	30,420	(35,920)	-
99183	* CW DRAINAGE IMPROVEMENTS		795,108	0	425,032	370,079	0	0.0 %
901	** Drainage		1,866,018	602,344	679,444	1,788,921	0	0.0 %
301203	CW EQUIP D8 DOZER MICRO PAVER			795,000		795,000		0.0 %
301204	CW EQUIP R-OFF TRCK D5/D8 DZRS			1,310,551		1,070,670	239,881	18.3 %
301207	CW EQUIP 4000 GAL WATER TRUCK			294,607		294,607		0.0 %
90133	* LANAI PARKS SYSTEM		0	2,400,158	0	2,160,277	239,881	10.0 %
301419	BUS STOPS & SHELTERS			200,000			200,000	100.0 %
90219	* BUS STOPS AND SHELTERS		0	200,000	0	0	200,000	100.0 %
345290	PUBLIC SAFETY RADIO SYS REPLC		324,534			324,534		0.0 %
94062	* PUBLIC SAFETY RADIO SYS REPLCT		324,534	0	0	324,534	0	0.0 %
389225	P SAFETY RADIO SYS REPLACMN		100,030			100,030		0.0 %
98025	* PUBLIC SAFETY RADIO SYS REPLCM		100,030	0	0	100,030	0	0.0 %
390210	CW EQUIP - 4AUTO REF TRUCKS		1,689,735			1,689,735		0.0 %
390211	CW EQUIP-1 ROLL OFF TRK CML		268,915		268,915			0.0 %

County of Maui
Statement of Appropriations and Expenditures
Capital Improvement Program by District
Fiscal Year Ending 6/30/2020 - as of 12/31/2019

09	Countywide		Prior Year Encumbrance / Carryover	Amended Budget / Lapses	Year to Date Expended	Current Encumbrance 12/31/2019	Balance Available	% of Budget Available
	Index	* Activity ** Program *** District						
99136	*	CW EQUIPMENT	1,958,650	0	268,915	1,689,735	0	0.0 %
390236		P SAFETY RADIO SYS REPLACMN	877,459		399,343	398,903	79,213	9.0 %
99141	*	PUBLIC SAFETY RADIO SYS REPLCM	877,459	0	399,343	398,903	79,213	9.0 %
390071		BRIDGE INSP/EVAL OF CTY BRIDGE	199,000		68,600	130,400		0.0 %
99185	*	BRIDGE INSP/EVAL CNTY BRIDGES	199,000	0	68,600	130,400	0	0.0 %
902	**	Other Projects	3,459,673	2,600,158	736,858	4,803,879	519,094	8.6 %
301334		CW FIRE FACILITIES		500,000			500,000	100.0 %
90134	*	COUNTYWIDE FIRE FACILITIES	0	500,000	0	0	500,000	100.0 %
301379		CW FACILITY BLDG IMPROVEMENTS		450,000			450,000	100.0 %
90179	*	CW FACILITY BLDG IMPRVMT	0	450,000	0	0	450,000	100.0 %
345320		CW FACILITY BLDG IMPROVEMENTS	10,037			10,037		0.0 %
94020	*	CW FACILITY BLDG IMPROVEMENTS	10,037	0	0	10,037	0	0.0 %
345264		KALANA O MAUI CAMPUS EXP DESIG	307,882			307,882		0.0 %
94102	*	KALANA O MAUI CAMPUS EXP DESIG	307,882	0	0	307,882	0	0.0 %
356583		CW FAC KALANA ELECTRICAL UPGRD	25,000		20,000	5,000		0.0 %
95021	*	CW FACILITY BLDG IMPROVEMENTS	25,000	0	20,000	5,000	0	0.0 %
368267		CW FAC BLDG KALANA O MAUI	34,772			34,772		0.0 %
368275		CW FAC REPLC VARIOUS LOC	7,445		5,318	2,127		0.0 %
96049	*	CW FACILITY BLDG IMPROVEMENTS	42,217	0	5,318	36,899	0	0.0 %
379081		CW DMVL SATELLITE HANA	3,869			3,869		0.0 %
97026	*	CW DMVL SATELLITE OFFICE UPGRD	3,869	0	0	3,869	0	0.0 %
379179		CW POLICE FAC WAI STN DISPATCH	9			9		0.0 %
379183		CW POLICE FAC WAI STN PARKING	24,740			24,740		0.0 %
97067	*	CW POLICE FACILITIES	24,749	0	0	24,749	0	0.0 %
379104		CW FAC KOM RETAINING WALLS	14,482			14,482		0.0 %

County of Maui
Statement of Appropriations and Expenditures
Capital Improvement Program by District
Fiscal Year Ending 6/30/2020 - as of 12/31/2019

09	Countywide	Prior Year Encumbrance / Carryover	Amended Budget / Lapses	Year to Date Expended	Current Encumbrance 12/31/2019	Balance Available	% of Budget Available
	Index * Activity ** Program *** District						
379195	CW FAC KOM 2ND FLR DECK	223,763			223,763		0.0 %
97070	* CW FAC BLDG IMPROVEMENTS	238,245	0	0	238,245	0	0.0 %
380158	CW POLICE LAHAINA LOCKER RM	85,043			85,043		0.0 %
380168	CW POLICE FORENSIC FAC AC IMPR	20,060			20,060		0.0 %
98045	* CW POLICE FACILITIES	105,103	0	0	105,103	0	0.0 %
380101	CW FAC KALANA O MAUI TRANSFORM	6,710			6,710		0.0 %
380113	CW FAC KOM 2ND FLR DECK RPR	71,956			71,956		0.0 %
380120	CW FAC KALANA O MAUI EXTERIOR	22,577		22,577			0.0 %
380137	CW FAC KALANA PAKUI AC	9,150			9,150		0.0 %
380169	CW FAC KAOHU ST PRK'G LOT	25,337			25,337		0.0 %
98048	* CW FACILITY BLDG IMPROVEMENTS	135,730	0	22,577	113,153	0	0.0 %
390032	CW FIRE FACILITIES	276,345	(276,345)				-
390361	CW FIRE FAC MFD ADMIN		15,675		15,675		0.0 %
390362	CW FIRE FAC KINIPOPO ST		14,389		14,389		0.0 %
390364	CW FIRE FAC-OCEAN SAFETY		13,761	4,181	9,580		0.0 %
390370	CW FIRE FAC CATCHALL		74,900		74,900		0.0 %
99137	* CW FIRE FACILITIES	276,345	(157,620)	4,181	114,544	0	0.0 %
390242	CW POLICE FAC-WAILUKU STATION				81,289	(81,289)	-
390244	CW POLICE FAC WAILUKU BALLISTI				24,976	(24,976)	-
390245	CW POLICE FAC-FORENSIC FAC AC/				649,000	(649,000)	-
390256	CW POLICE FACILITIES	755,265				755,265	100.0 %
99182	* CW POLICE FACILITIES	755,265	0	0	755,265	0	0.0 %
390070	CW FACILITY BLDG IMPROVEMENTS	306,149	(306,149)				-
390154	CW FACILITY KAOHU ST PRK'G LOT	6,093			6,093		0.0 %
390165	CW FACILITY KALANA O MAUI ELEC	28,056	17,490		45,546		0.0 %
390184	CW FACILITY CIVIL DEF HVAC	21,692	69,510	18,577	72,625		0.0 %
390310	CW FACILITY CATCHALL	17,650			17,650		0.0 %
390343	CW FAC CO CAMPUS PARK'G LIGHT		26,022		26,022		0.0 %
390348	CW FAC KONA WINDS CONSTRUCTION		73,666	41,437	32,229		0.0 %
390352	CW FAC OLD CRTHSE CEILING RPR		37,974	37,974			0.0 %
390359	CW FAC KALANA PAKUI AC		79,196	355	78,841		0.0 %

County of Maui
Statement of Appropriations and Expenditures
Capital Improvement Program by District
Fiscal Year Ending 6/30/2020 - as of 12/31/2019

09	Countywide	Prior Year Encumbrance / Carryover	Amended Budget / Lapses	Year to Date Expended	Current Encumbrance 12/31/2019	Balance Available	% of Budget Available
	Index * Activity ** Program *** District						
99184	* CW FACILITY BLDG IMPROVEMENTS	379,640	(2,291)	98,343	279,006	0	0.0 %
903	** Government Facilities	2,304,082	790,089	150,419	1,993,752	950,000	30.7 %
301341	CW PARKS ADA IMPROVEMENTS		500,000			500,000	100.0 %
305034	CW PARKS ADA KEOKEA ACCESS			23,582		(23,582)	-
305037	CW PARKS ADA ACCESS TRANSITION				92,572	(92,572)	-
90141	* CW PARKS ADA IMPROVEMENTS	0	500,000	23,582	92,572	383,846	76.8 %
301342	CW PARK PLAYGRND IMPRV		500,000			500,000	100.0 %
90142	* CW PARK PLAYGROUND IMPROVEMEN	0	500,000	0	0	500,000	100.0 %
301343	CW LIGHT ORD COMPLIANCE		2,500,000			2,500,000	100.0 %
305047	CW LIGHT KALAMA PARK LIGHT				65,792	(65,792)	-
90143	* CW LIGHT ORDINANCE COMPLIANCE	0	2,500,000	0	65,792	2,434,208	97.4 %
301344	CW PARKS FACILITIES		275,000			275,000	100.0 %
305035	CW PARKS FAC HAIKU FLD HOUSE				126,102	(126,102)	-
90144	* CW PARKS FACILITIES	0	275,000	0	126,102	148,898	54.1 %
356540	CW PARK RR FAC-HOOKIPA	6,915			6,915		0.0 %
356546	CW PARK RR FAC-KEO SKATE	5,512			5,512		0.0 %
356547	CW PARK RR KEO SBALL FLD	5,600			5,600		0.0 %
356551	CW PARK RR ETAM MH& FLD	8,420			8,420		0.0 %
356552	CW PARK RR HAIKU CC/ADA	3,227			3,227		0.0 %
356553	CW PARK RR TAVARES CCTR	5,498			5,498		0.0 %
356555	CW PARK RR DT FLEMMING	4,992			4,992		0.0 %
356556	CW PARK RR KEO PLAYGRND	5,550			5,550		0.0 %
356557	CW PARK RR PAIA CCTR	1,275			1,275		0.0 %
95024	* CW PARK RR FACILITY IMPROVEMNT	46,989	0	0	46,989	0	0.0 %
367252	LARGE CAPACITY CESSPOOL	18,220			18,220		0.0 %
96052	* LARGE CAPACITY CESSPOOL CLOSUR	18,220	0	0	18,220	0	0.0 %
369511	MOLOKAI ATHLETIC COMPLEX	400,000			399,980	20	0.0 %
96099	* State/FED/PVT FY96 FY06 FY16	400,000	0	0	399,980	20	0.0 %

County of Maui
Statement of Appropriations and Expenditures
Capital Improvement Program by District
Fiscal Year Ending 6/30/2020 - as of 12/31/2019

09	Countywide	Prior Year Encumbrance / Carryover	Amended Budget / Lapses	Year to Date Expended	Current Encumbrance 12/31/2019	Balance Available	% of Budget Available
	Index * Activity ** Program *** District						
379184	CW PARK PLAYGRD NAPILI	115,000			115,000		0.0 %
379185	CW PARK PLAYGRD NAPILI PARK	49,854			49,854		0.0 %
97032	* CW PARK PLAYGROUND IMPROVEMEN	164,854	0	0	164,854	0	0.0 %
380138	CW LIGHT ORD CATCHALL	173,122		40,708	132,414		0.0 %
98028	* CW LIGHT ORDINANCE COMPLIANCE	173,122	0	40,708	132,414	0	0.0 %
380147	CW ADA IMPROV ACCESS TRANS PLA	109,934	(109,934)				-
98029	* CW PARKS ADA IMPROVEMENTS	109,934	(109,934)	0	0	0	- -
390037	CW PARKS ADA IMPROVEMENTS	10,000	(10,000)				-
390174	CW PARKS ADA ACCESS TRANS PLAN	290,000	10,000		300,000		0.0 %
99142	* CW AMERICANS W/ DISABILITIES A	300,000	0	0	300,000	0	0.0 %
390038	CW PARK PLAYGROUND IMPRV	350,333	(350,333)				-
390309	CW PARK SM PLAYGROUND SHADE	649,667			649,667		0.0 %
390341	CW PARK ONE ALII PARK		125,265		125,265		0.0 %
390351	CW PARK NAPILI PLYGRND SHADE		58,343		58,343		0.0 %
390367	CW PARK PLAYGRD WAI HEIGHTS		133,200		133,200		0.0 %
99143	* CW PARK PLAYGROUND IMPRVMNTS	1,000,000	(33,525)	0	966,475	0	0.0 %
390039	CW LIGHT ORDINANCE COMP	600,000	(600,000)				-
390357	CW LIGHT ORD LAH REC CTR		30,757		30,757		0.0 %
390360	CW LIGHT ORD HANA BALL PARK		210,743		210,743		0.0 %
390363	CW LIGHT VARIOUS MOLOKAI SITES		89,442		89,442		0.0 %
390365	CW LIGHT ORD COMP-KALAMA PARK		269,059		269,059		0.0 %
99144	* CW LIGHT ORDINANCE COMPLIANCE	600,000	1	0	600,001	0	0.0 %
390040	CW BUILDING MAINT REPAIRE BSY	856	(856)				-
390307	CW BUILDING MAINT CATCHALL	196,893	856	109,228	88,521		0.0 %
99145	* CW BLDG MAINT REPAIRER BSYD	197,749	0	109,228	88,521	0	0.0 %
904	** Parks and Recreation	3,010,868	3,631,542	173,518	3,001,920	3,466,972	52.2 %
520770	C'WIDE TANK/FACILITY IMPROVEM.	5,900			5,900		0.0 %
90000	* FY 2010 2000 CIP projects	5,900	0	0	5,900	0	0.0 %

County of Maui
Statement of Appropriations and Expenditures
Capital Improvement Program by District
Fiscal Year Ending 6/30/2020 - as of 12/31/2019

09	Countywide						
	Index	Prior Year	Amended	Year	Current	Balance	% of
	* Activity ** Program *** District	Encumbrance	Budget /	to Date	Encumbrance	Available	Budget
		/ Carryover	Lapses	Expended	12/31/2019		Available
520900	CTYWDE FACILITY IMPROVEMENTS		3,320,000		93,078	3,226,922	97.2 %
90220	* CW FACILITY IMPROVEMENTS	0	3,320,000	0	93,078	3,226,922	97.2 %
520910	CNTYWDE UPGRDES/RPLCMNT		7,180,000	368,872		6,811,128	94.9 %
90221	* CW UPGRADES & REPLACEMENTS	0	7,180,000	368,872	0	6,811,128	94.9 %
520920	CNTYWDE WTR SYSTM MDIFCATION		150,000		67,970	82,030	54.7 %
90222	* CW WATER SYSTEM MODIFICATIONS	0	150,000	0	67,970	82,030	54.7 %
522930	C'WIDE LAND APPRAISL/ACQUISITN	9,236		7,522	1,715		0.0 %
92087	* CW FACILITY IMPROVEMENTS	9,236	0	7,522	1,715	0	0.0 %
543150	COUNTYWIDE SOURCE DEVELOP/ACQ	117,003			117,003		0.0 %
93083	* CW SOURCE DEVT/ACQUISITION	117,003	0	0	117,003	0	0.0 %
523540	COUNTYWIDE FACILITY IMPROVEMTS	16,707			16,707		0.0 %
93087	* CW FACILITY IMPROVEMENTS	16,707	0	0	16,707	0	0.0 %
524820	COUNTYWIDE FACILITY IMPROVMTS	6,215			6,215		0.0 %
94095	* CW FACILITY IMPROVEMENTS	6,215	0	0	6,215	0	0.0 %
535050	WAILUKU HEIGHTS TANK 30 BOOSTE	736,005		617,749	118,256		0.0 %
95084	* CW UPGRADES and REPLACEMENT	736,005	0	617,749	118,256	0	0.0 %
545160	COUNTYWIDE RELIABLE CAPACITY	164,916		70,213	94,703		0.0 %
95086	* CW RELIABLE CAPACITY	164,916	0	70,213	94,703	0	0.0 %
525010	COUNTYWIDE CONSERVATION	316,070			316,070		0.0 %
95088	* CW CONSERVATION PROGRAM	316,070	0	0	316,070	0	0.0 %
525020	CTYWDE FACILITY IMPRVMTS	300,575		166,126	134,449		0.0 %
95089	* CW FACILITY IMPROVEMENTS	300,575	0	166,126	134,449	0	0.0 %
526040	CW UPGRADES & REPLACEMENT	221,480		5,517	215,963		0.0 %
96078	* CW UPGRADES & REPLACEMENT	221,480	0	5,517	215,963	0	0.0 %
537000	OMAOPIO TANK BOOSTER PUMP REPL	1,368,161		1,132,576	235,585		0.0 %

County of Maui
Statement of Appropriations and Expenditures
Capital Improvement Program by District
Fiscal Year Ending 6/30/2020 - as of 12/31/2019

09	Countywide		Prior Year Encumbrance / Carryover	Amended Budget / Lapses	Year to Date Expended	Current Encumbrance 12/31/2019	Balance Available	% of Budget Available
	Index							
	* Activity ** Program *** District							
97108	* OMAOPIO TANK BOOSTER PR		1,368,161	0	1,132,576	235,585	0	0.0 %
527030	CTYWIDE UPGRADES & RPLCMNTS		405,357		6,658	398,700		0.0 %
547010	CTYWIDE UPGRADES AND REPLCMNTS		109,450		30,500	78,950		0.0 %
97109	* CW UPGRADES & REPLACEMENTS		514,807	0	37,158	477,650	0	0.0 %
527020	CTYWIDE FACILITY IMPRVMTS		318,822		73,197	245,625		0.0 %
97111	* CW FACILITY IMPROVEMENTS		318,822	0	73,197	245,625	0	0.0 %
529000	COUNTYWIDE FACILITY IMPRVMTS		1,279,592		1,256,875	22,717		0.0 %
548220	COUNTYWIDE FACILITY IMPR		55,640		9,103	46,537		0.0 %
98080	* CW FACILITY IMPROVEMENTS - DWS		1,335,232	0	1,265,978	69,254	0	0.0 %
529010	COUNTYWIDE UPGRADES & RPLCMNTS		3,470,227		349,009	3,117,678	3,540	0.1 %
548230	COUTYWIDE UPGR & REPLCMNTS		2,186,000		1,502,787	683,213		0.0 %
98081	* CW UPGRADES & REPLCMNTS - DWS		5,656,227	0	1,851,796	3,800,891	3,540	0.1 %
528990	COUNTYWIDE CONSERVATION PROGRM		11,019			11,019		0.0 %
98082	* CW CONSERVATION PROGRAM - DWS		11,019	0	0	11,019	0	0.0 %
529500	CTYWDE FACILITY IMPROVEMENTS		2,898,222	(12,580)	1,767,705	1,117,937		0.0 %
549010	CTYWD FACILITY IMPROVEMENTS		57,441	(44,116)		13,325		0.0 %
99221	* CW FACILITY IMPROVEMENTS		2,955,663	(56,696)	1,767,705	1,131,262	0	0.0 %
529510	CTYWDE UPGRADES & REPLACEMENTS		458,755	(19,164)	180,150	259,441		0.0 %
549020	CTYWIDE UPGRADES & REPLCMNTS		200,000	(200,000)				-
99222	* CW UPGRADES & REPLCMNTS - DWS		658,755	(219,164)	180,150	259,441	0	0.0 %
905	** WATER SUPPLY		14,712,793	10,374,140	7,544,559	7,418,756	10,123,620	40.4 %
301380	CW BIKEWAY IMPROVEMENTS			387,208			387,208	100.0 %
305036	CW BIKEWAY N SHORE GRNWAY					25,139	(25,139)	-
305046	CW BIKEWAY MAUI BICYCLE & PEDE					98,720	(98,720)	-
90180	* CW BIKEWAY IMPROVEMENTS		0	387,208	0	123,859	263,349	68.0 %
301381	CW RD RESURF/PVMNT PRESRVTN			5,676,267			5,676,267	100.0 %
305011	CW RD RESURF SOUTH MAUI DIST					180,600	(180,600)	-

County of Maui
Statement of Appropriations and Expenditures
Capital Improvement Program by District
Fiscal Year Ending 6/30/2020 - as of 12/31/2019

09	Countywide	Prior Year Encumbrance / Carryover	Amended Budget / Lapses	Year to Date Expended	Current Encumbrance 12/31/2019	Balance Available	% of Budget Available
Index	* Activity ** Program *** District						
305015	CW RD RESURF WEST MAUI DIST				155,932	(155,932)	-
305020	CW RD RESURF ROADWAY PROJECTS			232	49,788	(50,020)	-
305038	CW RD RESURF COLD MIX ASPHALT				150,000	(150,000)	-
305039	CW RD RESURF EMULSIFIED ASPHAL				450,000	(450,000)	-
305041	CW RD RESURF 4F TYPE II AGGREA				100,000	(100,000)	-
305042	CW RD RESURF MTRLS SLURRY SEAL				200,000	(200,000)	-
305060	CW RD RESUR KAMEHAMEHA AVE PMV			24	64,014	(64,038)	-
90181	* CW ROAD RESURFACING/PVMNT PRSV	0	5,676,267	256	1,350,334	4,325,677	76.2 %
301382	CW SAFETY IMPROVEMENTS		1,060,000			1,060,000	100.0 %
301388	CW SAFETY IMPROVEMENTS		75,000			75,000	100.0 %
305027	CW SAFETY IMPRV PAPA-LAAU				192,373	(192,373)	-
90182	* CW SAFETY IMPROVEMENTS	0	1,135,000	0	192,373	942,627	83.1 %
301383	CW BRIDGE IMPROVEMENTS		600,000			600,000	100.0 %
305045	CW BRIDGE IMPROV KAHAKULOA BRI				73,476	(73,476)	-
90183	* CW BRIDGE IMPROVEMENTS	0	600,000	0	73,476	526,524	87.8 %
301384	CW TRAFFIC CALMING PROGRAM		420,000			420,000	100.0 %
90184	* CW TRAFFIC CALMING PRG	0	420,000	0	0	420,000	100.0 %
301385	CW SIDEWALK IMPROVEMENTS		745,000			745,000	100.0 %
90185	* CW SIDEWALK IMPROVEMENTS	0	745,000	0	0	745,000	100.0 %
301386	SURVEYING-MOLOKAI&LANAI ROADS		100,000	57,364	42,636		0.0 %
90186	* SURVEYING-MOLOKAI&LANAI ROADS	0	100,000	57,364	42,636	0	0.0 %
301387	ASSESSMENT-COM COASTAL ROADS		140,000			140,000	100.0 %
90187	* ASSESSMENT COM COASTAL RDS	0	140,000	0	0	140,000	100.0 %
327032	CW ROAD RESURFACING	111,279			111,279		0.0 %
92021	* CW ROAD RESURFACING	111,279	0	0	111,279	0	0.0 %
331132	CW SAFETY IMPROVEMENTS	37,409			37,409		0.0 %
93032	* CW SAFETY IMPROVEMENTS	37,409	0	0	37,409	0	0.0 %

County of Maui
Statement of Appropriations and Expenditures
Capital Improvement Program by District
Fiscal Year Ending 6/30/2020 - as of 12/31/2019

09	Countywide	Prior Year Encumbrance / Carryover	Amended Budget / Lapses	Year to Date Expended	Current Encumbrance 12/31/2019	Balance Available	% of Budget Available
	Index * Activity ** Program *** District						
331133	CW SIDEWALK IMPROVEMENTS	19,416		11,400	8,016		0.0 %
93033	* CW SIDEWALK IMPROVEMENTS	19,416	0	11,400	8,016	0	0.0 %
331138	CW BIKEWAY IMPROVEMENTS	40,428		29,402	11,026		0.0 %
93038	* CW BIKEWAY IMPROVEMENTS	40,428	0	29,402	11,026	0	0.0 %
337507	KAMALII ELEM SCH SAFE ROUTES	4,167		4,167			0.0 %
93099	* State/Fed/Private FY2003/2013	4,167	0	4,167	0	0	0.0 %
345332	CW BRIDGE IMPROVEMENTS	144,179			144,179		0.0 %
94032	* CW BRIDGE IMPROVEMENTS	144,179	0	0	144,179	0	0.0 %
345333	CW RD RESURFACING/PAVEMENT PR	85,489			85,489		0.0 %
94033	* CW RD RESURFACING/PAVEMENT PRE	85,489	0	0	85,489	0	0.0 %
345334	CW SAFETY IMPROVEMENTS	11,825	(11,825)				-
94034	* CW SAFETY IMPROVEMENTS	11,825	(11,825)	0	0	0	- -
345337	CW BIKEWAY IMPROVEMENTS	3,000			3,000		0.0 %
94037	* CW BIKEWAY IMPROVEMENTS	3,000	0	0	3,000	0	0.0 %
356570	CW RD RESURF-WELLS&WAKEA	15,772			15,772		0.0 %
95033	* CW RD RESURF & PAVEMENT PRESV	15,772	0	0	15,772	0	0.0 %
368851	CW BRIDGE IMPRV/KAHANA NUI	34,127			34,127		0.0 %
368873	CW BRIDGE IMPRV/KULANIHAKOI	21,282	(21,282)				-
96022	* CW BRIDGE IMPROVEMENTS	55,409	(21,282)	0	34,127	0	0.0 %
368803	CW RD RESRF/PVMNT CATCH ALL	39,407		10,273	29,134		0.0 %
368837	CW RD RESRF/LANAI DISTRICT	112,754			112,754		0.0 %
368840	CW RD RESRF/PIILANY HWY	22,968		6,822	16,146		0.0 %
96024	* CW RD RESURF & PAVEMENT PRESER	175,129	0	17,095	158,034	0	0.0 %
368834	CW SAFETY WAIALE RD EXT	5,595			5,595		0.0 %
368860	CW SAFETY MAK/HALEAKALA HWY	25,209			25,209		0.0 %
96025	* CW SAFETY IMPROVEMENTS	30,804	0	0	30,804	0	0.0 %

County of Maui
Statement of Appropriations and Expenditures
Capital Improvement Program by District
Fiscal Year Ending 6/30/2020 - as of 12/31/2019

09	Countywide	Prior Year Encumbrance / Carryover	Amended Budget / Lapses	Year to Date Expended	Current Encumbrance 12/31/2019	Balance Available	% of Budget Available
	Index * Activity ** Program *** District						
368861	CW SIDEWALK PAUWELA RD	13,604			13,604		0.0 %
96026	* CW SIDEWALK IMPROVEMENTS	13,604	0	0	13,604	0	0.0 %
368841	CW BIKEWAY LILOA DRIVE	16,500			16,500		0.0 %
368872	CW BIKEWAY KIHEI GREENWAY	77,479			77,479		0.0 %
96031	* CW BIKEWAY IMPROVEMENTS	93,979	0	0	93,979	0	0.0 %
377033	CW SAFETY IMPROVEMNTS	600		600			0.0 %
97000	* FY1997/2007 CIP projects	600	0	600	0	0	0.0 %
379234	CW BRIDGE KULAHIKAHAKOI	9,321	(9,321)				-
379236	CW BRIDGE KAHAKULOA STREAM BRD	70,324	(70,324)				-
97072	* CW BRIDGE IMPROVEMENT	79,645	(79,645)	0	0	0	- -
379163	CW PAVEMENT SLURRY SL KAHULUI	114,545		114,545			0.0 %
97073	* CW PAVEMENT PRESERVATION	114,545	0	114,545	0	0	0.0 %
379084	CW RD RESRF/PVMT S MAUI RDS	60,522			60,522		0.0 %
379119	CW RD RESURFG BALDWIN AVE	131,856	(125,758)	6,098			0.0 %
379120	CW RD RESURFG UPCOUNTRY DIST	419,921			419,921		0.0 %
379124	CW RD RESURFG VARIOUS LOC	268,550		51,149	217,400		0.0 %
379155	CW RD RESURFG WAKEA AVE	88,940		88,940			0.0 %
379159	CW RD RESURFG HAIKU DISTRICT	19,967			19,967		0.0 %
379190	CW RD RESURF KAMEHAMEHA/HINA	37,516			37,516		0.0 %
379194	CW RD RESURF ONEHEE/KEA ST	56,773			56,773		0.0 %
97074	* CW RD RESUF/PAVEMNT PRESERVVTN	1,084,045	(125,758)	146,187	812,099	0	0.0 %
379099	CW SAFETY LILOA DR EXT	150,000		53,332	96,668		0.0 %
379105	CW SAFETY PAUWELA RD SDWLK IMP	7,503			7,503		0.0 %
97075	* CW SAFETY IMPROVEMENTS	157,503	0	53,332	104,171	0	0.0 %
379100	CW SIDEWALK LILOA DR EXT	222,979			222,979		0.0 %
379106	CW SIDEWALK PAUWELA RD	4,619			4,619		0.0 %
97076	* CW SIDEWALK IMPROVEMENTS	227,598	0	0	227,598	0	0.0 %
379172	CW TRAFFIC VARIOUS LOCATIONS	7,781		1,448	6,333		0.0 %

County of Maui
Statement of Appropriations and Expenditures
Capital Improvement Program by District
Fiscal Year Ending 6/30/2020 - as of 12/31/2019

09	Countywide	Prior Year Encumbrance / Carryover	Amended Budget / Lapses	Year to Date Expended	Current Encumbrance 12/31/2019	Balance Available	% of Budget Available
	Index * Activity ** Program *** District						
97077	* CW TRAFFIC CALMING PROGRAM	7,781	0	1,448	6,333	0	0.0 %
379510	SAFE ROUTES TO SCH PRG	32		32			0.0 %
97099	* State/Fed/PVT FY96 FY06 FY16	32	0	32	0	0	0.0 %
380104	CW BIKEWAY WM GREENWAY PH1	76,133			76,133		0.0 %
380110	CW BIKEWAY N SHORE GRNWAY	4,313			4,313		0.0 %
98049	* CW BIKEWAY IMPROVEMENTS	80,446	0	0	80,446	0	0.0 %
380114	CW RD RESURF KUIKAHI DR	905	(6,400)	(6,400)	905		0.0 %
380118	CW RD RESURF CENTRAL MAUI	155,074		24,947	130,127		0.0 %
380124	CW RD RESURF KEANAE RD	16,500			16,500		0.0 %
380125	CW RD RESURF ASPHALT B SEALER	200,000			200,000		0.0 %
380130	CW RD RESURF MOLOKAI DISTRICT	66,327		66,327			0.0 %
380131	CW RD RESURF LANAI DISTRICT	419,670			419,670		0.0 %
380132	CW RD RESURF SO MAUI DISTRICT	21,205			21,205		0.0 %
380143	CW RD RESURF PAPA AVE	8,651			8,651		0.0 %
380146	CW RD RESURF WEST MAUI	86,291		37,157	49,134		0.0 %
380153	CW RD RESURF PAIA HAIKU	782,899		517,052	265,847		0.0 %
380154	CW RD RESURF HANA LANDSLIDE	68,282			68,282		0.0 %
98050	* CW RD RESURF/PVMNT PRESERVATN	1,825,804	(6,400)	639,083	1,180,321	0	0.0 %
380102	CW SAFETY KAH FIRE STN SDWLK	110,987			110,987		0.0 %
380133	CW SAFETY CATCHALL	53,891		53,891			0.0 %
380139	CW SAFETY RD DIET ANALYSIS	47,590		47,590			0.0 %
380157	CW SAFETY WM GREENWAY PH1	55,935			55,935		0.0 %
380165	CW SAFETY MOLOKAI DISTRICT	28,500		16,338	12,162		0.0 %
98051	* CW SAFETY IMPROVEMENTS	296,903	0	117,819	179,084	0	0.0 %
389510	SAFE ROUTES TO SCH PRG	92,956				92,956	100.0 %
98099	* FY98/08/18 ST/FED/PVT	92,956	0	0	0	92,956	100.0 %
390095	PAIA SCHOOL SAFE ROUTES TO SCH	300,204		85,985	54,204	160,015	53.3 %
390700	MAUI BICYCLE/PEDESTRIAN	121,200	(121,200)				-
390710	KEA ST PAVEMENT RECONSTRUCTION		1,848,135	30,830	1,798,504	18,800	1.0 %
390720	KAUPAKALUA RD PVMNT RECON PH-2		4,642,154		4,575,090	67,064	1.4 %

County of Maui
Statement of Appropriations and Expenditures
Capital Improvement Program by District
Fiscal Year Ending 6/30/2020 - as of 12/31/2019

09	Countywide	Prior Year Encumbrance / Carryover	Amended Budget / Lapses	Year to Date Expended	Current Encumbrance 12/31/2019	Balance Available	% of Budget Available
	Index * Activity ** Program *** District						
399510	SAFE ROUTES TO SCH PRG	97,584				97,584	100.0 %
99099	* State/Fed/Private 99/09/19	518,988	6,369,089	116,815	6,427,798	343,463	5.0 %
390218	CW FED AID PRG KAUPAKALUA RD R			6,649	1,143,773	(1,150,421)	-
390240	CW FEDERAL AID KEA ST			42,959	750,647	(793,606)	-
390272	CW FEDERAL AID PROGRAM	1,944,027				1,944,027	100.0 %
99186	* CW FEDERAL AID PROGRAM	1,944,027	0	49,608	1,894,420	0	0.0 %
390073	CW BIKEWAY IMPROVEMENTS	29,961	(29,961)				-
390164	CW BIKEWAY N SHORE GRNWAY	79,462	4,264		83,725		0.0 %
390373	CW BIKEWAY MAUI BICYCLE/PEDEST		25,698		25,698		0.0 %
99187	* CW BIKEWAY IMPROVEMENTS	109,423	1	0	109,423	0	0.0 %
390074	CW RD RESURF/PVMNT PRESRVTN	2,688,657	(2,688,657)				-
390155	CW RD RESURF/PVMNT CATCHALL	70,979		61,337	9,642		0.0 %
390166	CW RD RESURF/COLD MIX ASPHALT	58,261		50,242	8,019		0.0 %
390167	CW RD RESURF/EMULSIFIED ASPHLT	75,754	69,126	144,881			0.0 %
390168	CW RD RESURF/MILL ST	115,848	22,783	47,323	91,308		0.0 %
390171	CW RD RESURF/PVMNT KEA ST		342	342			0.0 %
390173	CW RD RESURF/ASPHALT MAUI ONLY	123,780	(2)	103,778	20,000		0.0 %
390178	CW RD RESURF/HALEAKALA-MAK	142,308		72,826	69,482		0.0 %
390189	CW RD RESURF KAMEHAMEHA HINA	58,966	47	34,672	24,341		0.0 %
390190	CW RD RESURF KEANAE RD SAFETY	831,700			831,700		0.0 %
390192	CW RD RESURF KAUPAKALUA RD PAV		86,730	1,357	85,373		0.0 %
390193	CW RD RESUR KAUPAKALUA RD PH2		208	208			0.0 %
390194	CW RD RESUR KOKOMO RD & MAK AV	159,451	162,506	276,066	45,891		0.0 %
390196	CW RD RESUR KAMEHAMEHA AVE PVM	64,014	(64,014)				-
390197	CW RD RESUR PAIA-HAIKU DISTRIC	486,364			486,364		0.0 %
390199	CW RD RESUR L HONOAPIILANI RD	154,000	(33,529)	120,471			0.0 %
390302	CW RD RESUR WELLS ST & WAKEA A	1,110			1,110		0.0 %
390308	CW RD RESUR VARIOUS SM LOC		504,787	137,330	367,457		0.0 %
390313	CW RD RESUR WAI/KAH DISTRICT		306,535	132	306,403		0.0 %
390316	CW RD RESUR S MAUI DISTRICT	141	449,711	141	449,711		0.0 %
390331	CW RD RESURF BALDWIN AVE PVMNT	616			616		0.0 %
390340	CW RD RESURF IOLANI LOHA LIHOL		112,100		112,100		0.0 %

County of Maui
Statement of Appropriations and Expenditures
Capital Improvement Program by District
Fiscal Year Ending 6/30/2020 - as of 12/31/2019

09	Countywide	Prior Year Encumbrance / Carryover	Amended Budget / Lapses	Year to Date Expended	Current Encumbrance 12/31/2019	Balance Available	% of Budget Available
	Index * Activity ** Program *** District						
390342	CW RD RESURF PAPA AVE		11,448	610	10,838		0.0 %
390344	CW RD RESURF ONEHEE AVE IMPRV		287,900		287,900		0.0 %
390346	CW RD RESURF EAST MAUI DISTRCT		50	50			0.0 %
390347	CW RD RESURF UPCOUNTRY		453,212	50	453,162		0.0 %
390350	CW RD RESURF MOL/LAN RD SURVEY		87,365		87,365		0.0 %
390354	CW RD RESURF S MAUI KIHEI RD		112,800		112,800		0.0 %
390355	CW RD RESURF HAIKU RD GRDRAIL		20,805		20,805		0.0 %
390356	CW RD RESURF SLURRY SEAL KAHUL		6,165	6,165			0.0 %
390372	CW RD RESURF/PVMNT NAPILI WWPS		91,580		91,580		0.0 %
99188	* CW ROAD RESURF AND PVMT PRES	5,031,949	(2)	1,057,981	3,973,967	0	0.0 %
390075	CW SAFETY IMPROVEMENTS	232,535	(232,535)				-
390156	CW SAFETY RD DIET ANALYSIS	15,660		12,396	3,264		0.0 %
390162	CW SAFETY RD PAPALAU	104,980	3,316	63,460	44,836		0.0 %
390182	CW SAFETY HALIIMAILE RD	6,808	16,501	16,501	6,808		0.0 %
390183	CW SAFETY OLD HALEAKALA	24,740	269	8,399	16,610		0.0 %
390323	CW SAFETY HALEA/MAKA INTERSEC	90,385			90,385		0.0 %
390335	CW SAFETY PAIA SCH SAFE ROUTES	6,623		6,623			0.0 %
390337	CW SAFETY MAUI LANI PRKWY	91,781		15,710	76,071		0.0 %
390338	CW SAFETY SPD TABLES-HUMPS	273	37,624	19,647	18,250		0.0 %
390339	CW SAFETY MLANI ROUNDABOUT	47,300		6,250	41,050		0.0 %
390345	CW SAFETY PRG'G ER VEHICLE PRE		83,500		83,500		0.0 %
390374	CW SAFETY MAUI BICYCLE/PEDESTR		50,825		50,825		0.0 %
390875	WAIKALE RD (HALE MAKANA)		31,634		31,634		0.0 %
99189	* CW SAFETY IMPROVEMENTS	621,085	(8,866)	148,986	463,233	0	0.0 %
390076	CW BRIDGE IMPROVEMENTS	216,951	(216,951)				-
390152	CW BRIDGE INSPECTION VAR LOC	1,000	20,452	8,652	12,800		0.0 %
390327	CW BRIDGE IMPROV KAHANA NUI BR		34,414	6,994	27,420		0.0 %
390349	CW BRIDGE INSPECT MAKAMAKAOLE		23,100	19,635	3,465		0.0 %
390353	CW BRIDGE KAHAKULOA STREAM CHN		137,098	89	137,009		0.0 %
99190	* CW BRIDGE IMPROVEMENT	217,951	(1,887)	35,370	180,694	0	0.0 %
390077	CW TRAFFIC CALMING PROGRAM	190,961	(190,961)				-
390163	CW TRAFFIC CALMING PROGRAM	116,600		30,352	86,248		0.0 %

County of Maui
Statement of Appropriations and Expenditures
Capital Improvement Program by District
Fiscal Year Ending 6/30/2020 - as of 12/31/2019

09	Countywide	Prior Year Encumbrance / Carryover	Amended Budget / Lapses	Year to Date Expended	Current Encumbrance 12/31/2019	Balance Available	% of Budget Available
	Index * Activity ** Program *** District						
390177	CW TRAFFIC SPEED TABLES	42,311	190,889	42,311	190,889		0.0 %
99191	* CW TRAFFIC CALMING PROGRAM	349,872	(72)	72,663	277,137	0	0.0 %
390078	CW SIDEWALK IMPROVEMENTS	62,962	(62,962)				-
390301	CW SIDEWLK IMPRV PAUWELA ROAD	5,040	5,715	10,755			0.0 %
390305	CW SIDEWALK N SHORE GRNWAY	146,741	1,790	118,831	29,700		0.0 %
390306	CW SIDEWLK IMPRV CATCHALL	4,521			4,521		0.0 %
390314	CW SIDEWLK OHUKAI RD IMPRV	108,131		13,591	94,540		0.0 %
390322	CW SIDEWLK PAIA SCHOOL	6,403		5,362	1,041		0.0 %
390366	CW SIDEWALK IMPROV-MAUI CO BUS		11,276	11,276			0.0 %
390375	CW SIDEWALK MAUI BICYCLE/PEDES		25,457		25,457		0.0 %
99192	* CW SIDEWALK IMPROVEMENTS	333,798	(18,724)	159,815	155,259	0	0.0 %
390079	GUARDRAIL/SHLDR IMPR AT VAR LO	200,000	(200,000)				-
99193	* GUARDRAIL/SHOULDER IMPR	200,000	(200,000)	0	0	0	- -
907	** Roads	14,136,840	15,098,104	2,833,968	18,601,379	7,799,596	26.7 %
301300	ENV'TAL COMP SYS DSGN/CTNS		500,000			500,000	100.0 %
305033	ENV'TAL COMP CML LEACHATE COLL			9,234		(9,234)	-
305048	ENV'TAL COMP CML FAC PRJ				20,835	(20,835)	-
305049	ENV'TAL COMP CML LAND PURCHASE				59,008	(59,008)	-
90100	* ENVIRONMENTAL COMPLIANCE SD&C	0	500,000	9,234	79,843	410,923	82.2 %
301301	INTEGRATED SW MGT PLAN UPDTE		200,000			200,000	100.0 %
90101	* INTEGRATED SW MGT PLAN UPDATE	0	200,000	0	0	200,000	100.0 %
378302	ENV'TAL COMP SYS DSGN/CTNS	25,276		14,409	10,867		0.0 %
97002	* ENV COMPLIANCE SYS DESGN/CONST	25,276	0	14,409	10,867	0	0.0 %
390001	ENV'TAL COMP SYS DSGN/CTNS	71,338	(71,338)				-
390187	ENV'TAL COMP CML PUUNENE	71,471		71,471			0.0 %
390320	ENV'TAL COMP CML LECHATE COLL	24,691		9,511	15,180		0.0 %
390330	ENV'TAL COMP CML TRAFFIC ASSES	27,625		27,625			0.0 %
99106	* ENV COMPL SYS DESIGN AND CONST	195,125	(71,338)	108,607	15,180	0	0.0 %

County of Maui
Statement of Appropriations and Expenditures
Capital Improvement Program by District
Fiscal Year Ending 6/30/2020 - as of 12/31/2019

09	Countywide	Prior Year	Amended	Year	Current	Balance	% of
	Index	Encumbrance	Budget /	to Date	Encumbrance	Available	Budget
	* Activity ** Program *** District	/ Carryover	Lapses	Expended	12/31/2019		Available
390002	LANDFILL POTABLE H2O SUPPLY	32,500	(32,500)				-
390304	LANDFILL POTABLE H2O SUPPLY	23,625		20,250	3,375		0.0 %
99107	* LANDFLL POTABLE WATER SUPPLY	56,125	(32,500)	20,250	3,375	0	0.0 %
908	** Solid Waste Facilities	276,526	596,162	152,500	109,265	610,923	70.0 %
301302	CW EPA COMPLIANCE WWRF		1,500,000			1,500,000	100.0 %
305044	CW EPA COMP CATCHALL			99,792	99,792	(199,584)	-
90102	* CW EPA COMPLIANCE WWRF	0	1,500,000	99,792	99,792	1,300,416	86.7 %
301303	CW WW SYSTEM MODIFICATIONS		1,000,000			1,000,000	100.0 %
305040	CW WW SYSTEM MODI/CATCHALL				134,868	(134,868)	-
305043	CW WW SYSTEM MOD WAI/KAH WWRF			73,011	34,759	(107,770)	-
90103	* CW WW SYSTEM MODIFICATIONS	0	1,000,000	73,011	169,627	757,362	75.7 %
301304	CW EPA COMPLIANCE PRJ		500,000			500,000	100.0 %
90104	* CW EPA COMPLIANCE PRJS	0	500,000	0	0	500,000	100.0 %
319012	CW WET WELL REHABILITATION	5,783		5,783			0.0 %
91051	* CW wet well rehabilitation	5,783	0	5,783	0	0	0.0 %
329023	CW WSTWTR SYSTEM MODIFICATION	23,974			23,974		0.0 %
92060	* CW WW SYSTEM MODIFICATIONS	23,974	0	0	23,974	0	0.0 %
345378	CW EPA DECREE COMPLIANCE PRJ	35,640			35,640		0.0 %
94078	* CW EPA CONSENT COMPLIANCE PRJ	35,640	0	0	35,640	0	0.0 %
345380	CW WW SYSTEM MODIFICATIONS	33,345			33,345		0.0 %
94080	* CW WW SYSTEM MODIFICATIONS	33,345	0	0	33,345	0	0.0 %
356499	CW EPA DCR PAIA WWPS FM	25,138			25,138		0.0 %
356574	CW EPA DCR COMPLIANCE PRJ	14,959			14,959		0.0 %
95073	* CW EPA CONSENT DECREE COMPLIAN	40,097	0	0	40,097	0	0.0 %
356564	CW EPA DECREE WAI-KAH WWRF	36,447			36,447		0.0 %
95074	* CW EPA CONSENT DECREE WWRF REN	36,447	0	0	36,447	0	0.0 %

County of Maui
Statement of Appropriations and Expenditures
Capital Improvement Program by District
Fiscal Year Ending 6/30/2020 - as of 12/31/2019


09	Countywide	Prior Year Encumbrance / Carryover	Amended Budget / Lapses	Year to Date Expended	Current Encumbrance 12/31/2019	Balance Available	% of Budget Available
	Index * Activity ** Program *** District						
356521	CW WW SYSTEM MOD-WM RECYCLED	62,718			62,718		0.0 %
356579	CW WW SYSTEM MOD-NAPILI	9,304			9,304		0.0 %
95075	* CW WW SYSTEM MODIFICATIONS	72,022	0	0	72,022	0	0.0 %
356542	CW WET WELL MISC PROJECTS	576,717			576,717		0.0 %
95076	* CW WET WELL REHABILITATION	576,717	0	0	576,717	0	0.0 %
368817	CW EPA DECREE WWRF RENOVATIONS	14,945			14,945		0.0 %
368826	CW EPA DECREE HAWAIIAN HOMES	37,683			37,683		0.0 %
368857	CW EPA DECREE NAPILI WWPS 5&6	102,872		26,161	76,711		0.0 %
368868	CW EPA DECR SHERATON WWPS MODI	79,221		21,264	57,957		0.0 %
368890	CW EPA DECR LAHAINA WWRF ODOR	4,717			4,717		0.0 %
96063	* CW EPA WWRF RENOVATION PRJS	239,438	0	47,425	192,013	0	0.0 %
368828	CW WWSM NAPILI 5&6 FM	19,035			19,035		0.0 %
368842	CW WWSM LAHAINA WWPS #3	7,590		7,590			0.0 %
96065	* CW WW SYSTEM MODIFICATIONS	26,625	0	7,590	19,035	0	0.0 %
379175	CW EPA DECREE KIHEI FM#16	44,299		44,299			0.0 %
379197	CW EPA DECR CENTRAL MAUI	88,586			88,586		0.0 %
97003	* CW EPA COMPLIANCE PROJECTS	132,885	0	44,299	88,586	0	0.0 %
379129	CW EPA DECR LAH-KAH WWRF ELECT	25,930			25,930		0.0 %
379157	CW EPA DECR SCADA SERVER UPGRD	49,795			49,795		0.0 %
379166	CW EPA DECR WWRF VARIOUS LOC	35,887		20,193	15,694		0.0 %
97004	* CW EPA CONSENT DCR WWRF RP	111,612	0	20,193	91,419	0	0.0 %
379101	CC WW SYSTEM KIHEI RECYCLED WT	19,659		19,659			0.0 %
379126	CW WW SYSTEM NAPILI 3 FM	28,712			28,712		0.0 %
379127	CW WW SYSTEM NAPILI 4 FM	26,878			26,878		0.0 %
379198	CW WW SYSTEM SHERATON WWPS	15,507			15,507		0.0 %
97006	* CW WASTEWATER SYSTEM MODIFICA	90,756	0	19,659	71,097	0	0.0 %
379171	CW WWRF RENOVATION PRJS	85,772		39,867	45,905		0.0 %
379301	CW WWRF LAHAINA CHLORINATION	231,044		42,496	188,549		0.0 %
379302	CW WWRF WAILUKU/KAHULUI	2,548			2,548		0.0 %

County of Maui
Statement of Appropriations and Expenditures
Capital Improvement Program by District
Fiscal Year Ending 6/30/2020 - as of 12/31/2019


09	Countywide		Prior Year Encumbrance / Carryover	Amended Budget / Lapses	Year to Date Expended	Current Encumbrance 12/31/2019	Balance Available	% of Budget Available
	Index	* Activity ** Program *** District						
97007		* CW WWRF CHLORINATION SYS UPGRE	319,364	0	82,363	237,002	0	0.0 %
380117		CW EPA COMPL CENTRAL MAUI	500,000			500,000		0.0 %
98001		* CW EPA COMPLIANCE PROJECTS	500,000	0	0	500,000	0	0.0 %
380142		CW EPA COMPL CATWALK/LAHAINA	226,539			226,539		0.0 %
380145		CW EPA COMPL LAH WWRF ODOR	4,225		4,225			0.0 %
380149		CW EPA COMPL WAI PUMP STA	93,602			93,602		0.0 %
380150		CW EPA COMPL KAH/LAH WWRF RTU	397,995		330,169	67,827		0.0 %
380152		CW EPA COMPL CATCHALL	2,848			2,848		0.0 %
380170		CW EPA COMPL OLD LAHAINA WWPS	264,384		191,211	73,173		0.0 %
98002		* CW EPA COMPLIANCE WWRF RENOVA	989,593	0	525,605	463,989	0	0.0 %
380108		CW WWSM KIHEI RECYCLED WTR	159,623		44,969	114,654		0.0 %
380116		CW WWSM CENTRAL MAUI	950			950		0.0 %
380119		CW WWSM SHERATON WWPS	414,580			414,580		0.0 %
380122		CW WWSM WAILUKU/KAHULUI	5,270			5,270		0.0 %
380156		CW WWSM SCADA SERVER	2,118			2,118		0.0 %
98003		* CW WW SYSTEM MODIFICATIONS	582,541	0	44,969	537,572	0	0.0 %
390003		CW EPA COMPLIANCE WWRF	1,866,227	(1,866,227)				-
390317		CW EPA COMPL WAI/KAH WWRF	67,294	800,000	251,900	615,394		0.0 %
390318		CW EPA COMPL KIHEI WWRF	10,092			10,092		0.0 %
390368		CW EPA COMPL WWRF-LAHAINA		418,090		418,090		0.0 %
99108		* CW EPA COMPLIANCE WWRF RENOVA	1,943,613	(648,137)	251,900	1,043,576	0	0.0 %
390004		CW WW SYSTEM MODIFICATIONS	276,711	(276,711)				-
390157		CW WW SYSTEM KAH/LAH WWRF	32,663			32,663		0.0 %
390158		CW WW SYSTEM LAH WWRF ELECTRIC	21,948			21,948		0.0 %
390159		CW WW SYSTEM MOD KUAU #4 FM RE	52,168		14,769	37,400		0.0 %
390160		CW WW SYSTEM MOD KENOLIO RD/KO	97,769			97,769		0.0 %
390161		CW WW SYSTEM LAH WWRF CHLORINA	11,451			11,451		0.0 %
390175		CW WW SYS MODI/CATCHALL	34,479	200,000	9,479	225,000		0.0 %
390319		CW WW SYS MOD KIHEI RECYCLED	27,974			27,974		0.0 %
390321		CW WW SYS MODI/LAH WWRF ST-1A	179,793			179,793		0.0 %
390325		CW WW SYS MODI KUAU WWPS #1	17,942			17,942		0.0 %

County of Maui
Statement of Appropriations and Expenditures
Capital Improvement Program by District
Fiscal Year Ending 6/30/2020 - as of 12/31/2019

09	Countywide	Prior Year Encumbrance / Carryover	Amended Budget / Lapses	Year to Date Expended	Current Encumbrance 12/31/2019	Balance Available	% of Budget Available
	Index * Activity ** Program *** District						
390326	CW WW SYS MODI KUAU WWPS #2	17,942			17,942		0.0 %
390329	CW WW SYS MODI KIHEI FM #16 RE	45,000		33,447	11,553		0.0 %
390333	CW WW SYS MODI KUAU WWPS #3	35,900			35,900		0.0 %
390334	CW WW SYS MODI NAPILI WWPS #4	559			559		0.0 %
390336	CW WW SYS MODI HELENE HL SEPTI	46,372			46,372		0.0 %
390358	CW WW SYSTEM MOD WAI/KAH WWFR		76,000	76,000			0.0 %
99109	* CW WW SYSTEM MODIFICATIONS	898,671	(711)	133,695	764,266	0	0.0 %
390005	CW EPA COMPLIANCE PRJ	303,213	(303,213)				-
99110	* CW EPA COMPIANCE PROJECTS	303,213	(303,213)	0	0	0	- -
390006	CW WWRF CONCRETE REHABILIT	500,000	(500,000)				-
390371	CW WWRF CONCRETE REHAB		132,232		132,232		0.0 %
99111	* CW WWRF CONCRETE REHABILITATI	500,000	(367,768)	0	132,232	0	0.0 %
390007	CW WW RTU UPGRADES	2,000,000	(2,000,000)				-
390369	CW WW RTU UPGRD ELECTRIC WRK		588,700		588,700		0.0 %
390376	CW WW RTU UPGRD SYSTEM INTEGRA		924,880		924,880		0.0 %
99112	* CW WW RTU UPGRADES	2,000,000	(486,420)	0	1,513,580	0	0.0 %
909	** Wastewater Facilities	9,462,336	1,193,751	1,356,284	6,742,028	2,557,778	24.0 %
District ***	Countywide	49,229,136	34,886,290	13,627,550	44,459,900	26,027,983	30.9 %
	Grand Total	264,419,972	49,478,247	48,210,655	194,345,424	71,342,146	22.7 %



V. Appendix



GLOSSARY

Activity

An activity is a program or part of a program. Each activity has a budget amount in the operating budget or Capital Improvement Program.

Appropriation

Money authorized to spend for a specific use.

Bonds - General Obligation

A funding tool that is a written promise to pay a specific sum plus interest in the future, used to fund capital improvement projects. A General Obligation bond is secured by the County's General Fund.

Capital Improvement Program (CIP)

Capital projects are long-lived expenditures related to construction, expansion or major repair of infrastructure. An appropriation for a capital improvement lapses six months after the close of the fiscal year. There are eight programs: Drainage, Flood Control, Government Facilities, Parks and

Recreation, Economic Development / Planning, Roads, Solid Waste Facilities and Wastewater Facilities.

Carryover Savings (Fund Balance)

Unappropriated revenue and unencumbered balances of any appropriations in a fund at the end of the fiscal year. For budget purposes this is an estimated amount.

Character

Revenue is grouped by object and character. The character (Char) is a major group such as Taxes, or Licenses and Permits.

Countywide Costs

Countywide costs include costs such as insurance, debt payments, inter-departmental transfers and employee benefits.

Debt Service

The interest and principal payments on bond issues used to finance certain capital improvement projects and loans.

Encumbrance

A commitment of funds to an expenditure at a future date as a result of a purchase order, contract or other funding commitment. An estimated amount of expenditures. The funds may not be used for any other purpose.

Expenditure

An outlay of funds. A payment for goods or services rendered.

Fiscal Year

The County fiscal year runs from July 1 to June 30 of the following year. The operating budget is based on this time frame.

Fund

A separate accounting entity with revenues and expenditures for carrying on specific activities. The largest fund is the General Fund. The Wastewater Fund, the Highway Fund and the Solidwaste Fund are other examples. Also see **FUND DESCRIPTIONS**.

GLOSSARY

Grants / Grant Revenue

A grant is a financial contribution by the County or a State, Federal or private organization to support a particular function. The County receives as well as distributes grants. Grant funds are legally restricted to expenditures for specific purposes and provide a cost sharing alternative for programs and projects. Grant revenue was referred to as "Special Revenue" in previous years' budgets.

Interfund / Interdepartmental Transfers

These are governmental accounting transfers of revenue between funds. These transfers include overhead, fringe benefits and debt service charges as well as supplemental transfers from the General Fund for special fund operations and CIP.

Lapsed Bond Proceeds

These are funds from Bond Authorizations that are

disencumbered within the 18 month capital project cycle . Lapsed funds must be re-appropriated prior to expenditure.

Object

Revenue is grouped by object and character. An object is a smaller group such as General Property Taxes, Business Licenses and Permits, or Interest Income.

Operating Budget

Expenditures for all departments' salaries and wages, operations and equipment.

Program

An activity or service or group of activities or services and the resources to carry them out, that are intended to achieve specific objectives. Each county department is responsible for at least one program. Some programs are funded by the Operating Budget and some by Grant Revenue.

Revenue

Receipts received from various sources including real property tax, the transient accommodations tax, fuel tax and sewer/cesspool user fees.

Special Assessment

A charge made against certain properties to help pay for all or part of the cost of a specific capital improvement project. Also park land or a monetary assessment fee received from new developments.

Transient Accommodations Tax

Also known as hotel room tax. The County of Maui receives 22.8% of the total amount collected by the State, after 6% of the Statewide collections are withheld for administrative expense. The current TAT rate in Hawaii is 10.25%.

FUND DESCRIPTIONS

The budget is organized into funds. A fund is a separate accounting entity with revenues and expenditures for carrying on specific activities. Each fund is a set of self-balancing accounts.

Following is a list of all funds that are subject to appropriation in the Maui County budget.

General Fund

This is the largest of the County's funds. It accounts for all financial resources which are not required to be in another fund. Services within the General Fund include police and fire protection, parks and recreation (except golf), general administrative services, social concerns, planning and other activity for which a special fund has not been created.

Liquor Control Fund

It receives revenue from all liquor license fees. Fund revenues are expended for the operation and administration of the Liquor Control Commission, Liquor Control Adjudication Board, and the Department of Liquor Control.

Highway Fund

This fund was created for the deposit of fuel taxes, public utility franchise

taxes and motor vehicle weight taxes. These revenues are expended for acquisition, design, construction, Improvement, repair

and maintenance of County highways, streets, street lights, storm drains and bridges.

Wastewater Fund

It was established to receive all revenue derived from monthly sewer charges, assessments and service charges for pumping of cesspools, septic tanks, etc. Revenue is expended for the repair, operation and maintenance of the wastewater facilities and sewer systems, including debt service.

Bikeway Fund

This fund was established to collect revenue from bicycle licenses. It is expended for bikeway construction and maintenance.

Solid waste Fund

All refuse collection fees and landfill disposal charges are deposited here. The fund is used for the operation of the County's collection and disposal programs and for diversion programs such as resource recovery and recycling.

Grant Funds

A grant is a financial contribution by the County or a State, Federal or private organization to support a particular function. The County receives as well as distributes grants. Grant funds are legally restricted to expenditures for specific purposes and provide a cost sharing alternative for programs and projects. Grant revenue was


referred to as "Special Revenue" in previous years' budgets. The funds are aggressively pursued to relieve the reliance on County funds and to encourage participation of other government agencies.

Debt Service Fund

Debt service of bonds and loans is accounted for in this fund. The transfer to this fund is included in the Operations by Budget Item report.

Utility Enterprise Fund

The Department of Water Supply uses this. The receipts and disbursements are reported by the revenue categories and program appropriations in the budget ordinance.



COUNTY OF MAUI
CAPITAL IMPROVEMENT PROJECTS REPORT

AS OF DECEMBER 31, 2019

AYYY-NNN-XXXXXX

AA - Source of Funding (see descriptions below)
YY - Project Year (Budgeted Year)

NNN - IFAS Sub-fund

XXXXXX – Index Code (Appropriation #)

AA-Source of Funding Descriptions:

GF -	General Fund
GF/LN -	General Fund Loan
HY -	Highway Fund
BY -	Bikeway Fund
LC-	Liquor Control Fund
WM -	Wastewater Fund
SW -	Solid Waste Fund
GOLF -	Golf Fund
PA -	Parks Assessment Fund
SA -	Sewer Assessment Fund
GO -	Bond Issued
GOLAPS -	Lapsed Bond
FF -	Federal Funds
SH -	State Funds
ARRA -	ARRA Federal Funds
SH/LN -	State Revolving Fund
USDA -	USDA Loan
DOT -	State Dept of Transportation
PV -	Private Funds

County of Maui
Capital Improvement Projects Report (Excluding Department of Water Supply)
As of 12/31/2019

13-901 DRAINAGE	Original Appropriation	Alloted To Date	Expenditure Prior Years	Expenditure Current Year	Amount Lapsed	Encumbrance	Allotment Balance
Hana Community Plan Area							
MAHALAWA BRDG REPLACEMENT							
GO20-374-390280: Lapse 12/31/19 CBS-1891	250,000.00	216,653.00	110,843.20	95,563.80		10,246.00	
GO20-374-301289: Lapse 12/31/20 CBS-1891	1,200,000.00						
HANA HWY LANDSLIDE REPAIRS							
GO18-373-389252: Lapse 12/31/18 CBS-4624	1,000,050.00	1,000,050.00	27,030.09	865,517.11	50,000.00	57,502.80	
GO20-374-389281: Lapse 12/31/18 CBS-4624	149,950.00	19,287.02				19,287.02	
WAIOPAI BRIDGE REPAIRS							
GO18-373-389253: Lapse 12/31/18 CBS-4598	1,160,886.36	1,160,886.36	971,127.56			189,758.80	
GO20-374-389282: Lapse 12/31/18 CBS-4598	339,113.64	293,200.00	273,526.13	12,527.11		7,146.76	
WAIKAKOI BRIDGE REPLACEMENT							
GO20-374-301290: Lapse 12/31/20 CBS-5043	850,000.00						
	4,950,000.00	2,690,076.38	1,382,526.98	973,608.02	50,000.00	283,941.38	0.00
Paia-Haiku Community Plan Area							
EMERGENCY RPR PU'U WAY							
19-101-390008: Lapse 12/31/19	3,000,000.00	3,000,000.00	275,624.14	228,163.23		49,256.46	2,446,956.17
Makawao-Pukalani-Kula Community Plan Area							
DITCH IMPRV WAIPOLI RD							
GO18-373-378287: Lapse 12/31/17 CBS-3187	567,508.97	567,508.97		94,795.00		472,713.97	
GO20-374-379239: Lapse 12/31/17 CBS-3187	232,491.03	232,491.03				232,491.03	
GO18-373-389257: Lapse 12/31/18 CBS-3187	798,089.01	798,089.01				798,089.01	
HIOLANI ST DRAINAGE IMPRV							
GO18-373-389258: Lapse 12/31/18 CBS-3188	900,000.00	900,000.00				900,000.00	
	2,498,089.01	2,498,089.01	0.00	94,795.00	0.00	2,403,294.01	0.00
Wailuku-Kahului Community Plan Area							
KAHULUI DRAINLINE REPAIRS							
GO20-374-389278: Lapse 12/31/18 ORD#4791	2,199,800.00	2,173,502.71	1,233,255.68	406,025.71		534,221.32	
WAIIEHU DRAINLINE REPAIRS							
GO18-373-389263: Lapse 12/31/18 ORD#4798	1,530,000.00	1,530,000.00	1,501,585.67			28,414.33	
WAILUKU HTS DRAINLN/OUTLET RPR							
GO20-374-301247: Lapse 12/31/20 CBS-5508	1,000,000.00						
CERTIFICATION OF LEVEES NO.27							
GO20-374-301246: Lapse 12/31/20 CBS-5507	380,000.00	377,435.00				377,435.00	
IA STREAM BANK STABIL @ MY							
GO20-374-390297: Lapse 12/31/19 CBS-5050	500,000.00	500,000.00	16,710.00	35,143.40		448,146.60	
CENTRAL MAUI DRAINAGE REPAIRS							
GO18-373-389261: Lapse 12/31/18 CBS-3189	533,387.93	533,387.93	387,097.59		7,493.28	138,797.06	
GO20-374-389277: Lapse 12/31/18 CBS-3189	166,612.07	166,612.07	38,913.53			127,698.54	
GO20-374-390294: Lapse 12/31/19 CBS-3189	1,500,000.00	1,491,869.49	151,191.48	678,065.17		662,612.84	
CENTRAL MAUI DRAINAGE ASSESS							
GO20-374-390295: Lapse 12/31/19 CBS-4596	700,000.00	700,000.00		413,476.52		286,523.48	
HAUOLI ST DRAINAGE BAS/OUT REP							
GO20-374-390296: Lapse 12/31/19 CBS-4619	1,000,000.00	1,000,000.00	724,495.22	275,504.78			
	9,509,800.00	8,472,807.20	4,053,249.17	1,808,215.58	7,493.28	2,603,849.17	0.00

County of Maui
Capital Improvement Projects Report (Excluding Department of Water Supply)
As of 12/31/2019

13-901 Drainage	Original Appropriation	Allotted To Date	Expenditure Prior Years	Expenditure Current Year	Amount Lapsed	Encumbrance	Allotment Balance
Kihei-Makena Community Plan Area							
S KIHEI RD CULVERT REPLCMNT							
GO18-373-378218: Lapse 12/31/17 ORD#4414	2,100,000.00	2,095,301.76	2,095,144.71	135.94	21.11		
HAUOLI ST DRAINAGE IMPRVMNT							
GO14-371-331244: Lapse 12/31/13 CBS-1022	2,500,000.00	1,970,022.48	1,941,547.66		684.84	27,789.98	
SOUTH MAUI DRAINLINE REPAIRS							
GO20-374-389264: Lapse 12/31/18 ORD#4824	450,000.00	450,000.00				450,000.00	
GO20-374-390287: Lapse 12/31/19 CBS-5048	2,299,600.00	2,298,400.00	5,576.96	807,329.96		1,485,493.08	
	7,349,600.00	6,813,724.24	4,042,269.33	807,465.90	705.95	1,963,283.06	0.00
West Maui Community Plan Area							
LAH AQUATIC CTR RET BASIN REST							
GF19-301-390105: Lapse 12/31/19	75,000.00	75,000.00		35,676.19	30,464.94	8,858.87	
LAHAINA WATERSHED FLOOD CTRL							
GO14-371-321213: Lapse 12/31/12	2,563,498.08	361,349.00	224,288.55			137,060.45	()
GO18-373-345276: Lapse 12/31/14 ORD#4095	677,698.55	56.13				56.13	
GO18-373-356216: Lapse 12/31/15 ORD#4095	997,900.00	216,315.36				5,151.00	211,164.36
GO18-373-367245: Lapse 12/31/16 CBS-1026	2,000,000.00	2,000,000.00	15,000.00			1,985,000.00	
	6,314,096.63	2,652,720.49	239,288.55	35,676.19	30,464.94	2,136,126.45	211,164.36
Molokai Community Plan Area							
KAUNAKAKAI DRAIN SYS B							
GO18-373-378290: Lapse 12/31/17 CBS-2775	200,000.00	199,356.00	126,675.43	14,346.29		58,334.28	
GO20-374-390290: Lapse 12/31/19 CBS-2775	2,000,000.00	17,199.64	11,772.59			5,427.05	
	2,200,000.00	216,555.64	138,448.02	14,346.29	0.00	63,761.33	0.00
Countywide							
CW DRAINAGE IMPROVEMENTS							
GO14-371-321203: Lapse 12/31/12 CBS-1027	1,211,279.78	1,211,279.78	933,389.57	11,333.62	149,390.20	117,166.39	
GO14-371-331249: Lapse 12/31/13 CBS-1027	1,300,000.00	1,288,837.57	1,247,149.37	10,149.85	31,538.35		
GF14-301-345319: Lapse 12/31/14 CBS-1027	1,350,000.00	1,350,000.00	1,206,611.38	22,896.32	120,492.30		
GO18-373-367C48: Lapse 12/31/16 CBS-1027	1,500,000.00	1,425,286.34	1,290,088.69	11,975.75		123,221.90	
GF17-301-378C69: Lapse 12/31/17 CBS-1027	1,000,000.00	1,000,000.00	837,011.68		31,318.17	131,670.15	
GO18-373-389C47: Lapse 12/31/18 CBS-1027	492,267.67	492,218.08	378,594.19	9,829.62	1,801.78	76,811.99	25,180.50
GO20-374-389C53: Lapse 12/31/18 CBS-1027	25,281.14	25,281.14	600.64	24,680.50			
GO20-374-389C57: Lapse 12/31/18 CBS-1027	482,451.19	458,869.23	50,391.67	71,007.50		337,470.06	
GO20-374-390C69: Lapse 12/31/19 CBS#1027	1,300,000.00	1,086,036.43	290,928.73	425,029.98		370,077.72	
GO20-374-301C78: Lapse 12/31/20 CBS-1027	3,000,000.00	697,489.47		64,988.93		632,500.54	
PAPA AVE DRAINAGE IMPROVEMENTS							
GF14-301-345389: Lapse 12/31/14 CBS-1951	250,000.00	250,000.00	26,618.59	27,547.73	195,833.68		
	11,911,279.78	9,285,298.04	6,261,384.51	679,439.80	530,374.48	1,788,918.75	25,180.50
TOTAL Drainage	47,732,865.42	35,629,271.00	16,392,790.70	4,641,710.01	619,038.65	11,292,430.61	2,683,301.03

County of Maui
Capital Improvement Projects Report (Excluding Department of Water Supply)
As of 12/31/2019

13-902 Other Projects	Original Appropriation	Alloted To Date	Expenditure Prior Years	Expenditure Current Year	Amount Lapsed	Encumbrance	Allotment Balance
Wailuku-Kahului Community Plan Area							
DATA CENTER AC REPLACEMENT GF19-301-390034: Lapse 12/31/19	250,000.00	250,000.00		44,062.22	201,042.00	4,895.78	
IT DATA CENTER IMPROVEMENTS GO20-374-301259: Lapse 12/31/20 CBS-	350,000.00						
KAHULUI CIVIC CTR/CM TRANSIT SH19-323-390021: ACT053-SLH 2018	2,500,000.00	2,500,000.00					2,500,000.00
	3,100,000.00	2,750,000.00	0.00	44,062.22	201,042.00	4,895.78	2,500,000.00
West Maui Community Plan Area							
STATE OF HAWAII DOH GRANT SH17-323-379517: C6-9993921 3	108,000.00	108,000.00	107,896.00				104.00
Countywide							
PUBLIC SAFETY RADIO SYS REPLC GO18-373-345290: Lapse 12/31/14 ORD#4095	1,582,986.56	1,425,818.56	1,101,284.44			324,534.12	
GO18-373-389C25: Lapse 12/31/18 CBS-1009	600,000.00	599,999.40	499,969.50			100,029.90	
GO20-374-390236: Lapse 12/31/19 CBS-1009	1,200,000.00	1,077,130.71	199,671.72	399,343.43		398,902.56	79,213.00
BRIDGE INSP/EVAL OF CTY BRIDGE GF19-301-390071: Lapse 12/31/19 CBS-3177	300,000.00	300,000.00	101,000.00	68,600.00		130,400.00	
CW EQUIPMENT GO20-374-390C31: Lapse 12/31/19 CBS#1218	5,684,100.00	5,682,512.42	3,723,862.33	268,914.93		1,689,735.16	
GO20-374-301203: Lapse 12/31/20 CBS-1218	1,550,000.00	795,000.00				795,000.00	
GO20-374-301204: Lapse 12/31/20 CBS-1218	1,520,000.00	1,310,550.94				1,070,670.23	239,880.71
GO20-374-301206: Lapse 12/31/20 CBS-1218	2,005,000.00						
GO20-374-301207: Lapse 12/31/20 CBS-1218	330,000.00	294,607.49				294,607.49	
BUS STOPS & SHELTERS GF20-301-301419: Lapse 12/31/20 CBS-1039	200,000.00	200,000.00					200,000.00
	14,972,086.56	11,685,619.52	5,625,787.99	736,858.36	0.00	4,803,879.46	519,093.71
TOTAL Other Projects	18,180,086.56	14,543,619.52	5,733,683.99	780,920.58	201,042.00	4,808,775.24	3,019,197.71

County of Maui
Capital Improvement Projects Report (Excluding Department of Water Supply)
As of 12/31/2019

13-903 Government Facilities	Original Appropriation	Alloted To Date	Expenditure Prior Years	Expenditure Current Year	Amount Lapsed	Encumbrance	Allotment Balance
Hana Community Plan Area							
NAHIKU COMMUNITY CENTER							
GO18-373-367298: Lapse 12/31/16 ORD#4316	1,950,000.00	191,340.00	155,073.50			36,266.50	
OLD HANA SCH IMPROVEMENTS							
GO20-374-301245: Lapse 12/31/20 CBS-5530	350,000.00	92,864.30				92,864.30	
HELENE HALL IMPROVEMENTS							
GO20-374-301266: Lapse 12/31/20 CBS-1971	800,000.00						
	3,100,000.00	284,204.30	155,073.50	0.00	0.00	129,130.80	0.00
Wailuku-Kahului Community Plan Area							
WAILUKU CIVIC COMPLEX							
GO20-374-390235: Lapse 12/31/19	82,000,000.00	41,529,208.46	99,183.45	101,578.27		41,328,448.74	(2.00)
GOLAPS-350-390935: Lapse 12/31/19	2,195,000.00	2,195,000.00				2,195,000.00	
CENTRAL MAUI TRANSIT HUB							
GO20-374-390206: Lapse 12/31/19 CBS-5021	650,000.00	647,600.00	163,749.00	140,383.00		343,468.00	
WAILUKU REDEV'T MUNI PRKG LOT							
GF16-301-367104: Lapse 12/31/16 CBS-2789	7,460,304.00	7,460,304.00	4,600,101.08		2,856,082.90	4,120.02	
GF17-301-378366: Lapse 12/31/17 CBS-2789	3,380,447.00	3,380,447.00	2,234,112.86	189,793.31	382,706.11	573,834.72	
GF18-301-389744: Lapse 12/31/18 CBS-2789	4,300,000.00	4,300,000.00	2,206,427.00	62,522.98	26.00	2,031,024.02	()
KAHULUI FIRE STN APPARATUS SHL							
GO20-374-301237: Lapse 12/31/20 CBS-2735	450,000.00						
GF20-301-301338: Lapse 12/31/20 CBS-2735	50,000.00	50,000.00					50,000.00
KALANA O MAUI 2ND FLR DECK RPR							
GO20-374-301202: Lapse 12/31/20 CBS-5517	600,000.00						
WAILUKU POLICE STN IMPRV							
GO20-374-301276: Lapse 12/31/20 CBS-5535	1,500,000.00						
GF20-301-301377: Lapse 12/31/20 CBS-5535	110,000.00	110,000.00					110,000.00
WAILUKU BASEYARD WASH RACK							
GF20-301-301405: Lapse 12/31/20 CBS-5505	150,000.00	150,000.00					150,000.00
NEW COUNTY SERVICE CENTER							
GO18-373-389226: Lapse 12/31/18 CBS-2324	20,000,000.00	20,000,000.00	4,538,924.83	6,791,419.44		8,669,655.73	
GO20-374-389269: Lapse 12/31/18 CBS-2324	5,000,000.00	2,171,616.00	360,572.18	546,627.15		1,264,416.67	
GO20-374-301239: Lapse 12/31/20 CBS-2324	1,500,000.00						
GOLAPS-350-301340: Lapse 12/31/20 CBS-2324	382,411.00	382,411.00		37,436.03		58,708.07	286,266.90
KALANA O MAUI FIRE SPRKLR IMPR							
GO20-374-301243: Lapse 12/31/20 CBS-5025	450,000.00						
EMERGENCY MGT OFFICE RENOVTN							
GO20-374-301210: Lapse 12/31/20 CBS-5518	500,000.00	65,515.19					65,515.19
KALANA PAKUI BLDG AC RPLCMNT							
GO20-374-301244: Lapse 12/31/20 CBS-3579	600,000.00	523,450.38				523,450.38	
	131,278,162.00	82,965,552.03	14,203,070.40	7,869,760.18	3,238,815.01	56,992,126.35	661,780.09
Lanai Community Plan Area							
LANAI FIRE STN IMPROVEMENTS							
GF18-301-389723: Lapse 12/31/18 CBS-1005	110,000.00	110,000.00	12,024.90	4,008.30	83,278.00	10,688.80	
GO20-374-301235: Lapse 12/31/20 CBS-1005	1,872,000.00						
LANAI BASEYARD IMPRV							

County of Maui
Capital Improvement Projects Report (Excluding Department of Water Supply)
As of 12/31/2019

	Original Appropriation	Alloted To Date	Expenditure Prior Years	Expenditure Current Year	Amount Lapsed	Encumbrance	Allotment Balance
13-903 Government Facilities							
GO18-373-378286: Lapse 12/31/17 CBS-3239 PUKOO FIRE STN RELOCATION	300,000.00	172,182.00	106,385.71			65,796.29	
GO20-374-301236: Lapse 12/31/20 CBS-4617	455,000.00						
	2,737,000.00	282,182.00	118,410.61	4,008.30	83,278.00	76,485.09	0.00
Molokai Community Plan Area							
MOLOKAI POLICE STATION							
GO20-374-301275: Lapse 12/31/20 CBS-2346	1,820,000.00						
MOLOKAI BASEYARD DESIGN&C							
GOLAPS-350-356459: Lapse 12/31/15 CBS-1211	3,500,000.00	3,500,000.00	308,571.38	18,536.43	3,086,848.00	86,044.19	
GO18-373-378291: Lapse 12/31/17 CBS-1211	4,533,000.00	4,533,000.00	4,260,063.85	272,936.15			
GOLAPS-350-378392: Lapse 12/31/17 CBS-1211	3,703,000.00	3,703,000.00	326,695.00	1,639,422.95	4,905.00	1,731,977.05	
GO20-374-390291: Lapse 12/31/19 CBS-1211	250,000.00	249,200.00		196,528.06		52,671.94	
	13,806,000.00	11,985,200.00	4,895,330.23	2,127,423.59	3,091,753.00	1,870,693.18	0.00
Countywide							
CW FIRE FACILITIES							
GF19-301-390C32: Lapse 12/31/19 CBS#1003	303,000.00	303,000.00	26,655.00	4,180.72	157,620.30	114,543.98	
GF20-301-301C34: Lapse 12/31/20 CBS-1003	500,000.00	500,000.00					500,000.00
CW FACILITY BLDG IMPROVEMENTS							
GF14-301-345320: Lapse 12/31/14 CBS-1032	500,000.00	500,000.00	468,965.42		20,997.99	10,036.59	
GF15-301-356C21: Lapse 12/31/15 CBS-1032	600,000.00	600,000.00	518,242.07	20,000.00	56,757.93	5,000.00	
GO18-373-367C49: Lapse 12/31/16 CBS-1032	750,000.00	367,502.08	318,977.94	5,318.00	6,307.04	36,899.10	
GF17-301-378C70: Lapse 12/31/17 CBS-1032	350,000.00	350,000.00	111,354.66		400.56	238,244.78	
GF18-301-389C48: Lapse 12/31/18 CBS-1032	500,000.00	500,000.00	228,862.74	22,576.59	135,407.31	113,153.36	
GF19-301-390C70: Lapse 12/31/19 CBS#1032	425,000.00	425,000.00	45,360.43	98,342.59	2,291.48	279,005.50	
GF20-301-301C79: Lapse 12/31/20 CBS-1032	450,000.00	450,000.00					450,000.00
CW POLICE FACILITIES							
GF17-301-378C67: Lapse 12/31/17 CBS-1010	940,000.00	940,000.00	913,667.87		1,582.75	24,749.38	
GF18-301-389C45: Lapse 12/31/18 CBS-1010	425,000.00	425,000.00	240,393.02		79,503.64	105,103.34	
GO20-374-390C56: Lapse 12/31/19 CBS#1010	928,000.00	755,265.00				755,265.00	
KALANA O MAUI CAMPUS EXP DESIG							
GO18-373-345264: Lapse 12/31/14 CBS-1980	500,761.47	500,732.47	192,850.34			307,882.13	
CW DMVL SATELLITE OFF UPGRD							
GF17-301-378C26: Lapse 12/31/17 CBS-3210	137,200.00	137,200.00	129,347.51		3,983.51	3,868.98	()
	7,308,961.47	6,753,699.55	3,194,677.00	150,417.90	464,852.51	1,993,752.14	950,000.00
TOTAL Government Facilities	158,230,123.47	102,270,837.88	22,566,561.74	10,151,609.97	6,878,698.52	61,062,187.56	1,611,780.09

County of Maui
Capital Improvement Projects Report (Excluding Department of Water Supply)
As of 12/31/2019

13-904 Parks and Recreation	Original Appropriation	Alloted To Date	Expenditure Prior Years	Expenditure Current Year	Amount Lapsed	Encumbrance	Allotment Balance
Hana Community Plan Area							
PA'ANI MAI PARK IMPROVM							
GF15-301-356402: Lapse 12/31/15 CBS-2328	300,000.00	300,000.00	163,599.50		29,840.00	106,560.50	
ADA ACCESS HANA BALL PARK							
GO20-374-301249: Lapse 12/31/20	50,000.00						
HANA PRK TENNIS/BBALL COURTS							
GF20-301-301348: Lapse 12/31/20 CBS-5531	120,000.00	120,000.00				120,000.00	
HELENE HALL IMPROVEMENTS							
GO18-373-378239: Lapse 12/31/17 CBS-1971	50,000.00	50,000.00	11,553.33			38,446.67	
GO18-373-389230: Lapse 12/31/18 CBS-1971	85,787.12	85,787.12	73,542.01	1,835.41		10,409.70	
GO20-374-389280: Lapse 12/31/18 CBS-1971	514,212.88	364,289.10	3,628.10	9,011.00		351,650.00	
HANA-KEANAE-KAILUA PARKS							
GF16-301-367101: Lapse 12/31/16 CBS-2350	446,250.00	446,250.00	413,115.50			33,134.50	
GF19-301-390041: Lapse 12/31/19 CBS-2350	675,000.00	675,000.00	1,043.51	1,684.00		672,272.49	
GF20-301-301347: Lapse 12/31/20 CBS-2350	450,000.00	450,000.00				83,550.00	366,450.00
	2,691,250.00	2,491,326.22	666,481.95	12,530.41	29,840.00	1,416,023.86	366,450.00
Paia-Haiku Community Plan Area							
ALFRED BOTEILHO,SR. GYM IMP							
GO20-374-390257: Lapse 12/31/19 CBS-5056	1,500,000.00	22,406.13	2,500.00			19,906.13	
GO20-374-301261: Lapse 12/31/20 CBS-5056	225,000.00						
HAIKU PARK RESTROOM							
PA20-309-301363: Lapse 12/31/20 CBS-5534	510,000.00	510,000.00				109,349.00	400,651.00
PAIA-HAIKU PARKS SYSTEM							
GO18-373-378254: Lapse 12/31/17 CBS-2348	400,000.00	110,543.00	46,228.77	13,381.76		50,932.47	
GF17-301-378353: Lapse 12/31/17 CBS-2348	320,000.00	320,000.00	307,591.50			12,408.50	
GO18-373-389238: Lapse 12/31/18 CBS-2348	62,118.94	62,118.94	57,469.90			4,649.04	
GO20-374-389272: Lapse 12/31/18 CBS-2348	702,881.06	702,881.06	128,192.05			574,689.01	
PA18-309-389438: Lapse 12/31/18 CBS-2348	135,000.00	135,000.00			84,882.06	50,117.94	
GF19-301-390058: Lapse 12/31/19 CBS-2348	50,000.00	50,000.00		2,200.00	17,362.00	30,438.00	
GO20-374-390253: Lapse 12/31/19 CBS-2348	950,000.00	904,736.44		52,358.00		852,378.44	
GF20-301-301362: Lapse 12/31/20 CBS-2348	260,000.00	260,000.00					260,000.00
	5,115,000.00	3,077,685.57	541,982.22	67,939.76	102,244.06	1,704,868.53	660,651.00
Makawao-Pukalani-Kula Community Plan Area							
HANNIBAL TAVARES COMM CTR IMP							
GF19-301-390052: Lapse 12/31/19 CBS-3228	1,000,000.00	1,000,000.00	3,000.00	340,686.94	2,793.00	653,520.06	
PUK-KULA-ULUPALAKUA PARKS							
GF15-301-356406: Lapse 12/31/15 CBS-2349	245,000.00	245,000.00	220,258.10	9,864.26	800.00	14,077.64	()
HANNIVAL TAVARES CC IMPRV							
GF20-301-301357: Lapse 12/31/20 CBS-3228	1,000,000.00	1,000,000.00				410,564.67	589,435.33
MAK-PUK-KULA ULU PARKS							
GF16-301-367103: Lapse 12/31/16 CBS-2349	435,000.00	435,000.00	350,905.77	16,659.37	5,972.48	61,462.38	()
GO20-374-389270: Lapse 12/31/18 CBS-2349	250,527.00	250,527.00	104,757.00	145,770.00			
GF18-301-389735: Lapse 12/31/18 CBS-2349	1,250,000.00	1,250,000.00	1,244,308.40			5,691.60	
GF19-301-390051: Lapse 12/31/19 CBS-2349	415,000.00	415,000.00	348,227.80	32,349.00	9,923.20	24,500.00	
GF20-301-301356: Lapse 12/31/20 CBS-2349	175,000.00	175,000.00					175,000.00
WAIAKOA GYM IMPRVMNTS							

County of Maui
Capital Improvement Projects Report (Excluding Department of Water Supply)
As of 12/31/2019

13-904 Parks and Recreation	Original Appropriation	Alloted To Date	Expenditure Prior Years	Expenditure Current Year	Amount Lapsed	Encumbrance	Allotment Balance
GO20-374-390250: Lapse 12/31/19 CBS-2329 KULA PARK PLAYGROUND	175,000.00	174,956.70	88,701.00	57,463.00		28,792.70	
PA19-309-390053: Lapse 12/31/19 CBS-1175	95,000.00	95,000.00	64,737.00	1,690.00		28,573.00	
GF20-301-301358: Lapse 12/31/20 CBS-1175	850,000.00	850,000.00				730,939.00	119,061.00
PA20-309-301359: Lapse 12/31/20 CBS-1175	138,650.00	138,650.00					138,650.00
	6,029,177.00	6,029,133.70	2,424,895.07	604,482.57	19,488.68	1,958,121.05	1,022,146.33
Wailuku-Kahului Community Plan Area							
WAIEHU GC STARTER BOOTH/RESTO							
GO18-373-378257: Lapse 12/31/17 CBS-1202	500,000.00	494,800.00	336,465.00	34,200.00		124,135.00	
NEW KAHULUI COM'Y CTR							
GF18-301-389742: Lapse 12/31/18 CBS-4628	250,000.00	250,000.00	34,347.31			215,652.69	
CENTRAL MAUI PARKS SYSTEM							
GF16-301-367105: Lapse 12/31/16 CBS-2351	600,000.00	600,000.00	543,222.02		2,000.00	54,777.98	
GO18-373-378256: Lapse 12/31/17 CBS-2351	461,000.00	402,778.63	375,479.23	4,297.60		23,001.80	
GF18-301-389740: Lapse 12/31/18 CBS-2351	1,000,000.00	1,000,000.00	505,380.69	158,292.57	154,743.28	181,583.46	
GF19-301-390062: Lapse 12/31/19 CBS-2351	240,000.00	240,000.00	26,022.23	68,849.83		145,127.94	
GF20-301-301367: Lapse 12/31/20 CBS-2351	600,000.00	600,000.00				196,020.62	403,979.38
GF20-301-301373: Lapse 12/31/20 CBS-3231	75,000.00	75,000.00					75,000.00
WAILUKU HEIGHTS EXT COM'Y ASS							
PV19-329-390863:	5,000.00	5,000.00				5,000.00	
WAR MEMORIAL GYM BLDG IMPRV							
GF18-301-389739: Lapse 12/31/18 CBS-4616	350,000.00	350,000.00	71,150.00		80,449.00	198,401.00	
WAIEHU GC WWTR IMPR							
GO18-373-378258: Lapse 12/31/17 CBS-3231	50,000.00	49,600.00	16,500.00	10,050.00		23,050.00	
KEPANIWAI HERITAGE GARDENS							
GF16-301-367106: Lapse 12/31/16 CBS-1143	100,000.00	100,000.00	67,487.00	2,000.00	3,400.00	27,113.00	
GF19-301-390061: Lapse 12/31/19 CBS-1143	330,000.00	330,000.00	1,336.00	267,000.00	4,070.00	57,594.00	
GF20-301-301366: Lapse 12/31/20 CBS-1143	300,000.00	300,000.00				45,340.00	254,660.00
KANAHA BCH PRK MP IMPRVMNT							
GF20-301-301368: Lapse 12/31/20	250,000.00	250,000.00					250,000.00
WM COMPLEX PAVING IMPROVEMENTS							
GF14-301-345311: Lapse 12/31/14 CBS-1209	400,000.00	400,000.00	384,637.48		84.58	15,277.94	
GO18-373-378262: Lapse 12/31/17 CBS-1209	100,000.00	99,960.00	45,028.00	54,932.00			
GO20-374-390259: Lapse 12/31/19 CBS-1209	500,000.00	482,394.00		24,638.00		457,756.00	
GO20-374-301264: Lapse 12/31/20 CBS-1209	2,750,000.00	1,760,274.00				1,760,274.00	
WAIKAPU CC EXPANSION							
GO18-373-378260: Lapse 12/31/17 CBS-3214	1,000,000.00	17,869.00				17,869.00	
GO18-373-389268: Lapse 12/31/18 CBS-3214	1,488,030.24	1,488,030.24				1,488,030.24	
WAIKAPU CC BBALL CT IMPRV							
GF20-301-301369: Lapse 12/31/20 CBS-2330	175,000.00	175,000.00		8,347.50		19,939.00	146,713.50
WAR MEMORIAL GYM BLDG IMPRV							
GF20-301-301370: Lapse 12/31/20 CBS-4616	250,000.00	250,000.00				217,442.00	32,558.00
WAR MEMORIAL FB STD REHAB							
GF20-301-301371: Lapse 12/31/20 CBS-5539	100,000.00	100,000.00					100,000.00
CENTRAL MAUI REGIONAL PARK							
GF20-301-301372: Lapse 12/31/20 CBS-1214	500,000.00	500,000.00					500,000.00
CM REG'L SPRTS CMLPX MAINT							

County of Maui
Capital Improvement Projects Report (Excluding Department of Water Supply)
As of 12/31/2019

13-904 Parks and Recreation	Original Appropriation	Alloted To Date	Expenditure Prior Years	Expenditure Current Year	Amount Lapsed	Encumbrance	Allotment Balance
GO20-374-301265: Lapse 12/31/20 CBS-3209 WELLS PARK MASTER PLAN IMPL	1,750,000.00	24,934.00				24,934.00	
GO20-374-390254: Lapse 12/31/19 CBS-4584 KOKUA POOL IMPROVEMENTS	150,000.00	149,773.00		52,553.00		97,220.00	
GF19-301-390064: Lapse 12/31/19 ICHIRO MAEHARA BB STDM IMPRV	450,000.00	450,000.00		51,151.00	3,411.80	395,437.20	
GF19-301-390065: Lapse 12/31/19 WAILUKU HEIGHTS PARK	500,000.00	500,000.00		366,177.00	44,515.78	89,307.22	
GF19-301-390862: Lapse 12/31/19 CBS-2351	150,000.00	150,000.00	7,260.00	26,840.00		115,900.00	
	15,374,030.24	11,595,412.87	2,414,314.96	1,129,328.50	292,674.44	5,996,184.09	1,762,910.88
Kihei-Makena Community Plan Area							
WAIPUILANI PARK IRRIGATION							
GF16-301-367108: Lapse 12/31/16 CBS-2359	800,000.00	800,000.00	533,870.74		239,500.00	26,629.26	
GF17-301-378341: Lapse 12/31/17 CBS-2359	100,000.00	100,000.00	18,758.13		81,137.23	104.64	
GF18-301-389756: Lapse 12/31/18 ORD#4796	81,137.00	81,137.00	29,427.85		44,151.81	7,557.34	
SM COMMUNITY PARK							
GO18-373-378243: Lapse 12/31/17 CBS-1118	650,000.00	544,967.99	155,903.07	83,269.19		305,795.73	
PA19-309-390044: Lapse 12/31/19 CBS-1118	500,000.00	500,000.00		25,857.67		474,142.33	
SOUTH MAUI PARKS SYSTEM							
PA18-309-389732: Lapse 12/31/18 CBS-2345	638,000.00	638,000.00	177,691.84	24,925.00	269,474.63	165,908.53	
GF19-301-390042: Lapse 12/31/19 CBS-2345	195,000.00	195,000.00		35,850.00	99,000.00	60,150.00	
GF20-301-301350: Lapse 12/31/20 CBS-2345	300,000.00	300,000.00					300,000.00
PA20-309-301352: Lapse 12/31/20 CBS-2345	75,000.00	75,000.00					75,000.00
SM COMMUNITY PARK REC CTR							
GO18-373-378223: Lapse 12/31/17 ORD#4441	20,075,722.00	20,075,722.00	19,027,248.51	1,048,473.49			
PA19-309-390046: Lapse 12/31/19 CBS-5059	900,000.00	900,000.00	95,997.85	645,577.12	12,191.27	146,233.76	
KAMAOLE POINT PAVILIONA							
PA19-309-390045: Lapse 12/31/19 CBS-1205	250,000.00	250,000.00			1,185.00	248,815.00	
KALAMA PARK PLAYGROUND SURF							
GF19-301-390842: Lapse 12/31/19 CBS-2345	150,000.00	150,000.00				150,000.00	
KAMAOLE POINT PAVILION							
PA20-309-301351: Lapse 12/31/20 CBS-1205	250,000.00	250,000.00				223,911.00	26,089.00
	24,964,859.00	24,859,826.99	20,038,897.99	1,863,952.47	746,639.94	1,809,247.59	401,089.00
West Maui Community Plan Area							
WEST MAUI PARKS SYSTEM							
GO18-373-378264: Lapse 12/31/17 CBS-2344	1,915,000.00	1,915,000.00	1,896,079.00	17,135.46		1,785.54	
PA17-309-378365: Lapse 12/31/17 CBS-2344	285,000.00	285,000.00			142,455.68	142,544.32	
PA18-309-389743: Lapse 12/31/18 CBS-2344	950,000.00	950,000.00	449,344.34	27,981.66		472,674.00	
GF19-301-390066: Lapse 12/31/19 CBS-2344	462,000.00	462,000.00	32,752.83	36,366.56		392,880.61	
GO20-374-390255: Lapse 12/31/19 CBS-2344	286,000.00	286,000.00				286,000.00	
GF20-301-301374: Lapse 12/31/20 CBS-2344	500,000.00	500,000.00				5,077.25	494,922.75
LAUNIUPOKO MASTER PLAN							
PA19-309-390067: Lapse 12/31/19	500,000.00	500,000.00				500,000.00	
MOKUHINIA ECOSYSTEM/RESTORATN							
GO18-373-345266: Lapse 12/31/14 ORD#4095	132,414.26	132,411.37	117,153.94			15,257.43	
GF15-301-356560: Lapse 12/31/15 ORD#4202	50,000.00	50,000.00	47,000.00			3,000.00	

County of Maui
Capital Improvement Projects Report (Excluding Department of Water Supply)
As of 12/31/2019

13-904 Parks and Recreation	Original Appropriation	Alloted To Date	Expenditure Prior Years	Expenditure Current Year	Amount Lapsed	Encumbrance	Allotment Balance
	5,080,414.26	5,080,411.37	2,542,330.11	81,483.68	142,455.68	1,819,219.15	494,922.75
Lanai Community Plan Area							
LANAI PARKS SYSTEM							
GF17-301-378345: Lapse 12/31/17 CBS-2347	25,000.00	25,000.00	6,353.00	4,661.75		13,985.25	
GF18-301-389733: Lapse 12/31/18 CBS-2347	126,000.00	126,000.00	24,292.49	10,109.60	91,597.91		
GF19-301-390047: Lapse 12/31/19 CBS-2347	350,000.00	350,000.00		66,463.00	158,784.00	124,753.00	
GO20-374-301233: Lapse 12/31/20 CBS-2347	533,700.00						
GF20-301-301353: Lapse 12/31/20 CBS-2347	495,000.00	495,000.00					495,000.00
PA20-309-301354: Lapse 12/31/20 CBS-2347	95,000.00	95,000.00					95,000.00
LANAI PARKS MAINTENANCE BLDG							
GF19-301-390048: Lapse 12/31/19 CBS-4580				60.00	(60.00)		
GO20-374-390251: Lapse 12/31/19 CBS-4580	1,200,000.00	919,185.00	1,533.00			917,652.00	
LANAI YOUTH CTR/SKATE PRK							
GO20-374-301255: Lapse 12/31/20 CBS-2347	3,500,000.00						
LANAI COM'TY CTR COMM KITCHEN							
GF18-301-389734: Lapse 12/31/18 CBS-4626	250,000.00	250,000.00		51,446.00	183,949.00	14,605.00	
GO20-374-390252: Lapse 12/31/19 CBS-4626	900,000.00	794,978.00				794,978.00	
	7,474,700.00	3,055,163.00	32,178.49	132,740.35	434,270.91	1,865,973.25	590,000.00
Molokai Community Plan Area							
MOLOKAI PARKS SYSTEM							
GF16-301-367112: Lapse 12/31/16 CBS-2346	273,750.00	273,750.00	230,056.69	5,137.24	36,733.16	1,822.91	
GF19-301-390056: Lapse 12/31/19 CBS-2346	635,000.00	635,000.00	135,573.55	132,434.93	92,832.88	274,158.64	
GF20-301-301360: Lapse 12/31/20 CBS-2346	275,000.00	275,000.00				81,500.00	193,500.00
	1,183,750.00	1,183,750.00	365,630.24	137,572.17	129,566.04	357,481.55	193,500.00
Countywide							
CW PARK RESTROOM FAC IMPR							
GF15-301-356C24: Lapse 12/31/15 CBS-2362	500,000.00	500,000.00	422,644.94		30,365.54	46,989.52	
CW PARKS ADA IMPROVEMENTS							
GF20-301-301C41: Lapse 12/31/20 CBS-1117	500,000.00	500,000.00		23,582.22		92,572.00	383,845.78
CW LIGHT ORDINANCE COMPL							
GF18-301-389C28: Lapse 12/31/18 CBS-4613	500,000.00	500,000.00	175,958.00	40,708.00	150,920.00	132,414.00	
GF19-301-390C39: Lapse 12/31/19 CBS#4613	600,000.00	600,000.00				600,000.00	
GF20-301-301C43: Lapse 12/31/20 CBS-1117	2,500,000.00	2,500,000.00				65,791.50	2,434,208.50
CW PARKS ADA IMPROVEMENTS							
GF18-301-389C29: Lapse 12/31/18 CBS-1117	300,000.00	300,000.00	190,066.37		109,933.63		
GF19-301-390C37: Lapse 12/31/19 CBS#1117	300,000.00	300,000.00				300,000.00	
CW PARK PLAYGROUND IMPRVMT							
GF17-301-378C32: Lapse 12/31/17 CBS-3232	770,000.00	770,000.00	668,647.00		51,499.00	49,854.00	
PA17-309-378C36: Lapse 12/31/17 CBS-3232	115,000.00	115,000.00				115,000.00	
GF19-301-390C38: Lapse 12/31/19 CBS#3232	1,000,000.00	1,000,000.00			33,525.24	966,474.76	
GF20-301-301C42: Lapse 12/31/20 CBS-1117	500,000.00	500,000.00					500,000.00
LARGE CAPACITY CESSPOOL							
GO18-373-367252: Lapse 12/31/16 CBS-1114	550,000.00	242,364.00	224,144.15			18,219.85	
CW BUILDING MAINT REPAIRE BSY							
GF19-301-390C40: Lapse 12/31/19 CBS#2742	225,000.00	225,000.00	27,251.25	109,228.10		88,520.65	
CW PARKS FACILITIES							

County of Maui
Capital Improvement Projects Report (Excluding Department of Water Supply)
As of 12/31/2019

13-904 Parks and Recreation	Original Appropriation	Alloted To Date	Expenditure Prior Years	Expenditure Current Year	Amount Lapsed	Encumbrance	Allotment Balance
GF20-301-301C44: Lapse 12/31/20 CBS-1117	275,000.00	275,000.00				126,102.00	148,898.00
MOLOKAI ATHLETIC COMPLEX SH16-323-369511:	400,000.00	400,000.00				399,980.00	20.00
	9,035,000.00	8,727,364.00	1,708,711.71	173,518.32	376,243.41	3,001,918.28	3,466,972.28
TOTAL Parks and Recreation	76,948,180.50	66,100,073.72	30,735,422.74	4,203,548.23	2,273,423.16	19,929,037.35	8,958,642.24

County of Maui
Capital Improvement Projects Report (Excluding Department of Water Supply)
As of 12/31/2019

13-907 Roads	Original Appropriation	Alloted To Date	Expenditure Prior Years	Expenditure Current Year	Amount Lapsed	Encumbrance	Allotment Balance
Hana Community Plan Area							
HANA DISTRICT RD RESURFACING							
HY01-302-317003: Lapse 12/31/01	650,000.00	643,184.00	487,233.62		147,509.31	8,441.07	
KALEPA ROCKFALL REPAIRS							
HY19-302-390083: Lapse 12/31/19 CBS-2779	150,000.00	150,000.00		21,779.24		128,220.76	
HY20-302-301392: Lapse 12/31/20 CBS-2779	350,000.00	350,000.00				200,500.24	149,499.76
KOUKOUAI BRIDGE REHAB							
GO18-373-378279: Lapse 12/31/17 CBS-1046	600,000.00	400,676.00	186,217.30	74,179.02		307,603.68	(167,324.00)
GO20-374-301291: Lapse 12/31/20 CBS-1046	2,000,000.00	50.00		50.00			
KALEPA REVETMENT/SEAWALL REP							
GO20-374-390281: Lapse 12/31/19 CBS-3183	500,000.00	461,872.00				461,872.00	
LELEKEA BRIDGE REPLACEMENT							
HY18-302-389755: Lapse 12/31/18 CBS-1049	100,000.00	100,000.00	57,949.90		7,539.55	34,510.55	
ROCKFALL/EMBKMNT ASSESSMNT							
HY17-302-378381: Lapse 12/31/17 CBS-3176	350,000.00	350,000.00	51,000.48	8,105.76	290,893.76		
MAKA'AKAE RD RESURFACING							
GO20-374-390282: Lapse 12/31/19	550,000.00	494,159.58		179.58		493,980.00	
KEANAE RD SAFETY IMPRV							
GO18-373-389254: Lapse 12/31/18 CBS-2769	175,900.00	175,900.00	20,427.00			155,473.00	
GO20-374-389274: Lapse 12/31/18 CBS-2769	824,100.00	824,100.00	1,000.00			823,100.00	
SH19-323-390022:	2,000,000.00	2,000,000.00				2,000,000.00	
	8,250,000.00	5,949,941.58	803,828.30	104,293.60	445,942.62	4,613,701.30	(17,824.24)
Paia-Haiku Community Plan Area							
NORTH SHORE GREENWAY							
GO18-373-367235: Lapse 12/31/16 CBS-1942	350,000.00	12,739.78	8,562.78			4,177.00	
GO18-373-389260: Lapse 12/31/18 CBS-1942	68,940.00	68,940.00	180.00			68,760.00	
GO20-374-389276: Lapse 12/31/18 CBS-1942	281,060.00	281,060.00	138,870.42	64,041.23		78,148.35	
KAUPAKALUA PVMNT RECONST							
HY17-302-378393: Lapse 12/31/17 CBS-1066	550,000.00	550,000.00	478,231.42	28,260.00	19,748.58	23,760.00	
GO18-373-389259: Lapse 12/31/18 CBS-1066	47,239.16	47,239.16	30,199.16			17,040.00	
GO20-374-389275: Lapse 12/31/18 CBS-1066	2,352,760.84	1,583,124.87	80,749.21	53,060.61		1,449,315.05	
GO20-374-301279: Lapse 12/31/20 CBS-1066	2,247,000.00	731,166.33		8,006.15		723,160.18	
PAUWELA RD SIDEWK REPAIRS							
HY17-302-378394: Lapse 12/31/17 CBS-2310	500,000.00	500,000.00	485,748.83		12,797.10	1,454.07	
HAIKU RD GUARDRAIL/SHLDR IMPR							
HY19-302-390092: Lapse 12/31/19 CBS-4597	300,000.00	300,000.00		5,971.55	27,780.00	266,248.45	
HY20-302-301400: Lapse 12/31/20 CBS-4597	200,000.00	200,000.00				200,000.00	
N SHORE GREENWAY PHASE 4							
DOT18-325-389025: #STP-STP-0900(0 89)	1,407,904.00	1,574,135.60	479,556.79	263,323.52		651,502.24	179,753.05
	8,304,904.00	5,848,405.74	1,702,098.61	422,663.06	60,325.68	3,483,565.34	179,753.05
Makawao-Pukalani-Kula Community Plan Area							
OLD HAL HWY DW (MAK AVE-PUK ST							
HY19-302-390089: Lapse 12/31/19 CBS-3187	1,000,000.00	1,000,000.00	22,500.00	100,904.20	709,375.00	167,220.80	
PUKALANI TERRACE SDV PAVE RECO							
HY19-302-390088: Lapse 12/31/19 CBS-3194	1,000,000.00	1,000,000.00	15,689.48	1,451.27	157.00	982,702.25	
GO20-374-301297: Lapse 12/31/20 CBS-3194	2,000,000.00	7,287.15		6,487.15		800.00	

County of Maui
Capital Improvement Projects Report (Excluding Department of Water Supply)
As of 12/31/2019

13-907 Roads	Original Appropriation	Alloted To Date	Expenditure Prior Years	Expenditure Current Year	Amount Lapsed	Encumbrance	Allotment Balance
IOLANI/LOHA/MAKANI RD PVMNT RH GO20-374-301298: Lapse 12/31/20 CBS-5511	400,000.00	400,000.00		248,851.96		151,148.04	
KOKOMO RD PAVEMENT RECON GO18-373-356223: Lapse 12/31/15 CBS-2295	46,387.51	45,549.81				45,549.81	
MAK/MAKANI ROAD IMPROVEMENTS HY06-302-367010: Lapse 12/31/06	600,000.00	600,000.00	287,595.59	50,000.00		262,404.41	
HALEAKALA HWY INTERSECT IMPR GO18-373-345274: Lapse 12/31/14 ORD#4095	1,218,491.00	37,271.00	14,310.00	8,200.00		14,761.00	
SH14-323-345410:	2,000,000.00	1,250,000.00				525,208.87	724,791.13
HY16-302-367118: Lapse 12/31/16 CBS-1979	500,000.00	500,000.00		15,094.27		484,905.73	
KOKOMO/MAK AVE PAVEMNT RECONST GOLAPS-350-378389: Lapse 12/31/17 CBS-2765	2,400,000.00	2,400,000.00	1,281,193.14	100,946.91	874,319.94	143,540.01	()
KOKOMO RD/MAK AVE PVMNT PH2 DOT17-325-376740: #STP-STP-0900(0 86)	7,240,600.00	4,829,244.96	3,745,247.31	860,620.03		154,439.63	68,937.99
BALDWIN AVE RESURFACING DOT14-325-345403: #STP-STP-0390(0 01)	2,261,738.00	2,261,738.00	2,259,236.17			2,501.27	.56
BALDWIN AVE RESURF PH2 GO18-373-367238: Lapse 12/31/16 CBS-1889	3,361,250.00	1,299,353.17	1,220,755.59	4,881.31	73,716.27		
KAUPAKALUA RD PAVEMENT RECONS DOT18-325-389020: #STP-STP-0365(0 10)	4,600,000.00	4,212,290.64	84,151.16	1,711.29		4,098,375.00	28,053.19
	28,628,466.51	19,842,734.73	8,930,678.44	1,399,148.39	1,657,568.21	7,033,556.82	821,782.87
Wailuku-Kahului Community Plan Area							
CENTRAL MAUI BIKE/PEDESTRIAN BY16-304-367129: Lapse 12/31/16 CBS-2782	150,000.00	150,000.00	147,857.13	833.00	1,309.87		
KAM AVE @ MAUI LANI PRK INTER HY19-302-390099: Lapse 12/31/19 CBS-2787	610,000.00	610,000.00				610,000.00	
GO20-374-390299: Lapse 12/31/19 CBS-2787	2,865,000.00	2,863,683.45	9,984.41			2,853,699.04	
KAHAKULOA STREAM BRIDGE GO18-373-356244: Lapse 12/31/15 CBS-1060	700,000.00	499,859.41	437,374.21			62,485.20	
ONEHEE/KEA PAVEMNT REHAB GO18-373-378207: Lapse 12/31/17 CBS-2768	200,000.00	200,000.00	178,422.34	3,075.00		18,502.66	
C MAUI SIGNAL UPGRADE HY17-302-378402: Lapse 12/31/17 CBS-1945	270,000.00	270,000.00	37,660.00	110,940.00	21,200.00	100,200.00	
WAIALE ROAD EXTENSION GO18-373-356245: Lapse 12/31/15 CBS-1069	400,000.00	389,680.00	53,412.00			336,268.00	
WAKEA/KAMEHA INTERSEC IMPRV HY17-302-378404: Lapse 12/31/17 CBS-1916	240,000.00	240,000.00	159,016.36		21,769.14	59,214.50	
GO20-374-301269: Lapse 12/31/20 CBS-1916	250,000.00						
WAIALE RD SHOULDER IMPROVEMENT GO14-371-345248: Lapse 12/31/14 CBS-1919	114,900.00	114,900.00	52,540.00	29,450.00		32,910.00	
PAPA AVE PAVEMENT REHABILITATI DOT14-325-347520: #STP-STP-3910(0 01)	6,625,000.00	6,785,780.42	6,751,176.98			34,603.44	
WAIALE RD IMP (KAOHU-WAIINU) GO20-374-301208: Lapse 12/31/20 CBS-1919	600,000.00						
WAIALE RD IMP AT WAIINU ROAD HY20-302-301410: Lapse 12/31/20 CBS-1018	100,000.00	100,000.00				94,616.00	5,384.00

County of Maui
Capital Improvement Projects Report (Excluding Department of Water Supply)
As of 12/31/2019

13-907 Roads	Original Appropriation	Alloted To Date	Expenditure Prior Years	Expenditure Current Year	Amount Lapsed	Encumbrance	Allotment Balance
WAKEA AVE/WELLS ST PAVEMENT RE DOT14-325-345401: #STP-STP-0900(0 82)	2,500,000.00	2,433,726.30	2,374,196.28			67,530.02	(8,000.00)
WAKEA PVMNT KAAHUMANU/PUUNENE HY13-302-331124: Lapse 12/31/13 CBS-1028	800,000.00	800,000.00	691,204.86	61,692.67	47,101.47	1.00	
WAKEA AVE PAVEMENT REHAB DOT13-325-337515: #STP-STP-3920 (006)	3,275,685.65	3,267,572.54	2,214,779.41	363,685.12		93,786.52	595,321.49
C MAUI SUB-AREA TRANS STUDY GF20-301-301413: Lapse 12/31/20 CBS-5538	100,000.00	100,000.00					100,000.00
HANSEN RD PAVEMENT RECONS DOT15-325-356700: #STP-STP-3600(0 01)	3,500,000.00	3,919,875.20	3,827,052.65				92,822.55
ONEHEE AVENUE IMPRVMNT HY20-302-301411: Lapse 12/31/20 CBS-5499	100,000.00	100,000.00		58,960.00		41,040.00	
GF20-301-301412: Lapse 12/31/20 CBS-5499	100,000.00	100,000.00				100,000.00	
KAMEHAMEHA AVE PAVEMENT REHAB DOT13-325-337504: #STP-STP-0900 (079)	3,727,251.98	3,717,059.29	2,632,552.39			406,122.91	678,383.99
PAVEMENT REHAB S MAUI ROADS DOT18-325-389800: #STP-STP-0900(0 90)	5,448,985.87	4,138,107.74	2,862,942.76	500,299.46		443,372.42	331,493.10
WAIALE RD IMP AT WAIINU ROAD HY19-302-390100: Lapse 12/31/19 CBS-1018	300,000.00	300,000.00				300,000.00	
PAPA AVE COMPLETE STREETS IMPR HY19-302-390101: Lapse 12/31/19 CBS-5024	150,000.00	150,000.00				150,000.00	
LONO AVENUE EXTENSION HY19-302-390102: Lapse 12/31/19 CBS-5054	300,000.00	300,000.00		65,346.25	5,950.00	228,703.75	
WAIALE RD IMP (KAOHU-WAIINU) GO20-374-390298: Lapse 12/31/19 CBS-1919	150,000.00	150,000.00				150,000.00	
	33,576,823.50	31,700,244.35	22,430,171.78	1,194,281.50	97,330.48	6,183,055.46	1,795,405.13
Kihei-Makena Community Plan Area							
S.KIHEI RD DW IMPR (PIIKEA-KU) HY19-302-390086: Lapse 12/31/19	200,000.00	200,000.00	23,134.00	7,822.00		169,044.00	
GO20-374-301294: Lapse 12/31/20 CBS-5485	1,900,000.00						
NORTH SO COLLECTOR RD/NAMAUI HY14-302-345331: Lapse 12/31/14 CBS-1926	250,000.00	250,000.00	197,628.60			52,371.40	
OHUKAI RD SDWLK IMPRV GO20-374-301295: Lapse 12/31/20 CBS-5492	600,000.00						
KIHEI BIKEWAY PHASE 2 PV16-329-367579:	46,531.00	46,531.00	727.87			45,803.13	
SO KIHEI RD PAVEMENT REHAB DOT14-325-345400: #STP-STP-3100(0 13)	2,600,000.00	1,269,958.75	1,261,865.99				8,092.76
NORTH SO COLLECTOR RD PV16-329-367577:	246,378.00	246,378.00	219,351.02	27,026.98			
GO20-374-390285: Lapse 12/31/19 CBS-2309	500,000.00	478,866.00				478,866.00	
GO20-374-301293: Lapse 12/31/20 CBS-2309	1,000,000.00						
S MAUI PAVEMENT REHAB GO18-373-389267: Lapse 12/31/18 CBS-2764	939,299.21	939,299.21	664,717.35	274,581.86			
GO20-374-389279: Lapse 12/31/18 CBS-2764	913,416.79	396,800.00	363,635.13	33,164.87			
S MAUI REGIONAL TRAFFIC							

County of Maui
Capital Improvement Projects Report (Excluding Department of Water Supply)
As of 12/31/2019

13-907 Roads	Original Appropriation	Allotted To Date	Expenditure Prior Years	Expenditure Current Year	Amount Lapsed	Encumbrance	Allotment Balance
HY16-302-367184: Lapse 12/31/16 ORD#4284 SO MAUI TRAFFIC MASTER PLAN	340,000.00	340,000.00	256,656.75	37,079.82	832.00	45,431.43	
DOT16-325-369503: #STP-SPR-0010(0 36) ILIMA AVE SW IMPR (3RD-7TH)		342,000.00	211,580.35	29,636.73		100,782.92	
HY19-302-390087: Lapse 12/31/19 S KIHAI RD PAVEMENT REHAB	280,000.00	280,000.00		30,279.02	249,720.98		
HY20-302-301396: Lapse 12/31/20 CBS-5515	250,000.00	250,000.00				250,000.00	
	10,065,625.00	5,039,832.96	3,199,297.06	439,591.28	250,552.98	1,142,298.88	8,092.76
West Maui Community Plan Area							
WM ROADWAY IMPRV SVO GRANT PV16-329-367575:	1,700,000.00	1,700,000.00					1,700,000.00
WM ROADWAY IMPRV MTV GRANT PV15-329-356575:	715,000.00	715,000.00	89,360.00			54,040.00	571,600.00
FRONT STREET IMPROVEMENTS GO20-374-390266: Lapse 12/31/19 CBS-1946	1,351,580.00	1,351,580.00	64,324.79	414,800.88		872,454.33	
PAPALAU ST TRAFFIC SIGNAL GO20-374-301254: Lapse 12/31/20 CBS-2308	632,000.00						
WM GREENWAY PILOT PRJ BY17-304-378406: Lapse 12/31/17 CBS-3240	300,000.00	300,000.00	122,927.40	30,916.98		146,155.62	
NAPILI 4/5 CULVERT L HONOAPI GO20-374-301256: Lapse 12/31/20 CBS-2315	3,910,000.00	12,368.50		12,016.79			351.71
WEST MAUI DRAINLINE ASSESSMENT GO20-374-301257: Lapse 12/31/20 CBS-5514	500,000.00	500,000.00				500,000.00	
L HONOAPIILANI RD EROSION GO20-374-301258: Lapse 12/31/20 CBS-5509	600,000.00	318,200.00				318,200.00	
KAHANA NUI BRIDGE REPLCMNT GO20-374-301285: Lapse 12/31/20 CBS-1040	1,076,000.00						
	10,784,580.00	4,897,148.50	276,612.19	457,734.65	0.00	1,890,849.95	2,271,951.71
Countywide							
CW BIKEWAY IMPROVEMENTS BY13-304-331138: Lapse 12/31/13 CBS-1036	300,000.00	300,000.00	259,571.68	29,402.47		11,025.85	
BY14-304-345337: Lapse 12/31/14 CBS-1036	300,000.00	300,000.00	149,058.05		147,941.95	3,000.00	
BY16-304-367C31: Lapse 12/31/16 CBS-1036	150,000.00	150,000.00	56,021.21			93,978.79	
BY18-304-389C49: Lapse 12/31/18 CBS-1036	97,276.00	97,276.00	14,813.16		2,016.52	80,446.32	
BY19-304-390C73: Lapse 12/31/19 CBS#1036	140,000.00	140,000.00	30,577.13			109,422.87	
BY20-304-301C80: Lapse 12/31/20 CBS-1036	387,208.00	387,208.00				123,859.00	263,349.00
CW SIDEWALK IMPROVEMENTS HY13-302-331133: Lapse 12/31/13 CBS-1037	500,000.00	500,000.00	435,255.16	11,400.00	45,328.87	8,015.97	
HY16-302-367C26: Lapse 12/31/16 CBS-1037	400,000.00	400,000.00	366,567.01		19,829.39	13,603.60	
HY17-302-378C76: Lapse 12/31/17 CBS-1037	500,000.00	500,000.00	272,401.56			227,598.44	
HY19-302-390C78: Lapse 12/31/19 CBS#1037	490,000.00	490,000.00	156,202.94	159,814.37	18,724.02	155,258.67	
HY20-302-301C85: Lapse 12/31/20 CBS-1037	745,000.00	745,000.00					745,000.00
CW BRIDGE IMPROVEMENTS HY14-302-345332: Lapse 12/31/14 CBS-1031	295,000.00	295,000.00	150,402.76		418.70	144,178.54	()
HY16-302-367C22: Lapse 12/31/16 CBS-1031	370,000.00	370,000.00	213,743.50		122,129.50	34,127.00	
GO18-373-378C72: Lapse 12/31/17 CBS-1031	370,000.00	370,000.00	290,355.08		79,644.92		

County of Maui
Capital Improvement Projects Report (Excluding Department of Water Supply)
As of 12/31/2019

13-907 Roads	Original Appropriation	Allotted To Date	Expenditure Prior Years	Expenditure Current Year	Amount Lapsed	Encumbrance	Allotment Balance
HY19-302-390C76: Lapse 12/31/19 CBS#1031	220,000.00	220,000.00	2,048.59	35,369.59	1,887.77	180,694.05	
HY20-302-301C83: Lapse 12/31/20 CBS-1031	600,000.00	600,000.00				73,475.65	526,524.35
PAIA SCHOOL SAFE ROUTES TO SCH							
DOT19-325-390095: #STP-SRS-0900(0 91)	1,226,784.55	1,226,784.55	926,580.52	85,984.57		54,204.09	160,015.37
CW SAFETY IMPROVEMNTS							
HY07-302-377033: Lapse 12/31/07	600,000.00	600,000.00	558,025.48	600.00	41,374.52		()
HY13-302-331132: Lapse 12/31/13 CBS-1024	600,000.00	600,000.00	539,631.43		22,959.77	37,408.80	
HY16-302-367C25: Lapse 12/31/16 CBS-1024	390,000.00	390,000.00	309,429.34		49,766.80	30,803.86	
HY17-302-378C75: Lapse 12/31/17 CBS-1024	600,000.00	600,000.00	345,175.13	53,332.19	97,321.77	104,170.91	
HY18-302-389C51: Lapse 12/31/18 CBS-1024	500,000.00	500,000.00	195,731.53	117,818.76	7,365.86	179,083.85	
HY19-302-390C75: Lapse 12/31/19 CBS#1024	850,000.00	850,000.00	228,914.72	148,986.22	8,866.00	463,233.06	
HY20-302-301C82: Lapse 12/31/20 CBS-1024	1,060,000.00	1,060,000.00				192,372.63	867,627.37
GF20-301-301C88: Lapse 12/31/20 CBS-1024	75,000.00	75,000.00					75,000.00
ASSESSMENT-COM COASTAL ROADS							
HY20-302-301387: Lapse 12/31/20	140,000.00	140,000.00					140,000.00
SURVEYING-MOLOKAI&LANAI ROADS							
HY20-302-301386: Lapse 12/31/20	100,000.00	100,000.00		57,363.84		42,636.16	
CW PAVEMENT PRESERVATION							
HY17-302-378C73: Lapse 12/31/17 CBS-1034	500,000.00	500,000.00	250,044.02	114,545.00	135,410.98		
CW ROAD RESURFACING							
HY12-302-327032: Lapse 12/31/12 CBS-1023	5,436,736.00	5,436,736.00	5,137,057.67		188,399.03	111,279.30	
HY14-302-345333: Lapse 12/31/14 CBS-1023	5,546,744.00	5,546,744.00	5,404,729.31		56,526.05	85,488.64	
HY15-302-356C33: Lapse 12/31/15 CBS-1023	4,943,698.00	4,943,698.00	4,371,979.12		555,946.42	15,772.46	
HY16-302-367C24: Lapse 12/31/16 CBS-1023	5,718,028.00	5,718,028.00	4,895,245.00	17,095.47	636,956.36	158,034.21	10,696.96
HY17-302-378C74: Lapse 12/31/17 CBS-1023	5,634,267.00	5,634,267.00	4,420,945.55	146,187.12	255,035.32	812,099.01	
HY18-302-389C50: Lapse 12/31/18 CBS-1023	5,238,541.00	5,238,541.00	3,400,640.31	639,082.85	18,498.47	1,180,319.37	
HY19-302-390C74: Lapse 12/31/19 CBS#1023	6,266,792.00	6,266,792.00	1,234,843.47	1,057,981.30		3,973,967.23	
HY20-302-301C81: Lapse 12/31/20 CBS-1023	5,676,267.00	5,676,267.00		256.15		1,350,334.01	4,325,676.84
CW TRAFFIC CALMING PRG							
HY17-302-378C77: Lapse 12/31/17 CBS-1035	200,000.00	200,000.00	188,668.10	1,448.35	3,551.08	6,332.47	
HY19-302-390C77: Lapse 12/31/19 CBS#1035	350,000.00	350,000.00	127.20	72,663.01	72.80	277,136.99	
HY20-302-301C84: Lapse 12/31/20 CBS-1035	420,000.00	420,000.00					420,000.00
KEA ST PAVEMENT RECONSTRUCTION							
DOT19-325-390710: #STP-STP-0900(0 93)	1,848,134.52	1,848,134.52		30,830.34		1,798,504.02	18,800.16
GUARDRAIL/SHLDR IMPR AT VAR LO							
HY19-302-390C79: Lapse 12/31/19 CBS#2774	200,000.00	200,000.00			200,000.00		
KAMALII ELEM SCH SAFE ROUTES							
DOT13-325-337507: #STP-SRS-1500(6 0)	460,000.00	381,992.26	377,825.01	4,167.25			
DOT19-325-390720: #STP-STP-0365(0 11)	5,850,521.72	4,642,153.77				4,575,090.24	67,063.53
CW FEDERAL AID PROGRAM							
GO20-374-390C72: Lapse 12/31/19 CBS#5022	2,000,000.00	1,996,104.89	52,078.11	49,607.34		1,894,419.44	
SAFE ROUTES TO SCH PRG							
SH17-323-379510:	150,000.00	92,955.73	92,923.30	32.43			
SH18-323-389510:	225,000.00	92,955.73					92,955.73
SH19-323-399510:	275,000.00	97,584.27					97,584.27
	68,945,997.79	67,289,222.72	35,327,612.15	2,833,968.62	2,715,972.87	18,601,375.50	7,810,293.58
TOTAL Roads	168,556,396.80	140,567,530.58	72,670,298.53	6,851,681.10	5,227,692.84	42,948,403.25	12,869,454.86

County of Maui
Capital Improvement Projects Report (Excluding Department of Water Supply)
As of 12/31/2019

13-908 Solid Waste Facilities	Original Appropriation	Alloted To Date	Expenditure Prior Years	Expenditure Current Year	Amount Lapsed	Encumbrance	Allotment Balance
Hana Community Plan Area							
HANA LF MAKAI BERM WASTE RMVL							
SW18-305-389704: Lapse 12/31/18 CBS-1908	2,000,000.00	2,000,000.00	1,997,104.28	2,520.00		375.72	
GO20-374-390208: Lapse 12/31/19 CBS-1908	1,000,000.00	598,265.25	417,926.93	180,338.32			
HANA LF OFFICE TRAILER/PV EXP							
GO20-374-301205: Lapse 12/31/20 CBS-5504	25,000.00						
	3,025,000.00	2,598,265.25	2,415,031.21	182,858.32	0.00	375.72	0.00
Wailuku-Kahului Community Plan Area							
CML SYS CONTROL & DATA ACQ							
SW19-305-390024: Lapse 12/31/19 CBS-3181	300,000.00	300,000.00		28,792.63	30,160.00	241,047.37	
LEACHATE COLL/RECOV/ELEC DS UP							
SW18-305-389712: Lapse 12/31/18 CBS-3175	250,000.00	250,000.00	233,833.02	16,166.98			
SW19-305-390023: Lapse 12/31/19 CBS-3175	500,000.00	500,000.00	433,051.33	66,948.67			
CENTRAL MAUI LF LAND PRCHSE							
GO20-374-301215: Lapse 12/31/20 CBS-3567	200,000.00						
WAIKAPU LF SITE RESTORATN							
SW18-305-389713: Lapse 12/31/18 CBS-2724	860,000.00	860,000.00	822,208.81	15,022.77	12.72	22,755.70	
CML PH VB EXT LEACHATE RECIRC							
GO20-374-301216: Lapse 12/31/20 CBS-5495	650,000.00						
CML SYS CTRL/DATA ACQUISTN							
SW17-305-378315: Lapse 12/31/17 CBS-1901	80,000.00	80,000.00	62,386.63		169.17	17,444.20	
CML MONIT WELL DES & CONST							
GO20-374-390220: Lapse 12/31/19 CBS-2290	500,000.00	494,710.11	460,329.63				34,380.48
GO20-374-301214: Lapse 12/31/20 CBS-5019	12,500,000.00						
CML PHASE V-B EXTENSION							
SH/LN-341-389714: Lapse 12/31/18 CBS-1095	3,625,000.00	3,625,000.00	3,618,243.45			6,756.55	
CML LAND PURCHASE							
GO20-374-390221: Lapse 12/31/19 CBS-3567	250,000.00	250,000.00	963.54	484.37		248,552.09	
CML PHASE III							
GO20-374-390222: Lapse 12/31/19 CBS-5019	250,000.00	250,000.00	204,806.00	45,185.80		8.20	
CML EXT PRIMARY LITTER SCR/DRN							
GO20-374-301217: Lapse 12/31/20 CBS-5494	500,000.00						
CML STORAGE FAC/INFRASTRUCTURE							
GO20-374-301218: Lapse 12/31/20 CBS-3577	300,000.00						
CML CUSTOMER DROP-OFF AREA							
GO20-374-301219: Lapse 12/31/20 CBS-5493	67,000.00						
CML ENTRANCE FAC TRAFFIC IMPR							
GO20-374-301220: Lapse 12/31/20 CBS-5502	50,000.00						
CML CUSTOMER DROP-OFF AREA							
SW20-305-301321: Lapse 12/31/20 CBS-5493	33,000.00	33,000.00					33,000.00
	20,915,000.00	6,642,710.11	5,835,822.41	172,601.22	30,341.89	536,564.11	67,380.48
West Maui Community Plan Area							
OLOWALU LF SITE RESTORATION							
SW18-305-389717: Lapse 12/31/18 CBS-2725	950,000.00	950,000.00	850,340.31		40.72	99,618.97	

County of Maui
Capital Improvement Projects Report (Excluding Department of Water Supply)
As of 12/31/2019

13-908 Solid Waste Facilities	Original Appropriation	Alloted To Date	Expenditure Prior Years	Expenditure Current Year	Amount Lapsed	Encumbrance	Allotment Balance
Molokai Community Plan Area							
KALAMAULA LF SITE RESTORATION SW18-305-389708: Lapse 12/31/18 CBS-2727	230,000.00	230,000.00	117,151.00		1,429.00	111,420.00	
MOLOKAI LF PHASE V SW19-305-390016: Lapse 12/31/19 CBS-4606	300,000.00	300,000.00	172,921.75	61,941.96	205.00	64,931.29	
MOLOKAI LF-ENVTL ASSESSMNT SW17-305-378313: Lapse 12/31/17 CBS-3184	160,000.00	160,000.00	150,910.00			9,090.00	
MOLOKAI LF SCALEHSE RPCMNT/TRA SW20-305-301310: Lapse 12/31/20 CBS-5497	200,000.00	200,000.00					200,000.00
	890,000.00	890,000.00	440,982.75	61,941.96	1,634.00	185,441.29	200,000.00
Countywide							
LANDFILL POTABLE H2O SUPPLY SW19-305-390C02: Lapse 12/31/19 CBS#4609	100,000.00	100,000.00	43,875.00	20,250.00	32,500.00	3,375.00	
ENV'TAL COMP SYS DSGN/CTNS SW17-305-378302: Lapse 12/31/17 CBS-3182	250,000.00	250,000.00	224,537.25	14,409.00	187.00	10,866.75	
SW19-305-390C01: Lapse 12/31/19 CBS#3182	200,000.00	200,000.00	4,875.00	108,607.09	71,337.53	15,180.38	
ENV'TAL COMP SYS DSGN/CTNS SW20-305-301C00: Lapse 12/31/20 CBS-3182	500,000.00	500,000.00		9,233.86		79,842.91	410,923.23
INTEGRATED SW MGT PLAN UPDTE SW20-305-301C01: Lapse 12/31/20 CBS-3182	200,000.00	200,000.00					200,000.00
	1,250,000.00	1,250,000.00	273,287.25	152,499.95	104,024.53	109,265.04	610,923.23
TOTAL Solid Waste Facilities	27,030,000.00	12,330,975.36	9,815,463.93	569,901.45	136,041.14	931,265.13	878,303.71

County of Maui
Capital Improvement Projects Report (Excluding Department of Water Supply)
As of 12/31/2019

13-909 Wastewater Facilities	Original Appropriation	Alloted To Date	Expenditure Prior Years	Expenditure Current Year	Amount Lapsed	Encumbrance	Allotment Balance
Hana Community Plan Area							
HELENE HALL SEPTIC IMPRV WM19-303-390009: Lapse 12/31/19	245,000.00	245,000.00		32,682.48		212,317.52	
Paia-Haiku Community Plan Area							
KUAU NO.1 FM REPLACEMENT WM19-303-390017: Lapse 12/31/19 CBS-1955	50,000.00	50,000.00		34,731.42		15,268.58	
WM19-303-390018: Lapse 12/31/19 CBS-1964	50,000.00	50,000.00		22,143.21		27,856.79	
KUAU #3 FM REPLACEMENT WM18-303-389710: Lapse 12/31/18 CBS-1183	60,000.00	60,000.00	47,360.00	9,710.00		2,930.00	
WM20-303-301311: Lapse 12/31/20 CBS-1183	630,000.00	630,000.00				449,032.00	180,968.00
KUAU NO.4 FM REPLACEMENT WM20-303-301312: Lapse 12/31/20 CBS-1184	540,000.00	540,000.00					540,000.00
	1,330,000.00	1,330,000.00	47,360.00	66,584.63	0.00	495,087.37	720,968.00
Makawao-Pukalani-Kula Community Plan Area							
UPCOUNTRY SEWER SYS UPGRDS GO20-374-301213: Lapse 12/31/20 CBS-1955	1,000,000.00						
Wailuku-Kahului Community Plan Area							
WAI-KAH EPA COMP SEWER REHAB WM18-303-389715: Lapse 12/31/18 CBS-1131	1,000,000.00	1,000,000.00				1,000,000.00	
WAI-KAH WWRF EMERG EFFL FM WM19-303-390026: Lapse 12/31/19 CBS-5035	450,000.00	450,000.00			82,000.00	368,000.00	
EPA SEWER REHABILITATION WM17-303-378317: Lapse 12/31/17 CBS-1131	1,000,000.00	1,000,000.00	998,585.69			1,414.31	
WAI-KAH RECYCLED WTR FM WM18-303-389716: Lapse 12/31/18 CBS-1171	500,000.00	500,000.00	84,653.27		43.00	415,303.73	
WAI-KAH EPA COMP SEWER REHAB WM19-303-390025: Lapse 12/31/19 CBS-1131	2,000,000.00	2,000,000.00	33,357.00	76,187.00	90,992.50	1,799,463.50	
LOWER MAIN ST SEWER UPGRD GO20-374-301222: Lapse 12/31/20 CBS-5547	2,500,000.00						
WAI-KAH RECYCLED WATER FM GO20-374-301223: Lapse 12/31/20 CBS-1171	500,000.00						
WAI-KAH EPA COMP SEWER REHAB WM20-303-301324: Lapse 12/31/20 CBS-1131	4,000,000.00	4,000,000.00					4,000,000.00
WAI-KAH WWRF FAC PLAN WM20-303-301325: Lapse 12/31/20 CBS-4587	400,000.00	400,000.00					400,000.00
WAI-KAH SOIL AQUIFER TRTMNT WM20-303-301326: Lapse 12/31/20 CBS-5033	1,350,000.00	1,350,000.00					1,350,000.00
WAI-KAH RECYCLED WTR PS WM20-303-301327: Lapse 12/31/20 CBS-5034	600,000.00	600,000.00					600,000.00
	14,300,000.00	11,300,000.00	1,116,595.96	76,187.00	173,035.50	3,584,181.54	6,350,000.00
Kihei-Makena Community Plan Area							
KIHEI #16 PS REHAB/FM REPLC SH/LN-341-378407: Lapse 12/31/17	1,010,000.00	1,010,000.00	462,598.50	288,143.76	757.00	258,500.74	

County of Maui
Capital Improvement Projects Report (Excluding Department of Water Supply)
As of 12/31/2019

13-909 Wastewater Facilities	Original Appropriation	Allotted To Date	Expenditure Prior Years	Expenditure Current Year	Amount Lapsed	Encumbrance	Allotment Balance
SM RECYCLED WATER SYS EXP							
SH/LN-341-389406: Lapse 12/31/18 CBS-1160	3,750,000.00	3,750,000.00		2,144,616.18		1,605,383.82	
WM18-303-389706: Lapse 12/31/18 CBS-1160	2,750,000.00	2,750,000.00				2,750,000.00	
SH/LN-341-390020: Lapse 12/31/19 CBS-1160	1,273,000.00	1,273,000.00		1,273,000.00			
KENOLIO/KOKI SEWER REHAB							
WM19-303-390011: Lapse 12/31/19 CBS-3196	800,000.00	800,000.00	394,560.43			405,439.57	
KIHEI WWF RTU UPGRDS							
WM17-303-378310: Lapse 12/31/17 CBS-2730	1,500,000.00	1,500,000.00	922,095.31	125,539.42	143,544.47	308,820.80	
NORTH KIEHI MAUKA TRANS							
WM19-303-390010: Lapse 12/31/19 CBS-2321	1,500,000.00	1,500,000.00		45,850.00	3,356.00	1,450,794.00	
KIHEI NO.7 FM REPLACE							
WM19-303-390012: Lapse 12/31/19 CBS-2322	150,000.00	150,000.00		29,370.44	1,220.93	119,408.63	
KIHEI NO.8 FM REPLACEMENT							
WM19-303-390013: Lapse 12/31/19 CBS-3197	200,000.00	200,000.00			786.75	199,213.25	
LILOA DRD RECYCLED WATER LINE							
WM19-303-390014: Lapse 12/31/19 CBS-5030	500,000.00	500,000.00			363,892.00	136,108.00	
KIHEI WWRF GRIT SYS REPLACE							
SH/LN-341-390015: Lapse 12/31/19 CBS-5026	6,500,000.00	6,500,000.00		41,704.20	5,900,009.00	558,286.80	
KIHEI-MAKENA SEWER EXP							
GO20-374-301209: Lapse 12/31/20 CBS-2321	7,500,000.00						
KIHEI IN-PLANT/EFFLUENT PS UPG							
WM20-303-301306: Lapse 12/31/20 CBS-5029	750,000.00	750,000.00					750,000.00
KIHEI NO.3 FM REPLCMNT							
WM20-303-301307: Lapse 12/31/20 CBS-3563	480,000.00	480,000.00					480,000.00
KIHEI WWPS NO.9 MODI/UPGRD							
WM20-303-301308: Lapse 12/31/20 CBS-5028	200,000.00	200,000.00					200,000.00
	28,863,000.00	21,363,000.00	1,779,254.24	3,948,224.00	6,413,566.15	7,791,955.61	1,430,000.00
West Maui Community Plan Area							
NAPILI #5&6 FM REPLACEMENTS							
WM15-303-356470: Lapse 12/31/15 CBS-1162	300,000.00	300,000.00	231,878.58	15,900.40		52,221.02	
WM17-303-378323: Lapse 12/31/17 CBS-1162	3,200,000.00	3,200,000.00	1,767,513.63	721,383.94		711,102.43	
NAPILI #3 FM REPLCMNT							
WM17-303-378321: Lapse 12/31/17 CBS-1161	200,000.00	200,000.00	111,632.07			88,367.93	
SH/LN-341-390029: Lapse 12/31/19 CBS-1161	1,800,000.00	1,800,000.00			52,580.00	1,747,420.00	
WM20-303-301329: Lapse 12/31/20 CBS-1179	400,000.00	400,000.00					400,000.00
NAPILI #4 FM REPLCMNT							
WM17-303-378322: Lapse 12/31/17 CBS-1174	200,000.00	200,000.00	110,853.98			89,146.02	
SH/LN-341-390030: Lapse 12/31/19 CBS-1174	1,800,000.00	1,800,000.00			468,559.00	1,331,441.00	
NAPILI WWPS #1-6 MODIFC							
WM15-303-356471: Lapse 12/31/15 CBS-1165	500,000.00	500,000.00	351,890.54		8,000.00	140,109.46	
NAPILI WWPS #5 MODIFICATIONS							
WM18-303-389718: Lapse 12/31/18 CBS-1181	2,300,000.00	2,300,000.00			192,813.00	2,107,187.00	
NAPILI WWPS #6 MODIFICATIONS							
WM18-303-389719: Lapse 12/31/18 CBS-1182	2,300,000.00	2,300,000.00			192,813.00	2,107,187.00	
LAHAINA WWRF R-1 PROCESS EXP							
WM20-303-301330: Lapse 12/31/20 CBS-3576	700,000.00	700,000.00					700,000.00

County of Maui
Capital Improvement Projects Report (Excluding Department of Water Supply)
As of 12/31/2019

13-909 Wastewater Facilities	Original Appropriation	Alloted To Date	Expenditure Prior Years	Expenditure Current Year	Amount Lapsed	Encumbrance	Allotment Balance
KAANAPALI RESORT R-1 WATER DIS WM14-303-345374: Lapse 12/31/14 CBS-1952	700,000.00	700,000.00	31,360.00			668,640.00	
LAHAINA WWRF ODOR CONTROL WM13-303-331168: Lapse 12/31/13 CBS-1135	800,000.00	800,000.00	450,906.30		337,429.00	11,664.70	
WEST MAUI RECYCLED WATER PROJ ARRA13-327-331183: C150054-23	3,500,000.00	3,500,000.00	3,205,090.33		131,612.00		163,297.67
WM14-303-345377: Lapse 12/31/14 CBS-1124	50,000.00	50,000.00			325.00	49,675.00	
WM16-303-367161: Lapse 12/31/16 CBS-1124	1,360,000.00	1,360,000.00			667,434.00	692,566.00	
GO20-374-301228: Lapse 12/31/20 CBS-1124	1,500,000.00						
SH/LN-341-301332: Lapse 12/31/20 CBS-1124	9,578,290.00	9,578,290.00					9,578,290.00
LAHAINA WWRF PRIMARY ELECTRICA WM18-303-389746: Lapse 12/31/18 ORD#4808	2,423,472.00	2,423,472.00				2,423,472.00	
SHERATON WWPS MODIFICATIONS SH/LN-341-378325: Lapse 12/31/17 CBS-1163	1,000,000.00	1,000,000.00	795,390.60	178,112.58		26,496.82	
NAPILI WWPS #4 MODIFICATIONS WM19-303-390028: Lapse 12/31/19 CBS-1180	400,000.00	400,000.00		87,142.43		312,857.57	
LAHAINA WWRF ER GENERATOR RPLC WM20-303-301331: Lapse 12/31/20 CBS-5548	200,000.00	200,000.00					200,000.00
LAHAINA WWRF MODFCTN STAGE 1A GO08-367-369201: Lapse 12/31/06	1,000,000.00	1,000,000.00	891,829.00			108,171.00	
SH/LN-341-389720: Lapse 12/31/18 CBS-1144	24,000,000.00	19,200,268.95	11,544,291.06	6,219,710.91	59,763.00	1,376,503.98	
	60,211,762.00	53,912,030.95	19,492,636.09	7,222,250.26	2,111,328.00	14,044,228.93	11,041,587.67
Molokai Community Plan Area							
KAUNAKAKAI WWRF PLAN WM18-303-389709: Lapse 12/31/18 CBS-4590	200,000.00	200,000.00	45,589.53	26,940.63	213.00	127,256.84	
Countywide							
CW WW SYSTEMS MODIFICATIONS WM17-303-378C06: Lapse 12/31/17 CBS-1128	500,000.00	500,000.00	372,612.15	19,658.82	36,632.04	71,096.99	
WM19-303-390C04: Lapse 12/31/19 CBS#1128	1,000,000.00	1,000,000.00	101,327.59	133,694.78	710.54	764,267.09	
WM20-303-301C03: Lapse 12/31/20 CBS-1128	1,000,000.00	1,000,000.00		73,011.00		169,627.00	757,362.00
CW EPA DECREE WW RECL RENOV WM15-303-356C74: Lapse 12/31/15 CBS-1119	2,000,000.00	2,000,000.00	1,963,552.63			36,447.37	()
WM16-303-367C63: Lapse 12/31/16 CBS-1119	2,000,000.00	2,000,000.00	1,723,551.95	47,425.20	1,989.27	192,012.34	35,021.24
WM17-303-378C04: Lapse 12/31/17 CBS-1119	1,600,000.00	1,600,000.00	1,488,387.88	20,193.29		91,418.83	
CW WWRF CONCRETE REHABILIT WM19-303-390C06: Lapse 12/31/19 CBS#3571	500,000.00	500,000.00			367,768.27	132,231.73	
CW EPA DECREE COMPLIANCE PRJ WM14-303-345378: Lapse 12/31/14 CBS-1132	750,000.00	750,000.00	673,860.00		40,500.00	35,640.00	
WM15-303-356C73: Lapse 12/31/15 CBS-1132	1,080,000.00	1,080,000.00	908,646.19		131,256.80	40,097.01	
WM17-303-378C03: Lapse 12/31/17 CBS-1132	500,000.00	500,000.00	367,115.81	44,298.60		88,585.59	()
WM18-303-389C01: Lapse 12/31/18 CBS-1132	500,000.00	500,000.00				500,000.00	
WM19-303-390C05: Lapse 12/31/19 CBS#1132	500,000.00	500,000.00	196,787.11		303,212.89		
WM20-303-301C04: Lapse 12/31/20 CBS-1132	500,000.00	500,000.00					500,000.00
CW WWRF CHLORINATN SYS UPGRD SH/LN-341-378C07: Lapse 12/31/17 CBS-2734	2,000,000.00	2,000,000.00	662,303.46	82,362.64	1,018,332.65	237,001.25	
CW WET WELL REHABILITATION WM11-303-319012: Lapse 12/31/11 CBS-1126	1,000,000.00	1,000,000.00	955,284.46	5,782.54	38,933.00		

County of Maui
Capital Improvement Projects Report (Excluding Department of Water Supply)
As of 12/31/2019

13-909 Wastewater Facilities	Original Appropriation	Alloted To Date	Expenditure Prior Years	Expenditure Current Year	Amount Lapsed	Encumbrance	Allotment Balance
WM15-303-356C76: Lapse 12/31/15 CBS-1126	1,000,000.00	1,000,000.00	335,530.36		87,752.64	576,717.00	
CW EPA COMPLIANCE WWRF							
WM18-303-389C02: Lapse 12/31/18 CBS-1119	2,000,000.00	2,000,000.00	886,146.23	525,604.26	124,260.33	463,989.18	
WM19-303-390C03: Lapse 12/31/19 CBS#1119	2,000,000.00	2,000,000.00	56,386.82	251,900.00	648,137.00	1,043,576.18	
WM20-303-301C02: Lapse 12/31/20 CBS-3182	1,500,000.00	1,500,000.00		99,792.00		99,792.00	1,300,416.00
CW WSTWTR SYSTEM MODIFICATION							
WM12-303-329023: Lapse 12/31/12 CBS-1128	1,000,000.00	1,000,000.00	895,933.96		80,091.91	23,974.13	()
WM14-303-345380: Lapse 12/31/14 CBS-1128	1,000,000.00	1,000,000.00	881,342.94		85,312.06	33,345.00	
WM15-303-356C75: Lapse 12/31/15 CBS-1128	1,000,000.00	1,000,000.00	927,977.97		.33	72,021.70	
WM16-303-367C65: Lapse 12/31/16 CBS-1128	500,000.00	500,000.00	473,374.77	7,589.92		19,035.31	
WM18-303-389C03: Lapse 12/31/18 CBS-1128	1,000,000.00	1,000,000.00	417,459.16	44,969.25		537,571.59	
CW WW RTU UPGRADES							
WM19-303-390C07: Lapse 12/31/19 CBS#5040	2,000,000.00	2,000,000.00			486,420.00	1,513,580.00	
	28,430,000.00	28,430,000.00	14,287,581.44	1,356,282.30	3,451,309.73	6,742,027.29	2,592,799.24
TOTAL Wastewater Facilities	134,579,762.00	116,780,030.95	36,769,017.26	12,729,151.30	12,149,452.38	32,997,055.10	22,135,354.91

County of Maui
Capital Improvement Projects Report (Excluding Department of Water Supply)
As of 12/31/2019

<u>13-909 Wastewater Facilities</u>	Original Appropriation	Alloted To Date	Expenditure Prior Years	Expenditure Current Year	Amount Lapsed	Encumbrance	Allotment Balance
TOTAL CAPITAL PROJECTS FUND	631,257,414.75	488,222,339.01	194,683,238.89	39,928,522.64	27,485,388.69	173,969,154.24	52,156,034.55

**Countywide Capital Improvement Projects
as of December 31, 2019**

Project Number	Index Code	Project Title	Appropriation	Actual Expenditure	Encumbrance	Contract Number	Description
CBS-3182	301300	Environmental Compliance System Design/Construction	\$ 500,000.00				
	305033	Environmental Compliance System Central Maui Landfill Leachate Collection		\$ 9,233.86		●C6655	Central Maui Landfill - Leachate Collection & Recovery and Electrical Distribution System Upgrades
	305048	Environmental Compliance System Central Maui Landfill Facilities Project			\$ 20,835.00	●C5952	Central Maui Landfill - Facilities Project Consulting
	305049	Environmental Compliance System Central Maui Landfill Land Purchase			\$ 59,007.91	●C6974	Central Maui Landfill - Land Purchase Consulting
Total			\$ 500,000.00	\$ 9,233.86	\$ 79,842.91		
CBS-3565	301301	Integrated Solidwaste Management Plan Update	\$ 200,000.00				
Total			\$ 200,000.00	\$ -	\$ -		
CBS-1119	301302	CW EPA Compliance WWRF	\$ 1,500,000.00				
	305044	CW EPA Compliance Catchall		\$ 99,792.00	\$ 99,792.00	●C6917	DEM Miscellaneous Electrical Projects - Project Management Services
Total			\$ 1,500,000.00	\$ 99,792.00	\$ 99,792.00		
CBS-1128	301303	CW WW System Modifications	\$ 1,000,000.00				
	305040	CW WW System Modifications Catchall			\$ 134,868.00	●C6206	SCADA Server and RTU Upgrades
	305043	CW WW System Modifications Wai/Kah WWRF		\$ 73,011.00		●PO389972	Injection Well Cleaning
	305043	CW WW System Modifications Wai/Kah WWRF			\$ 34,759.00	●C6723	Wailuku-Kahului WWRF Injection Wells Rehab Project
Total			\$ 1,000,000.00	\$ 73,011.00	\$ 169,627.00		
CBS-1132	301304	CW EPA Compliance Project	\$ 500,000.00				
Total			\$ 500,000.00	\$ -	\$ -		
CBS-1003	301334	CW Fire Facilities	\$ 500,000.00				
Total			\$ 500,000.00	\$ -	\$ -		

**Countywide Capital Improvement Projects
as of December 31, 2019**

Project Number	Index Code	Project Title	Appropriation	Actual Expenditure	Encumbrance	Contract Number	Description
CBS-1117	301341	CW Parks ADA Improvements	\$ 500,000.00				
	305034	CW Parks ADA Keokea Access		\$ 23,582.22		●PO387027	Keokea Park Access Improvements
	305037	CW Parks ADA Access Transition			\$ 92,572.00		
Total			\$ 500,000.00	\$ 23,582.22	\$ 92,572.00		
CBS-3232	301342	CW Park Playground	\$ 500,000.00				
Total			\$ 500,000.00	\$ -	\$ -		
CBS-4613	301343	CW Light Ordinance Compliance	\$ 2,500,000.00				
	305047	CW LightCompliance Kalama Park			\$ 65,791.50	●C6921	Kalama Park Light Ordinance Compliance
Total			\$ 2,500,000.00	\$ -	\$ 65,791.50		
CBS-4581	301344	CW Parks Facilities	\$ 275,000.00				
	305035	CW Parks Facilities Haiku Field House			\$ 126,102.00	●C6632	Haiku Field House Improvements
Total			\$ 275,000.00	\$ -	\$ 126,102.00		
CBS-1027	301278	CW Drainage Improvements	\$ 3,000,000.00				
	305201	CW Drainage Iolani Loha Makani			\$ 287,900.00	●C6846	Iolani Loha Liholani Makani Rd Reconstruction Engineering
	305202	CW Drainage Hauoli St		\$ 64,872.06	\$ 38,874.79	●C6651	Hauoli St Drainage Basin and Outlet Repair
	305203	CW Drainage Auhana Rd		\$ 116.87		●PO388942	Auhana Rd Blueprints
	305203	CW Drainage Auhana Rd			\$ 149,539.00	●C6863	Auhana Rd Drainage Improvements
	305204	CW Drainage Kupuna St			\$ 34,187.28	●C6845	Kupuna St Drainage Evaluation
	305205	CW Drainage Haiku Rd Culvert			\$ 121,999.47	●C5217	Haiku Rd Culvert Replacement
Total			\$ 3,000,000.00	\$ 64,988.93	\$ 632,500.54		
CBS-1032	301379	CW Facility Building Improvements	\$ 450,000.00				
Total			\$ 450,000.00	\$ -	\$ -		
CBS-1036	301380	CW Bikeway Improvement	\$ 387,208.00				
	305036	CW Bikeway N Shore Greenway			\$ 25,138.80	●C5119	North Shore Greenway Survey and Mapping
	305046	CW Bikeway Maui Bicycle & Pedestrian Route			\$ 98,720.20	●C6983	Development and Way Finding
Total			\$ 387,208.00	\$ -	\$ 123,859.00		

**Countywide Capital Improvement Projects
as of December 31, 2019**

Project Number	Index Code	Project Title	Appropriation	Actual Expenditure	Encumbrance	Contract Number	Description
CBS-1023	301381	CW RD Resurfacing and Pavement Preservation	\$ 5,676,267.00				
	305011	CW RD Resurfacing and Pavement Preservation South Maui			\$ 180,600.00	●C6849	South Kihei Rd Lipoa to Auhana Engineering
	305015	CW RD Resurfacing and Pavement Preservation West Maui			\$ 155,931.83	●C6972/6973	Napili WWPS FM 3 and 4
	305020	CW RD Resurfacing and Pavement Preservation		\$ 232.42		●PO391846	Upcounty District Blueprints
	305020	CW RD Resurfacing and Pavement Preservation			\$ 49,787.84	●C6499	Pavement Rehabilitation South Maui
	305038	CW RD Resurfacing and Pavement Preservation Cold Mix Asphalt			\$ 150,000.00	●C6866	Cold Mix Asphalt Concrete
	305039	CW RD Resurfacing and Pavement Preservation Emulsified Asphalt			\$ 450,000.00	●C6865	Emulsified Asphalt Concrete
	305041	CW RD Resurfacing and Pavement Preservation 4F Type II Aggregate			\$ 100,000.00	●C6877	4F Type II Aggregate for Slurry Sealing
	305042	CW RD Resurfacing and Pavement Preservation Slurry Seal Materials			\$ 200,000.00	●C6878	Slurry Seal Materials
	305060	CW RD Resurfacing and Pavement Preservation Kamehameha Ave PMV		\$ 23.73	\$ 64,014.34	●C5303	Kamehameha Ave Pavement Rehabilitation
Total			\$ 5,676,267.00	\$ 256.15	\$ 1,350,334.01		
CBS-1024	301382	CW Safety Improvements	\$ 1,060,000.00				
	305027	CW Safety Improvements Papa-Laau			\$ 192,372.63	●C6956	Papa Avenue Engineering
Total			\$ 1,060,000.00	\$ -	\$ 192,372.63		
CBS-1031	301383	CW Bridge Improvements	\$ 600,000.00				
	305045	CW Bridge Improvements Kahakukoa			\$ 73,475.65	●C6902	Kahakuloa Bridge Stream Channel Repair
Total			\$ 600,000.00	\$ -	\$ 73,475.65		
CBS-1035	301384	CW Traffic Calming Program	\$ 420,000.00				
Total			\$ 420,000.00	\$ -	\$ -		
CBS-1037	301385	CW Sidewalk Improvements	\$ 745,000.00				
Total			\$ 745,000.00	\$ -	\$ -		

**Countywide Capital Improvement Projects
as of December 31, 2019**

Project Number	Index Code	Project Title	Appropriation	Actual Expenditure	Encumbrance	Contract Number	Description
CBS-1024	301388	CW Safety Improvements	\$ 75,000.00				
Total			\$ 75,000.00	\$ -	\$ -		
Grand Total			\$ 20,388,475.00	\$ 270,864.16	\$ 3,006,269.24		

