


Michael P. Victorino
Mayor

Sananda K. Baz
Managing Director



OFFICE OF THE MAYOR
COUNTY OF MAUI
200 S. HIGH STREET
WAILUKU, MAUI, HAWAII 96793
www.mauicounty.gov

RECEIVED
2019 MAY -7 PM 2:37
OFFICE OF THE
COUNTY COUNCIL
REFERENCE NO. **BD-FY 20-190**

May 7, 2019

Honorable Michael P. Victorino
Mayor, County of Maui
200 South High Street
Wailuku, Hawaii 96793

APPROVED FOR TRANSMITTAL

Michael P. Victorino 5/7/19

Mayor Date

For Transmittal to:

Honorable Keani N.W. Rawlins-Fernandez, Chair
Economic Development and Budget Committee
200 South High Street
Wailuku, Hawaii 96793

Dear Chair Rawlins-Fernandez:

SUBJECT: FISCAL YEAR ("FY") 2020 BUDGET (BD-20) (EDB-1)

Pursuant to your letter dated May 3, 2019, attached please find a copy of the Capital Improvement Projects Report (Appendix A-1) and a copy of the Department of Water Supply Capital Improvement Program (Appendix A-2), both reports are for the quarter ending March 31, 2019.

Also, the attached Capital Program Summaries pages (Appendix B), were revised and the changes provided in your marked-up copies attached to your letter of May 3, 2019, are incorporated. Because the Budget Office did not receive a copy of the revised Budget bill or a final summary of all changes proposed by the Committee, we did not review your requested changes, we simply incorporated your requested changes into the Capital Program Summaries.

Furthermore, on page 2 of the Capital Program Summaries, the pie chart was revised as it relates to the Sewer Fund. The changes include the following: 1) "Sewer Fund" was changed to "Other Grant Fund"; 2) the dollar amount of \$3,221,710 for the Other Grant Fund was added to the pie chart; and 3) the percentage was changed from "2.2%" to "1.9%". These revisions were

Honorable Keani N.W. Rawlins-Fernandez
May 7, 2019
Page 2

incorporated for consistency with the information provided in the table on page 2.

Should you have any questions, please contact me at ext. 7212.

Sincerely,

A handwritten signature in black ink, appearing to read "Michele M. Yoshimura". The signature is fluid and cursive, with a long horizontal stroke at the end.

for MICHELE M. YOSHIMURA
Budget Director

County of Maui
Capital Improvement Projects Report (Excluding Department of Water Supply)
As of 3/31/2019

APPENDIX A-1

13-901 DRAINAGE	Original Appropriation	Alloted To Date	Expenditure Prior Years	Expenditure Current Year	Amount Lapsed	Encumbrance	Allotment Balance
Hana Community Plan Area							
MAHALAWA BRDG REPLACEMENT							
GO20-374-390280: Lapse 12/31/19 CBS-1891	250,000.00	216,603.00				216,603.00	
HANA HWY LANDSLIDE REPAIRS							
GO18-373-389252: Lapse 12/31/18 CBS-4624	1,000,050.00	1,000,050.00	50.00	157.50		999,842.50	
GO20-374-389281: Lapse 12/31/18 CBS-4624	149,950.00	19,287.02				19,287.02	
WAIOPAI BRIDGE REPAIRS							
GO18-373-389253: Lapse 12/31/18 CBS-4598	1,160,886.36	1,160,886.36	556.72	319,555.73		840,773.91	
GO20-374-389282: Lapse 12/31/18 CBS-4598	339,113.64	293,200.00		220,127.39		73,072.61	
	2,900,000.00	2,690,026.38	606.72	539,840.62	0.00	2,149,579.04	0.00
Paia-Haiku Community Plan Area							
EMERGENCY RPR PU'U WAY							
19-101-390008: Lapse 12/31/19	3,000,000.00	3,000,000.00		451,234.16		557,168.96	1,991,596.88
Makawao-Pukalani-Kula Community Plan Area							
DITCH IMPRV WAIPOLO RD							
GO18-373-378287: Lapse 12/31/17 CBS-3187	567,508.97	567,508.97				567,508.97	
GO20-374-379239: Lapse 12/31/17 CBS-3187	232,491.03	232,491.03				232,491.03	
GO18-373-389257: Lapse 12/31/18 CBS-3187	798,089.01	798,089.01				798,089.01	
HIOLANI ST DRAINAGE IMPRV							
GO18-373-389258: Lapse 12/31/18 CBS-3188	900,000.00	900,000.00				900,000.00	
	2,498,089.01	2,498,089.01	0.00	0.00	0.00	2,498,089.01	0.00
Wailuku-Kahului Community Plan Area							
WAIEHU DRAINLINE REPAIRS							
GO18-373-389263: Lapse 12/31/18 ORD#4798	1,530,000.00	1,530,000.00	590,348.72	268,112.83		671,538.45	
IAO STREAM IMPROVEMENTS							
GO08-367-371200: Lapse 12/31/07	500,000.00	258,100.00	110,463.36		121,836.64	25,800.00	()
KAHULUI DRAINLINE REPAIRS							
GO20-374-389278: Lapse 12/31/18 ORD#4791	2,199,800.00	2,173,502.71		199,860.23		1,973,642.48	
PAPA AVE DRAINAGE IMPRV							
GO18-373-378295: Lapse 12/31/17 CBS-1951	400,000.00	399,950.00	50.00	399,900.00			
TEST/INSPECT EXIST INJ WELLS							
GF17-301-378397: Lapse 12/31/17 CBS-3193	300,000.00	300,000.00	181,832.16	80,666.19	37,501.65		
WAKEA/NIIHAU ST DRAINAGE IMPRV							
HY17-302-378398: Lapse 12/31/17 CBS-3192	450,000.00	450,000.00	5,000.00	445,000.00			
C MAUI DRAINLINE REPAIRS							
GF17-301-378396: Lapse 12/31/17 CBS-3189	850,000.00	850,000.00	285,001.62	529,164.83	35,833.55		
GO18-373-389261: Lapse 12/31/18 CBS-3189	533,387.93	533,387.93	291,413.45	95,684.14	7,493.28	138,797.06	
GO20-374-389277: Lapse 12/31/18 CBS-3189	166,612.07	166,612.07		38,913.53		127,698.54	
GO20-374-390294: Lapse 12/31/19 CBS-3189	1,500,000.00	894,070.41		351.71		893,718.70	
IAO STREAM FLOOD CTRL							

County of Maui
Capital Improvement Projects Report (Excluding Department of Water Supply)
As of 3/31/2019

APPENDIX A-1

	Original Appropriation	Alloted To Date	Expenditure Prior Years	Expenditure Current Year	Amount Lapsed	Encumbrance	Allotment Balance
13-901 Drainage							
GF19-301-390170: Lapse 12/31/19 CBS-1070 CML STORMWATER MGMT IMP	600,000.00	600,000.00		600,000.00			
GO20-374-390219: Lapse 12/31/19 CBS-5020 CENTRAL MAUI DRAINAGE ASSESS	750,000.00	453,738.13		453,738.13			
GO20-374-390295: Lapse 12/31/19 CBS-4596 HAUOLI ST DRAINAGE BAS/OUT REP	700,000.00						
GO20-374-390296: Lapse 12/31/19 CBS-4619 IA STREAM BANK STABIL @ MY	1,000,000.00	932,445.22		208.04		930,870.00	1,367.18
GO20-374-390297: Lapse 12/31/19 CBS-5050	500,000.00	500,000.00				500,000.00	
	11,979,800.00	10,041,806.47	1,464,109.31	3,111,599.63	202,665.12	5,262,065.23	1,367.18
Kihei-Makena Community Plan Area							
S KIHEI RD CULVERT REPLCMNT							
GO18-373-378218: Lapse 12/31/17 ORD#4414 HAUOLI ST DRAINAGE IMPRVMT	2,100,000.00	2,095,301.76	1,950,325.34	144,819.37		157.05	
GO14-371-331244: Lapse 12/31/13 CBS-1022 SOUTH MAUI DRAINLINE REPAIRS	2,500,000.00	1,970,022.48	1,941,547.66		684.84	27,789.98	
GO20-374-389264: Lapse 12/31/18 ORD#4824	450,000.00	450,000.00				450,000.00	
GO18-373-390284: Lapse 12/31/19 CBS-5048	400.00	8,000.00		400.00			7,600.00
GO20-374-390287: Lapse 12/31/19 CBS-5048	2,299,600.00	2,298,400.00		5,576.96			2,292,823.04
	7,350,000.00	6,821,724.24	3,891,873.00	150,796.33	684.84	477,947.03	2,300,423.04
West Maui Community Plan Area							
LAH WATERSHED PROJ DIV PH 3A							
DOT13-325-337506: #STP-STP-0900(0 83)		2,282,912.50	1,700,035.26				582,877.24
LAH AQUATIC CTR RET BASIN REST							
GF19-301-390105: Lapse 12/31/19	75,000.00	75,000.00				44,485.06	30,514.94
LAHAINA WATERSHED FLOOD CTRL							
GO14-371-321213: Lapse 12/31/12	2,563,498.08	361,349.00	179,265.32	1,207.95		180,875.73	()
GO18-373-345276: Lapse 12/31/14 ORD#4095	677,698.55	56.13	6,936.82	(6,936.82)		56.13	
GO18-373-356216: Lapse 12/31/15 ORD#4095	997,900.00	216,315.36				5,151.00	211,164.36
GO18-373-367245: Lapse 12/31/16 CBS-1026	2,000,000.00	2,000,000.00	15,000.00			1,985,000.00	
GF19-301-392510: Lapse 12/31/19 ORD#4095	6,936.82	6,936.82		6,936.82			
	6,321,033.45	4,942,569.81	1,901,237.40	1,207.95	0.00	2,215,567.92	824,556.54
Molokai Community Plan Area							
KAUNAKAKAI DRAIN SYS B							
GO18-373-378290: Lapse 12/31/17 CBS-2775	200,000.00	199,356.00	41,038.20	76,073.09		82,244.71	
GO20-374-390290: Lapse 12/31/19 CBS-2775	2,000,000.00	5,427.05				5,427.05	
	2,200,000.00	204,783.05	41,038.20	76,073.09	0.00	87,671.76	0.00
Countywide							
CW DRAINAGE IMPROVEMENTS							
GO14-371-321203: Lapse 12/31/12 CBS-1027	1,211,279.78	1,211,279.78	864,262.38		149,390.20	197,627.20	

County of Maui
Capital Improvement Projects Report (Excluding Department of Water Supply)
As of 3/31/2019

APPENDIX A-1

13-901 Drainage	Original Appropriation	Alloted To Date	Expenditure Prior Years	Expenditure Current Year	Amount Lapsed	Encumbrance	Allotment Balance
GO14-371-331249: Lapse 12/31/13 CBS-1027	1,300,000.00	1,288,837.57	1,169,786.42		31,538.35	87,512.80	
GF14-301-345319: Lapse 12/31/14 CBS-1027	1,350,000.00	1,350,000.00	1,206,611.38		25,346.93	118,041.69	
GO18-373-367C48: Lapse 12/31/16 CBS-1027	1,500,000.00	1,425,286.34	1,217,372.82	20,796.87		187,116.65	
GF17-301-378C69: Lapse 12/31/17 CBS-1027	1,000,000.00	1,000,000.00	399,058.16	324,485.75	31,318.17	245,137.92	
GO18-373-389C47: Lapse 12/31/18 CBS-1027	492,267.67	492,218.08	167,017.39	180,761.54	1,801.78	117,456.87	25,180.50
GO20-374-389C53: Lapse 12/31/18 CBS-1027	25,281.14	25,281.14		100.64		25,180.50	
GO20-374-389C57: Lapse 12/31/18 CBS-1027	482,451.19	458,869.23		49,121.67		409,747.56	
GO20-374-390C69: Lapse 12/31/19 CBS#1027	1,300,000.00	947,675.27		152,694.78		313,526.48	481,454.01
PAPA AVE DRAINAGE IMPROVEMENTS							
GF14-301-345389: Lapse 12/31/14 CBS-1951	250,000.00	250,000.00	26,618.59		195,833.68	27,547.73	
	8,911,279.78	8,449,447.41	5,050,727.14	727,961.25	435,229.11	1,728,895.40	506,634.51
TOTAL Drainage	45,160,202.24	38,648,446.37	12,349,591.77	5,058,713.03	638,579.07	14,976,984.35	5,624,578.15

County of Maui
Capital Improvement Projects Report (Excluding Department of Water Supply)
As of 3/31/2019

APPENDIX A-1

13-902 Other Projects	Original Appropriation	Alloted To Date	Expenditure Prior Years	Expenditure Current Year	Amount Lapsed	Encumbrance	Allotment Balance
Makawao-Pukalani-Kula Community Plan Area							
KULA AGRICULTURAL PARK EXT GO18-373-389227: Lapse 12/31/18 CBS-4621	1,100,000.00	929,500.00		929,003.33	496.67		
KULA AGRICULTURAL PARK EXP SH19-323-390027: 018	5,000,000.00	5,000,000.00		5,000,000.00			
	6,100,000.00	5,929,500.00	0.00	5,929,003.33	496.67	0.00	0.00
Wailuku-Kahului Community Plan Area							
DATA CENTER AC REPLACEMENT GF19-301-390034: Lapse 12/31/19	250,000.00	250,000.00					250,000.00
KAHULUI CIVIC CTR/CM TRANSIT SH19-323-390021: ACT053-SLH 2018	2,500,000.00	2,500,000.00					2,500,000.00
	2,750,000.00	2,750,000.00	0.00	0.00	0.00	0.00	2,750,000.00
West Maui Community Plan Area							
STATE OF HAWAII DOH GRANT SH17-323-379517: C6-9993921 3	108,000.00	108,000.00	49,795.00	58,101.00			104.00
Countywide							
PUBLIC SAFETY RADIO SYS REPLC GO18-373-345290: Lapse 12/31/14 ORD#4095	1,582,986.56	1,425,818.56	1,101,284.44			324,534.12	
GOLAPS-350-356460: Lapse 12/31/15 CBS-1009	1,210,000.00	1,210,000.00	305,806.03	13,237.93	765,956.04	125,000.00	
GO18-373-389C25: Lapse 12/31/18 CBS-1009	600,000.00	599,999.40		499,969.50		100,029.90	
GO20-374-390236: Lapse 12/31/19 CBS-1009	1,200,000.00	1,077,130.71				1,077,130.71	
BRIDGE INSP/EVAL OF CTY BRIDGE GF19-301-390071: Lapse 12/31/19 CBS-3177	300,000.00	300,000.00		34,300.00		265,700.00	
CW EQUIPMENT GO18-373-389C21: Lapse 12/31/18 CBS-1218	1,660,960.63	1,660,960.63		1,660,960.63			
GO20-374-389C52: Lapse 12/31/18 CBS-1218	1,039,039.37	14,803.26		14,803.26			
GO20-374-390C31: Lapse 12/31/19 CBS#1218	5,684,100.00	5,682,512.42				2,473,412.42	3,209,100.00
BUS STOP AND SHELTERS GO18-373-378210: Lapse 12/31/17 CBS-1039	500,000.00	280,995.00	92,010.00	125,559.98		63,425.02	
	13,777,086.56	12,252,219.98	1,499,100.47	2,348,831.30	765,956.04	4,429,232.17	3,209,100.00
TOTAL Other Projects	22,735,086.56	21,039,719.98	1,548,895.47	8,335,935.63	766,452.71	4,429,232.17	5,959,204.00

County of Maui
Capital Improvement Projects Report (Excluding Department of Water Supply)
As of 3/31/2019

APPENDIX A-1

13-903 Government Facilities	Original Appropriation	Alloted To Date	Expenditure Prior Years	Expenditure Current Year	Amount Lapsed	Encumbrance	Allotment Balance
Hana Community Plan Area							
NAHIKU COMMUNITY CENTER							
GO18-373-367298: Lapse 12/31/16 ORD#4316	1,950,000.00	191,340.00	142,296.00	12,777.50		36,266.50	
HANA CIVIC CENTER							
GF17-301-378337: Lapse 12/31/17 CBS-3236	50,000.00	50,000.00		49,800.00	200.00		
	2,000,000.00	241,340.00	142,296.00	62,577.50	200.00	36,266.50	0.00
Paia-Haiku Community Plan Area							
HAIKU FIRE STATION							
GF08-301-383010: Lapse 12/31/08	500,000.00	500,000.00	458,015.20			41,984.80	
GO10-368-393201: Lapse 12/31/09	600,000.00	600,000.00	470,023.31			129,976.69	
	1,100,000.00	1,100,000.00	928,038.51	0.00	0.00	171,961.49	0.00
Wailuku-Kahului Community Plan Area							
COUNTY SERVICE CENTER							
GO18-373-378269: Lapse 12/31/17 ORD#4427	160,000.00	160,000.00	34,081.26	69,301.11		56,617.63	
WAILUKU CIVIC COMPLEX							
GF19-301-390035: Lapse 12/31/19							
GO20-374-390235: Lapse 12/31/19	82,000,000.00	10,174,468.76				10,170,125.86	4,342.90
GOLAPS-350-390935: Lapse 12/31/19	2,195,000.00	2,195,000.00				2,195,000.00	
CENTRAL MAUI TRANSIT HUB							
GO20-374-390206: Lapse 12/31/19 CBS-5021	650,000.00	647,600.00		100,223.00		547,377.00	
WAILUKU REDEV'T MUNI PRKG LOT							
GF16-301-367104: Lapse 12/31/16 CBS-2789	7,460,304.00	7,460,304.00	4,600,101.08		2,856,082.90	4,120.02	
GF17-301-378366: Lapse 12/31/17 CBS-2789	3,380,447.00	3,380,447.00	273,822.93	1,807,763.98	382,706.11	916,153.98	
GF18-301-389744: Lapse 12/31/18 CBS-2789	4,300,000.00	4,300,000.00	657,663.52	1,505,023.29	26.00	2,137,287.19	
KALANA O MAUI ELECTRICAL							
GO18-373-367240: Lapse 12/31/16 CBS-1925	1,200,000.00	704,794.75	656,692.37	14,594.50		33,507.88	
KALANA O MAUI LEAK REPAIRS							
GF17-301-378399: Lapse 12/31/17 CBS-3190	500,000.00	500,000.00	306,675.30	129,205.82		64,118.88	
AIR CONDITION CHILLER REPLCT							
GF14-301-345308: Lapse 12/31/14 CBS-1025	100,000.00	100,000.00	89,417.39	721.04	9,861.57		
2154 KAOHU ST BLDG IMPRVMNTS							
GF17-301-378405: Lapse 12/31/17 CBS-4391	50,000.00	50,000.00	32,701.19	843.66	16,455.15		
NEW COUNTY SERVICE CENTER							
GO18-373-389226: Lapse 12/31/18 CBS-2324	20,000,000.00	20,000,000.00		918,434.48		19,081,565.52	
GO20-374-389269: Lapse 12/31/18 CBS-2324	5,000,000.00	2,171,616.00		40,242.97		2,131,373.03	
	126,995,751.00	51,844,230.51	6,651,155.04	4,586,353.85	3,265,131.73	37,337,246.99	4,342.90
Lanai Community Plan Area							
LANAI FIRE STN IMPROVEMENTS							
GF18-301-389723: Lapse 12/31/18 CBS-1005	110,000.00	110,000.00			83,278.00	26,722.00	
GF19-301-390033: Lapse 12/31/19 CBS-1005	100,000.00	100,000.00					100,000.00

County of Maui
Capital Improvement Projects Report (Excluding Department of Water Supply)
As of 3/31/2019

APPENDIX A-1

13-903 Government Facilities	Original Appropriation	Alloted To Date	Expenditure Prior Years	Expenditure Current Year	Amount Lapsed	Encumbrance	Allotment Balance
LANAI BASEYARD IMPRV							
GO18-373-378286: Lapse 12/31/17 CBS-3239	300,000.00	172,182.00	106,385.71			65,796.29	
	510,000.00	382,182.00	106,385.71	0.00	83,278.00	92,518.29	100,000.00
Molokai Community Plan Area							
MOLOKAI BASEYARD DESIGN&C							
GOLAPS-350-356459: Lapse 12/31/15 CBS-1211	3,500,000.00	3,500,000.00	294,055.99	5,376.08	3,086,848.00	113,719.93	
GO18-373-378291: Lapse 12/31/17 CBS-1211	4,533,000.00	4,533,000.00	317,693.04	2,022,985.24		2,192,321.72	
GOLAPS-350-378392: Lapse 12/31/17 CBS-1211	3,703,000.00	3,703,000.00	71,354.43	161,729.23	815.23	3,469,101.11	
GO20-374-390291: Lapse 12/31/19 CBS-1211	250,000.00	249,200.00				249,200.00	
PUKOO FIRE STN RELOCATION							
GF18-301-389724: Lapse 12/31/18 CBS-4617	35,000.00	35,000.00		17,083.33		17,916.67	
	12,021,000.00	12,020,200.00	683,103.46	2,207,173.88	3,087,663.23	6,042,259.43	0.00
Countywide							
ACQ 2103 WELLS ST BLDG							
GO20-374-389273: Lapse 12/31/18 CBS-4623	1,600,000.00	1,600,000.00		1,600,000.00			
CW FIRE FACILITIES							
GF09-301-393016: Lapse 12/31/09	150,000.00	150,000.00	36,570.60		83,916.50	29,512.90	
GF10-301-303191: Lapse 12/31/10	300,000.00	300,000.00	275,876.39		22,373.61	1,750.00	
GO10-368-313205: Lapse 12/31/11	150,000.00	150,000.00	111,925.00			38,075.00	
GF12-301-323021: Lapse 12/31/12	150,000.00	150,000.00	137,716.54		8,325.16	3,958.30	
GF18-301-389C22: Lapse 12/31/18 CBS-1003	150,000.00	150,000.00		57,948.60	67,056.40	24,995.00	
GF19-301-390C32: Lapse 12/31/19 CBS#1003	303,000.00	303,000.00				24,995.00	278,005.00
CW FACILITY BLDG IMPROVEMENTS							
GF13-301-331115: Lapse 12/31/13 CBS-1032	350,000.00	350,000.00	283,481.46	4,664.50	61,854.04		
GF14-301-345320: Lapse 12/31/14 CBS-1032	500,000.00	500,000.00	468,965.42		20,997.99	10,036.59	
GF15-301-356C21: Lapse 12/31/15 CBS-1032	600,000.00	600,000.00	464,167.89	54,074.18	56,757.93	25,000.00	
GO18-373-367C49: Lapse 12/31/16 CBS-1032	750,000.00	367,502.08	140,733.52	178,244.42	6,307.04	42,217.10	
GF17-301-378C70: Lapse 12/31/17 CBS-1032	350,000.00	350,000.00	111,354.66		400.56	238,244.78	
GF18-301-389C48: Lapse 12/31/18 CBS-1032	500,000.00	500,000.00	57,084.35	35,563.50	135,407.31	271,944.84	
GF19-301-390C70: Lapse 12/31/19 CBS#1032	425,000.00	425,000.00		45,360.43		72,501.89	307,137.68
CW POLICE FACILITIES							
GF17-301-378C67: Lapse 12/31/17 CBS-1010	940,000.00	940,000.00	547,546.45	366,121.42	1,582.75	24,749.38	
GF18-301-389C45: Lapse 12/31/18 CBS-1010	425,000.00	425,000.00		73,838.49	79,503.64	271,657.87	
GO20-374-390C56: Lapse 12/31/19 CBS#1010	928,000.00						
GF19-301-390C68: Lapse 12/31/19 CBS#1010							
KALANA O MAUI CAMPUS EXP DESIG							
GO18-373-345264: Lapse 12/31/14 CBS-1980	500,761.47	500,732.47	192,850.34			307,882.13	
CW DMVL SATELLITE OFF UPGRD							
GF17-301-378C26: Lapse 12/31/17 CBS-3210	137,200.00	137,200.00	129,347.51		3,983.51	3,868.98	()
	9,208,961.47	7,898,434.55	2,957,620.13	2,415,815.54	548,466.44	1,391,389.76	585,142.68
TOTAL Government Facilities	151,835,712.47	73,486,387.06	11,468,598.85	9,271,920.77	6,984,739.40	45,071,642.46	689,485.58

County of Maui
Capital Improvement Projects Report (Excluding Department of Water Supply)
As of 3/31/2019

APPENDIX A-1

13-904 Parks and Recreation	Original Appropriation	Alloted To Date	Expenditure Prior Years	Expenditure Current Year	Amount Lapsed	Encumbrance	Allotment Balance
Hana Community Plan Area							
PA'ANI MAI PARK IMPROVM							
GF15-301-356402: Lapse 12/31/15 CBS-2328	300,000.00	300,000.00	163,599.50		29,840.00	106,560.50	
HELENE HALL IMPROVEMENTS							
GO18-373-378239: Lapse 12/31/17 CBS-1971	50,000.00	50,000.00	11,553.33			38,446.67	
GO18-373-389230: Lapse 12/31/18 CBS-1971	85,787.12	85,787.12	9,991.35	55,917.47		19,878.30	
GO20-374-389280: Lapse 12/31/18 CBS-1971	514,212.88	364,289.10		3,628.10		360,661.00	
HANA-KEANAE-KAILUA PARKS							
GF16-301-367101: Lapse 12/31/16 CBS-2350	446,250.00	446,250.00	413,115.50			33,134.50	
GF17-301-378338: Lapse 12/31/17 CBS-2350	250,000.00	250,000.00	75,276.62	174,324.63	398.75		
GF18-301-389731: Lapse 12/31/18 CBS-2350	55,000.00	55,000.00	3,466.50	48,086.01		3,447.49	
GF19-301-390041: Lapse 12/31/19 CBS-2350	675,000.00	675,000.00				8,682.51	666,317.49
	2,376,250.00	2,226,326.22	677,002.80	281,956.21	30,238.75	570,810.97	666,317.49
Paia-Haiku Community Plan Area							
ALFRED BOTEILHO,SR. GYM IMP							
GO20-374-390257: Lapse 12/31/19 CBS-5056	1,500,000.00	2,500.00		2,500.00			
PAIA-HAIKU PARKS SYSTEM							
GO18-373-378254: Lapse 12/31/17 CBS-2348	400,000.00	110,543.00		46,228.77		64,314.23	
GF17-301-378353: Lapse 12/31/17 CBS-2348	320,000.00	320,000.00	290,960.11	16,631.39		12,408.50	
GO18-373-389238: Lapse 12/31/18 CBS-2348	62,118.94	62,118.94	39,566.55	9,677.92		12,874.47	
GO20-374-389272: Lapse 12/31/18 CBS-2348	702,881.06	702,881.06		1,960.00		700,921.06	
PA18-309-389438: Lapse 12/31/18 CBS-2348	135,000.00	135,000.00			84,882.06	50,117.94	
GF18-301-389738: Lapse 12/31/18 CBS-2348	50,000.00	50,000.00			1,633.80	48,366.20	
GF19-301-390058: Lapse 12/31/19 CBS-2348	50,000.00	50,000.00					50,000.00
GO20-374-390253: Lapse 12/31/19 CBS-2348	950,000.00	110,801.00					110,801.00
	4,170,000.00	1,543,844.00	330,526.66	76,998.08	86,515.86	889,002.40	160,801.00
Makawao-Pukalani-Kula Community Plan Area							
HANNIBAL TAVARES COMM CTR IMP							
GF19-301-390052: Lapse 12/31/19 CBS-3228	1,000,000.00	1,000,000.00		3,000.00		9,950.00	987,050.00
PUK-KULA-ULUPALAKUA PARKS							
GF15-301-356406: Lapse 12/31/15 CBS-2349	245,000.00	245,000.00	180,113.86	21,688.14	800.00	42,398.00	()
MAK-PUK-KULA ULU PARKS							
GF16-301-367103: Lapse 12/31/16 CBS-2349	435,000.00	435,000.00	335,676.23	13,934.89	5,972.48	79,416.40	
GF17-301-378347: Lapse 12/31/17 CBS-2349	350,000.00	350,000.00	75,353.32	211,403.85	53,291.50	9,951.33	
GO18-373-389235: Lapse 12/31/18 CBS-2349	59,473.00	59,473.00		59,473.00			
GO20-374-389270: Lapse 12/31/18 CBS-2349	250,527.00	250,527.00				250,527.00	
GF18-301-389735: Lapse 12/31/18 CBS-2349	1,250,000.00	1,250,000.00		996,701.50		253,298.50	
GF19-301-390051: Lapse 12/31/19 CBS-2349	415,000.00	415,000.00				350,457.80	64,542.20
UPCOUNTRY SKATE PARK							
GF15-301-356407: Lapse 12/31/15 CBS-3208	75,000.00	75,000.00	63,302.33	11,697.67			
PA17-309-378350: Lapse 12/31/17 CBS-3208	100,000.00	100,000.00	97,509.50	2,490.50			
GO18-373-389236: Lapse 12/31/18 CBS-3208	200,000.00	200,000.00		200,000.00			
PA19-309-390054: Lapse 12/31/19 CBS-3208	38,000.00	38,000.00		24,750.00			13,250.00

County of Maui
Capital Improvement Projects Report (Excluding Department of Water Supply)
As of 3/31/2019

APPENDIX A-1

13-904 Parks and Recreation	Original Appropriation	Alloted To Date	Expenditure Prior Years	Expenditure Current Year	Amount Lapsed	Encumbrance	Allotment Balance
WAIAKOA GYM IMPRVMNTS							
GO18-373-378249: Lapse 12/31/17 CBS-2329	75,000.00	74,725.00	41,644.00			33,081.00	
GO20-374-390250: Lapse 12/31/19 CBS-2329	175,000.00	152,220.00				152,220.00	
KULA PARK PLAYGROUND							
PA19-309-390053: Lapse 12/31/19 CBS-1175	95,000.00	95,000.00		26,200.00		67,300.00	1,500.00
PICKLEBALL COURTS EDDIE TAM PK							
PA19-309-390055: Lapse 12/31/19	40,000.00	40,000.00					40,000.00
	4,803,000.00	4,779,945.00	793,599.24	1,571,339.55	60,063.98	1,248,600.03	1,106,342.20
Wailuku-Kahului Community Plan Area							
WAIIEHU GC STARTER BOOTH/RESTO							
GO18-373-378257: Lapse 12/31/17 CBS-1202	500,000.00	494,800.00	93,010.00	243,455.00		158,335.00	
NEW KAHULUI COM'Y CTR							
GF18-301-389742: Lapse 12/31/18 CBS-4628	250,000.00	250,000.00		34,347.31		215,652.69	
GO20-374-390260: Lapse 12/31/19	400,000.00						
CENTRAL MAUI PARKS SYSTEM							
GF16-301-367105: Lapse 12/31/16 CBS-2351	600,000.00	600,000.00	529,776.00	7,904.52	2,000.00	60,319.48	
GO18-373-378256: Lapse 12/31/17 CBS-2351	461,000.00	402,778.63	59,004.84	287,348.79		56,425.00	
GF17-301-378355: Lapse 12/31/17 CBS-2351	539,000.00	539,000.00	290,003.10	244,702.94	4,293.96		
GF18-301-389740: Lapse 12/31/18 CBS-2351	1,000,000.00	1,000,000.00	9,542.59	350,319.81	154,743.28	485,394.32	
GF19-301-390062: Lapse 12/31/19 CBS-2351	240,000.00	240,000.00		20,110.55		69,985.75	149,903.70
WAILUKU HEIGHTS EXT COM'Y ASS							
PV19-329-390863:	5,000.00	5,000.00					5,000.00
WAR MEMORIAL GYM BLDG IMPRV							
GF18-301-389739: Lapse 12/31/18 CBS-4616	350,000.00	350,000.00	71,150.00		80,449.00	198,401.00	
WAIIEHU GC VVTR IMPR							
GO18-373-378258: Lapse 12/31/17 CBS-3231	50,000.00	49,600.00	16,500.00			33,100.00	
KEPANIWAI HERITAGE GARDENS							
GF16-301-367106: Lapse 12/31/16 CBS-1143	100,000.00	100,000.00	30,340.00	35,457.00	3,400.00	30,803.00	
GF19-301-390061: Lapse 12/31/19 CBS-1143	330,000.00	330,000.00		1,336.00			328,664.00
WM COMPLEX PAVING IMPROVEMENTS							
GF14-301-345311: Lapse 12/31/14 CBS-1209	400,000.00	400,000.00	376,570.03	8,067.45	84.58	15,277.94	
GO18-373-378262: Lapse 12/31/17 CBS-1209	100,000.00	99,960.00	45,028.00			54,932.00	
GO20-374-390259: Lapse 12/31/19 CBS-1209	500,000.00						
WAIKAPU CC EXPANSION							
GO18-373-378260: Lapse 12/31/17 CBS-3214	1,000,000.00	17,869.00				17,869.00	
GO18-373-389268: Lapse 12/31/18 CBS-3214	1,488,030.24	1,488,030.24				1,488,030.24	
KANAHA BEACH PRK MSTR PLAN							
GF15-301-356411: Lapse 12/31/15 CBS-2342	250,000.00	250,000.00	249,746.83	206.77	46.40		
WAIKAPU CC BASKETBALL CRT IMPV							
GF18-301-389741: Lapse 12/31/18 CBS-2330	500,000.00	500,000.00	400,260.75	63,682.00	36,057.25		
WELLS PARK MASTER PLAN IMPL							
GF19-301-390063: Lapse 12/31/19 CBS-4584							
GO20-374-390254: Lapse 12/31/19 CBS-4584	150,000.00						

County of Maui
Capital Improvement Projects Report (Excluding Department of Water Supply)
As of 3/31/2019

APPENDIX A-1

13-904 Parks and Recreation	Original Appropriation	Alloted To Date	Expenditure Prior Years	Expenditure Current Year	Amount Lapsed	Encumbrance	Allotment Balance
KOKUA POOL IMPROVEMENTS							
GF19-301-390064: Lapse 12/31/19	450,000.00	450,000.00				60,229.00	389,771.00
ICHIRO MAEHARA BB STDM IMPRV							
GF19-301-390065: Lapse 12/31/19	500,000.00	500,000.00				366,177.00	133,823.00
WAILUKU HEIGHTS PARK							
GF19-301-390862: Lapse 12/31/19 CBS-2351	150,000.00	150,000.00		4,800.00		33,350.00	111,850.00
	10,313,030.24	8,217,037.87	2,170,932.14	1,301,738.14	281,074.47	3,344,281.42	1,119,011.70
Kihei-Makena Community Plan Area							
WAIPIULANI PARK IRRIGATION							
GF16-301-367108: Lapse 12/31/16 CBS-2359	800,000.00	800,000.00	529,970.74	3,900.00	239,500.00	26,629.26	
GF17-301-378341: Lapse 12/31/17 CBS-2359	100,000.00	100,000.00	17,310.22	1,447.91	81,137.23	104.64	
GF18-301-389756: Lapse 12/31/18 ORD#4796	81,137.00	81,137.00	975.00	6,077.85	44,151.81	29,932.34	
SO MAUI COMMUNITY PARK							
GO18-373-356227: Lapse 12/31/15 CBS-1118	16,588,792.49	438,635.29	407,240.61	31,394.68			()
GO18-373-378243: Lapse 12/31/17 CBS-1118	650,000.00	544,967.99				544,967.99	
PA19-309-390044: Lapse 12/31/19 CBS-1118	500,000.00	500,000.00					500,000.00
SOUTH MAUI PARKS SYSTEM							
GF15-301-356416: Lapse 12/31/15 CBS-2345	655,000.00	655,000.00	595,509.00			59,491.00	
GF16-301-367107: Lapse 12/31/16 CBS-2345	885,000.00	885,000.00	858,418.00	26,582.00			
GO18-373-378244: Lapse 12/31/17 CBS-2345	303,000.00	303,000.00	76,719.00	19,668.00		()	206,613.00
GF17-301-378340: Lapse 12/31/17 CBS-2345	597,000.00	597,000.00	179,279.92				417,720.08
PA18-309-389732: Lapse 12/31/18 CBS-2345	638,000.00	638,000.00		200.00	269,474.63	368,325.37	
GF19-301-390042: Lapse 12/31/19 CBS-2345	195,000.00	195,000.00					195,000.00
GF19-301-390842: Lapse 12/31/19 CBS-2345	150,000.00	150,000.00					150,000.00
PA19-309-390942: Lapse 12/31/19 CBS-2345	492,000.00	492,000.00					238,193.00
SM COMMUNITY PARK REC CTR							
GO18-373-378223: Lapse 12/31/17 ORD#4441	20,075,722.00	20,075,722.00	6,449,701.21	10,183,058.08		3,442,962.71	
PA19-309-390046: Lapse 12/31/19 CBS-5059	900,000.00	900,000.00		87,247.33		305,342.59	507,410.08
KENOLIO REC COMP OPEN BLDG REP							
GF19-301-390043: Lapse 12/31/19 CBS-2743	50,000.00	50,000.00					50,000.00
KAMAOLE POINT PAVILIONA							
PA19-309-390045: Lapse 12/31/19 CBS-1205	250,000.00	250,000.00					250,000.00
	43,910,651.49	27,655,462.28	9,115,123.70	10,359,575.85	634,263.67	5,790,281.98	1,756,217.08
West Maui Community Plan Area							
WEST MAUI PARKS SYSTEM							
PA16-309-367154: Lapse 12/31/16 CBS-2344	480,000.00	480,000.00	460,170.00	19,665.00	165.00		
GO18-373-378264: Lapse 12/31/17 CBS-2344	1,915,000.00	1,915,000.00	1,572,373.00	323,706.00		18,921.00	
GF17-301-378363: Lapse 12/31/17 CBS-2344	85,000.00	85,000.00	40,277.00	44,723.00			
PA17-309-378365: Lapse 12/31/17 CBS-2344	285,000.00	285,000.00			142,455.68	142,544.32	
PA18-309-389743: Lapse 12/31/18 CBS-2344	950,000.00	950,000.00	11,399.75	224,500.18		714,100.07	
GF19-301-390066: Lapse 12/31/19 CBS-2344	462,000.00	462,000.00		32,752.83		170,580.43	258,666.74
GO20-374-390255: Lapse 12/31/19 CBS-2344	286,000.00						
LAUNIUPOKO MASTER PLAN							

County of Maui
Capital Improvement Projects Report (Excluding Department of Water Supply)
As of 3/31/2019

APPENDIX A-1

13-904 Parks and Recreation	Original Appropriation	Alloted To Date	Expenditure Prior Years	Expenditure Current Year	Amount Lapsed	Encumbrance	Allotment Balance
PA19-309-390067: Lapse 12/31/19	500,000.00	500,000.00					500,000.00
MOKUHINIA ECOSYSTEM/RESTORATN							
GO18-373-345266: Lapse 12/31/14 ORD#4095	132,414.26	132,411.37	117,153.94			15,257.43	
GF15-301-356560: Lapse 12/31/15 ORD#4202	50,000.00	50,000.00	47,000.00			3,000.00	
	5,145,414.26	4,859,411.37	2,248,373.69	645,347.01	142,620.68	1,064,403.25	758,666.74
Lanai Community Plan Area							
LANAI PARKS SYSTEM							
GF17-301-378345: Lapse 12/31/17 CBS-2347	25,000.00	25,000.00	6,353.00			18,647.00	
GF18-301-389733: Lapse 12/31/18 CBS-2347	126,000.00	126,000.00		24,292.49	61,590.51	40,117.00	
GF19-301-390047: Lapse 12/31/19 CBS-2347	350,000.00	350,000.00				104,937.00	245,063.00
LANAI PARKS MAINTENANCE BLDG							
GF19-301-390048: Lapse 12/31/19 CBS-4580						917,652.00	(917,652.00)
GO20-374-390251: Lapse 12/31/19 CBS-4580	1,200,000.00	1,533.00		1,533.00			
LANAI COM'ITY CTR COMM KITCHEN							
GF18-301-389734: Lapse 12/31/18 CBS-4626	250,000.00	250,000.00			183,949.00	66,051.00	
GF19-301-390049: Lapse 12/31/19 CBS-4626							
GO20-374-390252: Lapse 12/31/19 CBS-4626	900,000.00						
	2,851,000.00	752,533.00	6,353.00	25,825.49	245,539.51	1,147,404.00	(672,589.00)
Molokai Community Plan Area							
MOLOKAI PARKS SYSTEM							
GF16-301-367112: Lapse 12/31/16 CBS-2346	273,750.00	273,750.00	230,056.69		21,405.59	22,287.72	
GO18-373-378252: Lapse 12/31/17 CBS-2346	580,000.00	580,000.00	197,282.87	382,717.13			
GF17-301-378351: Lapse 12/31/17 CBS-2346	320,000.00	320,000.00	227,719.68	83,575.31	8,705.01		
GO18-373-389237: Lapse 12/31/18 CBS-2346	23,010.55	23,010.55	1,810.55			21,200.00	
GO20-374-389271: Lapse 12/31/18 CBS-2346	206,989.45	206,989.45				206,989.45	
GF18-301-389737: Lapse 12/31/18 CBS-2346	80,000.00	80,000.00				80,000.00	
GF19-301-390056: Lapse 12/31/19 CBS-2346	635,000.00	635,000.00				135,573.55	499,426.45
	2,118,750.00	2,118,750.00	656,869.79	466,292.44	30,110.60	466,050.72	499,426.45
Countywide							
CW PARK RESTROOM FAC IMPR							
GF15-301-356C24: Lapse 12/31/15 CBS-2362	500,000.00	500,000.00	410,018.98	12,625.96	30,365.54	46,989.52	
MAUI MOTOR SPORTS PARK							
SH17-323-379515: ACT124,SLH 2016	2,000,000.00	2,000,000.00				1,990,008.35	9,991.65
CW LIGHT ORDINANCE COMPL							
GF18-301-389C28: Lapse 12/31/18 CBS-4613	500,000.00	500,000.00	53,000.00	44,885.74	150,920.00	251,194.26	
GF19-301-390C39: Lapse 12/31/19 CBS#4613	600,000.00	600,000.00					600,000.00
CW PARKS ADA IMPROVEMENTS							
GF15-301-356C23: Lapse 12/31/15 CBS-1117	500,000.00	500,000.00	499,224.61	775.38			()
GF16-301-367C16: Lapse 12/31/16 CBS-1117	200,000.00	200,000.00	183,093.73	6,136.57			10,769.52
GF18-301-389C29: Lapse 12/31/18 CBS-1117	300,000.00	300,000.00	53,671.40	136,394.97		109,933.63	
GF19-301-390C37: Lapse 12/31/19 CBS#1117	300,000.00	300,000.00				290,000.00	10,000.00
CW PARK PLAYGROUND IMPRVMT							

County of Maui
Capital Improvement Projects Report (Excluding Department of Water Supply)
As of 3/31/2019

APPENDIX A-1

13-904 Parks and Recreation	Original Appropriation	Alloted To Date	Expenditure Prior Years	Expenditure Current Year	Amount Lapsed	Encumbrance	Allotment Balance
GF17-301-378C32: Lapse 12/31/17 CBS-3232	770,000.00	770,000.00	668,647.00		51,499.00	49,854.00	
PA17-309-378C36: Lapse 12/31/17 CBS-3232	115,000.00	115,000.00				115,000.00	
GF19-301-390C38: Lapse 12/31/19 CBS#3232	1,000,000.00	1,000,000.00				649,667.00	350,333.00
LARGE CAPACITY CESSPOOL							
GO18-373-367252: Lapse 12/31/16 CBS-1114	550,000.00	242,364.00	224,144.15			18,219.85	
CW BUILDING MAINT REPAIRE BSY							
GF19-301-390C40: Lapse 12/31/19 CBS#2742	225,000.00	225,000.00				224,144.00	856.00
MOLOKAI ATHLETIC COMPLEX							
SH16-323-369511:	400,000.00	400,000.00				399,980.00	20.00
	7,960,000.00	7,652,364.00	2,091,799.87	200,818.62	232,784.73	4,144,990.61	981,970.17
TOTAL Parks and Recreation	83,648,095.99	59,805,673.74	18,090,580.89	14,929,891.39	1,743,212.25	18,665,825.38	6,376,163.83

County of Maui
Capital Improvement Projects Report (Excluding Department of Water Supply)
As of 3/31/2019

APPENDIX A-1

13-907 Roads	Original Appropriation	Alloted To Date	Expenditure Prior Years	Expenditure Current Year	Amount Lapsed	Encumbrance	Allotment Balance
Hana Community Plan Area							
HANA DISTRICT RD RESURFACING							
HY01-302-317003: Lapse 12/31/01	650,000.00	643,184.00	484,563.41	2,670.21	147,509.31	8,441.07	
KALEPA ROCKFALL REPAIRS							
HY19-302-390083: Lapse 12/31/19 CBS-2779	150,000.00	150,000.00					150,000.00
KOUKOUAI BRIDGE REHAB							
GO18-373-378279: Lapse 12/31/17 CBS-1046	600,000.00	400,676.00	26,279.05	150,849.42		390,871.53	(167,324.00)
KALEPA REVETMENT/SEAWALL REP							
GO20-374-390281: Lapse 12/31/19 CBS-3183	500,000.00						
LELEKEA BRIDGE REPLACEMENT							
GO18-373-389255: Lapse 12/31/18 CBS-1049	50,000.00	34,510.55		34,510.55			
HY18-302-389755: Lapse 12/31/18 CBS-1049	100,000.00	100,000.00	18,870.00	39,079.90	7,539.55	34,510.55	
PIILANI HWY RD IMPRV/NUANUALOA							
GO18-373-378280: Lapse 12/31/17 CBS-3225	147,000.00	146,200.00	126,496.85	18,241.76	1,461.39		
HY17-302-378382: Lapse 12/31/17 CBS-3225	2,003,000.00	2,003,000.00	350.03	1,991,000.00	11,649.97		
ROCKFALL/EMBKMNT ASSESSMNT							
HY17-302-378381: Lapse 12/31/17 CBS-3176	350,000.00	350,000.00	1,406.24	49,594.24	290,893.76	8,105.76	
MAKA'AKAE RD RESURFACING							
GO20-374-390282: Lapse 12/31/19	550,000.00						
KEANAE RD SAFETY IMPRV							
GO18-373-389254: Lapse 12/31/18 CBS-2769	175,900.00	175,900.00		12,617.00		163,283.00	
GO20-374-389274: Lapse 12/31/18 CBS-2769	824,100.00	824,100.00		1,000.00		823,100.00	
SH19-323-390022:	2,000,000.00	2,000,000.00				2,000,000.00	
	8,100,000.00	6,827,570.55	657,965.58	2,299,563.08	459,053.98	3,428,311.91	(17,324.00)
Paia-Haiku Community Plan Area							
NORTH SHORE GREENWAY							
GO18-373-367235: Lapse 12/31/16 CBS-1942	350,000.00	12,739.78	12,533.99	(3,971.21)		4,177.00	
GO18-373-389260: Lapse 12/31/18 CBS-1942	68,940.00	68,940.00	180.00			68,760.00	
GO20-374-389276: Lapse 12/31/18 CBS-1942	281,060.00	281,060.00		61,354.05		219,705.95	
KAUPAKALUA PVE MNT RECONST							
HY17-302-378393: Lapse 12/31/17 CBS-1066	550,000.00	550,000.00	346,431.42	123,210.00	19,748.58	60,610.00	
GO18-373-389259: Lapse 12/31/18 CBS-1066	47,239.16	47,239.16	27,090.47	1,248.69		18,900.00	
GO20-374-389275: Lapse 12/31/18 CBS-1066	2,352,760.84	1,583,124.87		15,454.16		1,567,670.71	
PAUWELA RD SIDEWK REPAIRS							
HY17-302-378394: Lapse 12/31/17 CBS-2310	500,000.00	500,000.00	175,428.05	310,320.78	12,797.10	1,454.07	
PAIA SCHOOL SAFE ROUTES							
HY15-302-356426: Lapse 12/31/15 CBS-2306	150,000.00	150,000.00	3,831.24		136,616.76	9,552.00	
HAIKU RD GUARDRAIL/SHLDR IMPR							
HY19-302-390092: Lapse 12/31/19 CBS-4597	300,000.00	300,000.00					300,000.00
HOLOMUA RD IMP (OLD MHS-BALD)							
HY19-302-390093: Lapse 12/31/19 CBS-3187	450,000.00	450,000.00					450,000.00
N SHORE GREENWAY PHASE 4							

County of Maui
Capital Improvement Projects Report (Excluding Department of Water Supply)
As of 3/31/2019

APPENDIX A-1

13-907 Roads	Original Appropriation	Alloted To Date	Expenditure Prior Years	Expenditure Current Year	Amount Lapsed	Encumbrance	Allotment Balance
DOT18-325-389025: #STP-STP-0900(0 89)	1,407,904.00	1,407,904.00		226,711.00		1,150,049.00	31,144.00
	6,457,904.00	5,351,007.81	565,495.17	734,327.47	169,162.44	3,100,878.73	781,144.00
Makawao-Pukalani-Kula Community Plan Area							
OLD HAL HWY DW (MAK AVE-PUK ST HY19-302-390089: Lapse 12/31/19 CBS-3187 PUKALANI TERRACE SDV PAVE RECO HY19-302-390088: Lapse 12/31/19 CBS-3194 KOKOMO RD PAVEMENT RECON GO18-373-356223: Lapse 12/31/15 CBS-2295 MAK/MAKANI ROAD IMPROVEMENTS HY06-302-367010: Lapse 12/31/06 HALEAKALA HWY INTERSECT IMPR GO18-373-345274: Lapse 12/31/14 ORD#4095 SH14-323-345410: HY16-302-367118: Lapse 12/31/16 CBS-1979 OLD HALEAKALA HWY PVMNT REHAB DOT15-325-356780: #STP-STP-0900(0 84) KOKOMO RD/MAK AVE PVMNT PH2 DOT17-325-376740: #STP-STP-0900(0 86) GOLAPS-350-378389: Lapse 12/31/17 CBS-2765 BALDWIN AVE RESURFACING DOT14-325-345403: #STP-STP-0390(0 01) BALDWIN AVE RESURF PH2 GO18-373-367238: Lapse 12/31/16 CBS-1889 KAUPAKALUA RD PAVEMENT RECONS DOT18-325-389020: #STP-STP-0365(0 10)	1,000,000.00	1,000,000.00					1,000,000.00
	1,000,000.00	1,000,000.00		9,383.69		6,412.79	984,203.52
	46,387.51	45,549.81	837.70	(837.70)		45,549.81	
	600,000.00	600,000.00	287,595.59			312,404.41	
	1,218,491.00	37,271.00	14,310.00			22,961.00	
	2,000,000.00	1,250,000.00				525,208.87	724,791.13
	500,000.00	500,000.00				500,000.00	
	4,027,000.00	4,577,672.04	4,577,672.04				
	7,240,600.00	7,240,600.00	817,971.48	1,840,338.72		1,159,428.06	3,422,861.74
	2,400,000.00	2,400,000.00	300,126.83	639,483.57	874,319.94	586,069.66	()
	2,261,738.00	2,261,738.00	2,239,886.68			21,850.76	.56
	3,361,250.00	1,299,353.17	1,133,673.89	83,950.85		81,728.43	
	4,600,000.00	4,600,000.00				3,837,082.84	762,917.16
	30,255,466.51	26,812,184.02	9,372,074.21	2,572,319.13	874,319.94	7,098,696.63	6,894,774.11
Wailuku-Kahului Community Plan Area							
KAM AVE @ MAUI LANI PRK INTER HY19-302-390099: Lapse 12/31/19 CBS-2787 GO20-374-390299: Lapse 12/31/19 CBS-2787 KAHAKULOA STREAM BRIDGE GO18-373-356244: Lapse 12/31/15 CBS-1060 GO18-373-378206: Lapse 12/31/17 CBS-1060 ONEHEE/KEA PAVEMNT REHAB GO18-373-378207: Lapse 12/31/17 CBS-2768 C MAUI SIGNAL UPGRADE HY17-302-378402: Lapse 12/31/17 CBS-1945 WAIALE ROAD EXTENSION GO18-373-356245: Lapse 12/31/15 CBS-1069 WAKEA/KAMEHA INTERSEC IMPRV	610,000.00	610,000.00				610,000.00	
	2,865,000.00	2,544,239.58		814.58		2,244,425.00	299,000.00
	700,000.00	499,859.41	311,171.41	126,202.80		62,485.20	
	650,000.00	650,000.00	598.25	649,401.75			
	200,000.00	200,000.00	46,333.00	111,544.34		42,122.66	
	270,000.00	270,000.00	12,780.00	24,880.00	21,200.00	211,140.00	
	400,000.00	389,680.00	53,412.00			336,268.00	

County of Maui
Capital Improvement Projects Report (Excluding Department of Water Supply)
As of 3/31/2019

APPENDIX A-1

13-907 Roads	Original Appropriation	Allotted To Date	Expenditure Prior Years	Expenditure Current Year	Amount Lapsed	Encumbrance	Allotment Balance
HY17-302-378404: Lapse 12/31/17 CBS-1916 WAIKALE RD SHOULDER IMPROVEMENT	240,000.00	240,000.00	76,764.86		21,769.14	141,466.00	
GO14-371-345248: Lapse 12/31/14 CBS-1919 PAPA AVE PAVEMENT REHABILITATI	114,900.00	114,900.00	52,540.00			62,360.00	
DOT14-325-347520: #STP-STP-3910(0 01) WAKEA AVE/WELLS PAVEMENT REHAB	6,625,000.00	6,785,780.43	6,751,176.99			34,603.44	
GO14-371-345250: Lapse 12/31/14 CBS-1896 DOT14-325-345401: #STP-STP-0900(0 82)	517,573.02	517,573.02	472,374.45	45,198.57			
WAKEA PVMNT KAAHUMANU/PUUNENE HY13-302-331124: Lapse 12/31/13 CBS-1028	2,500,000.00	2,441,726.30	1,889,497.81	453,008.32		99,220.17	
WAKEA AVE PAVEMENT REHAB DOT13-325-337515: #STP-STP-3920 (006)	800,000.00	800,000.00	691,163.53		47,101.47	61,735.00	
HANSEN RD PAVEMENT RECONS DOT15-325-356700: #STP-STP-3600(0 01)	3,275,685.65	3,267,572.54	2,214,779.41			457,471.64	595,321.49
KAM AVE/HINA PVTMNT REHAB HY13-302-331122: Lapse 12/31/13 CBS-1013	3,500,000.00	3,919,875.20	3,827,052.65				92,822.55
KAMEHAMEHA AVE PAVEMENT REHAB DOT13-325-337504: #STP-STP-0900 (079)	1,200,000.00	1,200,000.00	1,011,231.93	144,422.56	44,345.51		
CENTRAL MAUI BIKE/PEDESTRIAN BY16-304-367129: Lapse 12/31/16 CBS-2782	3,727,251.98	3,717,059.29	2,204,927.72	427,624.68		406,122.91	678,383.98
PAVEMENT REHAB S MAUI ROADS DOT18-325-389800: #STP-STP-0900(0 90)	150,000.00	150,000.00	136,472.13	11,385.00		2,142.87	
WAIKALE RD IMP AT WAIINU ROAD HY19-302-390100: Lapse 12/31/19 CBS-1018	5,448,985.87	5,448,985.87		872,510.48		2,880,688.48	1,695,786.91
PAPA AVE COMPLETE STREETS IMPR HY19-302-390101: Lapse 12/31/19 CBS-5024	300,000.00	300,000.00					300,000.00
LONO AVENUE EXTENSION HY19-302-390102: Lapse 12/31/19 CBS-5054	150,000.00	150,000.00					150,000.00
WAIKALE RD IMP (KAOHU-WAIINU) GO20-374-390298: Lapse 12/31/19 CBS-1919	300,000.00	300,000.00					300,000.00
	150,000.00	41,000.00				41,000.00	
	34,694,396.52	34,558,251.64	19,752,276.14	2,866,993.08	134,416.12	7,693,251.37	4,111,314.93
Kihei-Makena Community Plan Area							
WAIPIULANI BIKE PATH BY17-304-378385: Lapse 12/31/17 CBS-1044	150,000.00	150,000.00	101,727.43	36,496.56	11,776.01		
S.KIHEI RD DW IMPR (PIIKEA-KU) HY19-302-390086: Lapse 12/31/19	200,000.00	200,000.00				200,000.00	
NORTH SO COLLECTOR RD/NAMAUI HY14-302-345331: Lapse 12/31/14 CBS-1926	250,000.00	250,000.00	197,628.60			52,371.40	
KIHEI BIKEWAY PHASE 2 PV16-329-367579:	46,531.00	46,531.00	727.87			45,803.13	
DOT16-325-369501: #STP-STP-3115(0 03)	2,872,170.00	2,872,170.00	2,798,324.57				73,845.43

County of Maui
Capital Improvement Projects Report (Excluding Department of Water Supply)
As of 3/31/2019

APPENDIX A-1

13-907 Roads	Original Appropriation	Alloted To Date	Expenditure Prior Years	Expenditure Current Year	Amount Lapsed	Encumbrance	Allotment Balance
SO KIHAI RD PAVEMENT REHAB DOT14-325-345400: #STP-STP-3100(0 13)	2,600,000.00	1,587,448.45	1,261,865.99				325,582.46
BALDWIN AVE PAVEMNT REHAB PH2 DOT16-325-369507: #STP-STP-0390(0 02)	3,184,328.00	3,704,329.63	2,866,299.90	300,319.10		537,710.63	
NORTH SO COLLECTOR RD GO18-373-367244: Lapse 12/31/16 CBS-2309	553,622.00	553,622.00	296,722.10	256,899.90			
PV16-329-367577:	246,378.00	246,378.00		90,449.34		155,928.66	
GO20-374-390285: Lapse 12/31/19 CBS-2309	500,000.00	23,610.00				23,610.00	
KUIKAHI DR PAVEMENT REHAB DOT16-325-369505: #STP-STP-3210(0 01)-	1,994,564.00	2,263,776.44	1,855,150.72	(6,400.00)			415,025.72
S MAUI PAVEMENT REHAB GO18-373-389267: Lapse 12/31/18 CBS-2764	939,299.21	939,299.21		219,127.08		720,172.13	
GO20-374-389279: Lapse 12/31/18 CBS-2764	913,416.79	396,800.00		224,583.59		172,216.41	
S MAUI REGIONAL TRAFFIC HY16-302-367184: Lapse 12/31/16 ORD#4284	340,000.00	340,000.00	264,366.93	(37,869.80)	832.00	112,670.87	
SO MAUI TRAFFIC MASTER PLAN DOT16-325-369503: #STP-SPR-0010(0 36)		342,000.00		188,448.99		153,551.01	
ILIMA AVE SW IMPR (3RD-7TH) HY19-302-390087: Lapse 12/31/19	280,000.00	280,000.00					280,000.00
WAILEA ALANUI/IKE DR PAVEMENT GO18-373-356215: Lapse 12/31/15 ORD#4095	1,590,721.76	1,941.65	1,008,541.23	(1,006,599.58)	6.11		(6.11)
	16,661,030.76	14,197,906.38	10,651,355.34	265,455.18	12,614.12	2,174,034.24	1,094,447.50
West Maui Community Plan Area							
FRT ST BREAKWALL RPR LAH CTR GO20-374-390203: Lapse 12/31/19 CBS-1946							
GO20-374-390266: Lapse 12/31/19 CBS-1946	1,351,580.00						
WM ROADWAY IMPRV SVO GRANT PV16-329-367575:	1,700,000.00	1,700,000.00					1,700,000.00
FR STR DECK/RAIL RPR L'LUNA RD GO20-374-390204: Lapse 12/31/19 CBS-1949							
WM ROADWAY IMPRV MTV GRANT PV15-329-356575:	715,000.00	715,000.00		89,360.00		54,040.00	571,600.00
SHAW ST SIDEWALK/WAINEE ST HY10-302-307027: Lapse 12/31/10	250,000.00	250,000.00	147,824.14	1,533.12	100,642.74		
WM GREENWAY PILOT PRJ BY17-304-378406: Lapse 12/31/17 CBS-3240	300,000.00	300,000.00	108,645.47	14,281.93		177,072.60	
	4,316,580.00	2,965,000.00	256,469.61	105,175.05	100,642.74	231,112.60	2,271,600.00
Countywide							
CW BIKEWAY IMPROVEMENTS BY13-304-331138: Lapse 12/31/13 CBS-1036	300,000.00	300,000.00	222,303.17	37,268.51		40,428.32	
BY14-304-345337: Lapse 12/31/14 CBS-1036	300,000.00	300,000.00	149,058.05		147,941.95	3,000.00	

County of Maui
Capital Improvement Projects Report (Excluding Department of Water Supply)
As of 3/31/2019

APPENDIX A-1

13-907 Roads	Original Appropriation	Alloted To Date	Expenditure Prior Years	Expenditure Current Year	Amount Lapsed	Encumbrance	Allotment Balance
BY15-304-356C37: Lapse 12/31/15 CBS-1036	620,000.00	620,000.00	603,040.91	500.00	16,459.09		
BY16-304-367C31: Lapse 12/31/16 CBS-1036	150,000.00	150,000.00	56,021.21			93,978.79	
BY18-304-389C49: Lapse 12/31/18 CBS-1036	97,276.00	97,276.00	3,396.16	11,417.00	2,016.52	80,446.32	
BY19-304-390C73: Lapse 12/31/19 CBS#1036	140,000.00	140,000.00		1,077.13		79,461.66	59,461.21
CW SIDEWALK IMPROVEMENTS							
HY13-302-331133: Lapse 12/31/13 CBS-1037	500,000.00	500,000.00	401,651.13	6,604.03	45,328.87	46,415.97	
HY14-302-345335: Lapse 12/31/14 CBS-1037	450,000.00	450,000.00	371,688.72		44,403.73	33,907.55	
HY16-302-367C26: Lapse 12/31/16 CBS-1037	400,000.00	400,000.00	366,567.01		19,829.39	13,603.60	
HY17-302-378C76: Lapse 12/31/17 CBS-1037	500,000.00	500,000.00	271,596.37			228,403.63	
HY19-302-390C78: Lapse 12/31/19 CBS#1037	490,000.00	490,000.00		500.00		159,762.68	329,737.32
CW BRIDGE IMPROVEMENTS							
HY14-302-345332: Lapse 12/31/14 CBS-1031	295,000.00	295,000.00	150,402.76		418.70	144,178.54	()
HY15-302-356C31: Lapse 12/31/15 CBS-1031	370,000.00	370,000.00	255,337.21	9,998.10	104,664.69		
HY16-302-367C22: Lapse 12/31/16 CBS-1031	370,000.00	370,000.00	213,743.50		100,847.50	55,409.00	
GO18-373-378C72: Lapse 12/31/17 CBS-1031	370,000.00	370,000.00	198,803.74	82,875.26		88,321.00	
HY19-302-390C76: Lapse 12/31/19 CBS#1031	220,000.00	220,000.00				1,000.00	219,000.00
PAIA SCHOOL SAFE ROUTES TO SCH							
DOT19-325-390095: #STP-SRS-0900(0 91)	1,226,784.55	1,226,784.55				1,066,769.18	160,015.37
CW SAFETY IMPROVEMNTS							
HY07-302-377033: Lapse 12/31/07	600,000.00	600,000.00	557,129.51	895.97	41,374.52	600.00	()
HY08-302-387030: Lapse 12/31/08	500,000.00	500,000.00	359,986.26	2,184.00	137,829.74		
HY13-302-331132: Lapse 12/31/13 CBS-1024	600,000.00	600,000.00	521,268.24	18,363.19	22,959.77	37,408.80	
HY14-302-345334: Lapse 12/31/14 CBS-1024	500,000.00	500,000.00	383,294.79		104,879.98	11,825.23	
HY16-302-367C25: Lapse 12/31/16 CBS-1024	390,000.00	390,000.00	303,304.34	2,225.00	49,766.80	34,703.86	
HY17-302-378C75: Lapse 12/31/17 CBS-1024	600,000.00	600,000.00	236,335.80	104,330.43	62,607.40	196,726.37	()
HY18-302-389C51: Lapse 12/31/18 CBS-1024	500,000.00	500,000.00	37,962.68	151,558.85	7,365.86	303,112.61	
HY19-302-390C75: Lapse 12/31/19 CBS#1024	850,000.00	850,000.00		130,387.91		212,257.76	507,354.33
EHA ST RDWAY DEDITION							
HY16-302-367324: Lapse 12/31/16 CBS-1023	300,000.00	300,000.00	71,910.00		220,090.00	8,000.00	
CW PAVEMENT PRESERVATION							
HY17-302-378C73: Lapse 12/31/17 CBS-1034	500,000.00	500,000.00	144.02		135,410.98	364,445.00	
CW ROAD RESURFACING							
HY12-302-327032: Lapse 12/31/12 CBS-1023	5,436,736.00	5,436,736.00	5,137,057.67		188,399.03	111,279.30	
HY14-302-345333: Lapse 12/31/14 CBS-1023	5,546,744.00	5,546,744.00	5,396,205.75	8,523.56	56,526.05	85,488.64	
HY15-302-356C33: Lapse 12/31/15 CBS-1023	4,943,698.00	4,943,698.00	4,357,683.90	6,372.68	555,946.42	23,695.00	
HY16-302-367C24: Lapse 12/31/16 CBS-1023	5,718,028.00	5,718,028.00	4,660,507.34	147,645.47	579,663.43	319,514.80	10,696.96
HY17-302-378C74: Lapse 12/31/17 CBS-1023	5,634,267.00	5,634,267.00	3,248,696.37	374,119.89	129,277.24	1,882,173.50	()
HY18-302-389C50: Lapse 12/31/18 CBS-1023	5,238,541.00	5,238,541.00	402,780.21	567,501.38	12,098.47	4,256,160.94	
HY19-302-390C74: Lapse 12/31/19 CBS#1023	6,266,792.00	6,266,792.00		564,563.15		2,191,108.15	3,511,120.70
CW TRAFFIC CALMING PRG							
HY17-302-378C77: Lapse 12/31/17 CBS-1035	200,000.00	200,000.00	11,342.24		3,551.08	185,106.68	
HY19-302-390C77: Lapse 12/31/19 CBS#1035	350,000.00	350,000.00		127.20		158,911.36	190,961.44
MAUI BICYCLE/PEDESTRIAN							
DOT19-325-390700: #STP-TAP-0900(0 92)	200,000.00	121,200.00		317.22			120,882.78
CW FEDERAL AID PROGRAM							

County of Maui
Capital Improvement Projects Report (Excluding Department of Water Supply)
As of 3/31/2019

APPENDIX A-1

13-907 Roads	Original Appropriation	Alloted To Date	Expenditure Prior Years	Expenditure Current Year	Amount Lapsed	Encumbrance	Allotment Balance
GO20-374-390C72: Lapse 12/31/19 CBS#5022	2,000,000.00	48,298.33		6,156.23			42,142.10
SAFE ROUTES TO SCH PRG							
SH15-323-356730: ORD#4195	101,000.00	152,109.38	56,716.48	95,392.90			
SH16-323-369510:	150,000.00	185,911.46		2,339.24		183,572.22	
SH17-323-379510:	150,000.00	92,955.73				15,000.41	77,955.32
SH18-323-389510:	225,000.00	92,955.73					92,955.73
GUARDRAIL/SHLDR IMPR AT VAR LO							
HY19-302-390C79: Lapse 12/31/19 CBS#2774	200,000.00	200,000.00					200,000.00
	54,499,866.55	52,367,297.18	29,005,935.54	2,333,244.30	2,789,657.21	12,716,176.87	5,522,283.26
TOTAL Roads	154,985,244.34	143,079,217.58	70,261,571.59	11,177,077.29	4,539,866.55	36,442,462.35	20,658,239.80

County of Maui
Capital Improvement Projects Report (Excluding Department of Water Supply)
As of 3/31/2019

APPENDIX A-1

13-908 Solid Waste Facilities	Original Appropriation	Alloted To Date	Expenditure Prior Years	Expenditure Current Year	Amount Lapsed	Encumbrance	Allotment Balance
Hana Community Plan Area							
HANA LF MAKAI BERM WASTE RMVL							
GO18-373-378208: Lapse 12/31/17 CBS-1908	2,000,000.00	1,824,485.51	1,694,980.85	129,504.66			
SW18-305-389704: Lapse 12/31/18 CBS-1908	2,000,000.00	2,000,000.00		1,997,104.28		2,895.72	
GO20-374-390208: Lapse 12/31/19 CBS-1908	1,000,000.00	511,125.25		366,654.25		144,471.00	
	5,000,000.00	4,335,610.76	1,694,980.85	2,493,263.19	0.00	147,366.72	0.00
Wailuku-Kahului Community Plan Area							
CML SYS CONTROL & DATA ACQ							
SW19-305-390024: Lapse 12/31/19 CBS-3181	300,000.00	300,000.00					300,000.00
LEACHATE COLL/RECOV/EDS UPGRD							
SW17-305-378316: Lapse 12/31/17 CBS-3175	80,000.00	80,000.00	29,590.33	49,631.67	778.00		
SW18-305-389712: Lapse 12/31/18 CBS-3175	250,000.00	250,000.00		159,765.48		90,234.52	
SW19-305-390023: Lapse 12/31/19 CBS-3175	500,000.00	500,000.00				500,000.00	
WAIKAPU LF SITE RESTORATN							
SW18-305-389713: Lapse 12/31/18 CBS-2724	860,000.00	860,000.00	777,585.39	28,743.42	12.72	53,658.47	
CML SYS CTRL/DATA ACQUISTN							
SW17-305-378315: Lapse 12/31/17 CBS-1901	80,000.00	80,000.00	40,464.91	21,921.72	169.17	17,444.20	
CML MONIT WELL DES & CONST							
GO20-374-390220: Lapse 12/31/19 CBS-2290	500,000.00	494,710.11		447,434.45		47,275.66	
CML PHASE V-B EXTENSION							
SH/LN-341-389714: Lapse 12/31/18 CBS-1095	3,625,000.00	3,625,000.00	992,663.07	2,625,580.38		6,756.55	
MCL LAND PURCHASE							
GO20-374-390221: Lapse 12/31/19 CBS-3567	250,000.00						
CML PHASE III							
GO20-374-390222: Lapse 12/31/19 CBS-5019	250,000.00	250,000.00		162,187.50		87,812.50	
	6,695,000.00	6,439,710.11	1,840,303.70	3,495,264.62	959.89	803,181.90	300,000.00
West Maui Community Plan Area							
OLOWALU LF SITE RESTORATION							
SW18-305-389717: Lapse 12/31/18 CBS-2725	950,000.00	950,000.00	783,445.62	66,894.69	40.72	99,618.97	
Molokai Community Plan Area							
KALAMAULA LF SITE RESTORATION							
SW18-305-389708: Lapse 12/31/18 CBS-2727	230,000.00	230,000.00	117,151.00		1,429.00	111,420.00	
MOLOKAI LF PHASE V							
SW19-305-390016: Lapse 12/31/19 CBS-4606	300,000.00	300,000.00		103,251.25		196,543.75	205.00
MOLOKAI LF-ENVTL ASSESSMNT							
SW17-305-378313: Lapse 12/31/17 CBS-3184	160,000.00	160,000.00	96,892.00	54,018.00		9,090.00	
	690,000.00	690,000.00	214,043.00	157,269.25	1,429.00	317,053.75	205.00
Countywide							
CW LF PV/WIND TURBINE LIGHT							

County of Maui
Capital Improvement Projects Report (Excluding Department of Water Supply)
As of 3/31/2019

APPENDIX A-1

13-908 Solid Waste Facilities	Original Appropriation	Alloted To Date	Expenditure Prior Years	Expenditure Current Year	Amount Lapsed	Encumbrance	Allotment Balance
SW17-305-378301: Lapse 12/31/17 CBS-2722 LANDFILL POTABLE H2O SUPPLY	195,000.00	195,000.00	125,349.00	39,151.00	30,500.00		
SW19-305-390C02: Lapse 12/31/19 CBS#4609 ENV'TAL COMP SYS DSGN/CTNS	100,000.00	100,000.00				67,500.00	32,500.00
SW17-305-378302: Lapse 12/31/17 CBS-3182	250,000.00	250,000.00	199,321.50	21,613.50	115.00	28,950.00	
SW19-305-390C01: Lapse 12/31/19 CBS#3182	200,000.00	200,000.00				71,471.47	128,528.53
	745,000.00	745,000.00	324,670.50	60,764.50	30,615.00	167,921.47	161,028.53
TOTAL Solid Waste Facilities	14,080,000.00	13,160,320.87	4,857,443.67	6,273,456.25	33,044.61	1,535,142.81	461,233.53

County of Maui
Capital Improvement Projects Report (Excluding Department of Water Supply)
As of 3/31/2019

APPENDIX A-1

13-909 Wastewater Facilities	Original Appropriation	Alloted To Date	Expenditure Prior Years	Expenditure Current Year	Amount Lapsed	Encumbrance	Allotment Balance
Hana Community Plan Area							
HELENE HALL SEPTIC IMPRV WM19-303-390009: Lapse 12/31/19	245,000.00	245,000.00					245,000.00
Paia-Haiku Community Plan Area							
KUAU NO.1 FM REPLACEMENT WM19-303-390017: Lapse 12/31/19 CBS-1955	50,000.00	50,000.00					50,000.00
KUAU NO.2 FM REPLACEMENT WM19-303-390018: Lapse 12/31/19 CBS-1964	50,000.00	50,000.00					50,000.00
KUAU #3 FM REPLACEMENT WM18-303-389710: Lapse 12/31/18 CBS-1183	60,000.00	60,000.00	17,477.00	20,413.00		22,110.00	
KUAU #4 FM REPLACEMENT WM18-303-389711: Lapse 12/31/18 CBS-1184	60,000.00	60,000.00	21,487.36	38,512.64			
	220,000.00	220,000.00	38,964.36	58,925.64	0.00	22,110.00	100,000.00
Wailuku-Kahului Community Plan Area							
HAWAIIAN HOMES FM REPLACEMENT WM19-303-390019: Lapse 12/31/19 CBS-1151	253,000.00	253,000.00		253,000.00			
WAI-KAH WWRF EMERG EFFL FM WM19-303-390026: Lapse 12/31/19 CBS-5035	450,000.00	450,000.00					450,000.00
EPA CONSENT DECREE SEWER REHAB WM15-303-356463: Lapse 12/31/15 CBS-1131	500,000.00	500,000.00	480,274.52	19,663.00	62.48		
WM17-303-378317: Lapse 12/31/17 CBS-1131	1,000,000.00	1,000,000.00	898,585.69	100,000.00		1,414.31	
WM18-303-389715: Lapse 12/31/18 CBS-1131	1,000,000.00	1,000,000.00				1,000,000.00	
WM19-303-390025: Lapse 12/31/19 CBS-1131	2,000,000.00	2,000,000.00					2,000,000.00
WAI-KAH RECYCLED WTR FM WM18-303-389716: Lapse 12/31/18 CBS-1171	500,000.00	500,000.00		31,706.37	43.00	468,250.63	
WAI-KAH WWRF SOLID BLDG RENO SH/LN-341-378318: Lapse 12/31/17 CBS-3233	1,000,000.00	1,000,000.00	359,540.20	277,334.00	342,394.05	20,731.75	
	6,703,000.00	6,703,000.00	1,738,400.41	681,703.37	342,499.53	1,490,396.69	2,450,000.00
Kihei-Makena Community Plan Area							
KIHEI #16 PS REHAB/FM REPLC SH/LN-341-367173: Lapse 12/31/16 CBS-1152	4,400,000.00	4,400,000.00	3,594,525.87	773,752.63		31,721.50	
SH/LN-341-378407: Lapse 12/31/17	1,010,000.00	1,010,000.00			757.00	1,009,243.00	
S MAUI RECYCLED WTR DIST SYS SH/LN-341-356482: C15007 17 Lapse 12/3	1,044,000.00	1,044,000.00	1,025,343.78		30.00	18,626.22	
SH/LN-341-389406: Lapse 12/31/18 CBS-1160	3,750,000.00	3,750,000.00				3,750,000.00	
WM18-303-389706: Lapse 12/31/18 CBS-1160	2,750,000.00	2,750,000.00				2,750,000.00	
SH/LN-341-390020: Lapse 12/31/19 CBS-1160	1,273,000.00	1,273,000.00				1,273,000.00	
KENOLIO RD/KOKI SEWER REHAB WM17-303-378309: Lapse 12/31/17 CBS-3196	50,000.00	50,000.00	48,728.00	1,272.00			
WM19-303-390011: Lapse 12/31/19 CBS-3196	800,000.00	800,000.00		394,560.43		405,439.57	

County of Maui
Capital Improvement Projects Report (Excluding Department of Water Supply)
As of 3/31/2019

APPENDIX A-1

13-909 Wastewater Facilities	Original Appropriation	Alloted To Date	Expenditure Prior Years	Expenditure Current Year	Amount Lapsed	Encumbrance	Allotment Balance
KIHEI WWF RTU UPGRDS							
WM17-303-378310: Lapse 12/31/17 CBS-2730	1,500,000.00	1,500,000.00	525,532.90	244,787.37	143,544.47	586,135.26	
N KIHEI MAUKA TRNSM SYS							
WM17-303-378311: Lapse 12/31/17 CBS-2321	200,000.00	200,000.00	190,680.64	8,743.11	576.25		
WM19-303-390010: Lapse 12/31/19 CBS-2321	1,500,000.00	1,500,000.00					1,500,000.00
KIHEI NO.7 FM REPLACE							
WM19-303-390012: Lapse 12/31/19 CBS-2322	150,000.00	150,000.00					150,000.00
KIHEI NO.8 FM REPLACEMENT							
WM19-303-390013: Lapse 12/31/19 CBS-3197	200,000.00	200,000.00					200,000.00
LILOA DRD RECYCLED WATER LINE							
WM19-303-390014: Lapse 12/31/19 CBS-5030	500,000.00	500,000.00				136,108.00	363,892.00
KIHEI WWRF GRIT SYS REPLACE							
SH/LN-341-390015: Lapse 12/31/19 CBS-5026	6,500,000.00	6,500,000.00					6,500,000.00
	25,627,000.00	25,627,000.00	5,384,811.19	1,423,115.54	144,907.72	9,960,273.55	8,713,892.00
West Maui Community Plan Area							
NAPILI #5&6 FM REPLACEMENTS							
WM15-303-356470: Lapse 12/31/15 CBS-1162	300,000.00	300,000.00	204,549.48	10,186.61		85,263.91	
WM17-303-378323: Lapse 12/31/17 CBS-1162	3,200,000.00	3,200,000.00		547,932.78		2,652,067.22	
NAPILI #3 FM REPLCMENT							
WM17-303-378321: Lapse 12/31/17 CBS-1161	200,000.00	200,000.00	65,038.30	43,172.00		91,789.70	
SH/LN-341-390029: Lapse 12/31/19 CBS-1161	1,800,000.00	1,800,000.00					1,800,000.00
NAPILI #4 FM REPLCMENT							
WM17-303-378322: Lapse 12/31/17 CBS-1174	200,000.00	200,000.00	58,401.85	48,415.97		93,182.18	
SH/LN-341-390030: Lapse 12/31/19 CBS-1174	1,800,000.00	1,800,000.00					1,800,000.00
NAPILI WWPS #1-6 MODIFC							
WM15-303-356471: Lapse 12/31/15 CBS-1165	500,000.00	500,000.00	351,890.54		8,000.00	140,109.46	
NAPILI WWPS #5 MODIFICATIONS							
WM18-303-389718: Lapse 12/31/18 CBS-1181	2,300,000.00	2,300,000.00			192,813.00	2,107,187.00	
NAPILI WWPS #6 MODIFICATIONS							
WM18-303-389719: Lapse 12/31/18 CBS-1182	2,300,000.00	2,300,000.00			192,813.00	2,107,187.00	
KAANAPALI RESORT R-1 WATER DIS							
WM14-303-345374: Lapse 12/31/14 CBS-1952	700,000.00	700,000.00	31,360.00			668,640.00	
LAHAINA WWRF ODOR CONTROL							
WM13-303-331168: Lapse 12/31/13 CBS-1135	800,000.00	800,000.00	450,906.30		337,429.00	11,664.70	
WEST MAUI RECYCLED WATER PROJ							
ARRA13-327-331183: C150054-23	3,500,000.00	3,500,000.00	3,205,090.33		131,612.00		163,297.67
WM14-303-345377: Lapse 12/31/14 CBS-1124	50,000.00	50,000.00			325.00	49,675.00	
WM16-303-367161: Lapse 12/31/16 CBS-1124	1,360,000.00	1,360,000.00			667,434.00	692,566.00	
GO20-374-390227: Lapse 12/31/19 CBS-1124	500,000.00						
LAHAINA WWRF PRIMARY ELECTRICA							
WM18-303-389746: Lapse 12/31/18 ORD#4808	2,423,472.00	2,423,472.00				2,423,472.00	
SHERATON WWPS MODIFICATIONS							

County of Maui
Capital Improvement Projects Report (Excluding Department of Water Supply)
As of 3/31/2019

APPENDIX A-1

13-909 Wastewater Facilities	Original Appropriation	Allotted To Date	Expenditure Prior Years	Expenditure Current Year	Amount Lapsed	Encumbrance	Allotment Balance
SH/LN-341-378325: Lapse 12/31/17 CBS-1163 NAPILI WWPS #4 MODIFICATIONS	1,000,000.00	1,000,000.00		425,980.78		574,019.22	
WM19-303-390028: Lapse 12/31/19 CBS-1180 LAHAINA WWRF UPGRD PORTBL REUS	400,000.00	400,000.00					400,000.00
WM17-303-378320: Lapse 12/31/17 CBS-3202 LAHAINA WWRF MODFCTN STAGE 1A	150,000.00	150,000.00	139,949.93	7,366.07	2,684.00		
GO08-367-369201: Lapse 12/31/06 SH/LN-341-378324: Lapse 12/31/17	1,000,000.00 12,500,000.00	1,000,000.00 7,881,731.05	891,829.00 7,745,471.00	4,754,529.00		108,171.00	
ARRA17-327-378328: CS15000118 SH/LN-341-389720: Lapse 12/31/18 CBS-1144	24,000,000.00	19,200,268.95	847,358.00	10,811,160.00	59,763.00	12,281,719.00	(4,618,268.95) 4,618,268.95
ARRA18-327-389721: CS15000118 CBS-1144 LAHAINA WWPS #3 MODI	24,000,000.00	19,200,268.95	847,358.00	10,811,160.00	59,763.00	12,281,719.00	(4,799,731.05) 4,799,731.05
WM17-303-378408: Lapse 12/31/17 CBS-2731	110,000.00	110,000.00	44,200.34	65,454.53	345.13		
	61,093,472.00	60,593,472.00	14,036,045.07	16,714,197.74	1,593,218.13	24,086,713.39	4,163,297.67
Molokai Community Plan Area							
KAUNAKAKAI WWRF PLAN							
WM18-303-389709: Lapse 12/31/18 CBS-4590	200,000.00	200,000.00		19,520.48	213.00	180,266.52	
Countywide							
CW SATELLITE RECYCLED WTR FAC							
WM17-303-378C05: Lapse 12/31/17 CBS-2732	200,000.00	200,000.00	169,433.29	18,825.71	11,741.00		
CW WW SYSTEMS MODIFICATIONS							
WM17-303-378C06: Lapse 12/31/17 CBS-1128	500,000.00	500,000.00	306,252.31	66,359.84	36,632.04	90,755.81	
WM19-303-390C04: Lapse 12/31/19 CBS#1128	1,000,000.00	1,000,000.00		80,612.05		208,405.40	710,982.55
CW EPA DECREE WW RECL RENOV							
WM15-303-356C74: Lapse 12/31/15 CBS-1119	2,000,000.00	2,000,000.00	1,959,352.63			40,647.37	()
WM16-303-367C63: Lapse 12/31/16 CBS-1119	2,000,000.00	2,000,000.00	1,542,083.46	138,299.49	1,989.27	282,606.54	35,021.24
WM17-303-378C04: Lapse 12/31/17 CBS-1119	1,600,000.00	1,600,000.00	543,942.50	913,778.68		142,278.82	
WM18-303-389C02: Lapse 12/31/18 CBS-1119	2,000,000.00	2,000,000.00	84,766.55	630,869.02	124,260.33	1,160,104.10	
WM19-303-390C03: Lapse 12/31/19 CBS#1119	2,000,000.00	2,000,000.00					2,000,000.00
CW WWRF CONCRETE REHABILIT							
WM19-303-390C06: Lapse 12/31/19 CBS#3571	500,000.00	500,000.00					500,000.00
CW EPA DECREE COMPLIANCE PRJ							
WM14-303-345378: Lapse 12/31/14 CBS-1132	750,000.00	750,000.00	673,860.00		40,500.00	35,640.00	
WM15-303-356C73: Lapse 12/31/15 CBS-1132	1,080,000.00	1,080,000.00	908,646.19		131,256.80	40,097.01	
WM17-303-378C03: Lapse 12/31/17 CBS-1132	500,000.00	500,000.00	25,453.84	341,661.97		132,884.19	
WM18-303-389C01: Lapse 12/31/18 CBS-1132	500,000.00	500,000.00				500,000.00	
WM19-303-390C05: Lapse 12/31/19 CBS#1132	500,000.00	500,000.00		196,787.11			303,212.89
CW WWRF CHLORINATN SYS UPGRD							
SH/LN-341-378C07: Lapse 12/31/17 CBS-2734	2,000,000.00	2,000,000.00	237,458.28	253,573.57	1,018,332.65	490,635.50	
CW WET WELL REHABILITATION							
WM11-303-319012: Lapse 12/31/11 CBS-1126	1,000,000.00	1,000,000.00	952,038.03		38,933.00	9,028.97	
WM15-303-356C76: Lapse 12/31/15 CBS-1126	1,000,000.00	1,000,000.00	335,530.36		87,752.64	576,717.00	
CW WSTWTR SYSTEM MODIFICATION							

County of Maui
Capital Improvement Projects Report (Excluding Department of Water Supply)
As of 3/31/2019

APPENDIX A-1

13-909 Wastewater Facilities	Original Appropriation	Alloted To Date	Expenditure Prior Years	Expenditure Current Year	Amount Lapsed	Encumbrance	Allotment Balance
WM12-303-329023: Lapse 12/31/12 CBS-1128	1,000,000.00	1,000,000.00	895,933.96		80,091.91	23,974.13	()
WM14-303-345380: Lapse 12/31/14 CBS-1128	1,000,000.00	1,000,000.00	881,342.94		85,312.06	33,345.00	
WM15-303-356C75: Lapse 12/31/15 CBS-1128	1,000,000.00	1,000,000.00	927,977.97		.33	72,021.70	
WM16-303-367C65: Lapse 12/31/16 CBS-1128	500,000.00	500,000.00	467,962.61	5,412.16		26,625.23	
WM18-303-389C03: Lapse 12/31/18 CBS-1128	1,000,000.00	1,000,000.00	114,978.98	29,739.18		855,281.84	
CW WW RTU UPGRADES							
WM19-303-390C07: Lapse 12/31/19 CBS#5040	2,000,000.00	2,000,000.00					2,000,000.00
	25,630,000.00	25,630,000.00	11,027,013.90	2,675,918.78	1,656,802.03	4,721,048.61	5,549,216.68
TOTAL Wastewater Facilities	119,718,472.00	119,218,472.00	32,225,234.93	21,573,381.55	3,737,640.41	40,460,808.76	21,221,406.35

County of Maui
Capital Improvement Projects Report (Excluding Department of Water Supply)
 As of 3/31/2019

APPENDIX A-1

<u>13-909 Wastewater Facilities</u>	Original Appropriation	Alloted To Date	Expenditure Prior Years	Expenditure Current Year	Amount Lapsed	Encumbrance	Allotment Balance
TOTAL CAPITAL PROJECTS FUND	592,162,813.60	468,438,237.60	150,801,917.17	76,620,375.91	18,443,535.00	161,582,098.28	60,990,311.24

County of Maui
Capital Improvement Program by District Job and Index
Fiscal Year Ending 6/30/2019 - as of 3/31/2019

01		Hana		Prior Year	Amended	Working	Year	Current	Balance
Job	SFND	Index		Encumbrance / Carryover	Budget / Lapses	Budget less Lapses	to Date Expended	Encumbrance 03/31/2019	Available
18-01	552	529560	KAUPO WATER TANK IMPRVMTS		450,000	450,000		342,992	107,008
		District *** Hana		0	450,000	450,000	0	342,992	107,008

**County of Maui
Capital Improvement Program by District Job and Index
Fiscal Year Ending 6/30/2019 - as of 3/31/2019**

03 Makawao-Pukalani-Kula								
Job	SFND	Index	Prior Year Encumbrance / Carryover	Amended Budget / Lapses	Working Budget less Lapses	Year to Date Expended	Current Encumbrance 03/31/2019	Balance Available
11-03	564	541160		1,781	1,781		1,781	
11-04	552	529020	3,150,000	(3,000,079)	149,921		149,921	
11-04	564	541170	51,323		51,323		51,323	
1104	552	529520		4,200,000	4,200,000			4,200,000
1104	564	549040		2,800,000	2,800,000			2,800,000
14-05	552	524750	24,763		24,763	6,858	17,905	
1505	553	539070		4,000,000	4,000,000			4,000,000
16-02	552	526020	31,151		31,151		31,151	
17-01	564	548240	150,000	(150,000)	0			
17-02	564	547020	284,167		284,167		284,167	
18-07	552	529030	860,965	(860,965)	0			
1903	564	549030		1,500,000	1,500,000			1,500,000
MDWS-001	553	537010	1,440,275		1,440,275	1,201,275	239,000	
		District *** Makawao-Pukalani-Kula	5,994,425	8,488,956	14,483,381	1,208,133	775,248	12,500,000

County of Maui
Capital Improvement Program by District Job and Index
Fiscal Year Ending 6/30/2019 - as of 3/31/2019

04 Wailuku-Kahului			Prior Year	Amended	Working	Year	Current	Balance
Job	SFND	Index	Encumbrance / Carryover	Budget / Lapses	Budget less Lapses	to Date Expended	Encumbrance 03/31/2019	Available
11-01	542	501030	1,750,000		1,750,000		1,750,000	
17-03	564	547030	308,061		308,061		308,061	
18-03	564	548250	2,450,000	(2,450,000)	0			
18-09	552	529050	500,000	(342,950)	157,050	35,045	122,005	
18-10	552	529070	150,000		150,000	72,916		77,084
1905	552	529530		2,500,000	2,500,000			2,500,000
66.468	553	536100	2,545,905		2,545,905	2,525,905	20,000	
		District *** Wailuku-Kahului	7,703,966	(292,950)	7,411,016	2,633,866	2,200,066	2,577,084

County of Maui
Capital Improvement Program by District Job and Index
Fiscal Year Ending 6/30/2019 - as of 3/31/2019

05 Kihei-Makena				Prior Year	Amended	Working	Year	Current	Balance
Job	SFND	Index		Encumbrance / Carryover	Budget / Lapses	Budget less Lapses	to Date Expended	Encumbrance 03/31/2019	Available
11-13	552	521540	BOOSTER PMP/MTR	22,985		22,985		22,985	
1703	564	549050	NORTH KIHEI WATER TANK		100,000	100,000			100,000
			District *** Kihei-Makena	22,985	100,000	122,985	0	22,985	100,000

**County of Maui
Capital Improvement Program by District Job and Index
Fiscal Year Ending 6/30/2019 - as of 3/31/2019**

06 West Maui			Prior Year	Amended	Working	Year	Current	Balance
Job	SFND	Index	Encumbrance / Carryover	Budget / Lapses	Budget less Lapses	to Date Expended	Encumbrance 03/31/2019	Available
	553	538020	WEST MAUI RELIABLE CAPACITY	5,000,000	(5,000,000)	0		
11-06	552	529060	WEST MAUI RELIABLE CAPACITY	5,000,000	(5,000,000)	0		
11-06	553	539080	WEST MAUI RELIABLE CAPACITY		4,250,000	4,250,000		4,250,000
11-06	564	541210	WEST MAUI SOURCE DEVELOPMENT	131,898		131,898	70,212	61,686
1106	552	529540	WEST MAUI SOURCE DEVELOPMENT		6,100,000	6,100,000		6,100,000
14-02	552	524850	WEST MAUI DIST SYSTEM IMPROVM	56,327		56,327	2,450	51,952
15-04	564	545150	WEST MAUI RELIABLE CAPACITY	86,399		86,399		
1904	552	529550	WEST MAUI WATERLINE IMPROVMT		1,100,000	1,100,000		1,100,000
		District *** West Maui		10,274,624	1,450,000	11,724,624	159,061	63,611
								11,501,952

County of Maui
Capital Improvement Program by District Job and Index
Fiscal Year Ending 6/30/2019 - as of 3/31/2019

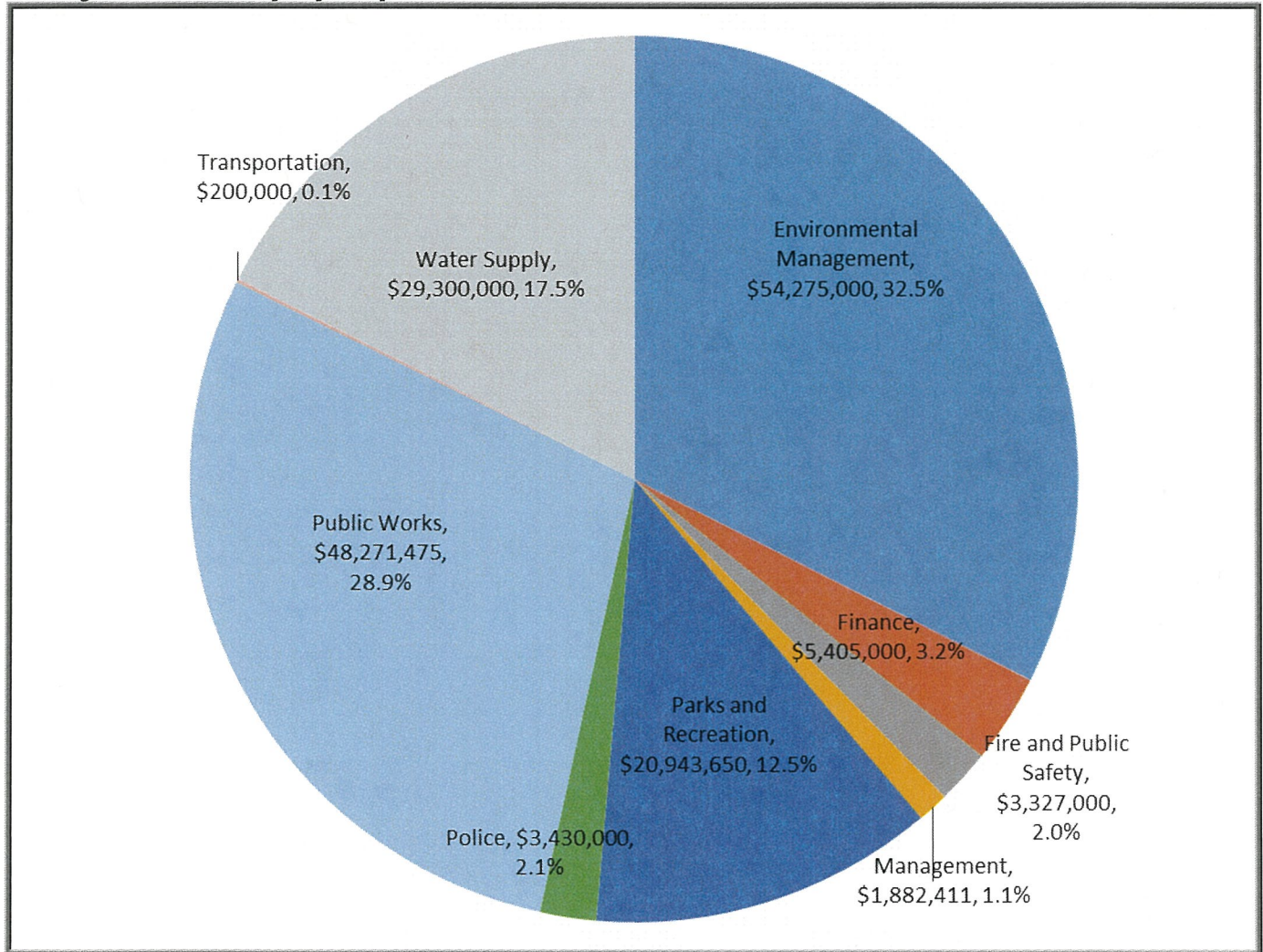
08		Molokai							
Job	SFND	Index		Prior Year Encumbrance / Carryover	Amended Budget / Lapses	Working Budget less Lapses	Year to Date Expended	Current Encumbrance 03/31/2019	Balance Available
14-09	552	524790	MOLOKAI SOURCE IMPROVEMENTS	253,034		253,034		253,034	
18-08	552	529040	MOLOKAI RELIABLE CAPACITY	500,000	(500,000)	0			
		District ***	Molokai	753,034	(500,000)	253,034	0	253,034	0

County of Maui
Capital Improvement Program by District Job and Index
Fiscal Year Ending 6/30/2019 - as of 3/31/2019

09 Countywide			Prior Year	Amended	Working	Year	Current	Balance
Job	SFND	Index	Encumbrance / Carryover	Budget / Lapses	Budget less Lapses	to Date Expended	Encumbrance 03/31/2019	Available
10-21	552	520770	C'WIDE TANK/FACILITY IMPROVEM.	5,900		5,900	5,900	
12-11	552	522930	C'WIDE LAND APPRAISL/ACQUISITN	9,236		9,236	9,236	
13-02	564	543150	COUNTYWIDE SOURCE DEVELOP/A	117,003		117,003	117,003	
13-04	552	523540	COUNTYWIDE FACILITY IMPROVEM'	16,707		16,707	16,707	
14-10	552	524820	COUNTYWIDE FACILITY IMPROVMT	6,215		6,215	6,215	
15-02	553	535050	WAILUKU HEIGHTS TANK 30 BOOST	1,065,431		1,065,431	86,942	935,176
15-05	564	545160	COUNTYWIDE RELIABLE CAPACITY	395,126		395,126	120,524	274,603
15-07	552	525010	COUNTYWIDE CONSERVATION	614,556		614,556	298,486	316,070
15-08	552	525020	CTYWIDE FACILITY IMPRVMTS	537,766		537,766	199,286	338,479
15-09	552	525040	CTYWIDE UPGRADES & REPLCMTS	14,223	(14,223)	0		
16-04	552	526040	CW UPGRADES & REPLACEMENT	556,484		556,484	250,100	306,384
16-04D	553	537000	OMAOPIO TANK BOOSTER PUMP RE	2,000,000		2,000,000	12,500	1,987,500
17-01	564	547010	CTYWIDE UPGRADES AND REPLCMN	976,829	(248,898)	727,931	214,564	513,367
17-05	552	527020	CTYWIDE FACILITY IMPRVMTS	1,205,472		1,205,472	886,650	318,822
17-06	552	527030	CTYWIDE UPGRADES & RPLCMNTS	641,877		641,877	138,249	503,628
18-01	564	548220	COUNTYWIDE FACILITY IMPR	274,000	(200,768)	73,232		73,232
18-02	564	548230	COUTYWIDE UPGR & REPLCMNTS	2,255,000		2,255,000		2,255,000
18-04	552	528990	COUNTYWIDE CONSERVATION PRO	1,000,000	(988,981)	11,019		11,019
18-05	552	529000	COUNTYWIDE FACILITY IMPRVMTS	2,871,873	(1,117,587)	1,754,286	108,040	1,646,246
18-06	552	529010	COUNTYWIDE UPGRADES & RPLCM	3,855,000	(909)	3,854,091	21,264	3,832,827
1901	552	529500	CTYWDE FACILITY IMPROVEMENTS		4,150,000	4,150,000	524,500	3,586,882
1901	564	549010	CTYWD FACILITY IMPROVEMENTS		200,000	200,000	127,018	72,982
1902	552	529510	CTYWDE UPGRADES & REPLACEME		900,000	900,000	34,245	865,755
1902	564	549020	CTYWIDE UPGRADES & REPLCMTS		200,000	200,000		200,000
		District *** Countywide		18,418,698	2,878,634	21,297,332	3,022,368	17,127,278
		Grand Total		43,167,732	12,574,640	55,742,372	7,023,428	20,785,214
								27,933,732

Capital Program Summaries

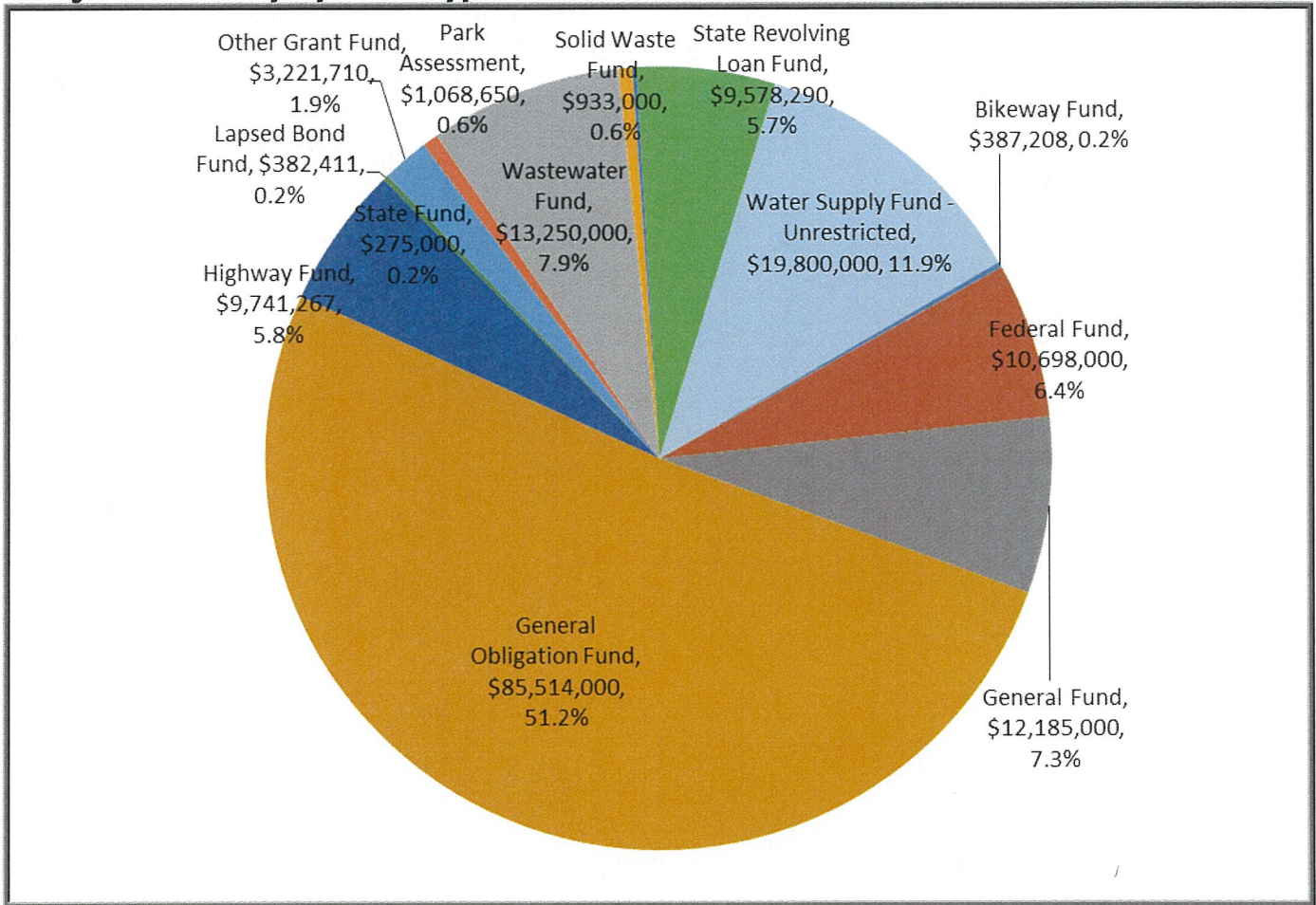
Project Summary by Department



Department	FY 2020 Amount
Environmental Management	\$54,275,000
Finance	\$5,405,000
Fire and Public Safety	\$3,327,000
Management	\$1,882,411
Parks and Recreation	\$20,943,650
Police	\$3,430,000
Public Works	\$48,271,475
Transportation	\$200,000
Water Supply	\$29,300,000
Total	\$167,034,536

Capital Program Summaries

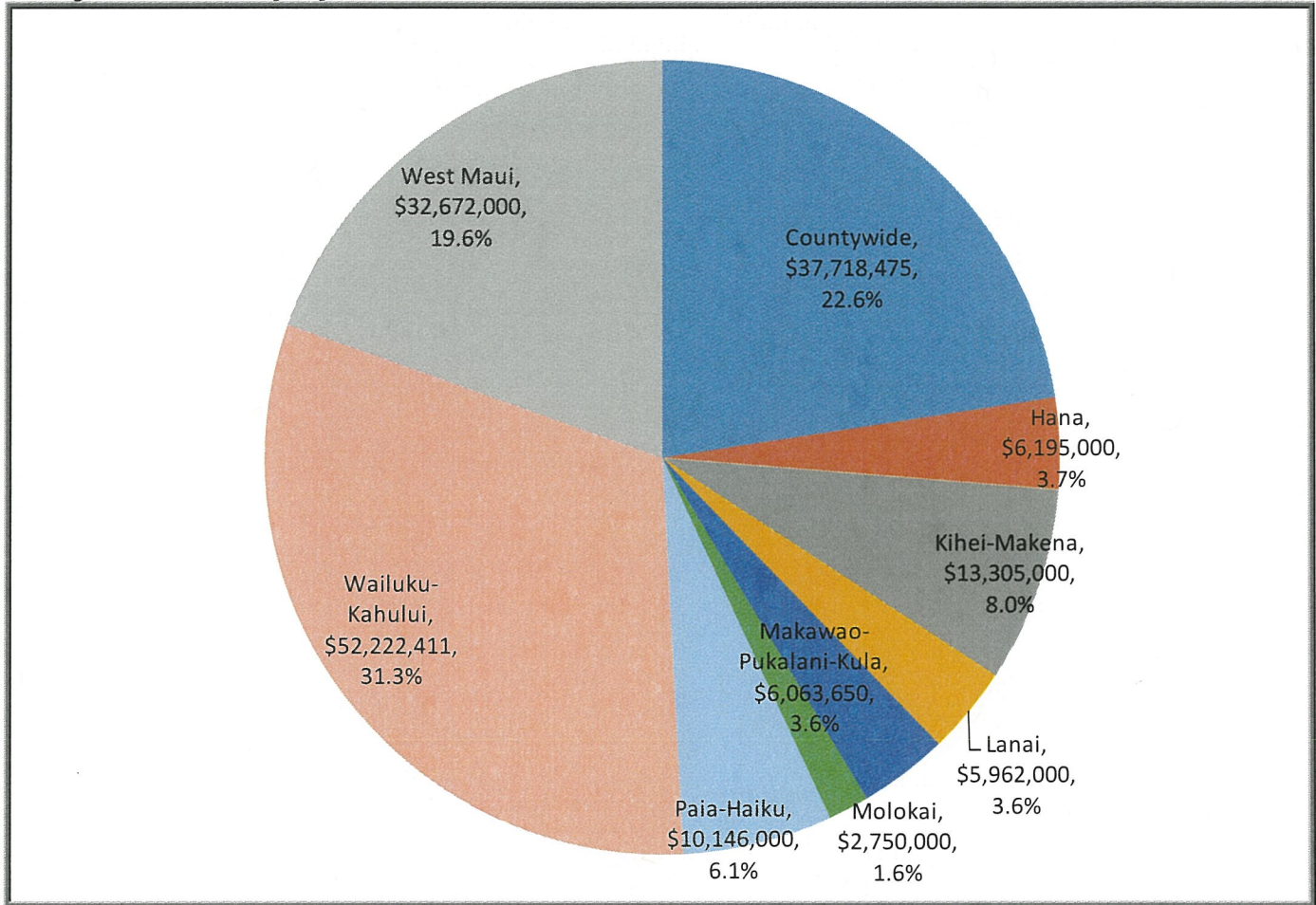
Project Summary by Fund Type



Fund Type	Fund Code	FY 2020 Amount
Bikeway Fund	BW	\$387,208
Federal Fund	FD	\$10,698,000
General Fund	GF	\$12,185,000
General Obligation Fund	GB	\$85,514,000
Highway Fund	HF	\$9,741,267
Lapsed Bond Fund	LBF	\$382,411
Other Grant Fund	OG	\$3,221,710
Park Assessment	PA	\$1,068,650
Wastewater Fund	WF	\$13,250,000
Solid Waste Fund	SW	\$933,000
State Fund	ST	\$275,000
State Revolving Loan Fund	SRF	\$9,578,290
Water Supply Fund - Unrestricted	WU	\$19,800,000
TOTAL		\$167,034,536

Capital Program Summaries

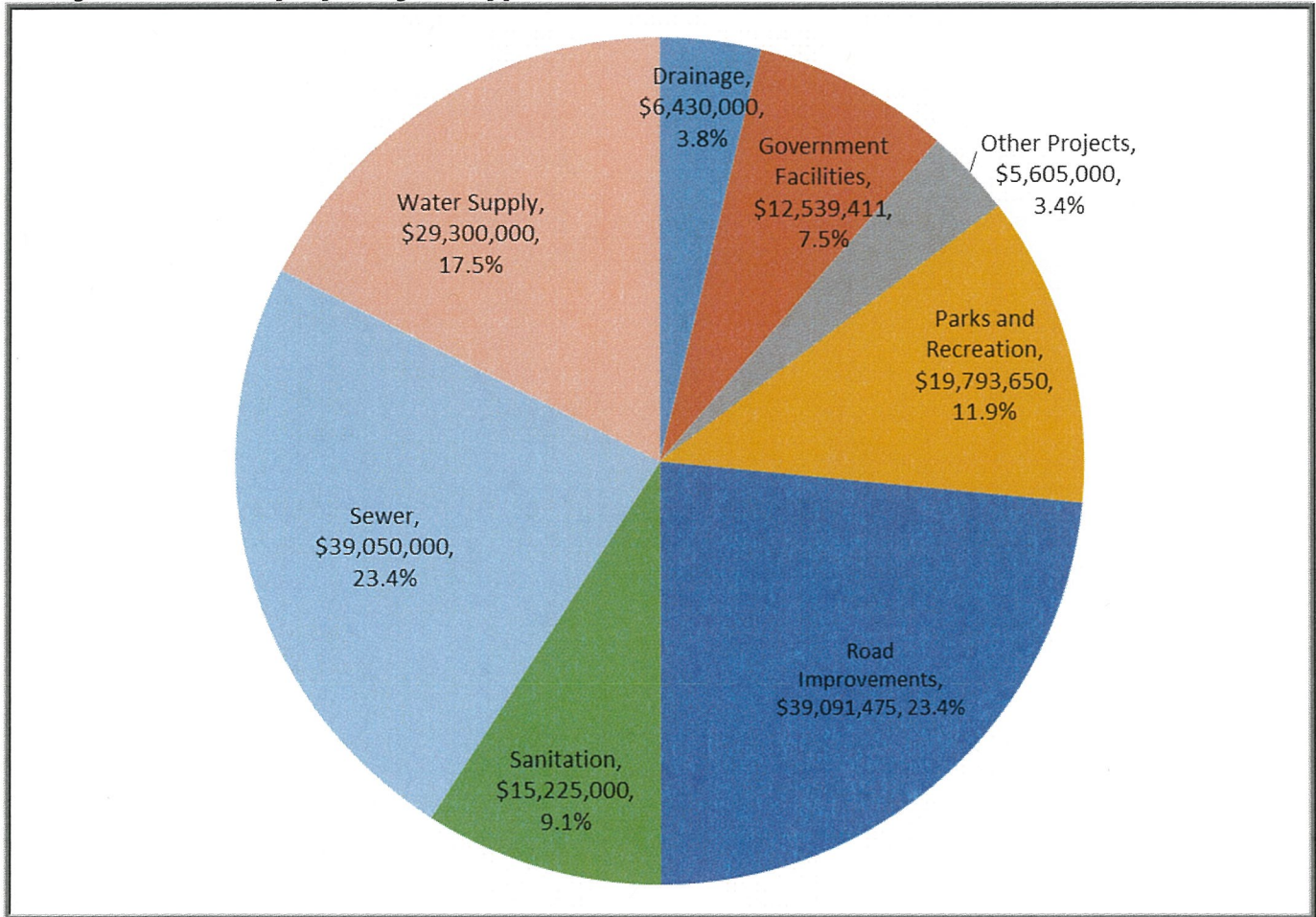
Project Summary by District



District	FY 2020 Amount
Countywide	\$37,718,475
Hana	\$6,195,000
Kihei-Makena	\$13,305,000
Lanai	\$5,962,000
Makawao-Pukalani-Kula	\$6,063,650
Molokai	\$2,750,000
Paia-Haiku	\$10,146,000
Wailuku-Kahului	\$52,222,411
West Maui	\$32,672,000
Total	\$167,034,536

Capital Program Summaries

Project Summary by Project Type



Project Type	FY 2020 Amount
Drainage	\$6,430,000
Government Facilities	\$12,539,411
Other Projects	\$5,605,000
Parks and Recreation	\$19,793,650
Road Improvements	\$39,091,475
Sanitation	\$15,225,000
Sewer	\$39,050,000
Water Supply	\$29,300,000
TOTAL	\$167,034,536

Six-Year Capital Program

Countywide

Project Type	CBS No	Project Name	Fund	\$ in 1000's Fiscal Year		6-Yr Total
				2020	2021-2025	
Drainage	CBS-1027	Countywide Drainage Improvements	GB	3,000	0	3,000
			GF	0	0	0
			HF	0	15,000	15,000
Government Facilities	CBS-1032	Countywide Facility Building Improvements	GF	450	1,775	2,225
	CBS-1003	Countywide Fire Facilities	GF	500	0	500
	CBS-5506	Dewatering Facility	GF	0	1,200	1,200
Other Projects	CBS-1039	Bus Stops and Shelters	GB	0	3,000	3,000
			GF	200	0	200
			HF	0	0	0
Parks and Recreation	CBS-1218	Countywide Equipment	GB	5,405	8,000	13,405
	CBS-4581	Countywide Parks Facilities	GF	275	2,500	2,775
	CBS-4613	Countywide Light Ordinance Compliance	GF	2,500	0	2,500
	CBS-3232	Countywide Park Playground Improvements	GF	500	4,000	4,500
Road Improvements	CBS-1117	Countywide Parks ADA Improvements	GF	500	2,500	3,000
			FD	560	0	560
	CBS-5510	Assessment of County of Maui Coastal Roads for Effects of Climate Change, Sea Level Rise, and Shoreline Erosion	HF	140	0	140
			BW	387	1,450	1,837
	CBS-1036	Countywide Bikeway Improvements	GB	0	0	0
	CBS-1031	Countywide Bridge Improvements	GF	0	0	0
			HF	600	3,000	3,600
			HF	5,676	33,676	39,352
	CBS-1024	Countywide Safety Improvements	GF	75	0	75
			HF	1,060	4,150	5,210
CBS-1037	Countywide Sidewalk Improvements	HF	745	2,700	3,445	
CBS-1035	Countywide Traffic Calming Program	HF	420	950	1,370	
CBS-2772	Safe Routes to School - State Appropriation	ST	275	1,375	1,650	
CBS-5512	Surveying of Molokai and Lanai Roads	HF	100	0	100	
CBS-5490	Traffic Signal Modernization at Various Locations	HF	0	1,500	1,500	
Sanitation	CBS-3182	Environmental Compliance System Design and Construction	SW	500	2,000	2,500
	CBS-3565	Integrated Solid Waste Management Plan Update	SW	200	0	200

Six-Year Capital Program

Countywide (Cont'd)

Project Type	CBS No	Project Name	Fund	\$ in 1000's Fiscal Year		6-Yr Total
				2020	2021- 2025	
Sewer	CBS-1119	Countywide Environmental Protection Agency (EPA) Compliance Wastewater Reclamation Facility Renovation Projects	WF	1,500	7,500	9,000
	CBS-1132	Countywide Environmental Protection Agency (EPA) Compliance Projects	WF	500	2,500	3,000
	CBS-1128	Countywide Wastewater System Modifications	WF	1,000	5,000	6,000
Water Supply	CBS-1075	Countywide Facility Improvements	WR	0	0	0
			WU	3,320	37,100	40,420
	CBS-2299	Countywide Upgrades and Replacements	WR	0	0	0
			WU	7,180	27,150	34,330
CBS-4615	Countywide Water System Modification	WU	150	2,500	2,650	
Total Countywide				37,718	170,526	208,244

Six-Year Capital Program

Hana

Project Type	CBS No	Project Name	Fund	\$ in 1000's Fiscal Year		6-Yr Total
				2020	2021- 2025	
Drainage	CBS-1891	Mahalawa Bridge Replacement	GB	1,200	0	1,200
	CBS-5043	Waikakoi Bridge Replacement	GB	850	1,800	2,650
Government Facilities	CBS-5530	Old Hana School Improvements	OG	0	4,800	4,800
			GB	350	2,375	2,725
Parks and Recreation	CBS-5531	Hana Park Tennis & Basketball Courts Reconstruction	GB	0	975	975
			GF	120	0	120
Road Improvements	CBS-2350	Hana-Keanae-Kailua Parks System	GF	450	2,000	2,450
	CBS-1971	Helene Hall Improvements	GB	800	0	800
	CBS-XXXX	ADA Access to Hana Ball Park	GB	50	0	50
	CBS-2779	Kalepa Rockfall Repairs	HF	350	5,750	6,100
Sanitation	CBS-1046	Koukouai Bridge Rehabilitation	GB	2,000	0	2,000
			CBS-5504	Hana Landfill Office Trailer and PV Expansion	GB	25
Total Hana				6,195	20,000	26,195

Six-Year Capital Program

Kihei-Makena

Project Type	CBS No	Project Name	Fund	\$ in 1000's		
				2020	Fiscal Year 2021- 2025	6-Yr Total
Drainage	CBS-5513	Drainage Improvements at Maui Meadows Subdivision	GB	0	2,400	2,400
Parks and Recreation	CBS-1205	Kamaole Point Pavillion	GF	0	1,100	1,100
			PA	250	0	250
	CBS-2345	South Maui Parks System	GF	300	2,000	2,300
			PA	75	0	75
Road Improvements	CBS-2309	North South Collector Road (Namaau Place to Kulanihakoi Street)	FD	0	10,400	10,400
			GB	1,000	2,600	3,600
			HF	0	200	200
			GB	600	0	600
	CBS-5492	Ohukai Road Sidewalk Improvements	GB	600	0	600
	CBS-5515	South Kihei Road Pavement Rehabilitation	FD	0	4,340	4,340
			HF	250	1,765	2,015
	CBS-5485	South Kihei Road Sidewalk Improvements	GB	1,900	0	1,900
			HF	0	0	0
	Sewer	CBS-5029	Kihei In Plant/Effluent Pump Station Upgrades	WF	750	0
CBS-3563		Kihei No. 3 Force Main Replacement	WF	480	4,800	5,280
CBS-5028		Kihei Wastewater Pump Station No. 9 Modification/Upgrade	SRF	0	2,000	2,000
			WF	200	0	200
CBS-XXXX		Kihei-Makena Sewer Expansion	GB	7,500	0	7,500
Total Kihei-Makena				13,305	31,605	44,910

Six-Year Capital Program

Lanai

Project Type	CBS No	Project Name	Fund	\$ in 1000's		6-Yr Total
				Fiscal Year 2020	Fiscal Year 2021-2025	
Government Facilities	CBS-1005	Lanai Fire Station Improvements	GB	1,872	0	1,872
			GF	0	0	0
Parks and Recreation	CBS-2347	Lanai Parks System	GF	495	1,500	1,995
			PA	95	0	95
			GB	3,500	0	3,500
	CBS-XXXX	Lanai Youth Center and Skate Park	GB	3,500	0	3,500
Total Lanai				5,962	1,500	7,462

Six-Year Capital Program

Makawao-Pukalani-Kula

Project Type	CBS No	Project Name	Fund	\$ in 1000's Fiscal Year		6-Yr Total
				2020	2021- 2025	
Parks and Recreation	CBS-3228	Hannibal Tavares Community Center Improvements	GF	1,000	0	1,000
	CBS-1175	Kula Park Playground	GF	850	0	850
			PA	139	0	139
	CBS-2349	Makawao-Pukalani-Kula-Ulupalakua Parks System	GF	175	2,000	2,175
Road Improvements	CBS-5511	Iolani St., Loha St., Iolani St., and Makani Rd. Pavement Rehabilitation	FD	0	3,339	3,339
			GB	400	0	400
			HF	0	1,357	1,357
	CBS-3194	Pukalani Terrace Subdivision Pavment Reconstruction	GB	2,000	0	2,000
			HF	0	6,000	6,000
Sewer	CBS-XXXX	Upcountry Sewer System Upgrades	GB	1,000	0	1,000
Water Supply	CBS-1106	Pookela Well B (Development Phase)	SRF	0	0	0
			WR	0	0	0
			WU	500	41,100	41,600
Total Makawao-Pukalani-Kula				6,064	53,796	59,860

Six-Year Capital Program

Molokai

Project Type	CBS No	Project Name	Fund	\$ in 1000's		6-Yr Total
				Fiscal Year 2020	Fiscal Year 2021-2025	
Drainage	CBS-5052	Kaunakakai Drainage System D	GB	0	2,500	2,500
Government Facilities	CBS-5536	Molokai Police Station	GB	1,820	0	1,820
			GF	0	15,000	15,000
	CBS-4617	Pukoo Fire Station Relocation	GB	455	3,120	3,575
Parks and Recreation	CBS-5540	Mitchell Pauole Parking Lot Expansion	GB	0	750	750
	CBS-2346	Molokai Parks System	GF	275	1,500	1,775
Sanitation	CBS-5497	Molokai Landfill Scalehouse Replacement and Traffic Optimization	SW	200	0	200
Total Molokai				2,750	22,870	25,620

Six-Year Capital Program

Paia-Haiku

Project Type	CBS No	Project Name	Fund	\$ in 1000's Fiscal Year		6-Yr Total
				2020	2021- 2025	
Parks and Recreation	CBS-5056	Alfred "Flako" Botelho Sr. Gym Improvements	GB	225	0	225
	CBS-5534	Haiku Park Restroom	PA	510	0	510
	CBS-2348	Paia-Haiku Parks System	GB	0	0	0
			GF	260	2,000	2,260
Road Improvements	CBS-4597	Haiku Road Guardrail and Shoulder Improvements	HF	200	0	200
	CBS-1066	Kaupakalua Road Pavement Reconstruction	FD	5,534	0	5,534
			GB	2,247	0	2,247
			HF	0	0	0
Sewer	CBS-1183	Kuau No. 3 Force Main Replacement	WF	630	0	630
	CBS-1184	Kuau No. 4 Force Main Replacement	WF	540	0	540
Total Paia-Haiku				10,146	2,000	12,146

Six-Year Capital Program

Wailuku-Kahului

Project Type	CBS No	Project Name	Fund	\$ in 1000's		6-Yr Total
				Fiscal Year 2020	Fiscal Year 2021-2025	
Drainage	CBS-3567	Central Maui Landfill Land Purchase	GB	200	0	200
	CBS-5507	Certification of Levees and Additional Work for Levee No. 27	GB	380	500	880
	CBS-5508	Wailuku Heights Drainline and Outlet Repair	GB	1,000	0	1,000
Government Facilities	CBS-5518	Emergency Management Office Renovation	GB	500	0	500
	CBS-2735	Kahului Fire Station Apparatus Shelter	GB	450	0	450
			GF	50	0	50
	CBS-5517	Kalana O Maui 2nd Floor Deck Repair Above Emergency Management Agency	GB	600	0	600
	CBS-5025	Kalana O Maui Fire Sprinkler System, Phase 2	GB	450	0	450
	CBS-3579	Kalana Pakui Building AC Replacement	GB	600	0	600
	CBS-2324	New County Service Center	GB	1,500	0	1,500
			LBF	382	0	382
	CBS-5505	Wailuku Baseyard Wash Rack	GF	150	500	650
	CBS-5535	Wailuku Police Station Improvements	GB	1,500	0	1,500
		GF	110	0	110	
Parks and Recreation	CBS-2351	Central Maui Parks System	GF	600	2,500	3,100
	CBS-1214	Central Maui Regional Park	GB	0	22,000	22,000
			GF	500	3,000	3,500
	CBS-3209	Central Maui Regional Sports Complex Maintenance Operations and Storage Buildings	GB	1,750	0	1,750
	CBS-4583	Kanaha Beach Park Master Plan Implementation	GB	0	10,000	10,000
			GF	250	1,000	1,250
	CBS-1143	Kepaniwai Heritage Gardens Improvements	GF	300	0	300
	CBS-3231	Waiehu Golf Course Wastewater Improvements	GF	75	0	75
	CBS-2330	Waikapu Community Center Basketball Court Improvements	GF	175	0	175
	CBS-1209	War Memorial Complex Paving Improvements	GB	2,750	0	2,750
Road Improvements	CBS-5539	War Memorial Football Stadium Rehabilitation	GB	0	5,000	5,000
			GF	100	500	600
	CBS-4616	War Memorial Gym Building Improvements	GB	0	7,500	7,500
			GF	250	0	250
	CBS-1945	Central Maui Signal Upgrades	FD	0	608	608
			HF	0	248	248
	CBS-5538	Central Maui Sub-Area Transportation Study	FD	400	0	400
		GF	100	0	100	

Six-Year Capital Program

Wailuku-Kahului (Cont'd)

Project Type	CBS No	Project Name	Fund	\$ in 1000's		6-Yr Total	
				Fiscal Year 2020	Fiscal Year 2021-2025		
Road Improvements (Cont'd)	CBS-5499	Onehee Avenue Improvements	FD	0	3,200	3,200	
			GF	100	0	100	
			HF	100	1,400	1,500	
		CBS-5046	Pulehu Road Pavement Reconstruction	HF	0	1,700	1,700
		CBS-1919	Waiale Road Improvements (Kaohu St to Waiinu Rd)	GB	600	0	600
		CBS-1018	Waiale Road Improvements at Waiinu Road	FD	0	1,832	1,832
	GB			0	0	0	
	HF			100	458	558	
		CBS-1916	Wakea Avenue and Kamehameha Avenue Intersection Improvements	FD	0	2,186	2,186
	GB			250	0	250	
HF	0			547	547		
Sanitation	CBS-5502	Central Maui Landfill Entrance Facility Traffic Improvements	GF	0	500	500	
			GB	50	0	50	
		CBS-5019	Central Maui Landfill Expansion	GB	12,500	0	12,500
		CBS-5493	CML Customer Drop-Off Area Improvements	SW	33	0	33
	GB			67	0	67	
		CBS-5494	CML Extension of Primary Litter Screen and Drainage Improvements	GB	500	0	500
		CBS-2721	CML Operations Facilities	SW	0	5,000	5,000
		CBS-5495	CML Phase VB Extension Leachate Recirculation System	GB	650	0	650
		CBS-3577	CML Storage Facility / Infrastructure	GB	300	0	300
	SW			0	1,500	1,500	
Sewer	CBS-5547	Lower Main Street Sewer Upgrade	GB	2,500	0	2,500	
	CBS-1131	Wailuku-Kahului Environmental Protection Agency (EPA) Compliance Sewer Rehabilitation	WF	4,000	8,000	12,000	
	CBS-1171	Wailuku-Kahului Recycled Water Force Main	GB	500	0	500	
			SRF	0	13,500	13,500	
	CBS-5034	Wailuku-Kahului Recycled Water Pump Station	SRF	0	6,000	6,000	
			WF	600	0	600	
CBS-5033	Wailuku-Kahului Soil Aquifer Treatment (SAT) Basins	GB	0	10,000	10,000		
		WF	1,350	0	1,350		
	CBS-4587	Wailuku-Kahului WWRF Facility Plan	WF	400	0	400	
Water Supply	CBS-1102	Replacement Well for Waiehu Heights Well I (Development Phase)	WU	3,000	10,950	13,950	
	CBS-XXXX	Acquisition of Real Property from Wailuku Water Company, LLC	GB	9,500	0	9,500	
Total Wailuku-Kahului				52,222	120,129	171,991	

Six-Year Capital Program

West Maui

Project Type	CBS No	Project Name	Fund	\$ in 1000's Fiscal Year		6-Yr Total
				2020	2021- 2025	
Drainage	CBS-2315	Napili 4/5 Culvert at Lower Honoapiilani Road	GB	3,910	0	3,910
	CBS-5514	West Maui Drainline Assessment	GB	500	0	500
Parks and Recreation	CBS-2344	West Maui Parks System	GB	0	0	0
			GF	500	2,500	3,000
Road Improvements	CBS-1040	Kahana Nui Bridge Replacement	FD	2,649	0	2,649
			GB	1,076	0	1,076
	CBS-5509	Lower Honoapiilani Road Erosion at Kaopala Bay	GB	600	0	600
			HF	0	3,000	3,000
	CBS-2308	Papalaua Street Traffic Signal Improvements at Wainee Street	FD	1,555	0	1,555
			GB	632	0	632
Sewer	CBS-5548	Lahaina Wastewater Reclamation Facility Emergency Generator Replacement	OG	800	0	800
			WF	200	0	200
	CBS-3576	Lahaina Wastewater Reclamation Facility R-1 Process Expansion	SRF	0	6,000	6,000
			WF	700	0	700
	CBS-1179	Napili Wastewater Pump Station No. 3 Modifications	SRF	0	4,000	4,000
			WF	400	0	400
	CBS-1124	West Maui Recycled Water System Expansion	GB	1,500	0	1,500
			OG	2,422	0	2,422
SRF			9,578	7,000	16,578	
WF			0	0	0	
Water Supply	CBS-1092	West Maui Reliable Capacity	SRF	0	0	0
			WR	0	15,900	15,900
			WU	5,650	8,000	13,650
Total West Maui				32,672	46,400	79,072