

WAILUKU EXECUTIVE CENTER
(EXISTING)

OVERALL BUILDING PLANS

GENERAL NOTES:

- EXTERIOR DIMENSIONS ARE TO FACE OF STUD, FACE OF CONCRETE/MASONRY, COLUMN CENTERLINE, OR CENTERLINE OF WINDOW U.O.N.
- INTERIOR DIMENSIONS ARE TO FACE OF STUD, FACE OF CONCRETE/MASONRY, OR COLUMN CENTERLINE U.O.N.
- DIMENSIONS DESIGNATED AS "CLEAR" SHALL BE MAINTAINED.
- MAINTAIN CONTINUITY OF RATED PARTITIONS AT HEAD AND BOTTOM OF PARTITION AND AT JOINTS WITH DISSIMILAR PARTITIONS WITH LISTED JOINT ASSEMBLIES.
- WHERE TWO DIFFERING PARTITION TYPES ABUT ALONG A CONTINUOUS LINE, THE CONTINUOUS FINISHED SURFACE OF THESE PARTITIONS SHALL ALIGN U.O.N.
- WHERE DOORS ARE NOT SPECIFICALLY LOCATED, PROVIDE A HINGE-SIDE JAMB DIMENSION OF 4" FROM DOOR OPENING TO ADJACENT PERPENDICULAR PARTITION.
- WHERE MECHANICAL DUCTWORK PENETRATES A COMPONENT OF THE FIRE-RATED ASSEMBLY, PROVIDE FIRE AND/OR SMOKE DAMPERS IN ACCORDANCE WITH IBC CHAPTER 7.

LEVEL 2 STALL COUNT

70	STANDARD
27	COMPACT
2	ADA-STANDARD
0	ADA-VAN
19	EV-STANDARD
0	EV-COMPACT
0	EV-ADA
118	TOTAL

LEGEND:

PARKING SYMBOLS

- ☐ COMPACT CAR STALL*
- ♿ ADA STALL*
- ⚡ ELECTRIC VEHICLE STALL*
- # TOTAL NUMBER OF STALLS WITHIN RUN

*SYMBOL AS DASHED LINES INDICATE FUTURE DESIGNATION OF THESE STALLS

WALL TYPES

- W# CONCRETE WALL
- # = THICKNESS (INCHES)

RAILING / FENCE TYPES

- R1 DECORATIVE W/ ILLUMINATED HANDRAIL
- R2 CABLE
- R24 CABLE W/ ILLUMINATED HANDRAIL
- R3 HANDRAIL & POST
- R34 ILLUMINATED HANDRAIL & POST
- R4 VEHICLE BARRIER CABLE W/ WIRE MESH
- R5 VEHICLE BARRIER CABLE W/ METAL SCREEN
- F1 WOODGRAIN ALUMINUM FENCE
- F2 SECURITY FENCE W/ WELDED WIRE MESH

SPECIAL EQUIPMENT

- CG-1 CORNER GUARD
- EV-1 EV CHARGING STATION
- FE-1 FIRE EXTINGUISHER
- FEC-1 FIRE EXTINGUISHER W/ CABINET

KEYPLAN:

GRAPHIC SCALE: [1/16" = 1'-0"]

NORTH ARROW:

FERRARO CHOI

FERRARO CHOI AND ASSOCIATES LTD
ARCHITECTURE / INTERIOR ARCHITECTURE / RESEARCH
1240 A LA MOANA BLVD. STE. 510, HONOLULU, HI 96814
TEL 808.533.8880 FAX 808.599.3769 WWW.FERRAROCIOI.COM

WAILUKU CIVIC COMPLEX
PHASE 1B
100% FINAL DESIGN
[PUYR0010UPJUV0W0P]

OVERALL FLOOR PLAN - LEVEL 2

SHEET TITLE:

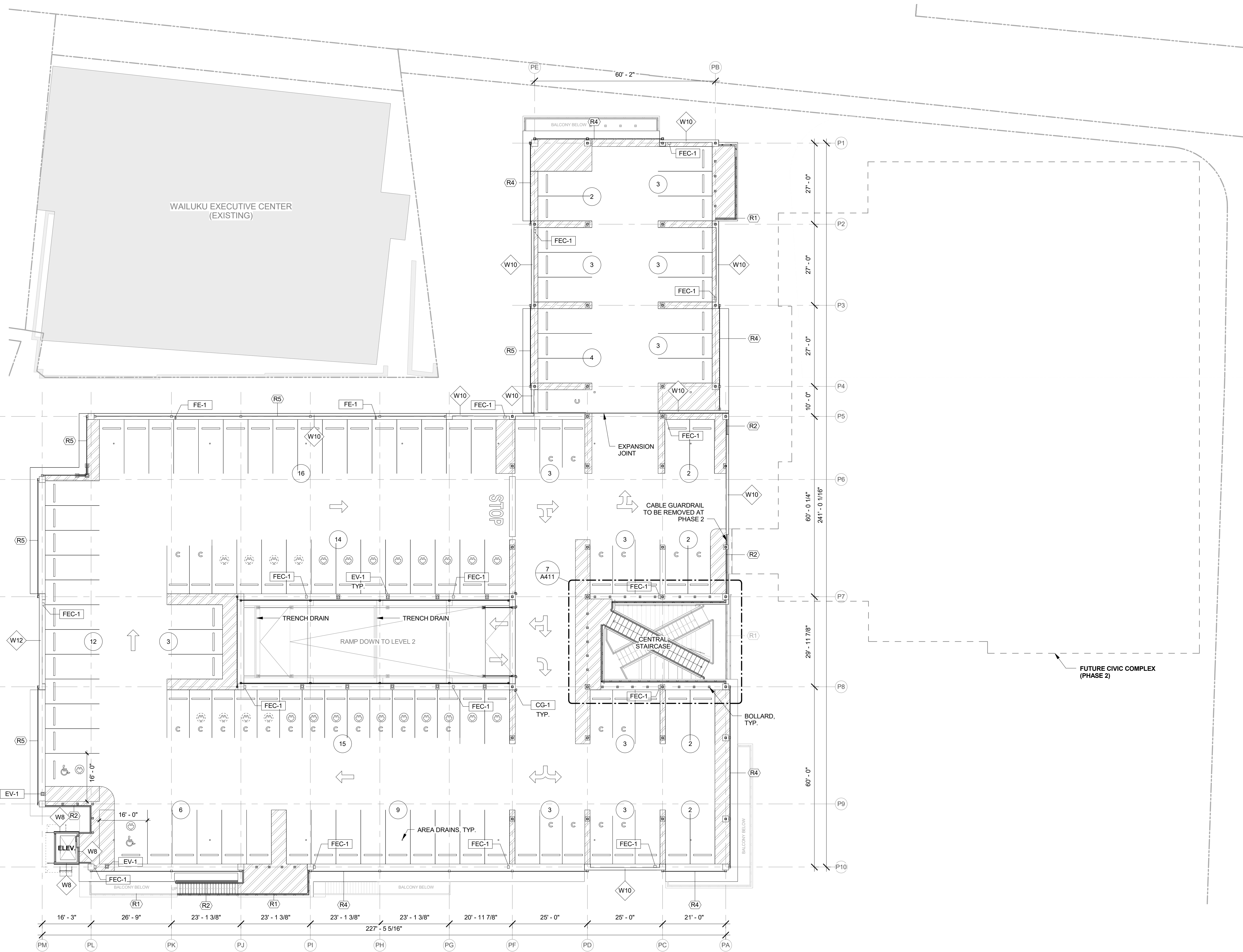
PROJECT: 2017-001
DRAWN: FCA
DATE: 7/25/2019
PHASE: 1B
SHEET: A102
OF SHEETS

REVISIONS:

1	REVISED	7/25/2019
2	REVISED	7/25/2019
3	REVISED	7/25/2019
4	REVISED	7/25/2019
5	REVISED	7/25/2019
6	REVISED	7/25/2019
7	REVISED	7/25/2019
8	REVISED	7/25/2019
9	REVISED	7/25/2019
10	REVISED	7/25/2019
11	REVISED	7/25/2019
12	REVISED	7/25/2019
13	REVISED	7/25/2019
14	REVISED	7/25/2019
15	REVISED	7/25/2019
16	REVISED	7/25/2019
17	REVISED	7/25/2019
18	REVISED	7/25/2019
19	REVISED	7/25/2019
20	REVISED	7/25/2019

CADD FILE:

COPYRIGHT PROTECTED: THIS WORK IS PROTECTED UNDER THE 1990 ARCHITECTURAL WORKS COPYRIGHT PROTECTION ACT



WAILUKU EXECUTIVE CENTER
(EXISTING)

FUTURE CIVIC COMPLEX
(PHASE 2)

OVERALL BUILDING PLANS

GENERAL NOTES:

- EXTERIOR DIMENSIONS ARE TO FACE OF STUD, FACE OF CONCRETE/MASONRY, COLUMN CENTERLINE, OR CENTERLINE OF WINDOW U.O.N.
- INTERIOR DIMENSIONS ARE TO FACE OF STUD, FACE OF CONCRETE/MASONRY, OR COLUMN CENTERLINE U.O.N.
- DIMENSIONS DESIGNATED AS "CLEAR" SHALL BE MAINTAINED.
- MAINTAIN CONTINUITY OF RATED PARTITIONS AT HEAD AND BOTTOM OF PARTITION AND AT JOINTS WITH DISSIMILAR PARTITIONS WITH LISTED JOINT ASSEMBLIES.
- WHERE TWO DIFFERING PARTITION TYPES ABUT ALONG A CONTINUOUS LINE, THE CONTINUOUS FINISHED SURFACE OF THESE PARTITIONS SHALL ALIGN U.O.N.
- WHERE DOORS ARE NOT SPECIFICALLY LOCATED, PROVIDE A HINGE-SIDE JAMB DIMENSION OF 4" FROM DOOR OPENING TO ADJACENT PERPENDICULAR PARTITION.
- WHERE MECHANICAL DUCTWORK PENETRATES A COMPONENT OF THE FIRE-RATED ASSEMBLY, PROVIDE FIRE AND/OR SMOKE DAMPERS IN ACCORDANCE WITH IBC CHAPTER 7.

LEVEL 3 STALL COUNT

76	STANDARD
20	COMPACT
0	ADA-STANDARD
0	ADA-VAN
10	EV-STANDARD
8	EV-COMPACT
2	EV-ADA
116	TOTAL

ALL LEVELS

390	STANDARD
40	EV
430	TOTAL

LEGEND:

PARKING SYMBOLS

- ☐ COMPACT CAR STALL*
- ♿ ADA STALL*
- ⚡ EV STALL*
- # TOTAL NUMBER OF STALLS WITHIN RUN

*SYMBOL AS DASHED LINES INDICATE FUTURE DESIGNATION OF THESE STALLS

WALL TYPES

- ◊# CONCRETE WALL
- # = THICKNESS (INCHES)

RAILING / FENCE TYPES

- (R1) DECORATIVE W/ ILLUMINATED HANDRAIL
- (R2) CABLE
- (R24) CABLE W/ ILLUMINATED HANDRAIL
- (R3) HANDRAIL & POST
- (R34) ILLUMINATED HANDRAIL & POST
- (R4) VEHICLE BARRIER CABLE W/ WIRE MESH
- (R5) VEHICLE BARRIER CABLE W/ METAL SCREEN
- (F1) WOODGRAIN ALUMINUM FENCE
- (F2) SECURITY FENCE W/ WELDED WIRE MESH

SPECIAL EQUIPMENT

- CG-1 CORNER GUARD
- EV-1 EV CHARGING STATION
- FE-1 FIRE EXTINGUISHER
- FEC-1 FIRE EXTINGUISHER W/ CABINET

KEYPLAN:

GRAPHIC SCALE: [1/16" = 1'-0"]

NORTH ARROW:

FERRARO CHOI

FERRARO CHOI AND ASSOCIATES LTD
ARCHITECTURE / INTERIOR ARCHITECTURE / RESEARCH
1240 ALA MOANA BLVD. STE 510, HONOLULU, HI 96814
TEL 808.533.8880 FAX 808.599.3769 www.ferrarochoi.com

WAILUKU CIVIC COMPLEX PHASE 1B
100% FINAL DESIGN
[PUVABUUPUVUWUP]

OVERALL FLOOR PLAN - LEVEL 3

SHEET TITLE:

PROJECT: 2017-001 REVISIONS:

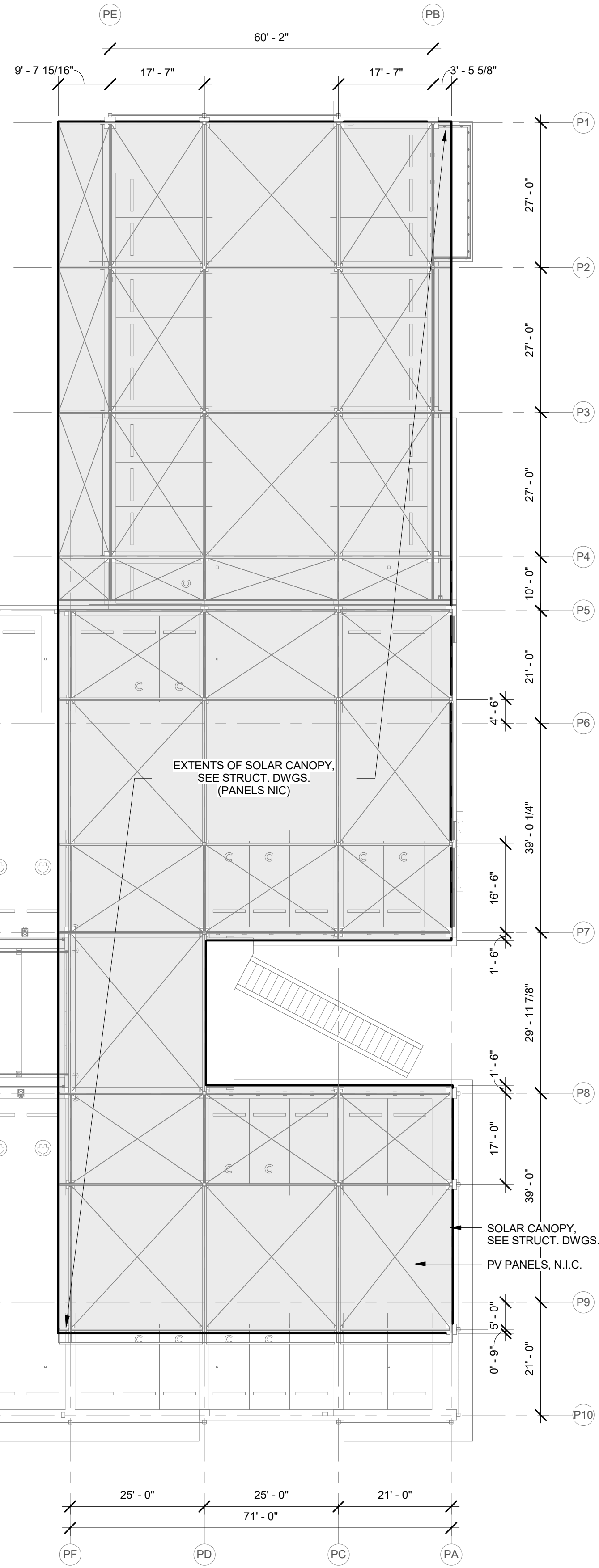

DRAWN: FCA

DATE: 7/25/2019

PHASE: 1B SHEET: A103 OF SHEETS

CADD FILE:

COPYRIGHT PROTECTED: THIS WORK IS PROTECTED UNDER THE 1990 ARCHITECTURAL WORKS COPYRIGHT PROTECTION ACT



OVERALL BUILDING PLANS

GENERAL NOTES:

- EXTERIOR DIMENSIONS ARE TO FACE OF STUD, FACE OF CONCRETE MASONRY, COLUMN CENTERLINE, OR CENTERLINE OF WINDOW U.O.N.
- INTERIOR DIMENSIONS ARE TO FACE OF STUD, FACE OF CONCRETE MASONRY, OR COLUMN CENTERLINE U.O.N.
- DIMENSIONS DESIGNATED AS "CLEAR" SHALL BE MAINTAINED.
- MAINTAIN CONTINUITY OF RATED PARTITIONS AT HEAD AND BOTTOM OF PARTITION AND AT JOINTS WITH DISSIMILAR PARTITIONS WITH LISTED JOINT ASSEMBLIES.
- WHERE TWO DIFFERING PARTITION TYPES ABUT ALONG A CONTINUOUS LINE, THE CONTINUOUS FINISHED SURFACE OF THESE PARTITIONS SHALL ALIGN U.O.N.
- WHERE DOORS ARE NOT SPECIFICALLY LOCATED, PROVIDE A HINGE-SIDE JAMB DIMENSION OF 4" FROM DOOR OPENING TO ADJACENT PERPENDICULAR PARTITION.
- WHERE MECHANICAL DUCTWORK PENETRATES A COMPONENT OF THE FIRE-RATED ASSEMBLY, PROVIDE FIRE AND/OR SMOKE DAMPERS IN ACCORDANCE WITH IBC CHAPTER 7.

LEGEND:

PARKING SYMBOLS

- COMPACT CAR STALL*
- ADA STALL*
- ELECTRIC VEHICLE STALL*
- TOTAL NUMBER OF STALLS WITHIN RUN

*SYMBOL AS DASHED LINES INDICATE FUTURE DESIGNATION OF THESE STALLS

WALL TYPES

- # CONCRETE WALL
- = THICKNESS (INCHES)

RAILING / FENCE TYPES

- R1 DECORATIVE W/ ILLUMINATED HANDRAIL
- R2 CABLE
- R2-4 CABLE W/ ILLUMINATED HANDRAIL
- R3 HANDRAIL & POST
- R3-4 ILLUMINATED HANDRAIL & POST
- R4 VEHICLE BARRIER CABLE W/ WIRE MESH
- R5 VEHICLE BARRIER CABLE W/ METAL SCREEN
- F1 WOODGRAIN ALUMINUM FENCE
- F2 SECURITY FENCE W/ WELDED WIRE MESH

SPECIAL EQUIPMENT

- CG-1 CORNER GUARD
- EV-1 EV CHARGING STATION
- FE-1 FIRE EXTINGUISHER
- FEC-1 FIRE EXTINGUISHER W/ CABINET

KEYPLAN:

GRAPHIC SCALE: [1/16" = 1'-0"]

NORTH ARROW:

FERRARO CHOI

FERRARO CHOI AND ASSOCIATES LTD
ARCHITECTURE / INTERIOR ARCHITECTURE / RESEARCH
1240 ALA MOANA BLVD. STE. 510, HONOLULU, HI 96814
TEL 808.533.8880 FAX 808.599.3769 www.ferrarchoi.com

SIGNATURE: _____
LICENSE EXPIRATION DATE: 4/30/20
THIS WORK WAS PREPARED BY ME OR UNDER MY CLOSE PERSONAL SUPERVISION AND I AM A LICENSED ARCHITECT UNDER THE BOARD OF ARCHITECTURE AND CONSUMER AFFAIRS.

WAILUKU CIVIC COMPLEX PHASE 1B
100% FINAL DESIGN
[PUNAHOU] [UJIP] [UJW] [UJWP]

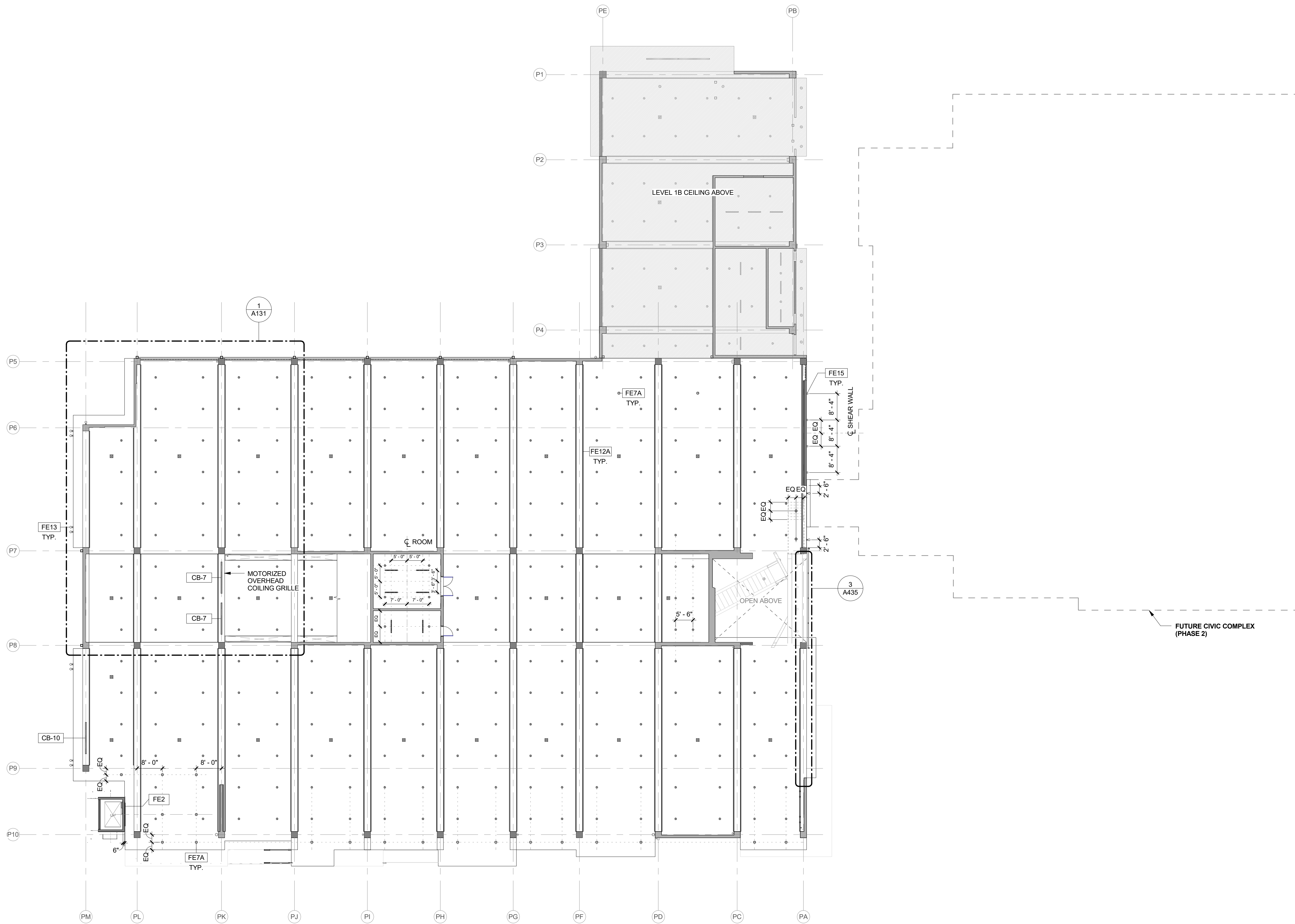
SHEET TITLE:
OVERALL FLOOR PLAN - ROOF LEVEL

CADD FILE:

PROJECT: 2017-001
DRAWN: FCA
DATE: 7/25/2019
PHASE: SHEET: 1B A104 OF SHEETS

REVISIONS:

1	DATE	DESCRIPTION



REFLECTED CEILING PLAN

GENERAL NOTES:

- REFLECTED CEILING PLANS INDICATE CEILING HEIGHTS AND LOCATION OF LIGHT FIXTURES, DIFFUSERS, DEVICES, AND SIMILAR ITEMS. REFER TO ENGINEERING DRAWINGS FOR ADDITIONAL INFORMATION REGARDING ELECTRICAL, HVAC, FIRE SPRINKLER HEADS AND LIFE SAFETY DEVICES. IN THE EVENT OF A DISCREPANCY BETWEEN THE ARCHITECT'S REFLECTED CEILING PLAN AND THE ENGINEERS' PLANS, SEEK CLARIFICATION FROM THE ARCHITECT BEFORE PROCEEDING WITH WORK.
- COORDINATE ALL TRADES INVOLVED IN THE CEILING WORK TO ENSURE CLEARANCE FOR FIXTURES, DUCTS, PIPING, CEILING SUSPENSION SYSTEMS, ETC. NECESSARY TO MAINTAIN THE CEILING HEIGHTS INDICATED.
- ACCESS PANELS NOT SHOWN, BUT REQUIRED BY PLUMBING, MECHANICAL, OR ELECTRICAL SYSTEMS, SHALL BE REVIEWED WITH ARCHITECT FOR LOCATION.
- LIGHT FIXTURES, SPRINKLER HEADS, AND OTHER CEILING DEVICES SHALL BE EQUALLY SPACED AND ALIGNED WITH ADJACENT ELEMENTS, U.O.N.
- ALL CONCRETE SURFACES TO BE PAINTED PT-1, U.O.N.
- LEVEL 1A PARKING CEILING TO BE PAINTED PT-2
- LEVEL 1B PARKING CEILING TO BE PAINTED PT-3
- LEVEL 2 PARKING CEILING TO BE PAINTED PT-4
- LEVEL 3 PARKING ELEMENTS TO BE PAINTED PT-5 WHEN NOTED

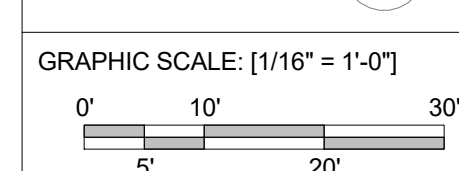
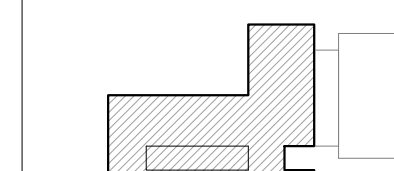
REFLECTED CEILING PLAN LEGEND:

- FE1 SURFACE MOUNTED LIGHT FIXTURE*
- FE77A DOWN LIGHT*
- FE9 SPOT LIGHT*
- FE12 LINEAR LED FIXTURE*
- FE13 FLOOD LIGHT* (TO BE MOUNTED TO UNDERSIDE OF SLAB U.O.N.)

*REFER TO ELECTRICAL DRAWINGS

- CB-7 CLEARANCE BAR 7'
- CB-10 CLEARANCE BAR 10'
- CB-12 CLEARANCE BAR 12'
- UPRIGHT SPRINKLER HEAD
- AREA DRAIN

KEYPLAN:



NORTH ARROW:

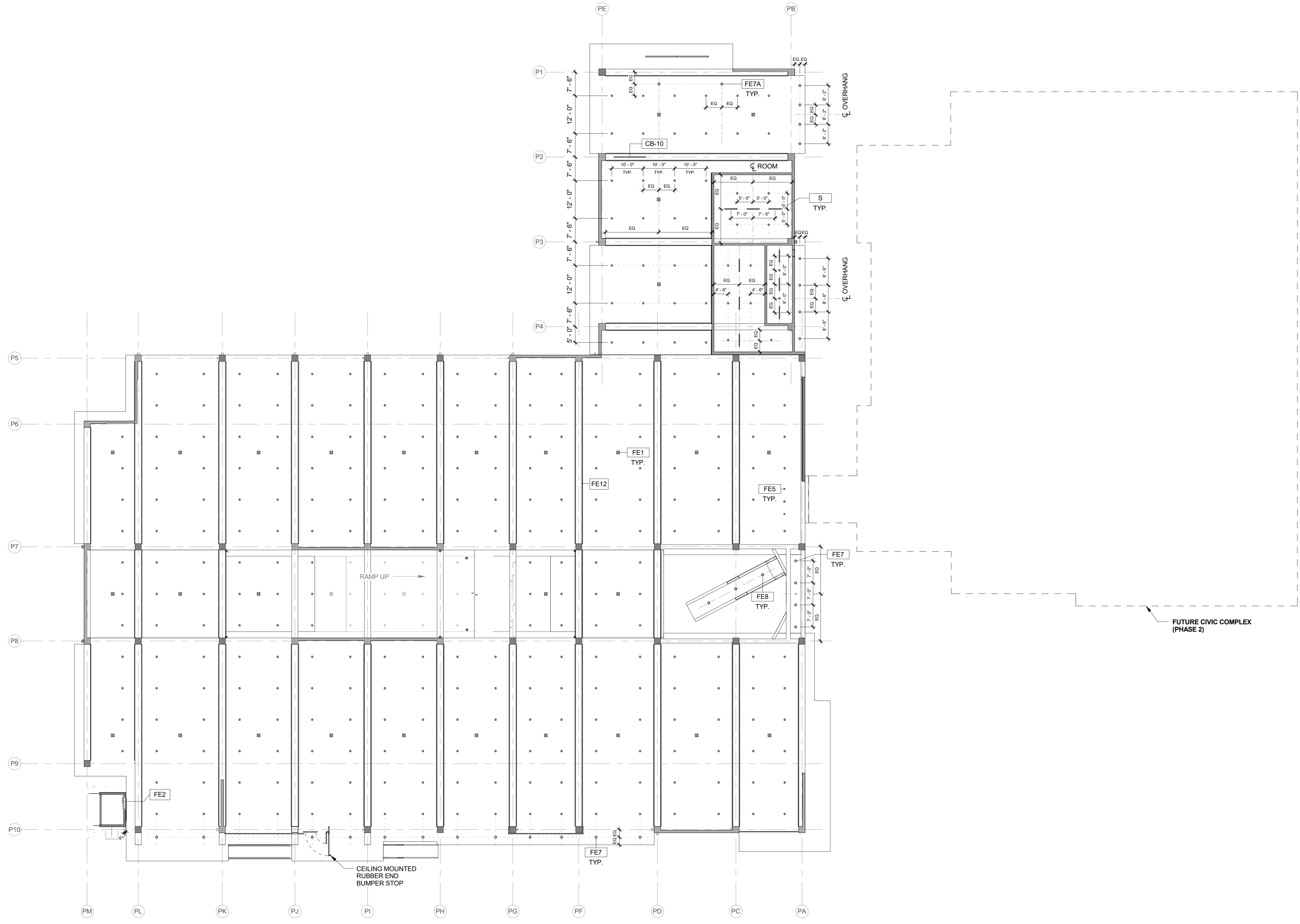
FERRARO CHOI
 FERRARO CHOI AND ASSOCIATES LTD
 ARCHITECTURE / INTERIOR ARCHITECTURE / RESEARCH
 1240 A LA MOANA BLVD. STE 510, HONOLULU, HI 96814
 TEL 808.533.8880 FAX 808.599.3769 www.ferrarochoi.com

WAILUKU CIVIC COMPLEX PHASE 1B
 100% FINAL DESIGN

OVERALL REFLECTED CEILING PLAN - LEVEL 1A

PROJECT:	2017-001
DRAWN:	FCA
DATE:	7/25/2019
PHASE:	1B
SHEET:	A121A
OF SHEETS:	OF

COPYRIGHT PROTECTED: THIS WORK IS PROTECTED UNDER THE 1990 ARCHITECTURAL WORKS COPYRIGHT PROTECTION ACT



REFLECTED CEILING PLAN

GENERAL NOTES:

- REFLECTED CEILING PLANS INDICATE CEILING HEIGHTS AND LOCATION OF LIGHT FIXTURES, DIFFUSERS, DEVICES, AND SIMILAR ITEMS. REFER TO ENGINEERING DRAWINGS FOR ADDITIONAL INFORMATION REGARDING ELECTRICAL, HVAC, FIRE SPRINKLER HEADS AND LIFE SAFETY DEVICES. IN THE EVENT OF A DISCREPANCY BETWEEN THE ARCHITECT'S REFLECTED CEILING PLAN AND THE ENGINEERS' PLANS, SEEK CLARIFICATION FROM THE ARCHITECT BEFORE PROCEEDING WITH WORK.
- COORDINATE ALL TRADES INVOLVED IN THE CEILING WORK TO ENSURE CLEARANCE FOR FIXTURES, DUCTS, PIPING, CEILING SUSPENSION SYSTEMS, ETC. NECESSARY TO MAINTAIN THE CEILING HEIGHTS INDICATED.
- ACCESS PANELS NOT SHOWN, BUT REQUIRED BY PLUMBING, MECHANICAL, OR ELECTRICAL SYSTEMS, SHALL BE REVIEWED WITH ARCHITECT FOR LOCATION.
- LIGHT FIXTURES, SPRINKLER HEADS, AND OTHER CEILING DEVICES SHALL BE EQUALLY SPACED AND ALIGNED WITH ADJACENT ELEMENTS, U.O.N.
- ALL CONCRETE SURFACES TO BE PAINTED PT-1, U.O.N.
- LEVEL 1A PARKING CEILING TO BE PAINTED PT-2
- LEVEL 1B PARKING CEILING TO BE PAINTED PT-3
- LEVEL 2 PARKING CEILING TO BE PAINTED PT-4
- LEVEL 3 PARKING ELEMENTS TO BE PAINTED PT-5 WHEN NOTED

- REFLECTED CEILING PLAN LEGEND:**
- FE1 SURFACE MOUNTED LIGHT FIXTURE*
 - FE7/7A DOWN LIGHT*
 - ← FE9 SPOT LIGHT*
 - ▬ FE12 LINEAR LED FIXTURE*
 - ⊙ FE13 FLOOD LIGHT* (TO BE MOUNTED TO UNDERSIDE OF SLAB U.O.N.)
- *REFER TO ELECTRICAL DRAWINGS
- ▬ CB-7 CLEARANCE BAR 7'
 - ▬ CB-10 CLEARANCE BAR 10'
 - ▬ CB-12 CLEARANCE BAR 12'
- ⊙ UPRIGHT SPRINKLER HEAD
 - AREA DRAIN

KEYPLAN:

GRAPHIC SCALE: [1/16" = 1'-0"]

NORTH ARROW:

FERRARO CHOI

FERRARO CHOI AND ASSOCIATES LTD
ARCHITECTURE / INTERIOR ARCHITECTURE / RESEARCH
1240 A LA MOANA BLVD. STE. 510, HONOLULU, HI 96814
TEL 808.533.8880 FAX 808.599.3769 www.ferrarochoi.com

WAILUKU CIVIC COMPLEX PHASE 1B

100% FINAL DESIGN

1B A121B

OVERALL REFLECTED CEILING PLAN - LEVEL 1B

CADD FILE:

PROJECT: 2017-001

DRAWN: FCA

DATE: 7/25/2019

PHASE: 1B

REVISIONS:

2017-001

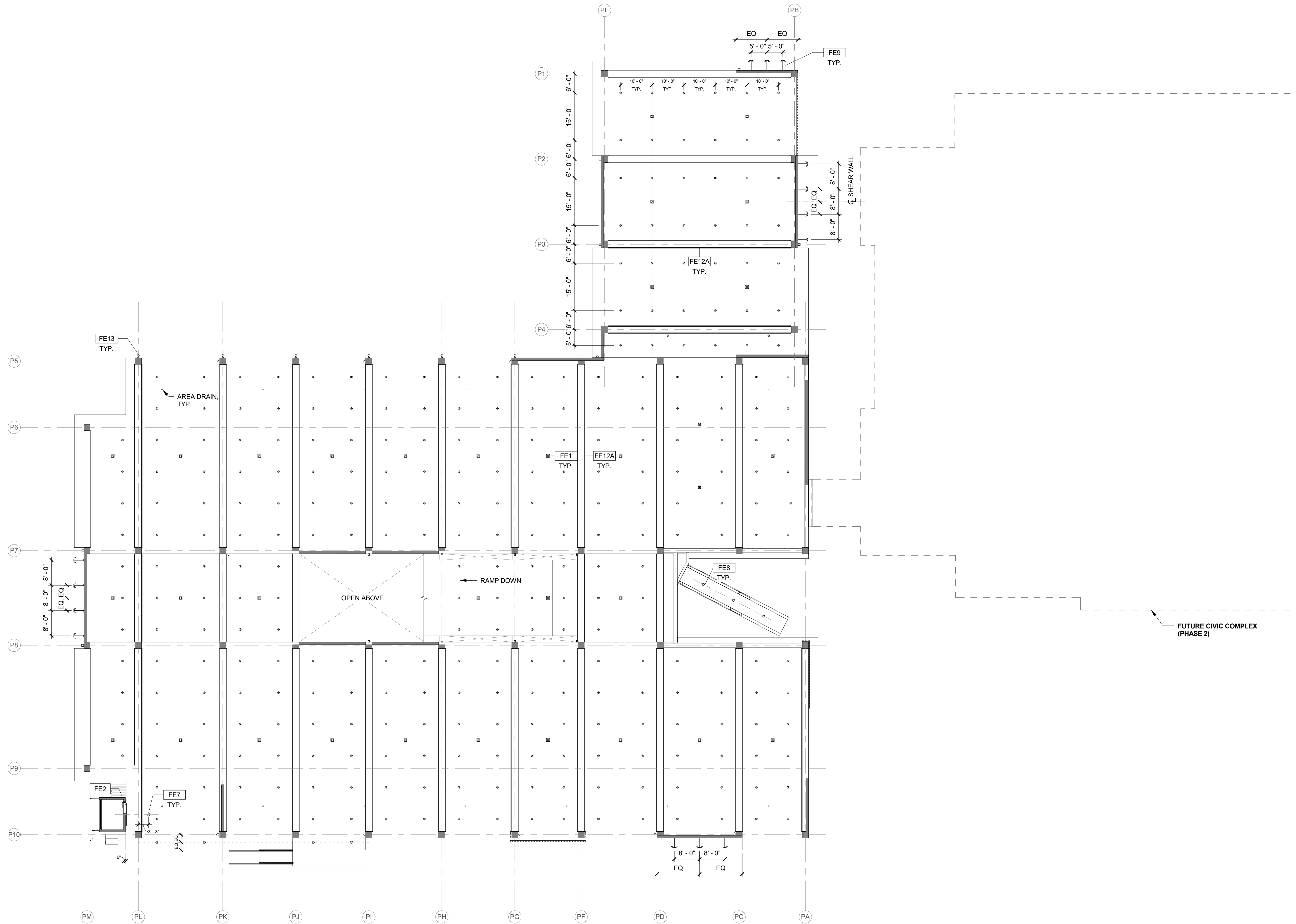
1

SHEET TITLE:

OVERALL REFLECTED CEILING PLAN - LEVEL 1B

SHEETS

OF



REFLECTED CEILING PLAN

GENERAL NOTES:

- REFLECTED CEILING PLANS INDICATE CEILING HEIGHTS AND LOCATION OF LIGHT FIXTURES, DIFFUSERS, DEVICES, AND SIMILAR ITEMS. REFER TO ENGINEERING DRAWINGS FOR ADDITIONAL INFORMATION REGARDING ELECTRICAL, HVAC, FIRE SPRINKLER HEADS AND LIFE SAFETY DEVICES. IN THE EVENT OF A DISCREPANCY BETWEEN THE ARCHITECT'S REFLECTED CEILING PLAN AND THE ENGINEERS' PLANS, SEEK CLARIFICATION FROM THE ARCHITECT BEFORE PROCEEDING WITH WORK.
- COORDINATE ALL TRADES INVOLVED IN THE CEILING WORK TO ENSURE CLEARANCE FOR FIXTURES, DUCTS, PIPING, CEILING SUSPENSION SYSTEMS, ETC. NECESSARY TO MAINTAIN THE CEILING HEIGHTS INDICATED.
- ACCESS PANELS NOT SHOWN, BUT REQUIRED BY PLUMBING, MECHANICAL, OR ELECTRICAL SYSTEMS, SHALL BE REVIEWED WITH ARCHITECT FOR LOCATION.
- LIGHT FIXTURES, SPRINKLER HEADS, AND OTHER CEILING DEVICES SHALL BE EQUALLY SPACED AND ALIGNED WITH ADJACENT ELEMENTS, U.O.N.
- ALL CONCRETE SURFACES TO BE PAINTED PT-1, U.O.N.
- LEVEL 1A PARKING CEILING TO BE PAINTED PT-2
- LEVEL 1B PARKING CEILING TO BE PAINTED PT-3
- LEVEL 2 PARKING CEILING TO BE PAINTED PT-4
- LEVEL 3 PARKING ELEMENTS TO BE PAINTED PT-5 WHEN NOTED

REFLECTED CEILING PLAN LEGEND:

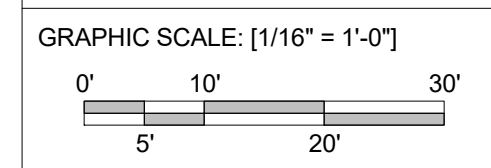
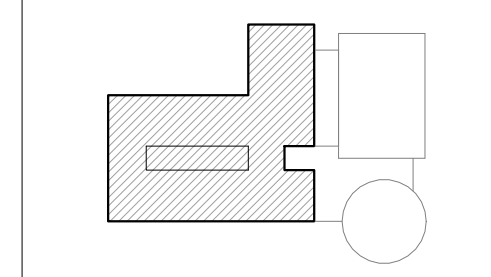
- FE1 SURFACE MOUNTED LIGHT FIXTURE*
- FE7/7A DOWN LIGHT*
- ← FE9 SPOT LIGHT*
- ▬ FE12 LINEAR LED FIXTURE*
- ⊙ FE13 FLOOD LIGHT* (TO BE MOUNTED TO UNDERSIDE OF SLAB U.O.N.)

*REFER TO ELECTRICAL DRAWINGS

- ▬ CB-7 CLEARANCE BAR 7'
- ▬ CB-10 CLEARANCE BAR 10'
- ▬ CB-12 CLEARANCE BAR 12'

- ⊙ UPRIGHT SPRINKLER HEAD
- AREA DRAIN

KEYPLAN:



NORTH ARROW:

FERRARO CHOI

FERRARO CHOI AND ASSOCIATES LTD
 ARCHITECTURE / INTERIOR ARCHITECTURE / RESEARCH
 1240 A LA MOANA BLVD. STE 510, HONOLULU, HI 96814
 TEL 808.533.8880 FAX 808.599.3769 www.ferrarochoi.com

SIGNATURE: _____
 LICENSE EXPIRATION DATE: 4/30/20
 THIS WORK WAS PREPARED BY ME OR UNDER MY SUPERVISION AND I AM A LICENSED PROFESSIONAL ARCHITECT UNDER THE BOARD OF ARCHITECTURE AND CONSUMER AFFAIRS.

WAILUKU CIVIC COMPLEX PHASE 1B

100% FINAL DESIGN

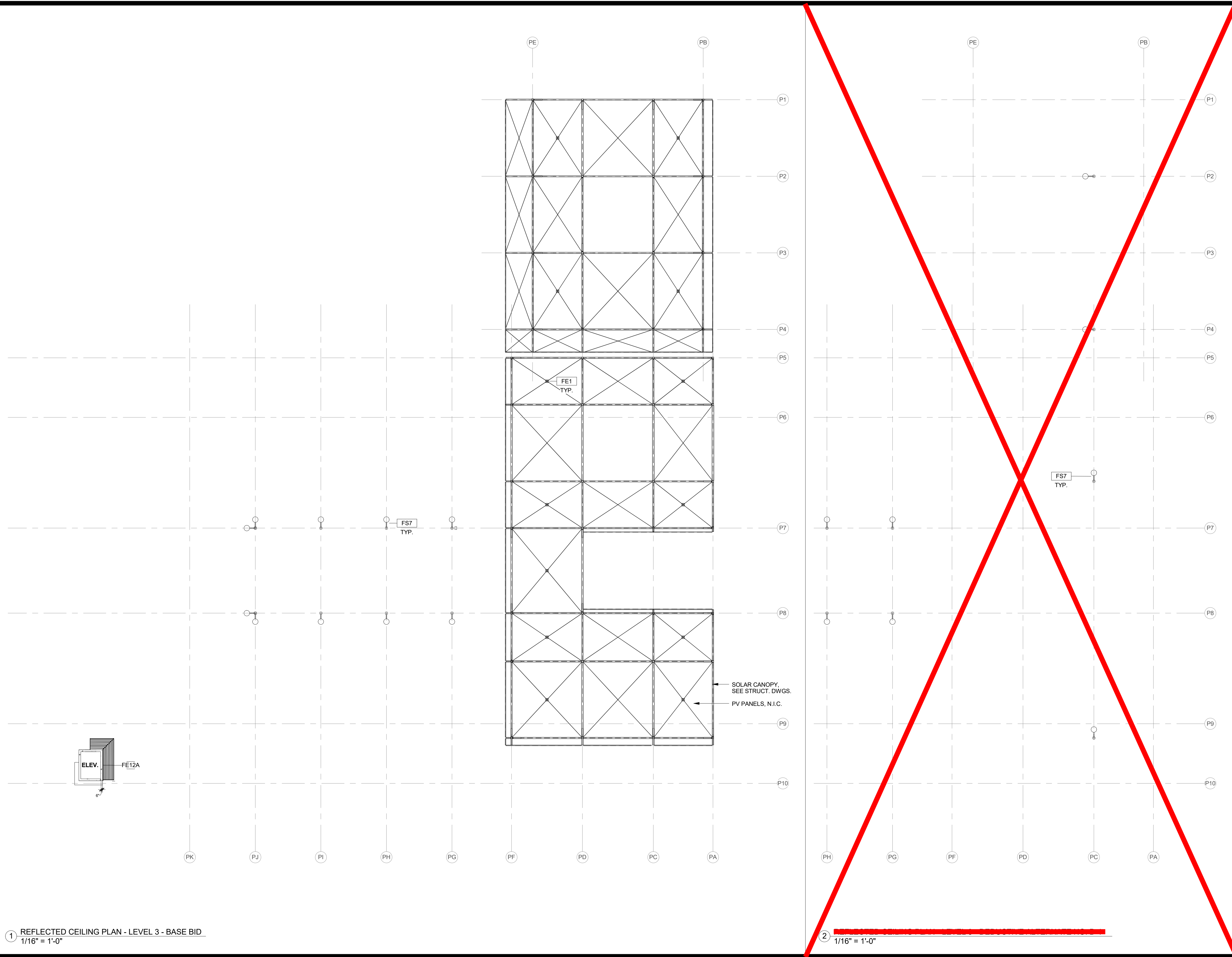
OVERALL REFLECTED CEILING PLAN - LEVEL 2

CADD FILE: [PUYAR0010UPJUVJW001P]

SHEET TITLE: OVERALL REFLECTED CEILING PLAN - LEVEL 2

CADD FILE: [PUYAR0010UPJUVJW001P]

PROJECT:	2017-001
DRAWN:	FCA
DATE:	7/25/2019
PHASE:	1B
SHEET:	A122
OF SHEETS:	OF



1 REFLECTED CEILING PLAN - LEVEL 3 - BASE BID
1/16" = 1'-0"

2 REFLECTED CEILING PLAN - LEVEL 3 - BASE BID
1/16" = 1'-0"

REFLECTED CEILING PLAN

GENERAL NOTES:

- REFLECTED CEILING PLANS INDICATE CEILING HEIGHTS AND LOCATION OF LIGHT FIXTURES, DIFFUSERS, DEVICES, AND SIMILAR ITEMS. REFER TO ENGINEERING DRAWINGS FOR ADDITIONAL INFORMATION REGARDING ELECTRICAL, HVAC, FIRE SPRINKLER HEADS AND LIFE SAFETY DEVICES. IN THE EVENT OF A DISCREPANCY BETWEEN THE ARCHITECT'S REFLECTED CEILING PLAN AND THE ENGINEERS' PLANS, SEEK CLARIFICATION FROM THE ARCHITECT BEFORE PROCEEDING WITH WORK.
- COORDINATE ALL TRADES INVOLVED IN THE CEILING WORK TO ENSURE CLEARANCE FOR FIXTURES, DUCTS, PIPING, CEILING SUSPENSION SYSTEMS, ETC. NECESSARY TO MAINTAIN THE CEILING HEIGHTS INDICATED.
- ACCESS PANELS NOT SHOWN, BUT REQUIRED BY PLUMBING, MECHANICAL, OR ELECTRICAL SYSTEMS, SHALL BE REVIEWED WITH ARCHITECT FOR LOCATION.
- LIGHT FIXTURES, SPRINKLER HEADS, AND OTHER CEILING DEVICES SHALL BE EQUALLY SPACED AND ALIGNED WITH ADJACENT ELEMENTS, U.O.N.
- ALL CONCRETE SURFACES TO BE PAINTED PT-1, U.O.N.
- LEVEL 1A PARKING CEILING TO BE PAINTED PT-2
- LEVEL 1B PARKING CEILING TO BE PAINTED PT-3
- LEVEL 2 PARKING CEILING TO BE PAINTED PT-4
- LEVEL 3 PARKING ELEMENTS TO BE PAINTED PT-5 WHEN NOTED

REFLECTED CEILING PLAN LEGEND:

- FE1 SURFACE MOUNTED LIGHT FIXTURE*
- FE7/7A DOWN LIGHT*
- FE9 SPOT LIGHT*
- FE12 LINEAR LED FIXTURE*
- FE13 FLOOD LIGHT* (TO BE MOUNTED TO UNDERSIDE OF SLAB U.O.N.)

*REFER TO ELECTRICAL DRAWINGS

- CB-7 CLEARANCE BAR 7'
- CB-10 CLEARANCE BAR 10'
- CB-12 CLEARANCE BAR 12'

- UPRIGHT SPRINKLER HEAD
- AREA DRAIN

KEYPLAN:

GRAPHIC SCALE: [1/16" = 1'-0"]

0' 10' 30'
5' 20'

NORTH ARROW:

FERRARO CHOI

FERRARO CHOI AND ASSOCIATES LTD
ARCHITECTURE / INTERIOR ARCHITECTURE / RESEARCH
1240 ALA MOANA BLVD, STE 510, HONOLULU, HI 96814
TEL 808.533.8880 FAX 808.599.3769 www.ferrarchoi.com

WAILUKU CIVIC COMPLEX PHASE 1B
100% FINAL DESIGN
[Signature]

OVERALL REFLECTED CEILING PLAN - LEVEL 3
CADD FILE:

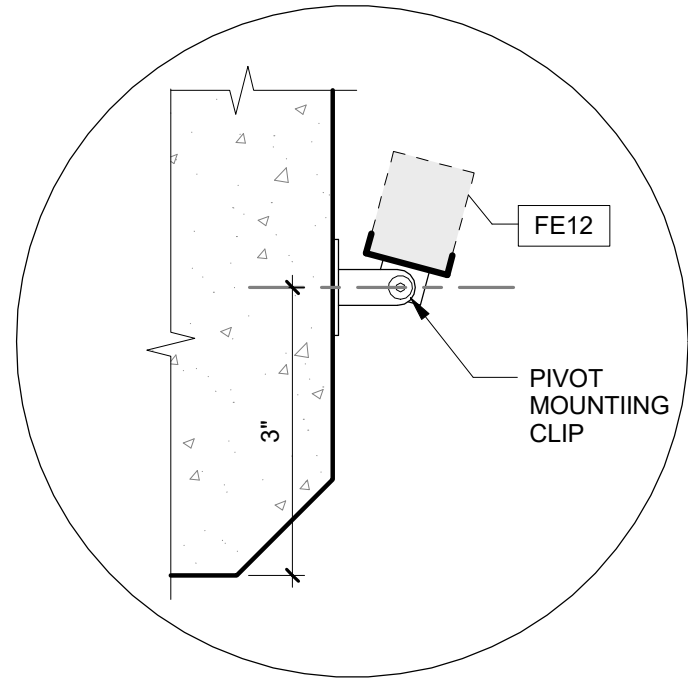
PROJECT: 2017-001
DRAWN: FCA
DATE: 7/25/2019
PHASE: 1B
SHEET: A123
OF SHEETS: OF

REVISIONS:
▲▲▲▲▲▲▲▲

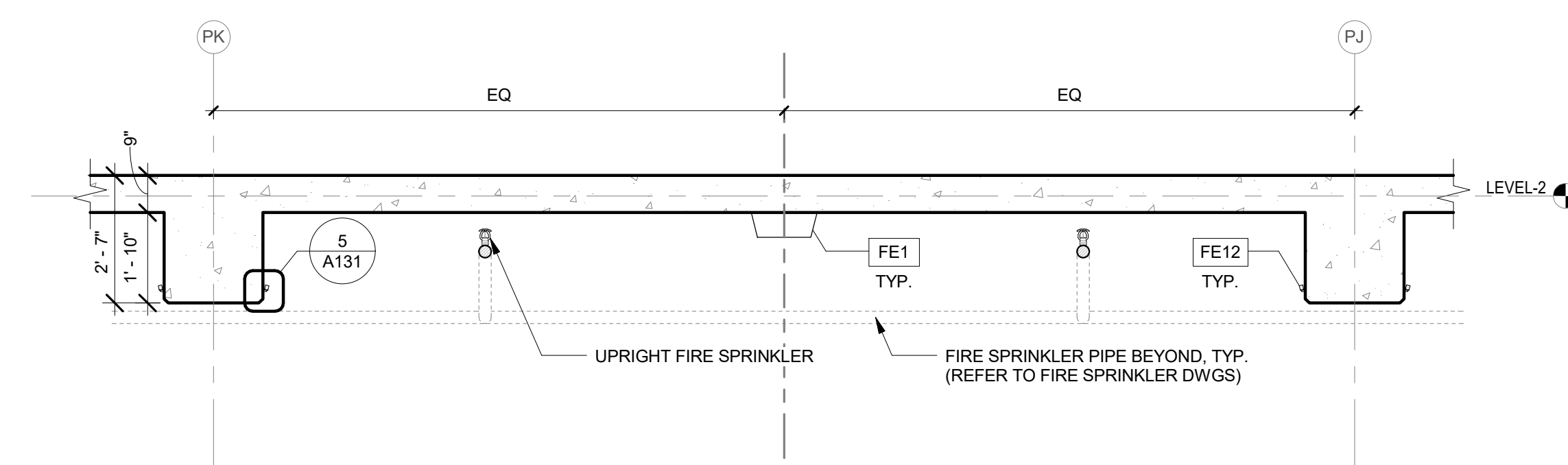
SHEET TITLE:
OVERALL REFLECTED CEILING PLAN - LEVEL 3

1B A123 OF SHEETS

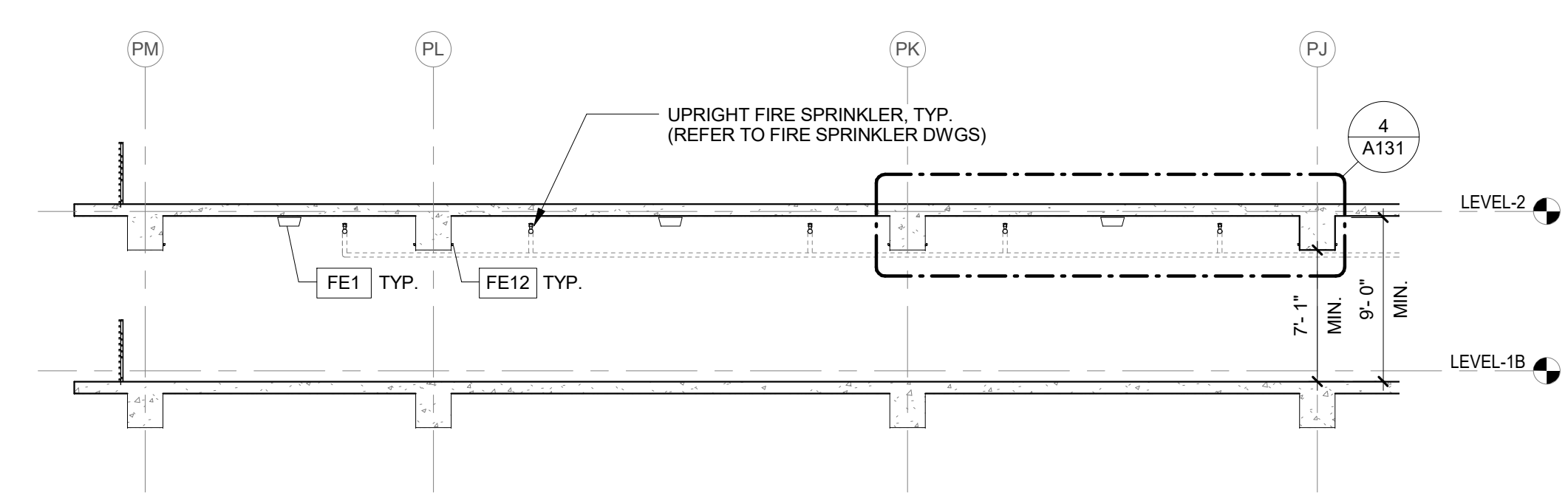
COPYRIGHT PROTECTED: THIS WORK IS PROTECTED UNDER THE 1990 ARCHITECTURAL WORKS COPYRIGHT PROTECTION ACT



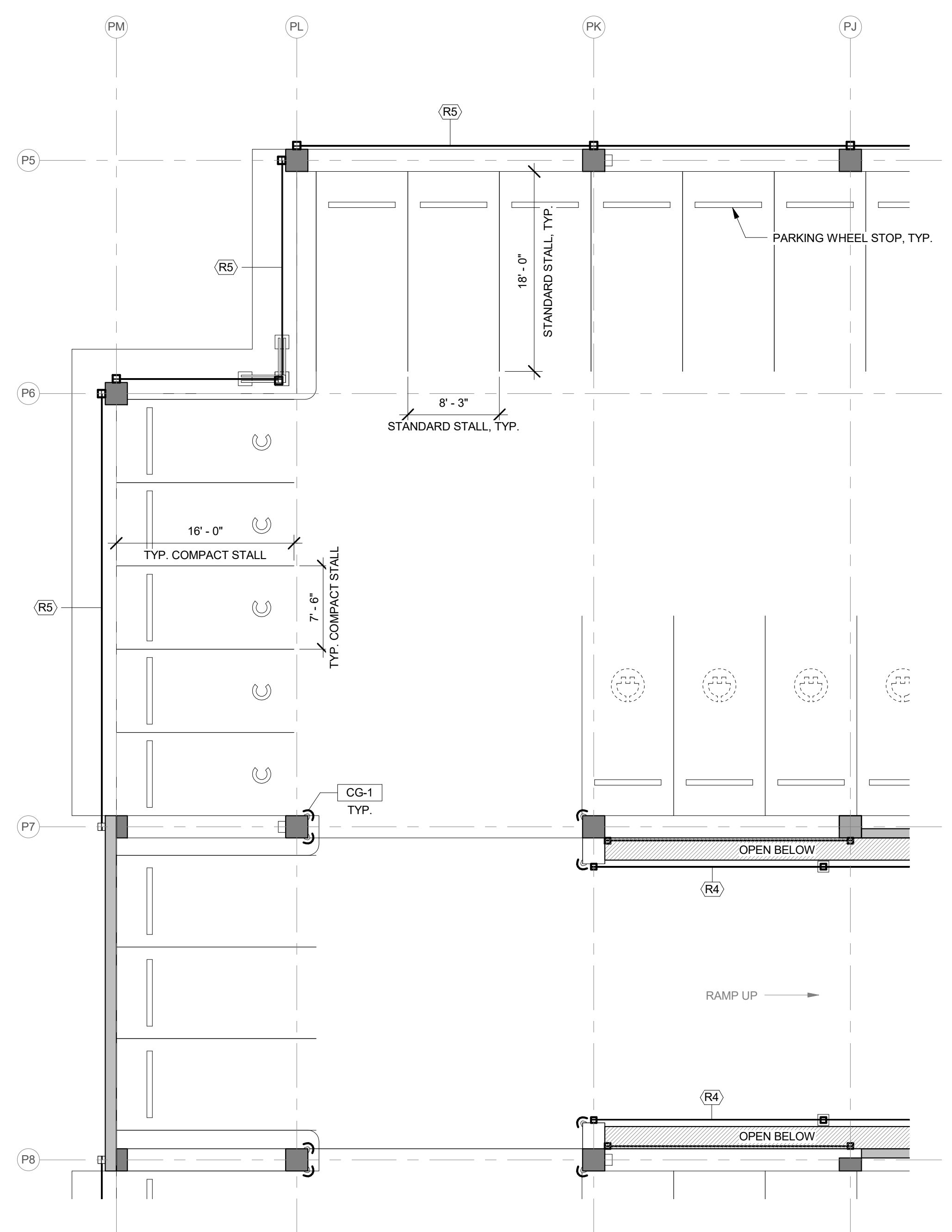
5 LIGHT FIXTURE @ BEAMS
6" = 1'-0"



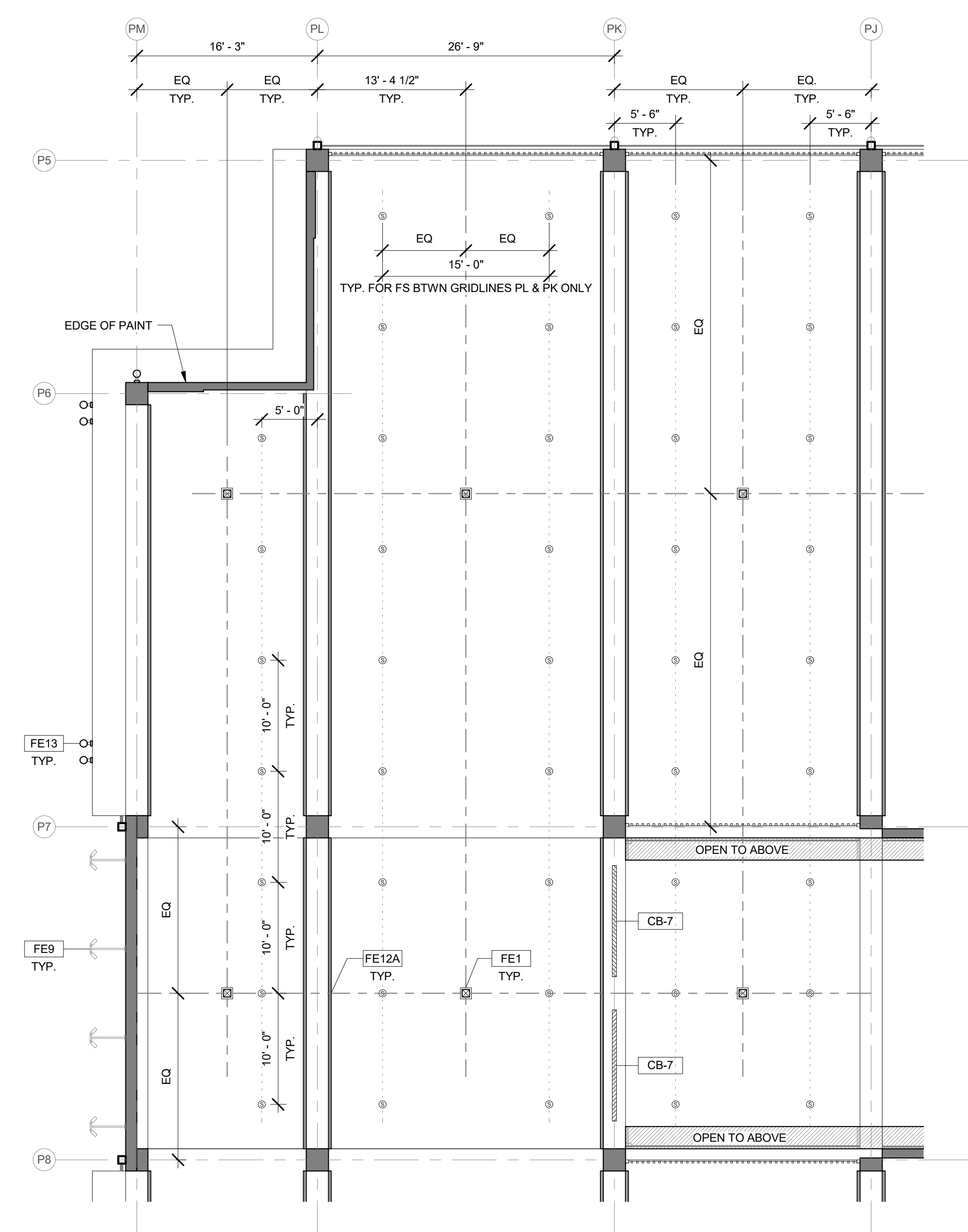
4 ENLARGED SECTION
3/8" = 1'-0"



3 SECTION
1/8" = 1'-0"



2 FLOOR PLAN
1/8" = 1'-0"



1 REFLECTED CEILING PLAN
1/8" = 1'-0"

ENLARGED REFLECTED CEILING PLAN

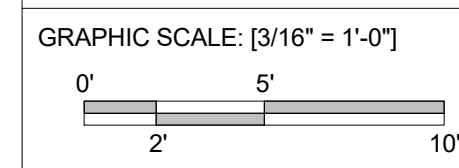
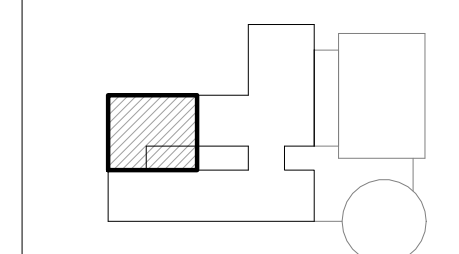
GENERAL NOTES:

- REFLECTED CEILING PLANS INDICATE CEILING HEIGHTS AND LOCATION OF LIGHT FIXTURES, DIFFUSERS, DEVICES, AND SIMILAR ITEMS. REFER TO ENGINEERING DRAWINGS FOR ADDITIONAL INFORMATION REGARDING ELECTRICAL, HVAC, FIRE SPRINKLER HEADS AND LIFE SAFETY DEVICES. IN THE EVENT OF A DISCREPANCY BETWEEN THE ARCHITECT'S REFLECTED CEILING PLAN AND THE ENGINEERS' PLANS, SEEK CLARIFICATION FROM THE ARCHITECT BEFORE PROCEEDING WITH WORK.
- COORDINATE ALL TRADES INVOLVED IN THE CEILING WORK TO ENSURE CLEARANCE FOR FIXTURES, DUCTS, PIPING, CEILING SUSPENSION SYSTEMS, ETC. NECESSARY TO MAINTAIN THE CEILING HEIGHTS INDICATED.
- ACCESS PANELS NOT SHOWN, BUT REQUIRED BY PLUMBING, MECHANICAL, OR ELECTRICAL SYSTEMS, SHALL BE REVIEWED WITH ARCHITECT FOR LOCATION.
- LIGHT FIXTURES, SPRINKLER HEADS, AND OTHER CEILING DEVICES SHALL BE EQUALLY SPACED AND ALIGNED WITH ADJACENT ELEMENTS AND CENTERED ON CEILING TILE. U.O.N.
- PAINT ALL CONCRETE SURFACES.

REFLECTED CEILING PLAN LEGEND:

- FE1 SURFACE MOUNTED LIGHT FIXTURE*
 - FE7/7A DOWN LIGHT*
 - ← FE9 SPOT LIGHT*
 - ▬ FE12 LINEAR LED FIXTURE*
 - ⊗ FE13 FLOOD LIGHT* (TO BE MOUNTED TO UNDERSIDE OF SLAB U.O.N.)
 - ⊙ UPRIGHT SPRINKLER HEAD
 - AREA DRAIN
- * REFER TO ELECTRICAL DRAWINGS
- ▬ CB-7 CLEARANCE BAR 7'
 - ▬ CB-10 CLEARANCE BAR 10'
 - ▬ CB-12 CLEARANCE BAR 12'

KEYPLAN:



NORTH ARROW:

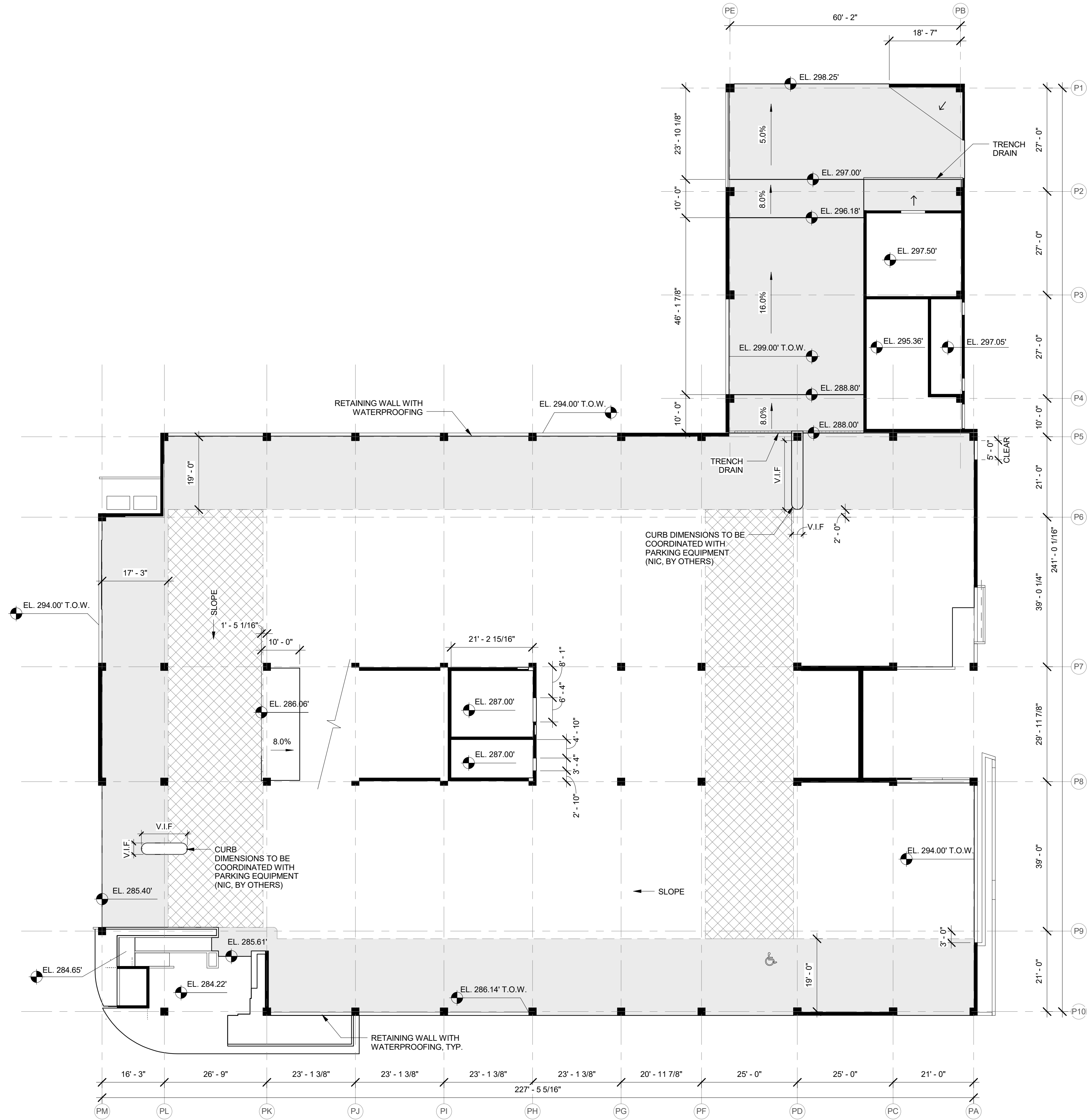
FERRARO CHOI
FERRARO CHOI AND ASSOCIATES LTD
ARCHITECTURE / INTERIOR ARCHITECTURE / RESEARCH
1240 A LA MOANA BLVD. STE 510, HONOLULU, HI 96814
TEL 808.533.8880 FAX 808.599.3769 www.ferrarchoi.com

WAILUKU CIVIC COMPLEX PHASE 1B
100% FINAL DESIGN
[Signature]

SHEET TITLE:
PARKING GARAGE - TYPICAL BAY DETAILS
CADD FILE:

PROJECT:	2017-001
DRAWN:	FCA
DATE:	7/25/2019
PHASE:	1B
SHEET:	A131
OF SHEETS:	

COPYRIGHT PROTECTED: THIS WORK IS PROTECTED UNDER THE 1990 ARCHITECTURAL WORKS COPYRIGHT PROTECTION ACT



OVERALL SLAB PLANS

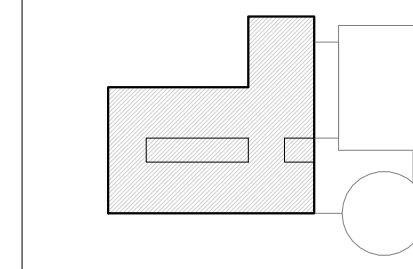
GENERAL NOTES:

- EXTERIOR DIMENSIONS ARE TO FACE OF STUD, FACE OF CONCRETE/MASONRY, COLUMN CENTERLINE, OR CENTERLINE OF WINDOW U.O.N.
- INTERIOR DIMENSIONS ARE TO FACE OF STUD, FACE OF CONCRETE/MASONRY, OR COLUMN CENTERLINE U.O.N.
- DIMENSIONS DESIGNATED AS "CLEAR" SHALL BE MAINTAINED.
- MAINTAIN CONTINUITY OF RATED PARTITIONS AT HEAD AND BOTTOM OF PARTITION AND AT JOINTS WITH DISSIMILAR PARTITIONS WITH LISTED JOINT ASSEMBLIES.
- WHERE TWO DIFFERENT PARTITION TYPES ABUT ALONG A CONTINUOUS LINE, THE CONTINUOUS FINISHED SURFACE OF THESE PARTITIONS SHALL ALIGN U.O.N.
- WHERE DOORS ARE NOT SPECIFICALLY LOCATED, PROVIDE A HINGE-SIDE JAMB DIMENSION OF 4" FROM DOOR OPENING TO ADJACENT PERPENDICULAR PARTITION.
- WHERE MECHANICAL DUCTWORK PENETRATES A COMPONENT OF THE FIRE-RATED ASSEMBLY, PROVIDE FIRE AND/OR SMOKE DAMPERS IN ACCORDANCE WITH IBC CHAPTER 7.
- FIELD VERIFY DIMENSIONS PRIOR TO FABRICATION OF CASEWORK, MILLWORK, AND OTHER BUILT-IN ITEMS.

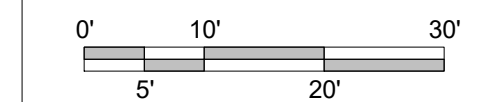
LEGEND:

- WATERPROOFING MEMBRANE
- FLUID APPLIED TRAFFIC COATING
- ▨ BROOM BRUSH FINISH

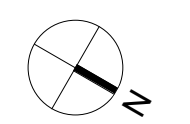
KEYPLAN:



GRAPHIC SCALE: [1/16" = 1'-0"]



NORTH ARROW:



FERRARO CHOI

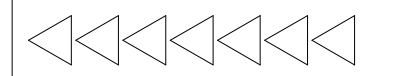
FERRARO CHOI AND ASSOCIATES LTD
 ARCHITECTURE / INTERIOR ARCHITECTURE / RESEARCH
 1240 A LA MOANA BLVD., STE. 510, HONOLULU, HI 96814
 TEL 808.533.8880 FAX 808.599.3769 www.ferrarochoi.com

WAILUKU CIVIC COMPLEX PHASE 1B
100% FINAL DESIGN

OVERALL SLAB PLAN - LEVEL 1A

PROJECT: 2017-001

REVISIONS:



DATE: 7/25/2019

DRAWN: FCA

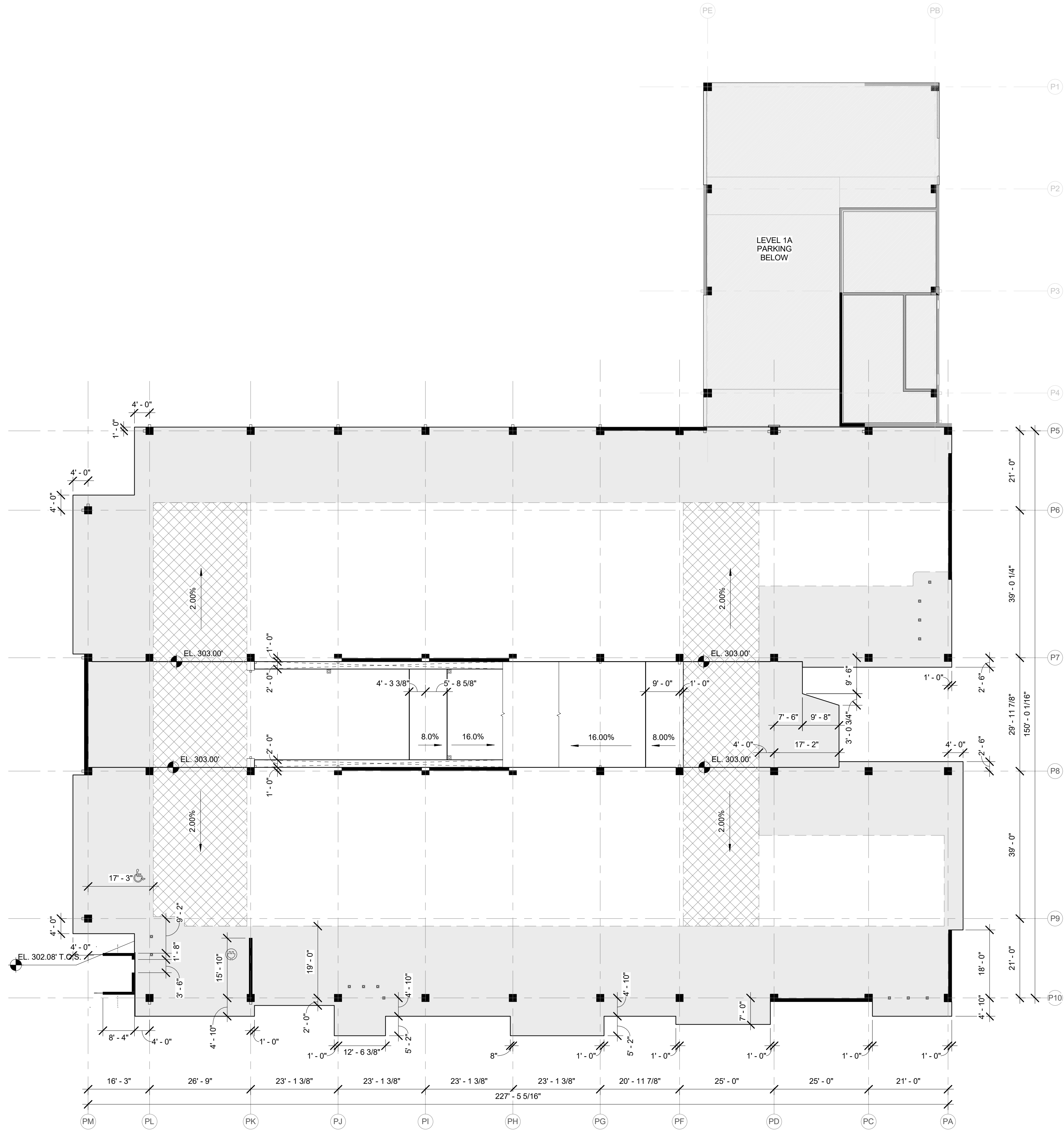
PHASE: 1B

SHEET: A141A

OF SHEETS

CADD FILE:

COPYRIGHT PROTECTED: THIS WORK IS PROTECTED UNDER THE 1990 ARCHITECTURAL WORKS COPYRIGHT PROTECTION ACT



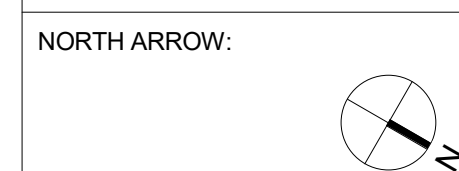
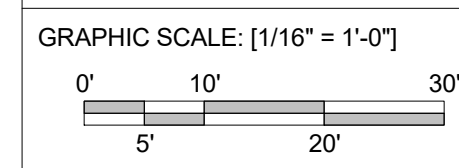
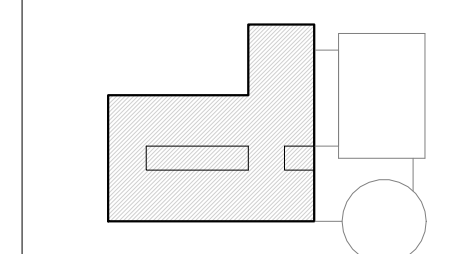
OVERALL SLAB PLANS

- GENERAL NOTES:
- EXTERIOR DIMENSIONS ARE TO FACE OF STUD, FACE OF CONCRETE/MASONRY, COLUMN CENTERLINE, OR CENTERLINE OF WINDOW U.O.N.
 - INTERIOR DIMENSIONS ARE TO FACE OF STUD, FACE OF CONCRETE/MASONRY, OR COLUMN CENTERLINE U.O.N.
 - DIMENSIONS DESIGNATED AS "CLEAR" SHALL BE MAINTAINED.
 - MAINTAIN CONTINUITY OF RATED PARTITIONS AT HEAD AND BOTTOM OF PARTITION AND AT JOINTS WITH DISSIMILAR PARTITIONS WITH LISTED JOINT ASSEMBLIES.
 - WHERE TWO DIFFERING PARTITION TYPES ABUT ALONG A CONTINUOUS LINE, THE CONTINUOUS FINISHED SURFACE OF THESE PARTITIONS SHALL ALIGN U.O.N.
 - WHERE DOORS ARE NOT SPECIFICALLY LOCATED, PROVIDE A HINGE-SIDE JAMB DIMENSION OF 4" FROM DOOR OPENING TO ADJACENT PERPENDICULAR PARTITION.
 - WHERE MECHANICAL DUCTWORK PENETRATES A COMPONENT OF THE FIRE-RATED ASSEMBLY, PROVIDE FIRE AND/OR SMOKE DAMPERS IN ACCORDANCE WITH IBC CHAPTER 7.
 - FIELD VERIFY DIMENSIONS PRIOR TO FABRICATION OF CASEWORK, MILLWORK, AND OTHER BUILT-IN ITEMS.

LEGEND:

- WATERPROOFING MEMBRANE
- FLUID APPLIED TRAFFIC COATING
- ▨ BROOM BRUSH FINISH

KEYPLAN:



FERRARO CHOI

ARCHITECTURE / INTERIOR ARCHITECTURE / RESEARCH
 1240 A LA MOANA BLVD. STE. 510, HONOLULU, HI 96814
 TEL 808.533.8880 FAX 808.599.3769 www.ferrarcohoi.com

THIS WORK WAS PREPARED BY ME OR UNDER MY SUPERVISION AND I AM A LICENSED ARCHITECT UNDER THE PROFESSIONAL ENGINEERING AND SURVEYING ACT OF THE STATE OF HAWAII.

SIGNATURE: [Signature] LICENSE EXPIRATION DATE: 4/30/20

WAILUKU CIVIC COMPLEX PHASE 1B

100% FINAL DESIGN

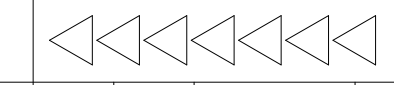
[Signature]

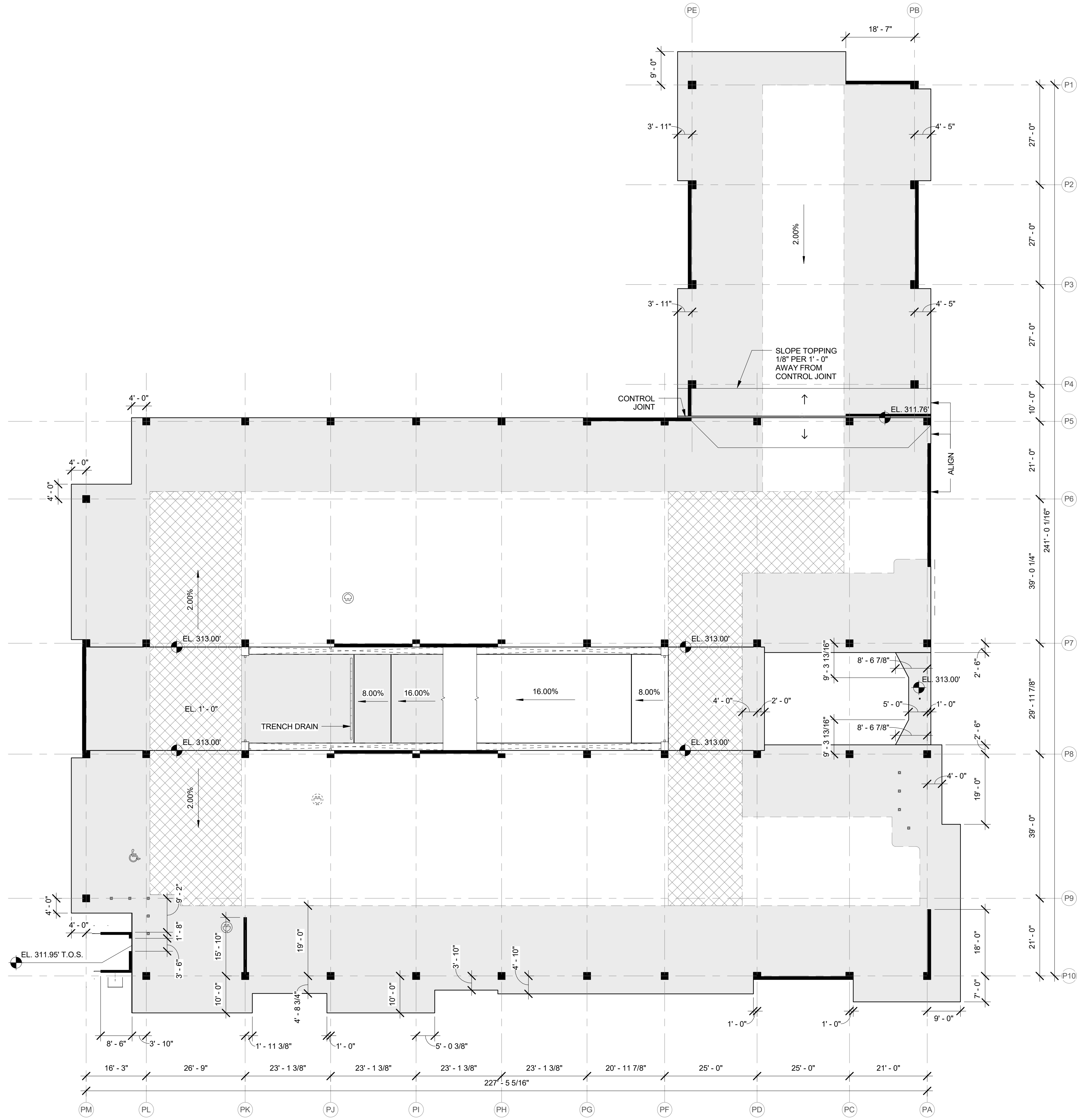
OVERALL SLAB PLAN - LEVEL 1B

PROJECT:	2017-001
DRAWN:	FCA
DATE:	7/25/2019
PHASE:	1B
SHEET:	A141B
OF SHEETS:	OF

SHEET TITLE:

REVISIONS:





OVERALL SLAB PLANS

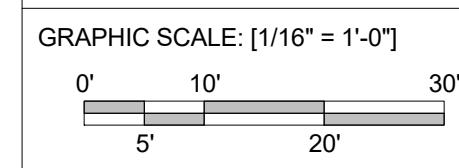
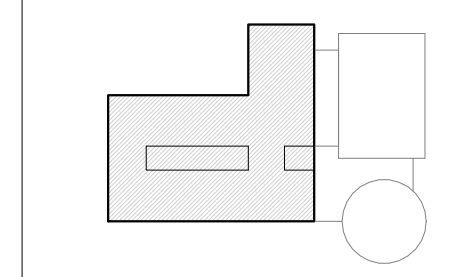
GENERAL NOTES:

- EXTERIOR DIMENSIONS ARE TO FACE OF STUD, FACE OF CONCRETE/MASONRY, COLUMN CENTERLINE, OR CENTERLINE OF WINDOW U.O.N.
- INTERIOR DIMENSIONS ARE TO FACE OF STUD, FACE OF CONCRETE/MASONRY, OR COLUMN CENTERLINE U.O.N.
- DIMENSIONS DESIGNATED AS "CLEAR" SHALL BE MAINTAINED.
- MAINTAIN CONTINUITY OF RATED PARTITIONS AT HEAD AND BOTTOM OF PARTITION AND AT JOINTS WITH DISSIMILAR PARTITIONS WITH LISTED JOINT ASSEMBLIES.
- WHERE TWO DIFFERENT PARTITION TYPES ABUT ALONG A CONTINUOUS LINE, THE CONTINUOUS FINISHED SURFACE OF THESE PARTITIONS SHALL ALIGN U.O.N.
- WHERE DOORS ARE NOT SPECIFICALLY LOCATED, PROVIDE A HINGE-SIDE JAMB DIMENSION OF 4" FROM DOOR OPENING TO ADJACENT PERPENDICULAR PARTITION.
- WHERE MECHANICAL DUCTWORK PENETRATES A COMPONENT OF THE FIRE-RATED ASSEMBLY, PROVIDE FIRE AND/OR SMOKE DAMPERS IN ACCORDANCE WITH IBC CHAPTER 7.
- FIELD VERIFY DIMENSIONS PRIOR TO FABRICATION OF CASEWORK, MILLWORK, AND OTHER BUILT-IN ITEMS.

LEGEND:

- WATERPROOFING MEMBRANE
- FLUID APPLIED TRAFFIC COATING
- ROOM BRUSH FINISH

KEYPLAN:



NORTH ARROW:

FERRARO CHOI

FERRARO CHOI AND ASSOCIATES LTD
 ARCHITECTURE / INTERIOR ARCHITECTURE / RESEARCH
 1240 A LA MOANA BLVD. STE. 510, HONOLULU, HI 96814
 TEL 808.533.8880 FAX 808.599.3769 www.ferrarochoi.com

WAILUKU CIVIC COMPLEX PHASE 1B

100% FINAL DESIGN

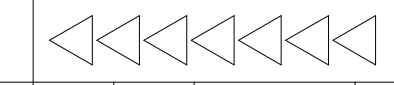
PUVABUUPUWUWUP

OVERALL SLAB PLAN - LEVEL 2

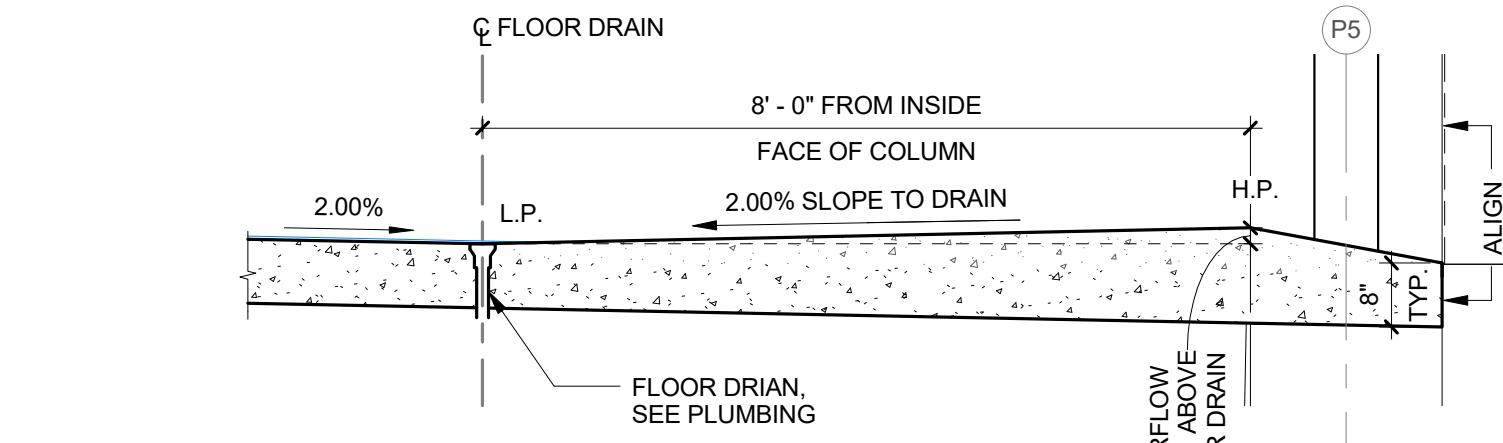
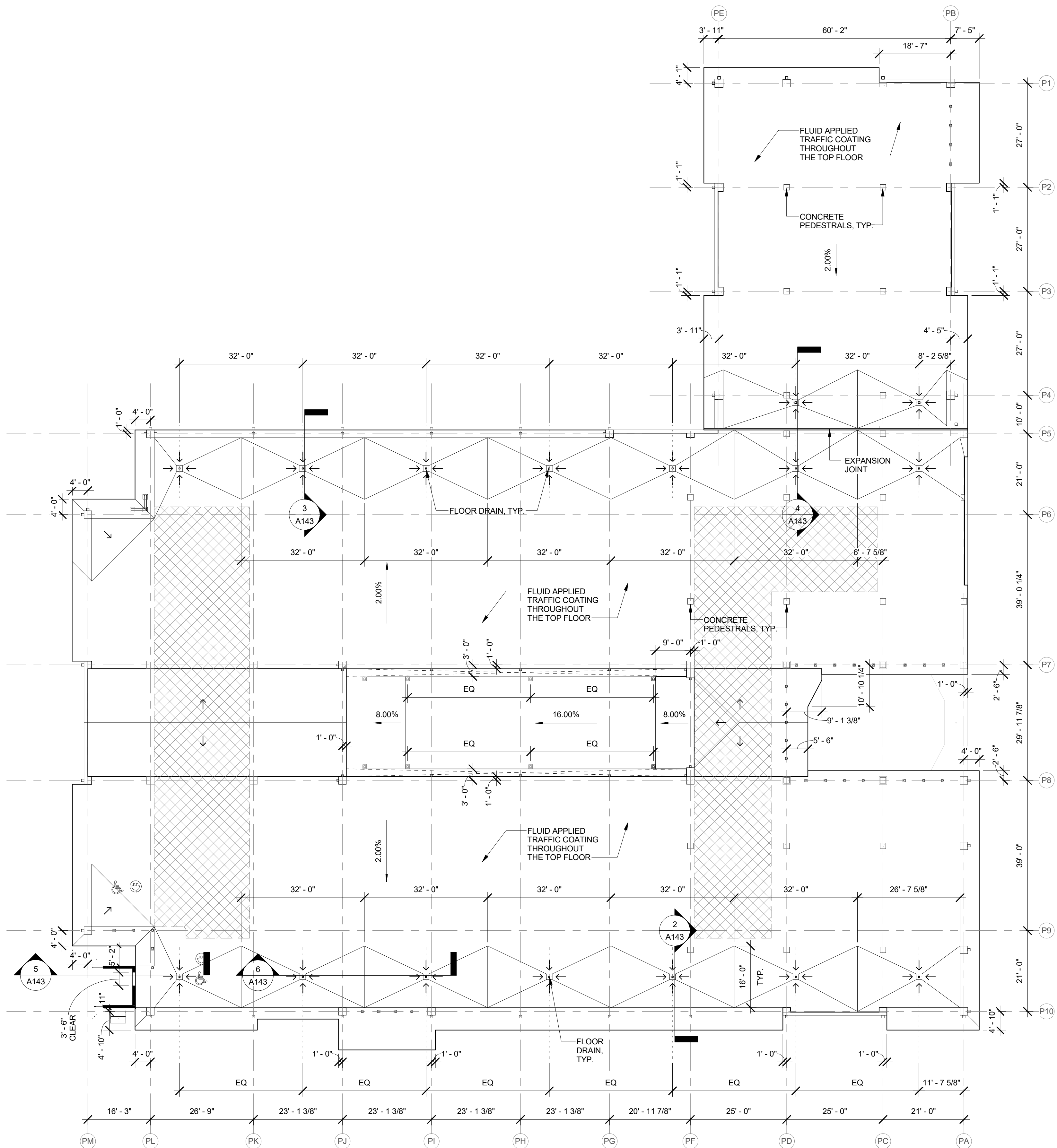
PROJECT:	2017-001
DRAWN:	FCA
DATE:	7/25/2019
PHASE:	1B
SHEET:	A142
OF SHEETS:	

SHEET TITLE:

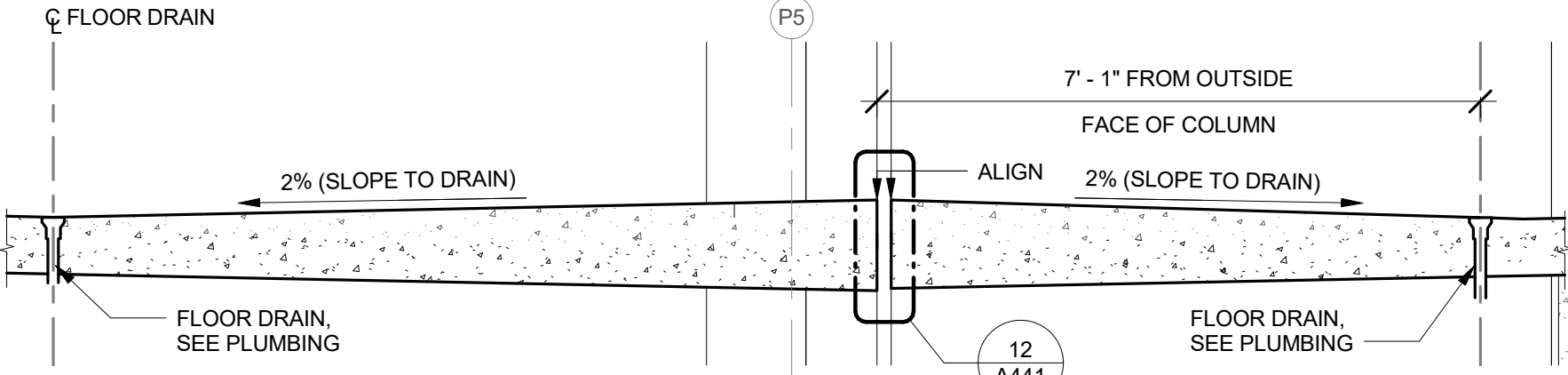
REVISIONS:



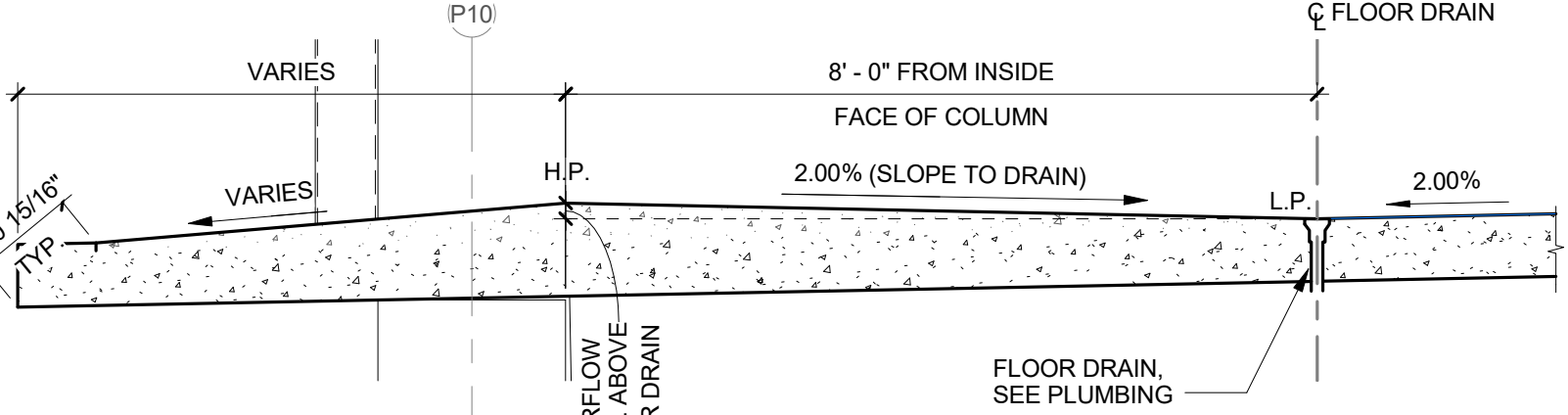
COPYRIGHT PROTECTED: THIS WORK IS PROTECTED UNDER THE 1990 ARCHITECTURAL WORKS COPYRIGHT PROTECTION ACT



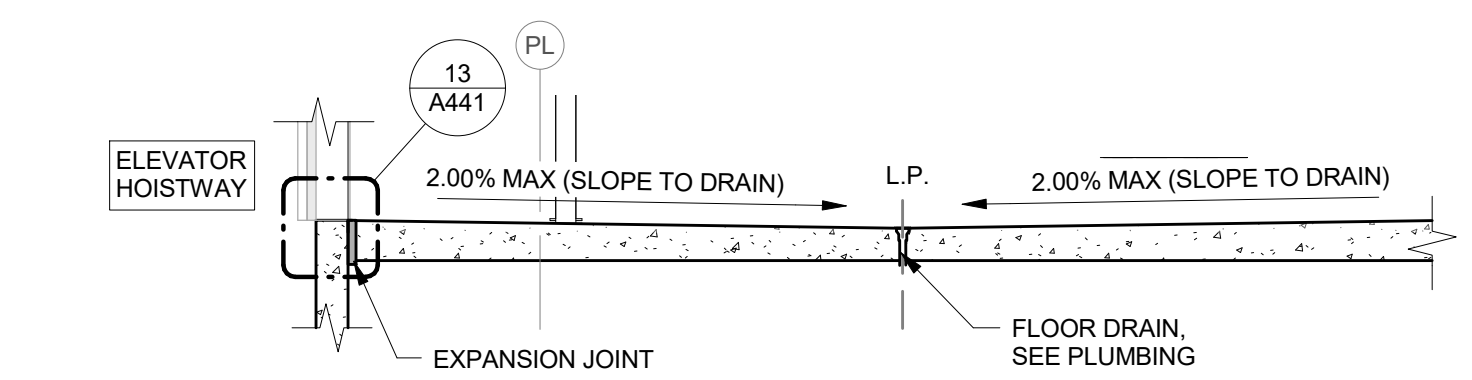
3 FLOOR DRAIN DETAIL - 2
1/2" = 1'-0"



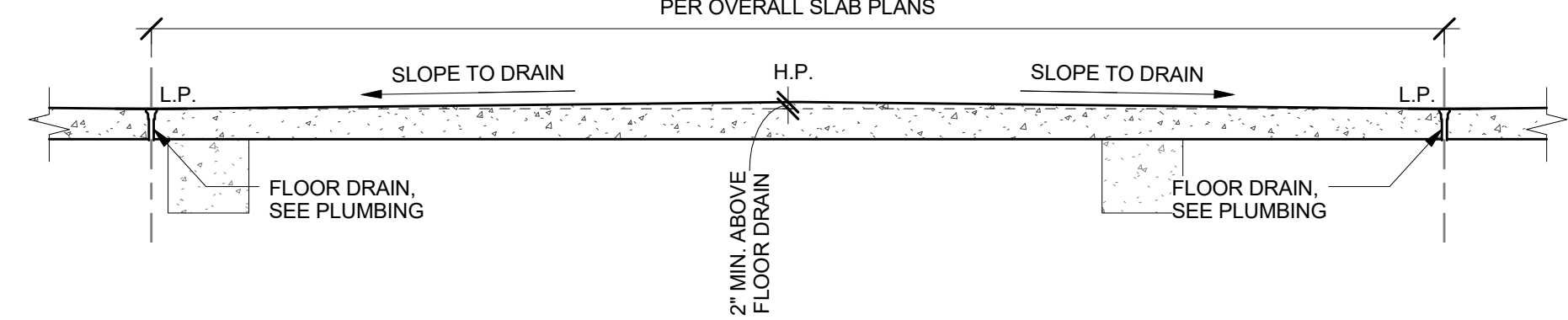
4 FLOOR DRAIN DETAIL - 3
1/2" = 1'-0"



2 FLOOR DRAIN DETAIL - 1
1/2" = 1'-0"



5 FLOOR DRAIN DETAIL AT ELEVATOR HOISTWAY
1/4" = 1'-0"



6 TYPICAL FLOOR DRAIN DETAIL
1/4" = 1'-0"

OVERALL SLAB PLANS

GENERAL NOTES:

- EXTERIOR DIMENSIONS ARE TO FACE OF STUD, FACE OF CONCRETE MASONRY, COLUMN CENTERLINE, OR CENTERLINE OF WINDOW U.O.N.
- INTERIOR DIMENSIONS ARE TO FACE OF STUD, FACE OF CONCRETE MASONRY, OR COLUMN CENTERLINE U.O.N.
- DIMENSIONS DESIGNATED AS "CLEAR" SHALL BE MAINTAINED.
- MAINTAIN CONTINUITY OF RATED PARTITIONS AT HEAD AND BOTTOM OF PARTITION AND AT JOINTS WITH DISSIMILAR PARTITIONS WITH LISTED JOINT ASSEMBLIES.
- WHERE TWO DIFFERING PARTITION TYPES ABUT ALONG A CONTINUOUS LINE, THE CONTINUOUS FINISHED SURFACE OF THESE PARTITIONS SHALL ALIGN U.O.N.
- WHERE DOORS ARE NOT SPECIFICALLY LOCATED, PROVIDE A HINGE-SIDE JAMB DIMENSION OF 4" FROM DOOR OPENING TO ADJACENT PERPENDICULAR PARTITION.
- WHERE MECHANICAL DUCTWORK PENETRATES A COMPONENT OF THE FIRE-RATED ASSEMBLY, PROVIDE FIRE AND/OR SMOKE DAMPERS IN ACCORDANCE WITH IBC CHAPTER 7.
- FIELD VERIFY DIMENSIONS PRIOR TO FABRICATION OF CASEWORK, MILLWORK, AND OTHER BUILT-IN ITEMS.

LEGEND:

- WATERPROOFING MEMBRANE
- FLUID APPLIED TRAFFIC COATING
- BRUSH BRUSH FINISH

KEYPLAN:

GRAPHIC SCALE: [1/16" = 1'-0"]

NORTH ARROW:

FERRARO CHOI

FERRARO CHOI AND ASSOCIATES LTD
ARCHITECTURE / INTERIOR ARCHITECTURE / RESEARCH
1240 A LA MOANA BLVD. STE. 510, HONOLULU, HI 96814
TEL 808.533.8880 FAX 808.599.3769 www.ferrarchoi.com

WAILUKU CIVIC COMPLEX PHASE 1B

100% FINAL DESIGN

OVERALL SLAB PLAN - LEVEL 3

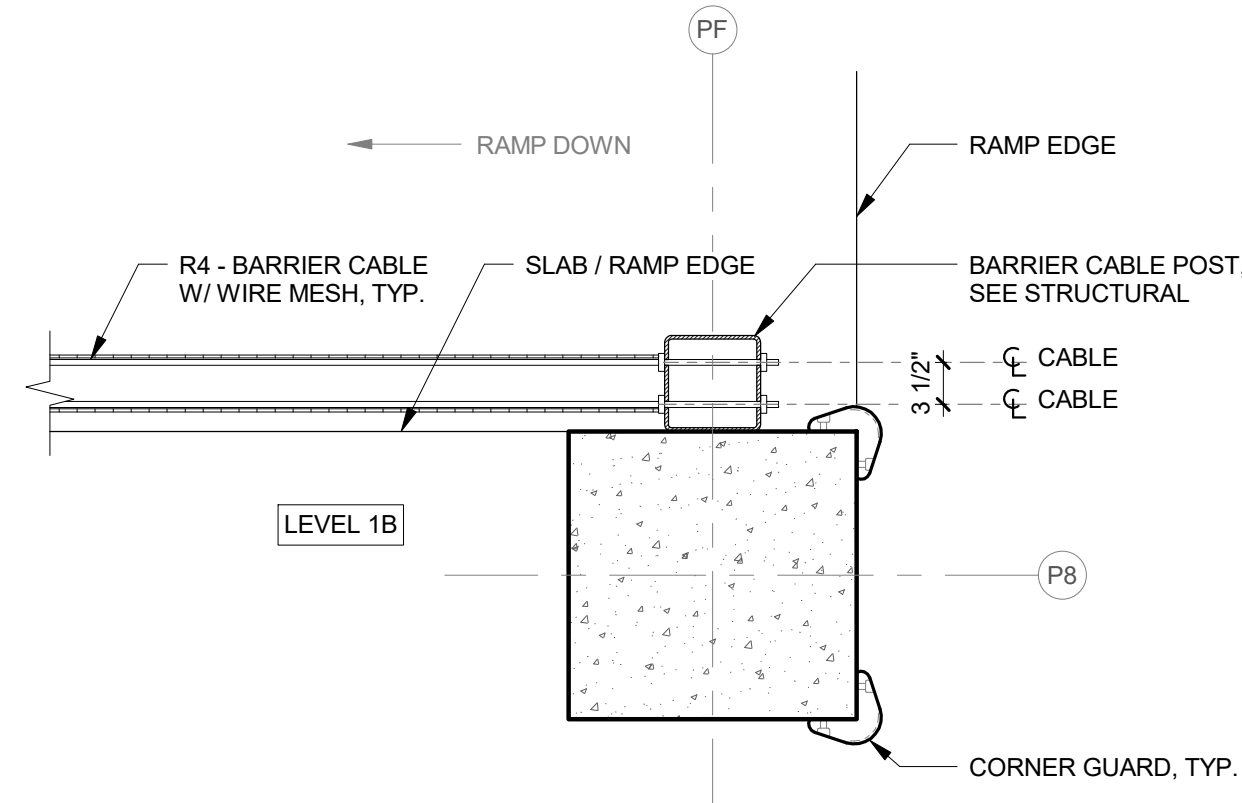
PROJECT: 2017-001
DRAWN: FCA
DATE: 7/25/2019
PHASE: 1B
SHEET: A143
OF SHEETS

REVISIONS:

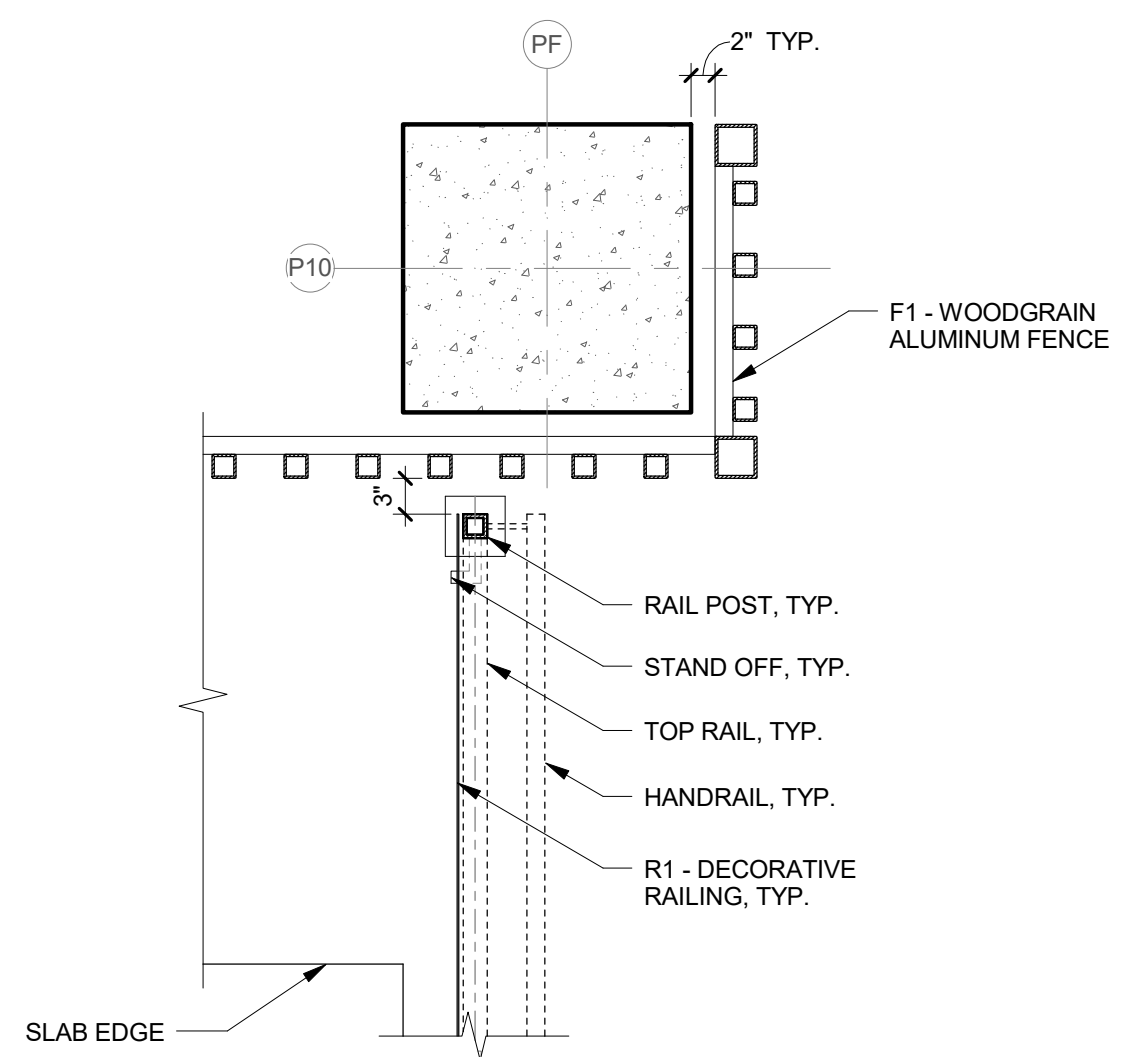
1		
2		
3		
4		
5		
6		

CADD FILE:

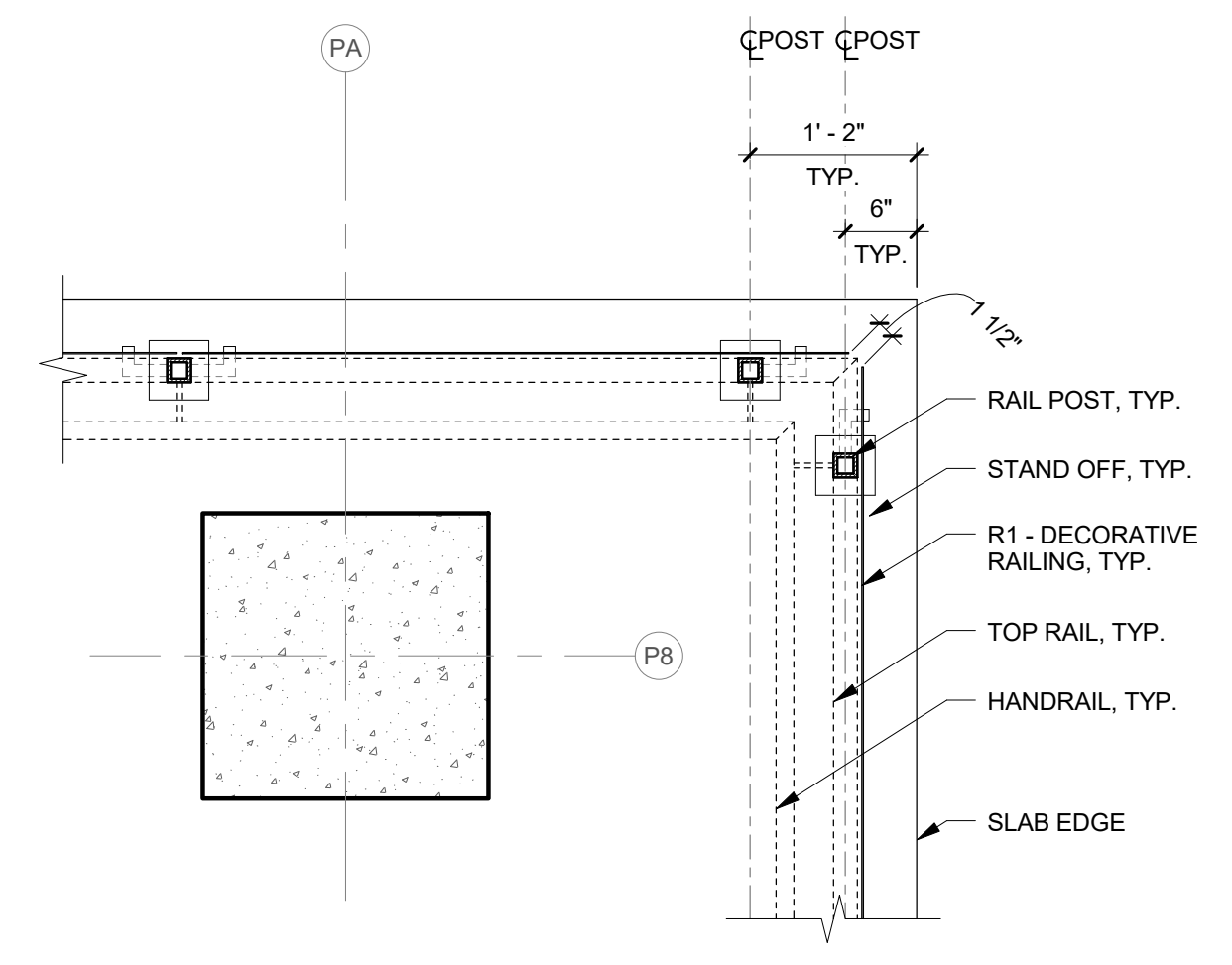
COPYRIGHT PROTECTED: THIS WORK IS PROTECTED UNDER THE 1990 ARCHITECTURAL WORKS COPYRIGHT PROTECTION ACT



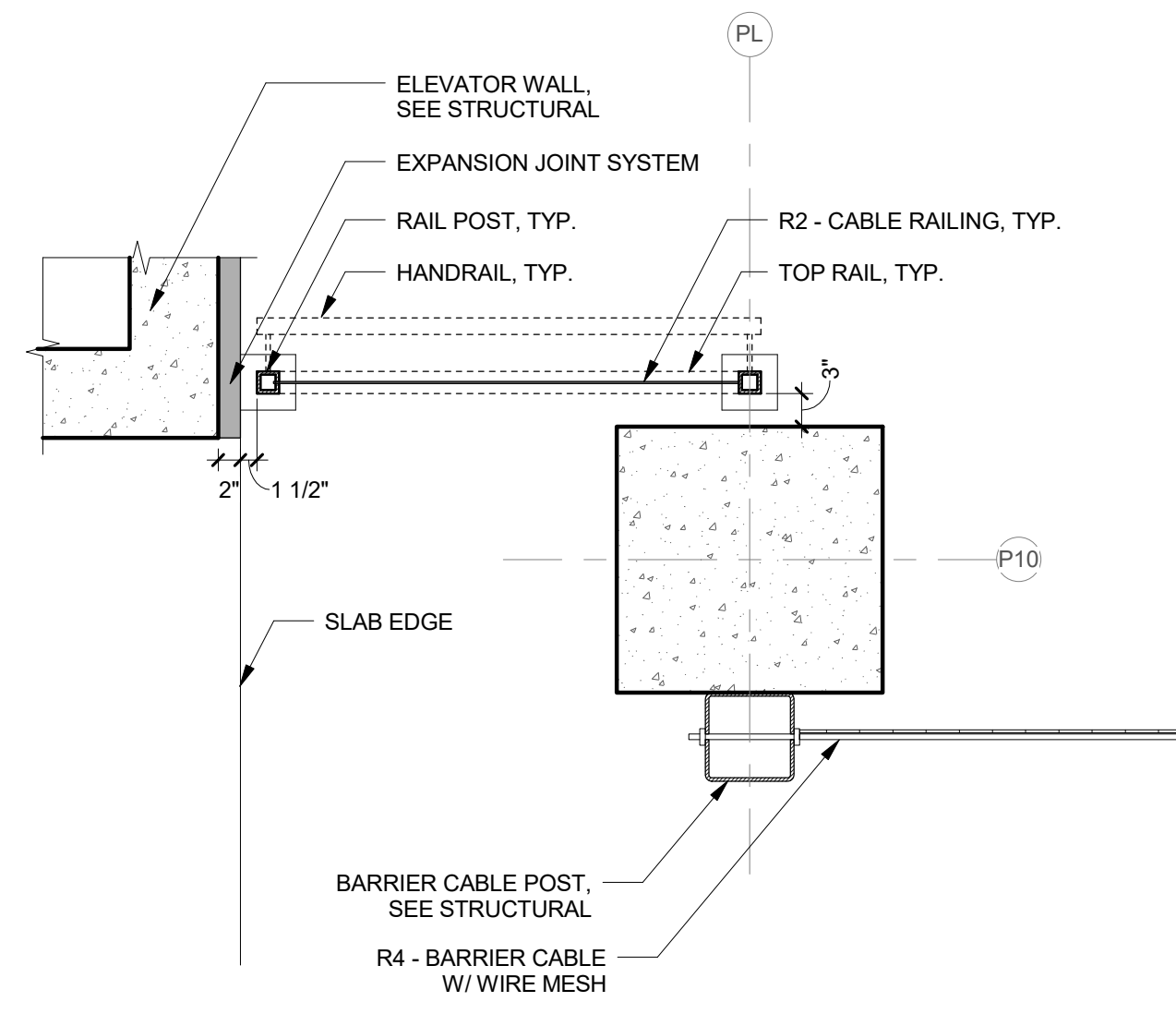
8 RAILING TYPE 4 @ COLUMN
3/4" = 1'-0"



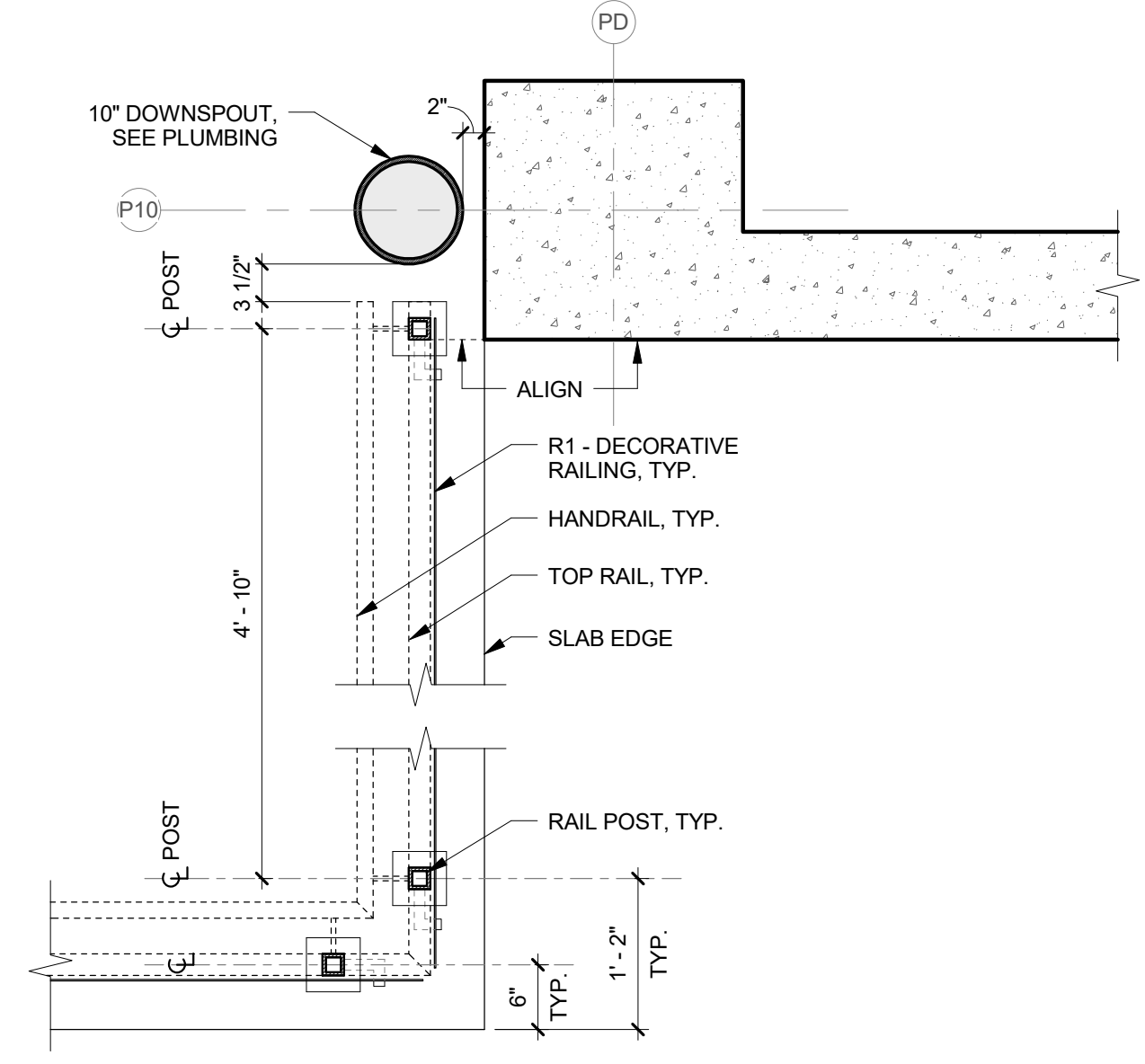
5 RAILING TYPE 1 & FENCE TYPE 1 @ COLUMN
3/4" = 1'-0"



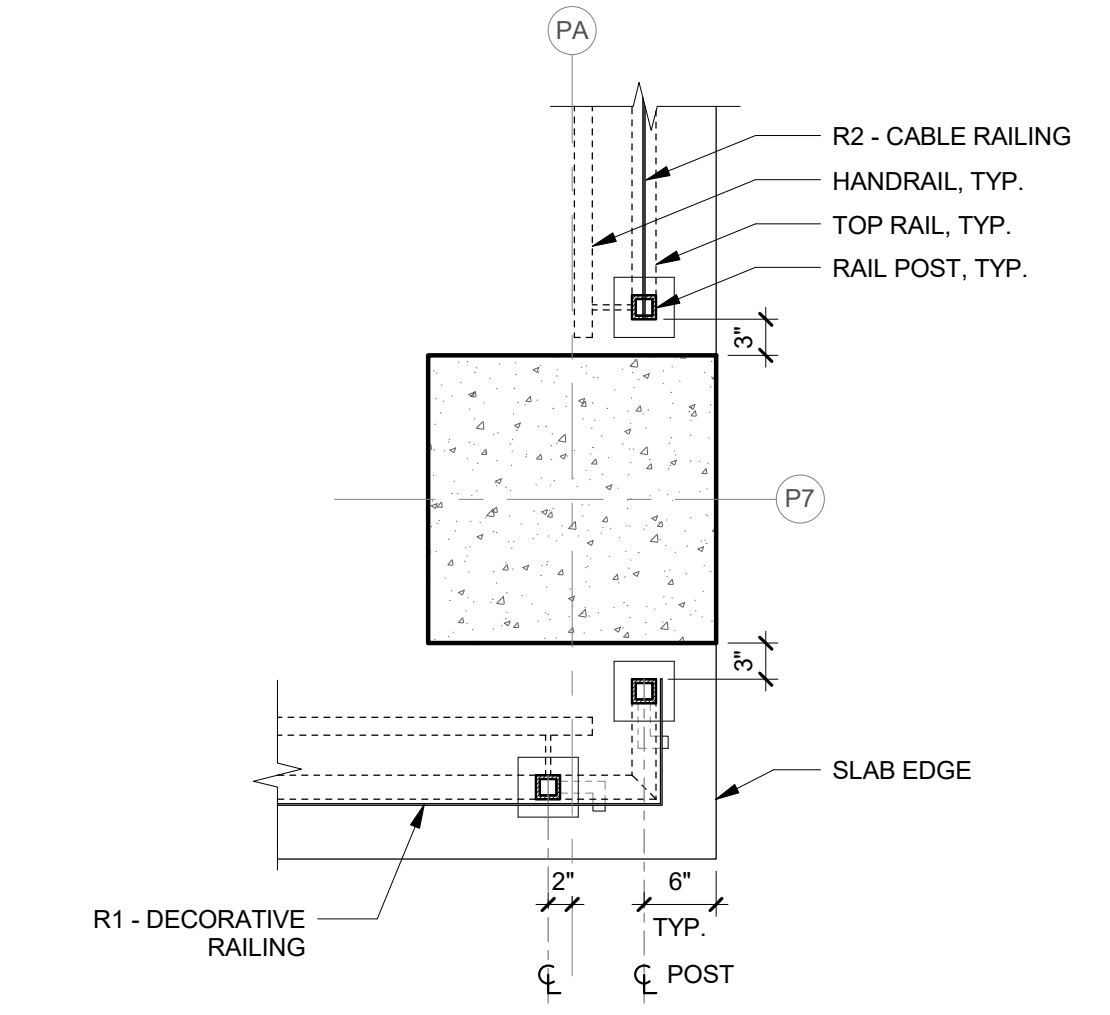
2 RAILING TYPE 1 @ COLUMN CORNER
3/4" = 1'-0"



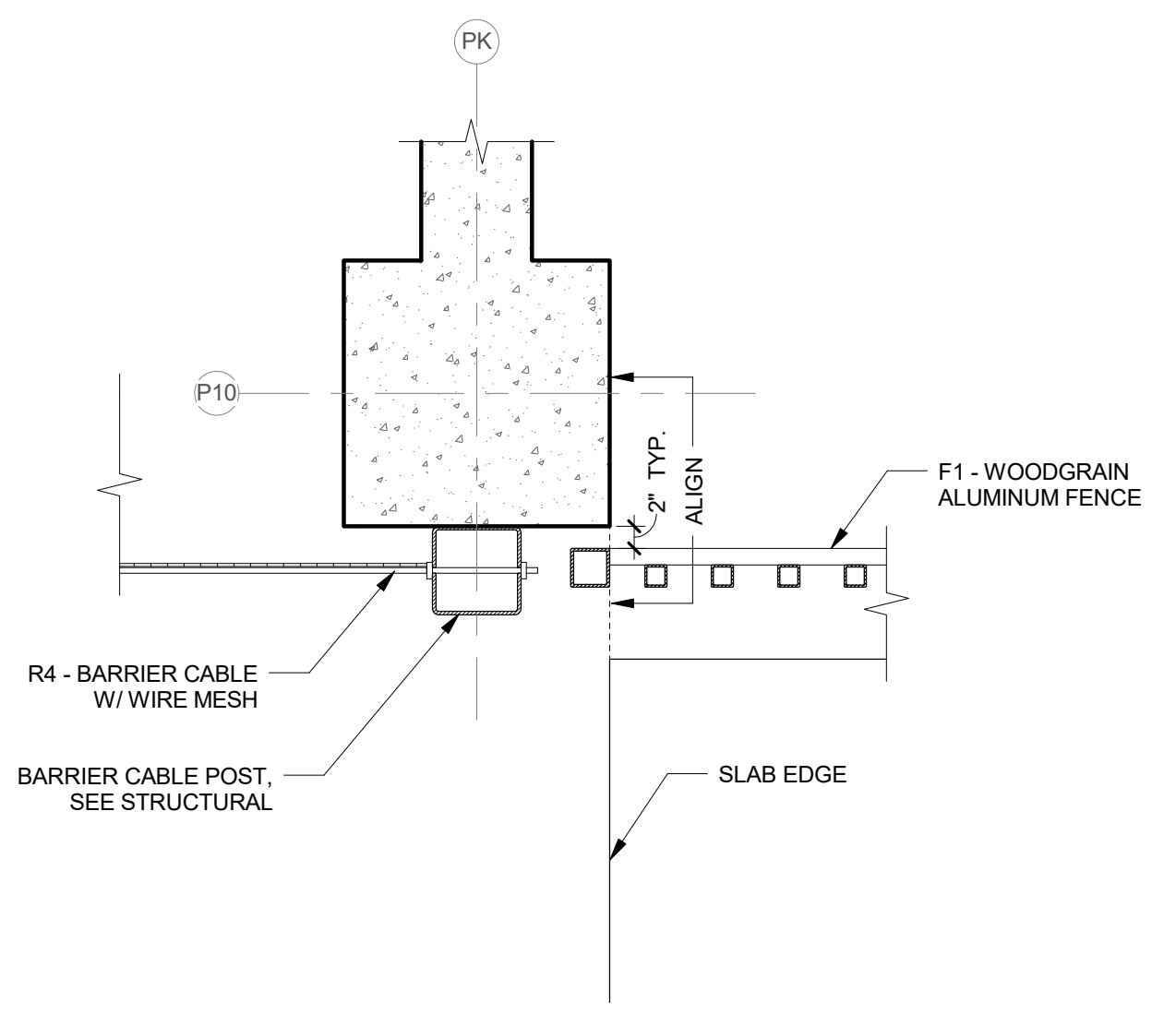
7 RAILING TYPE 2 & RAILING TYPE 4 @ COLUMN
3/4" = 1'-0"



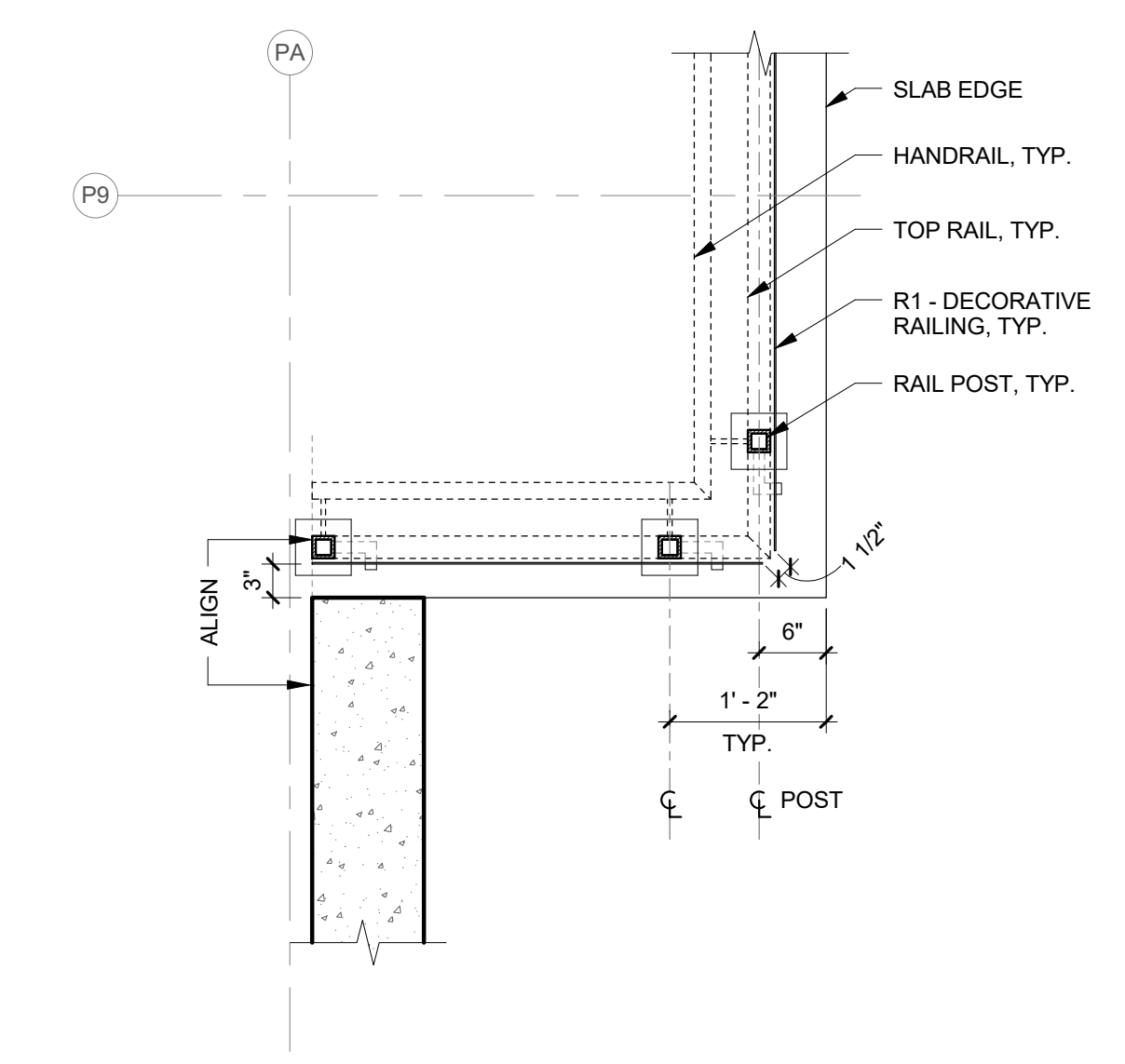
4 RAILING TYPE 1 @ COLUMN & PIPING
3/4" = 1'-0"



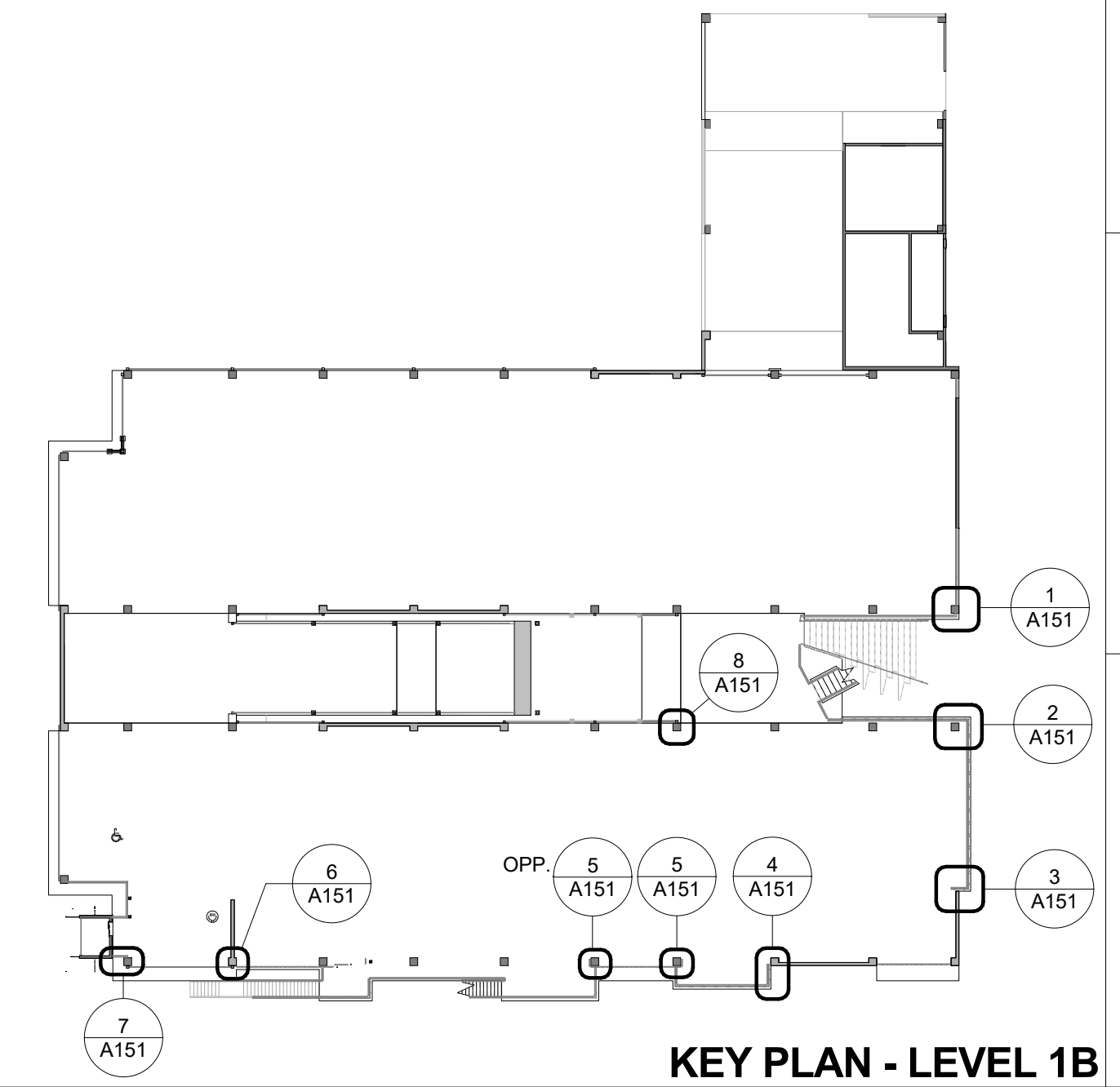
1 RAILING TYPE 1 & 2 @ COLUMN
3/4" = 1'-0"



6 RAILING TYPE 4 & FENCE TYPE 1 @ COLUMN
3/4" = 1'-0"



3 RAILING TYPE 1 @ CORNER
3/4" = 1'-0"



KEY PLAN - LEVEL 1B

FERRARO CHOI

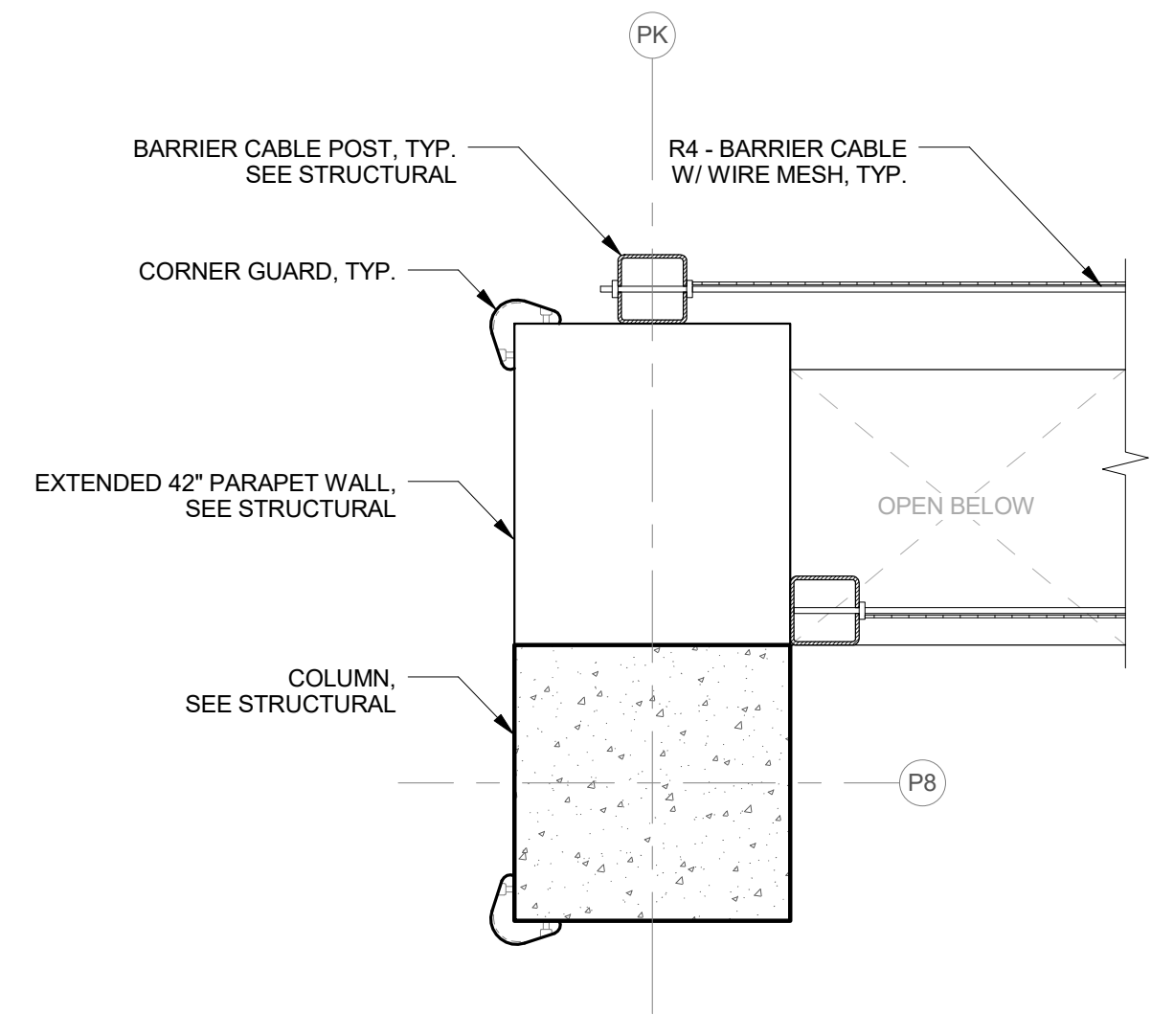
FERRARO CHOI AND ASSOCIATES LTD
ARCHITECTURE / INTERIOR ARCHITECTURE / RESEARCH
1240 ALA MOANA BLVD. STE 510, HONOLULU, HI 96814
TEL 808.533.8880 FAX 808.599.3769 www.ferrarchoi.com

WAILUKU CIVIC COMPLEX PHASE 1B
100% FINAL DESIGN
[Signature]

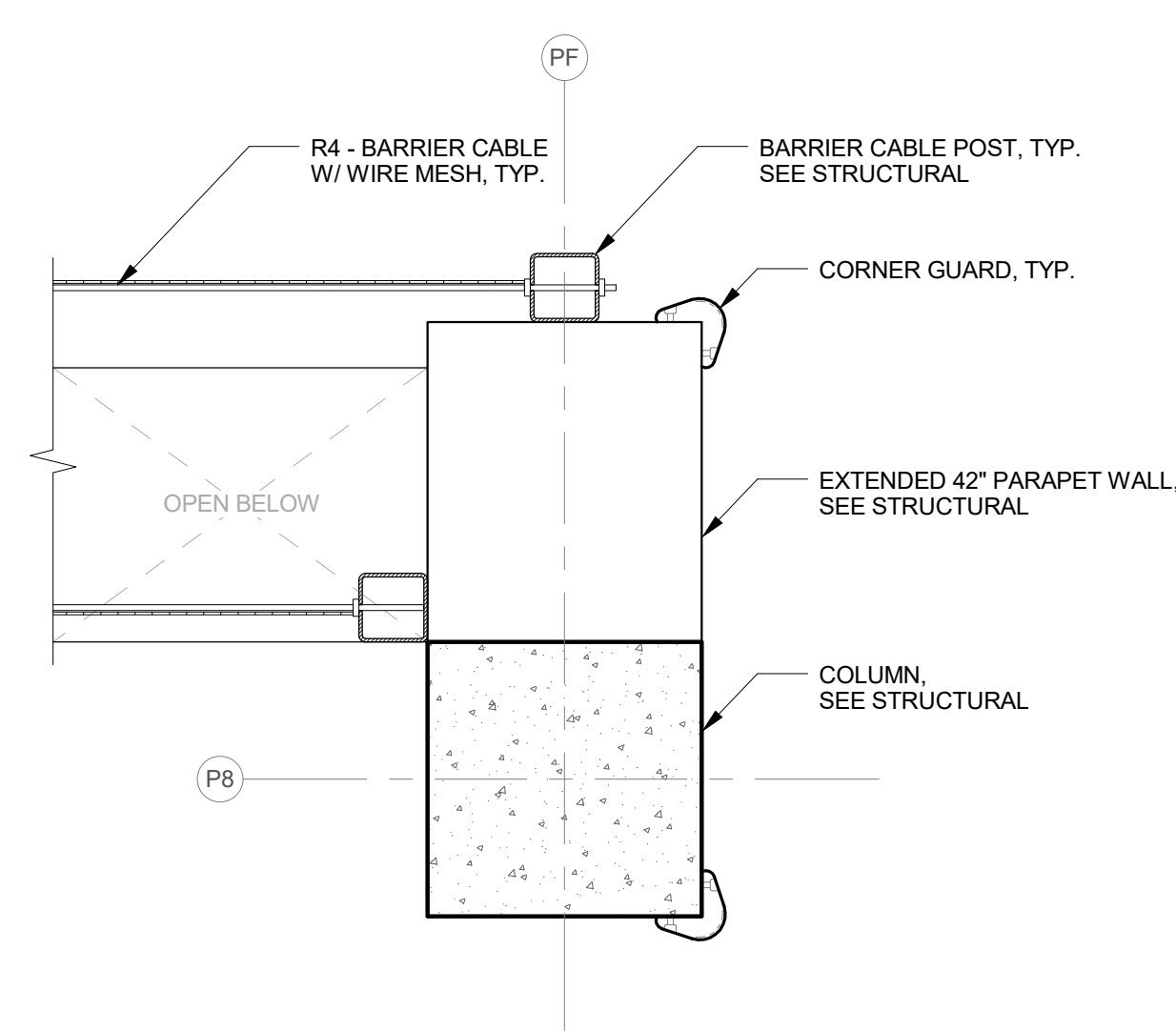
SHEET TITLE:
PLAN DETAILS - LEVEL 1B

PROJECT:	2017-001
DRAWN:	FCA
DATE:	7/25/2019
PHASE:	1B
SHEET:	A151
OF SHEETS:	7

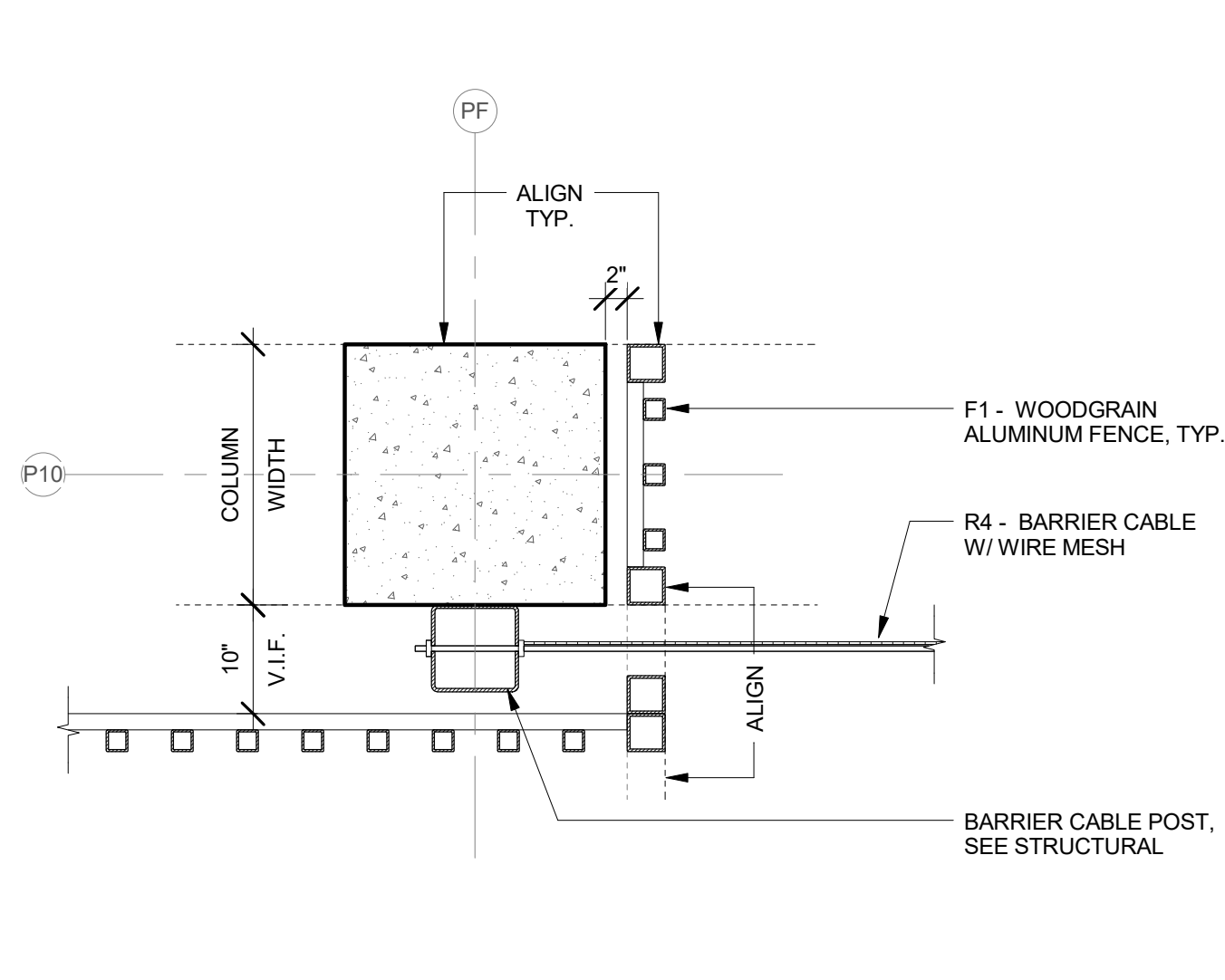
COPYRIGHT PROTECTED: THIS WORK IS PROTECTED UNDER THE 1990 ARCHITECTURAL WORKS COPYRIGHT PROTECTION ACT



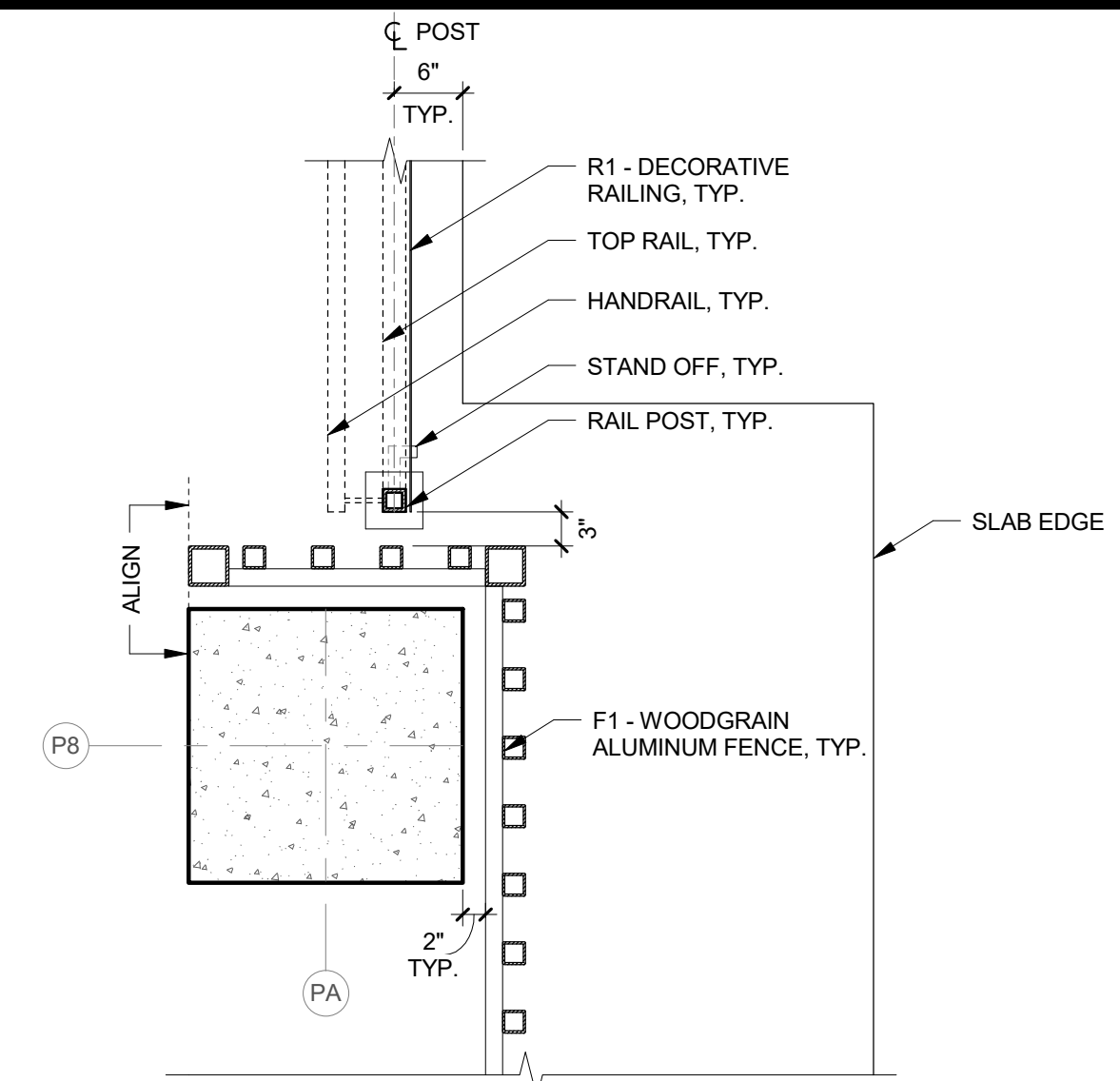
11 RAILING TYPE 4 @ EXTENDED RAMP WALL / COLUMN
3/4" = 1'-0"



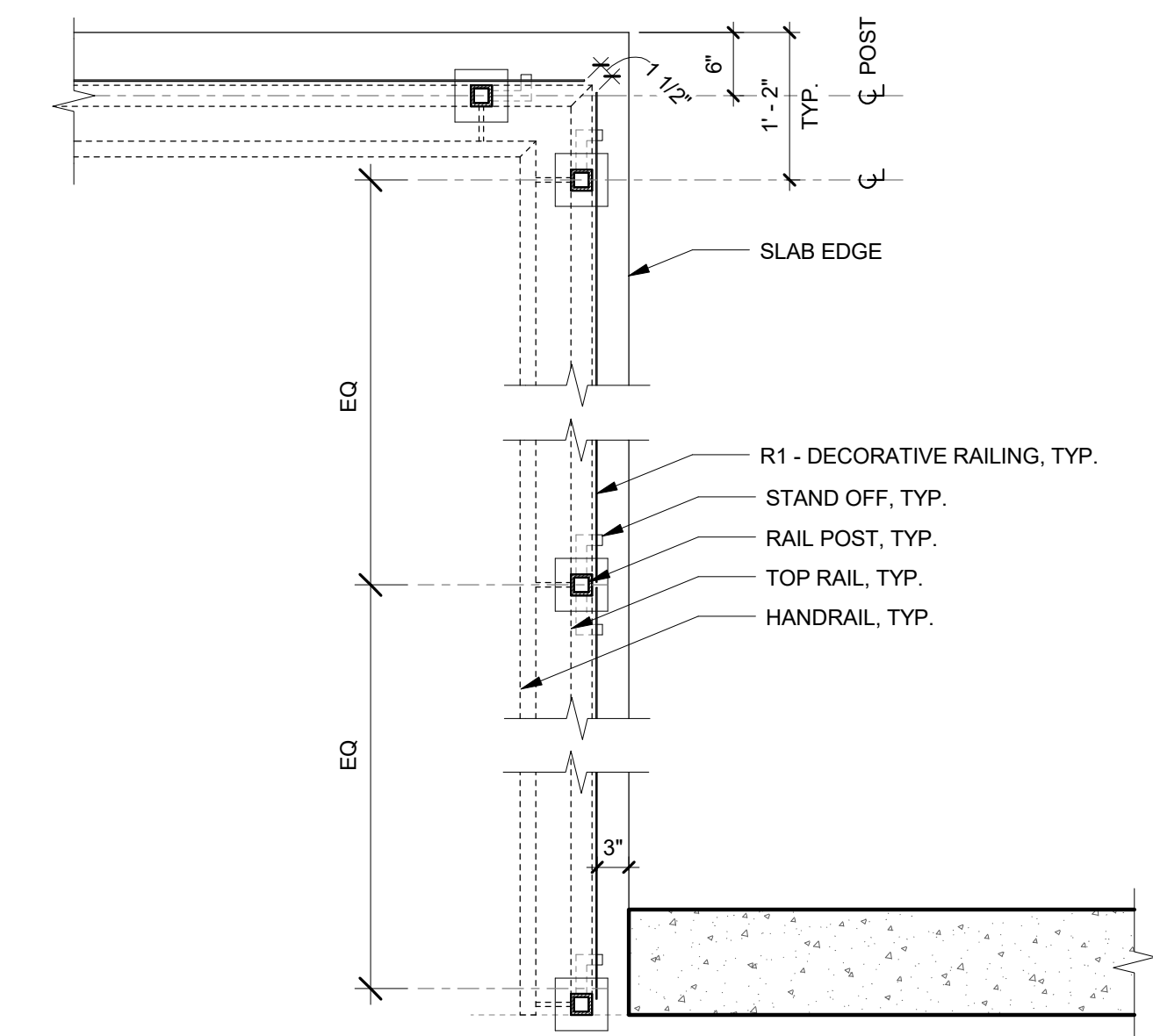
8 RAILING TYPE 4 @ RAMP EXTENDED WALL
3/4" = 1'-0"



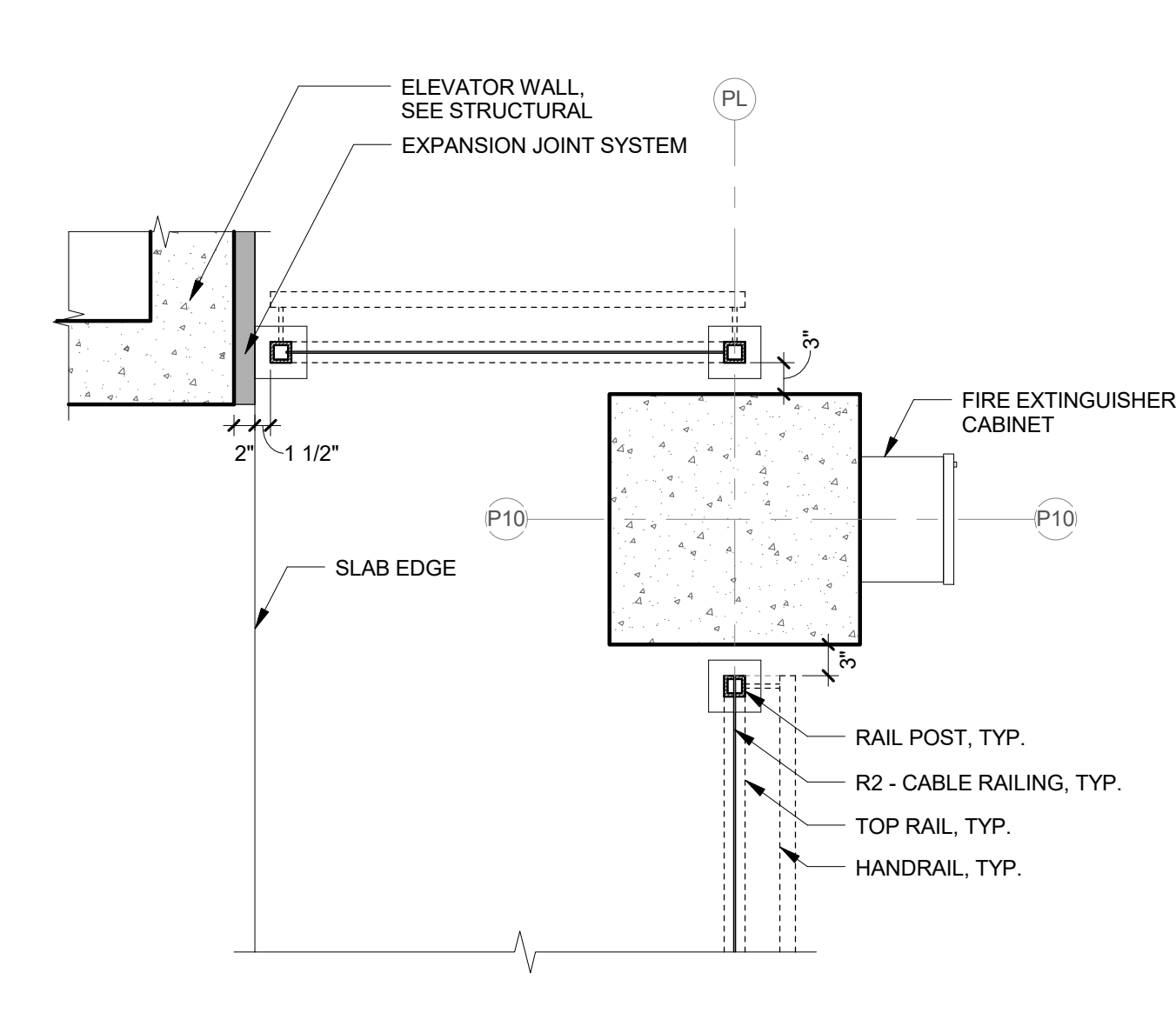
5 FENCE & BARRIER CABLE @ COLUMN
3/4" = 1'-0"



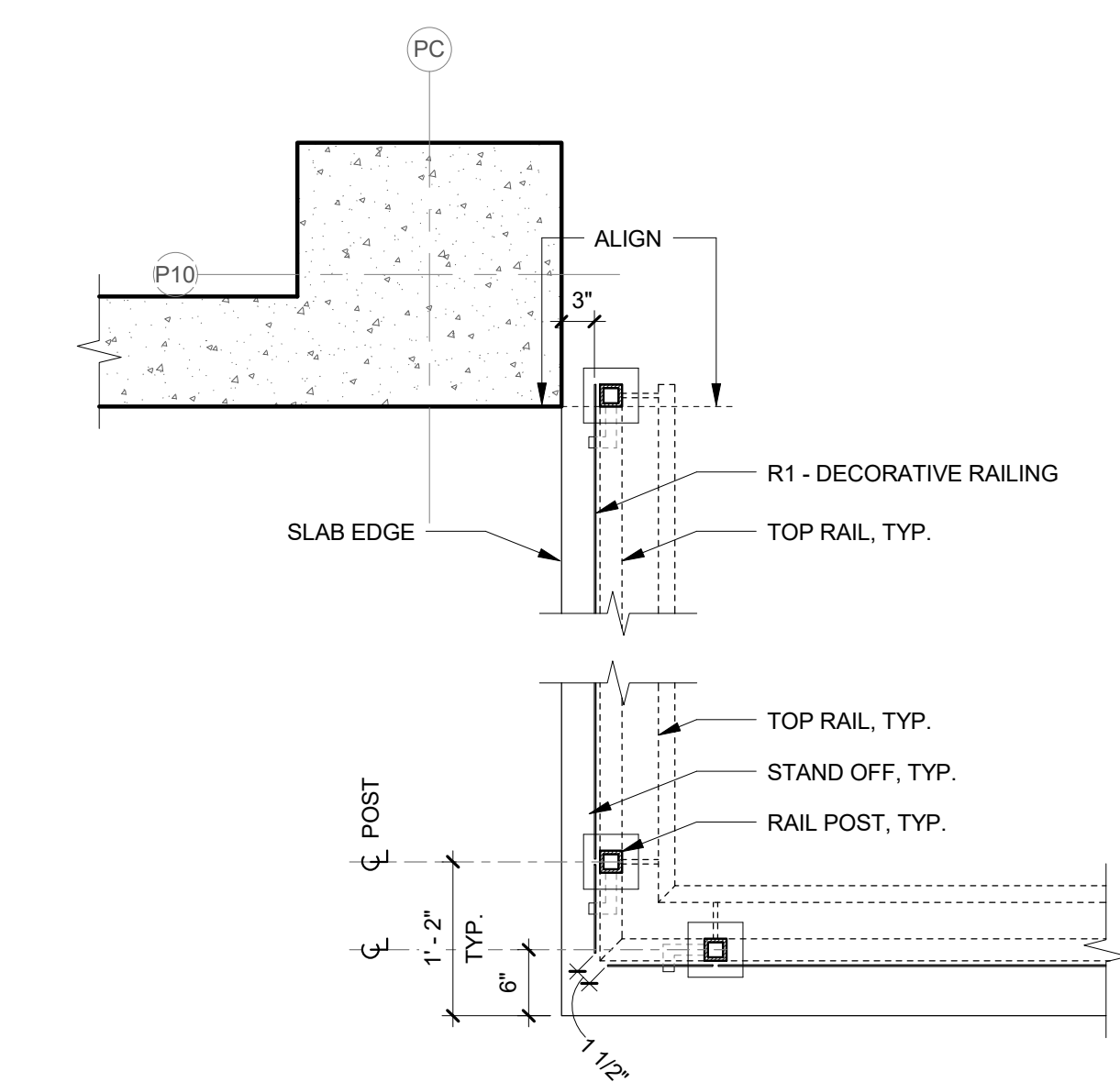
2 RAILING TYPE 1 & FENCE TYPE 1 @ COLUMN
3/4" = 1'-0"



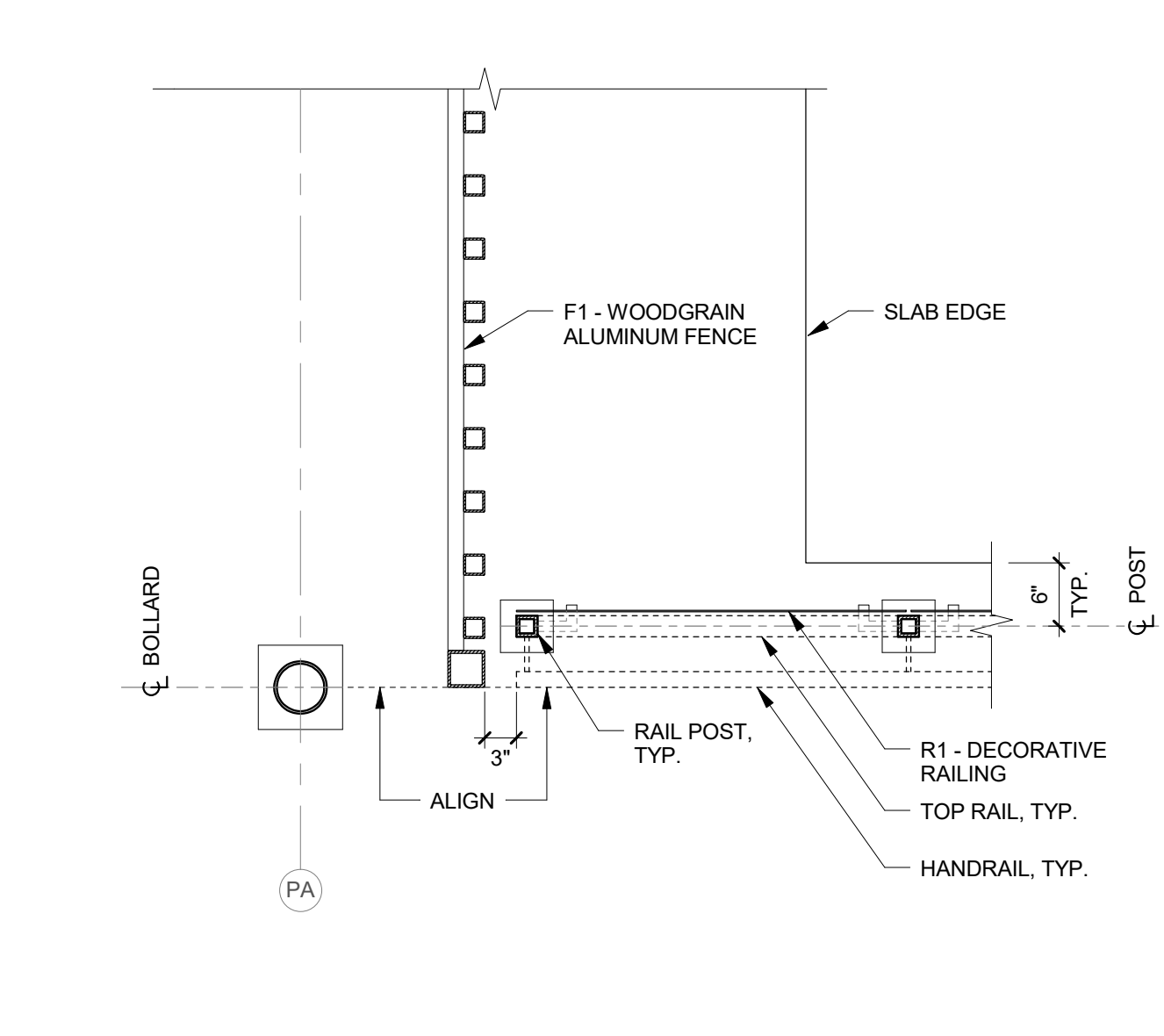
10 RAILING TYPE 1 @ SHEAR WALL
3/4" = 1'-0"



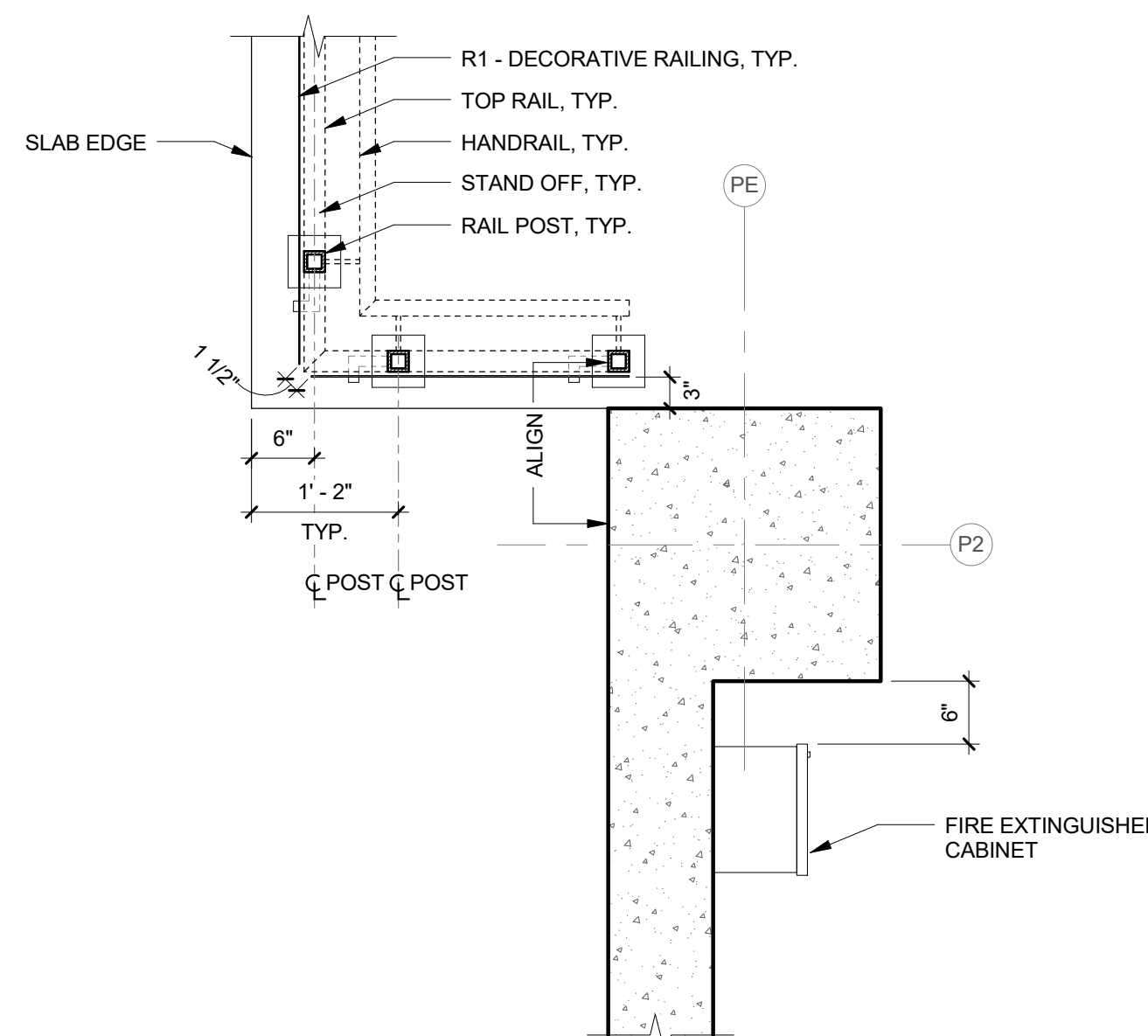
7 RAILING TYPE 1 & RAILING TYPE 2 @ COLUMN / ELEV. WALL
3/4" = 1'-0"



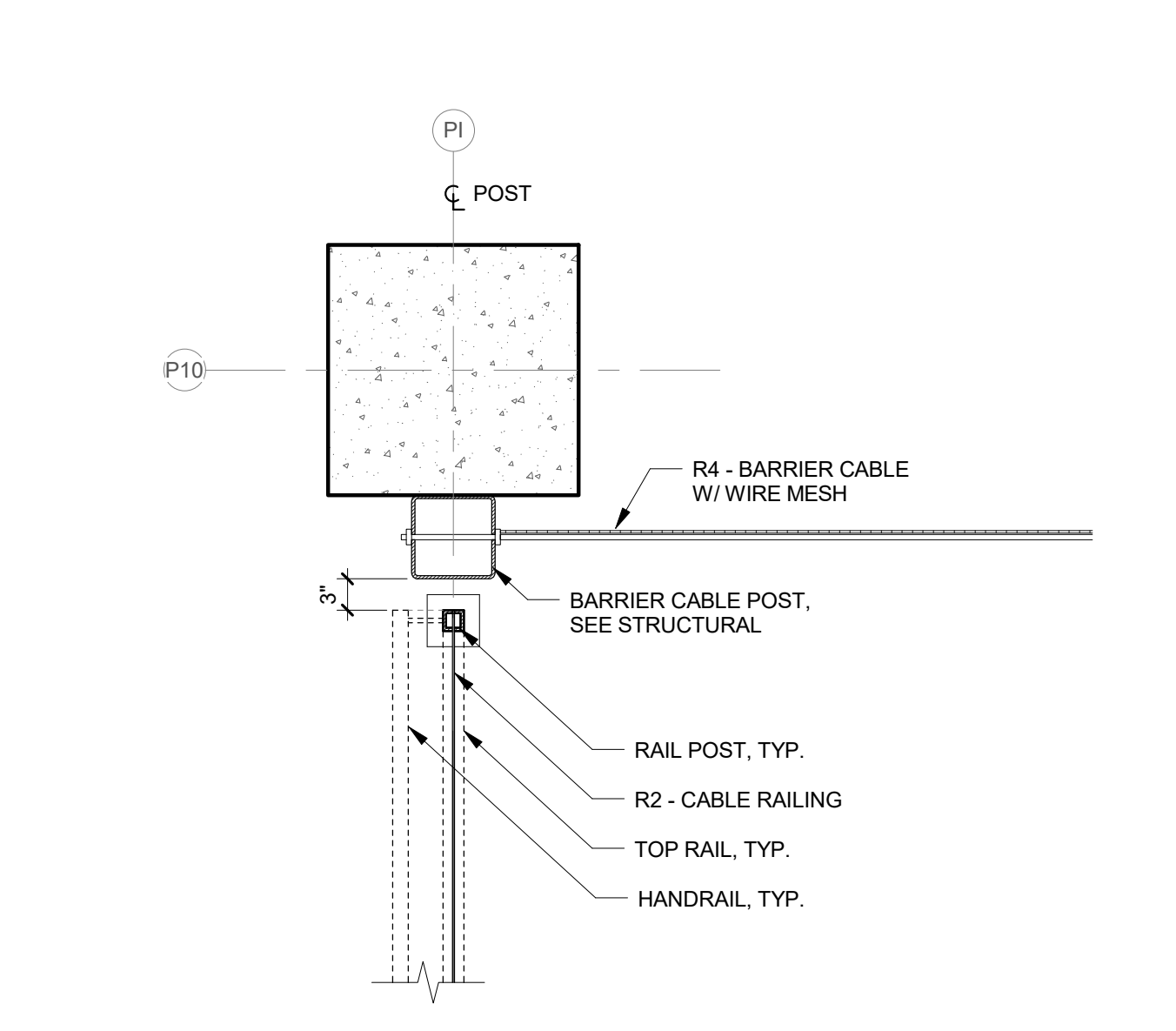
4 RAILING TYPE 1 @ COLUMN / SHEAR WALL
3/4" = 1'-0"



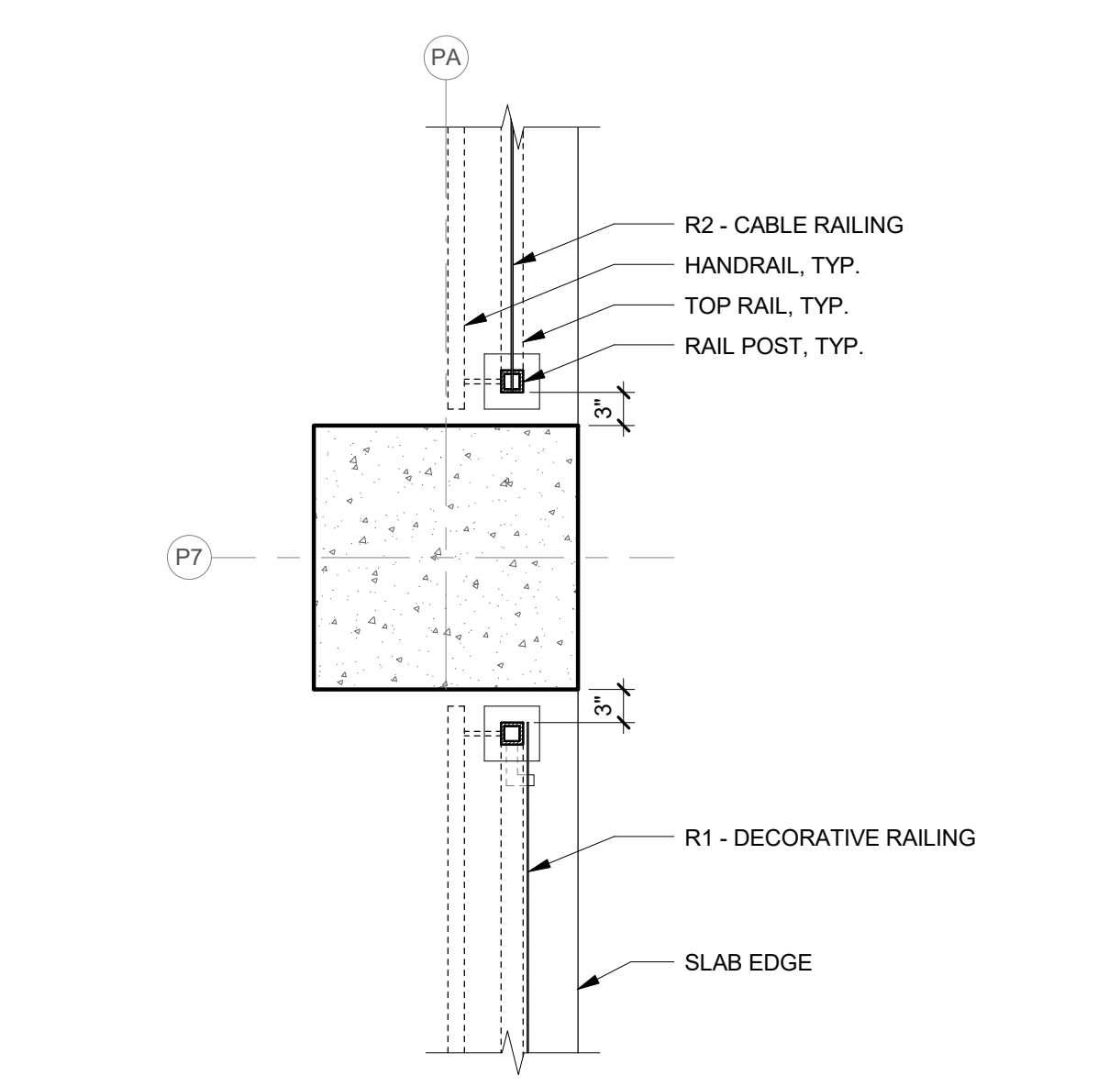
1 RAILING TYPE 1 @ FENCE TYPE 1
3/4" = 1'-0"



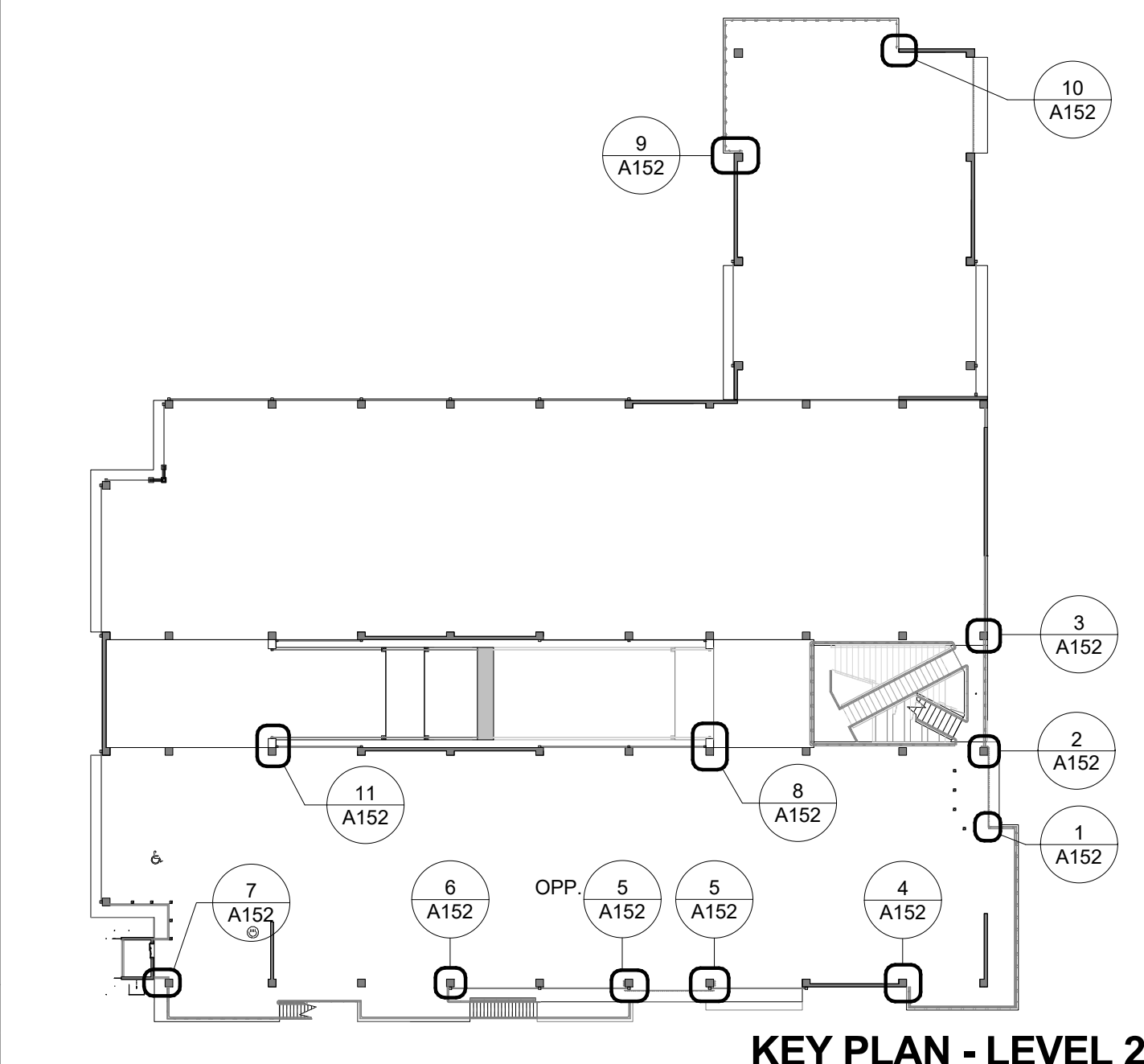
9 RAILING TYPE 1 @ COLUMN
3/4" = 1'-0"



6 RAILING TYPE 2 & RAILING TYPE 4 @ COLUMN
3/4" = 1'-0"



3 RAILING TYPE 1 & RAILING TYPE 2 @ COLUMN
3/4" = 1'-0"



KEY PLAN - LEVEL 2

FERRARO CHOI
FERRARO CHOI AND ASSOCIATES LTD
ARCHITECTURE / INTERIOR ARCHITECTURE / RESEARCH
1240 ALA MOANA BLVD. STE. 510, HONOLULU, HI 96814
TEL 808.533.8880 FAX 808.599.3769 www.ferrarochoi.com

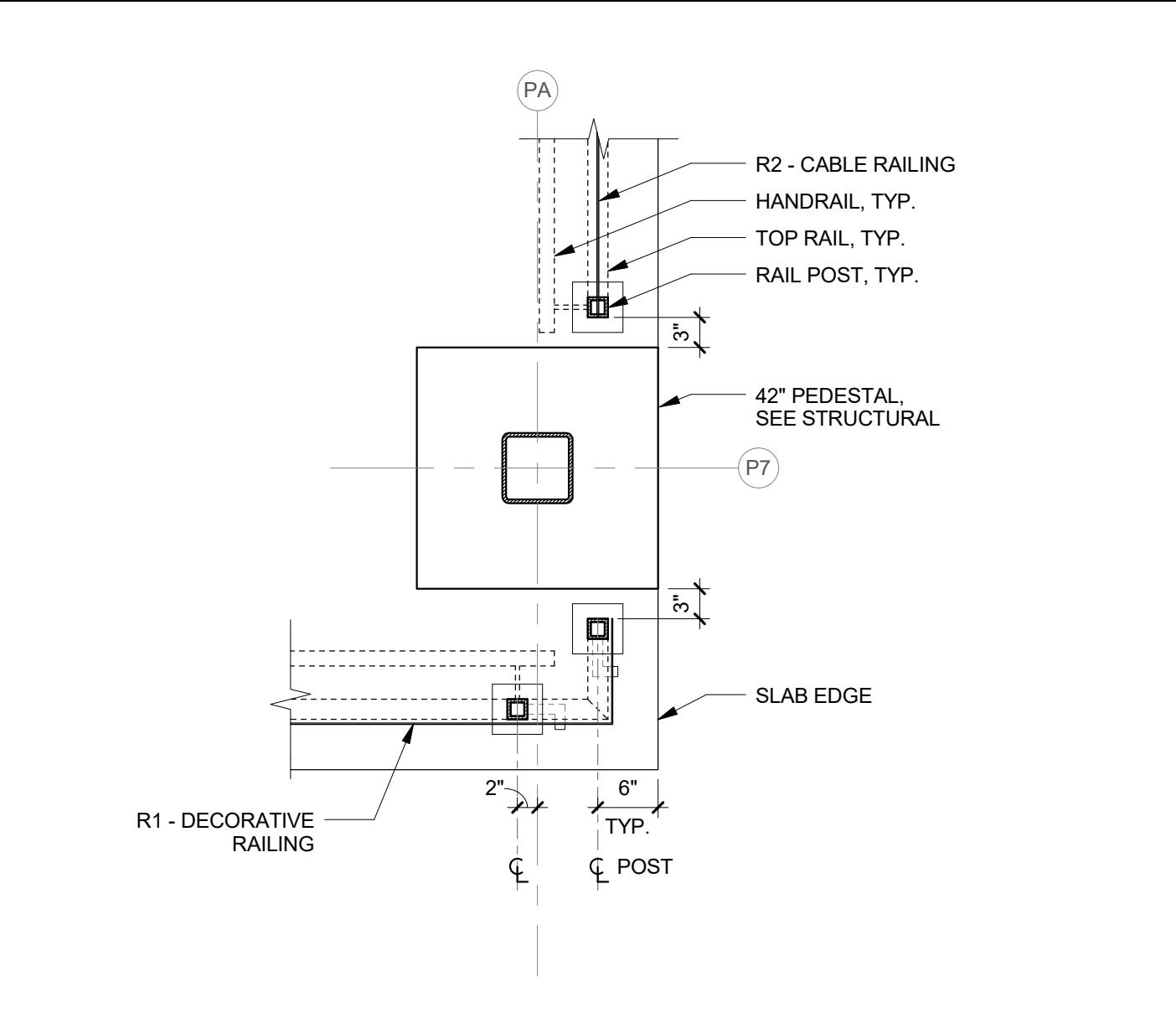
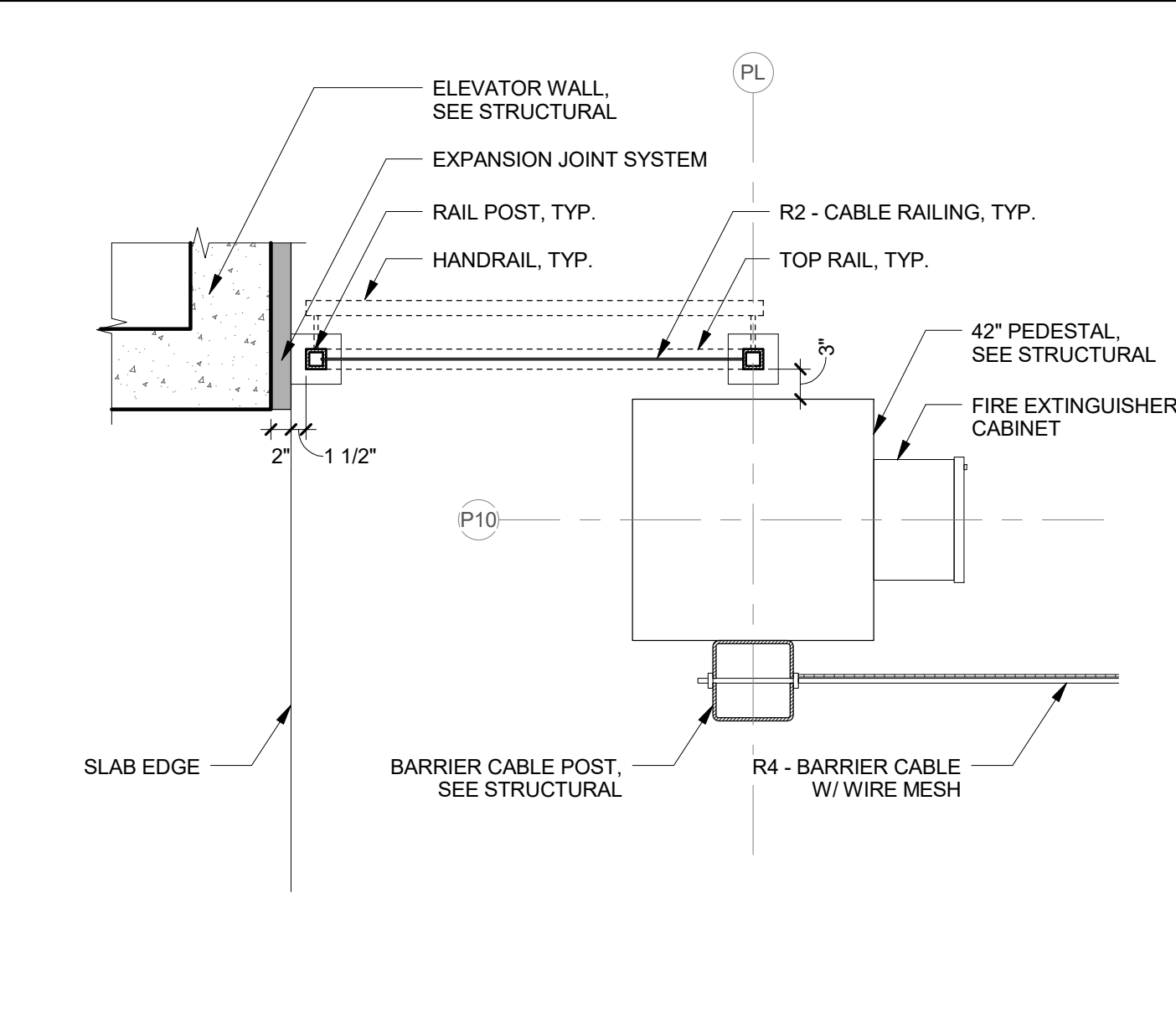
SIGNATURE: _____
LICENSE EXPIRATION DATE: 4/30/20
THIS WORK WAS PREPARED BY ME OR UNDER MY CLOSE PERSONAL SUPERVISION AND I AM A LICENSED ARCHITECT UNDER THE ARCHITECTURE ACT OF THE STATE OF HAWAII, DEPARTMENT OF COMMERCE AND CONSUMER AFFAIRS.

WAILUKU CIVIC COMPLEX PHASE 1B
100% FINAL DESIGN
[Signature]

SHEET TITLE:
PLAN DETAILS - LEVEL 2

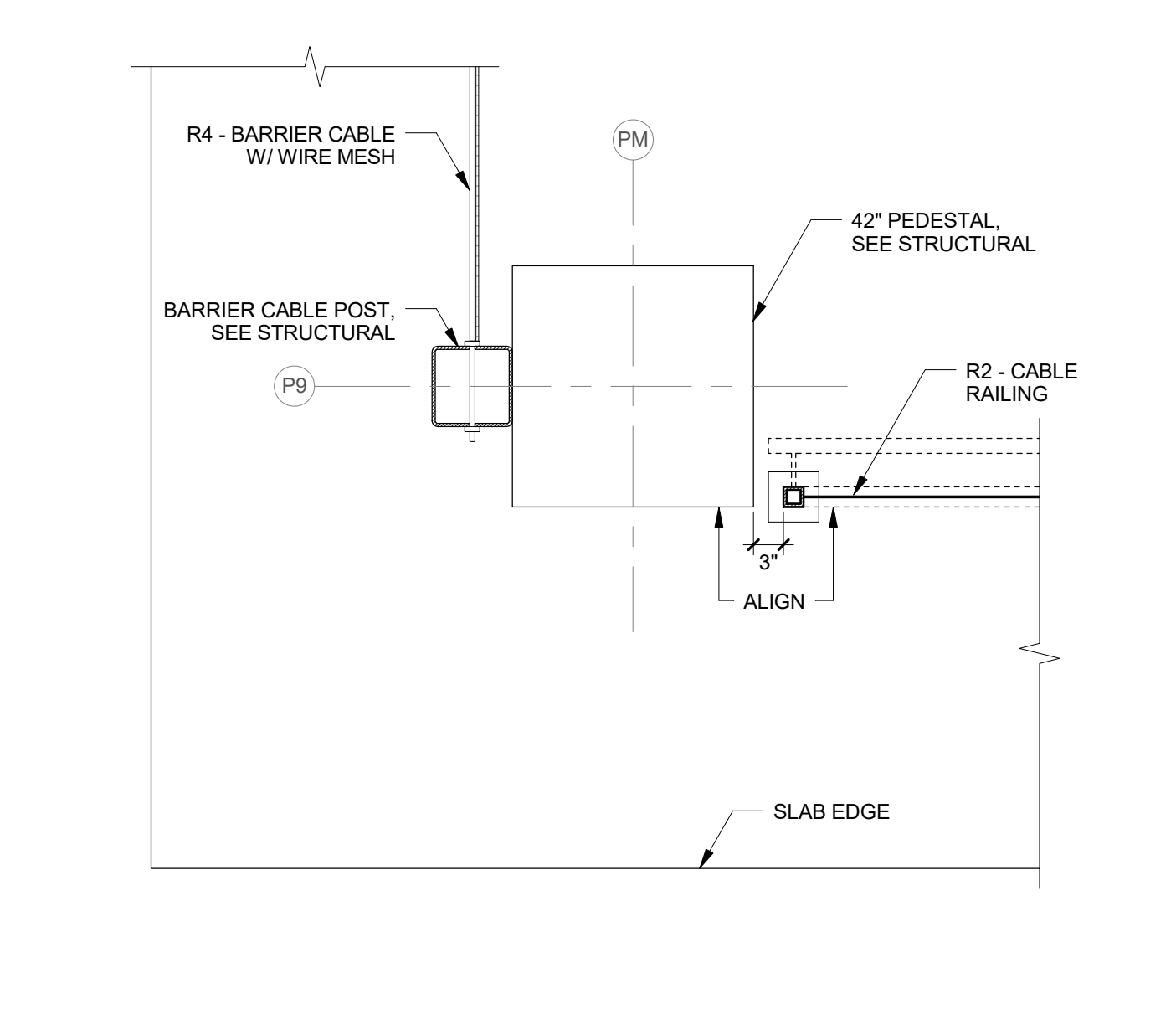
PROJECT:	2017-001
DRAWN:	FCA
DATE:	7/25/2019
PHASE:	SHEET: 1B A152
OF SHEETS:	OF SHEETS

COPYRIGHT PROTECTED: THIS WORK IS PROTECTED UNDER THE 1990 ARCHITECTURAL WORKS COPYRIGHT PROTECTION ACT



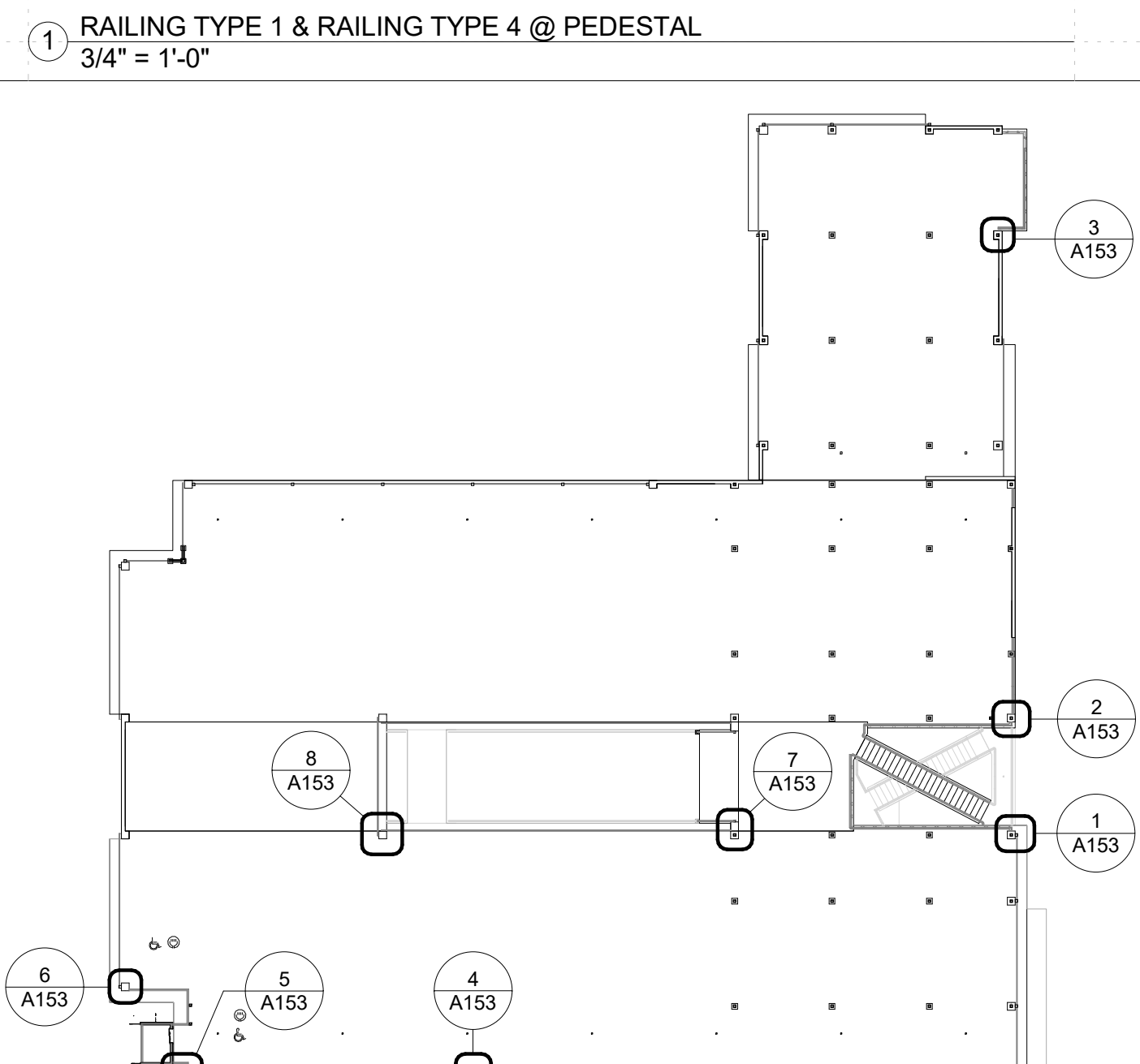
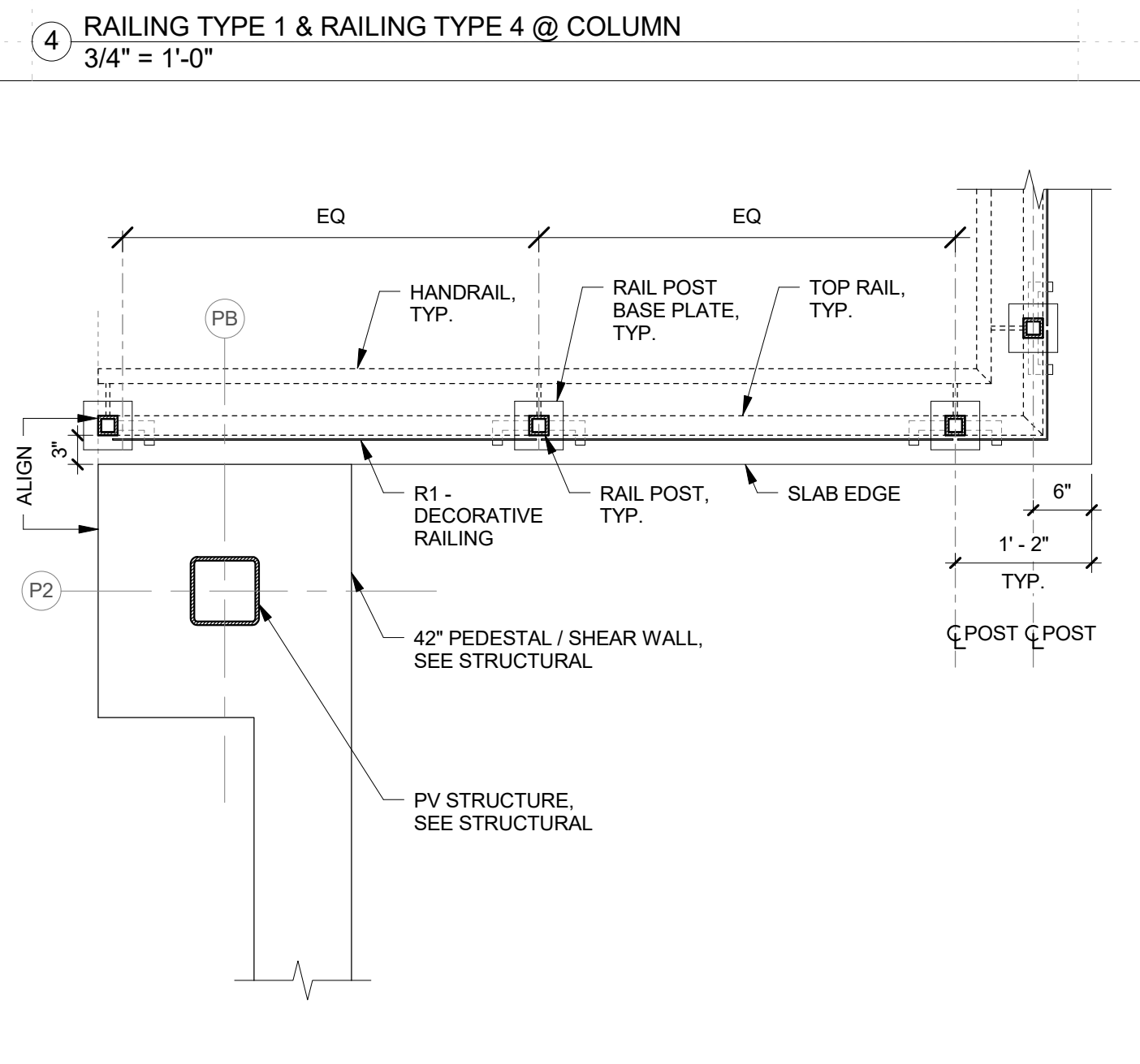
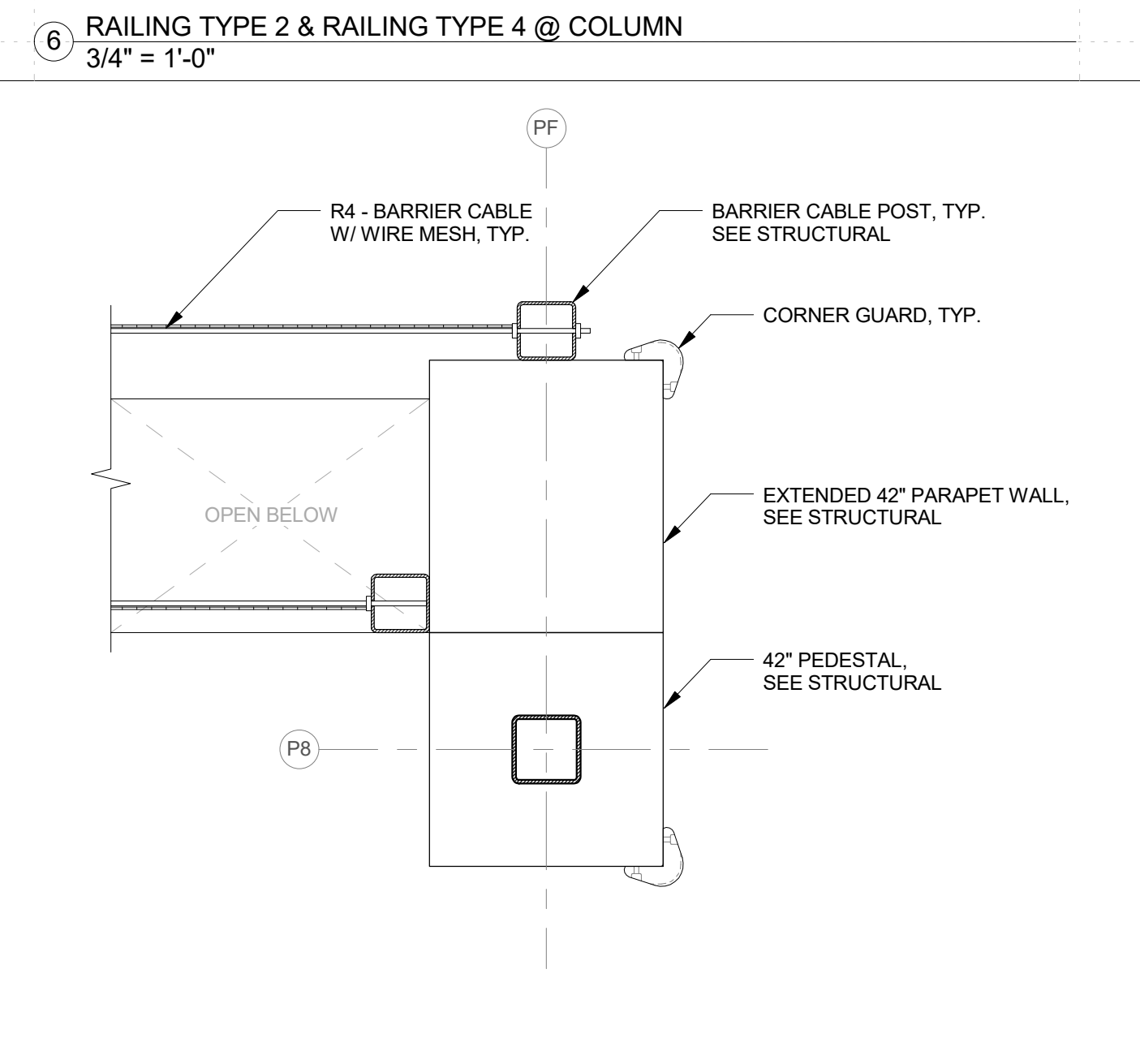
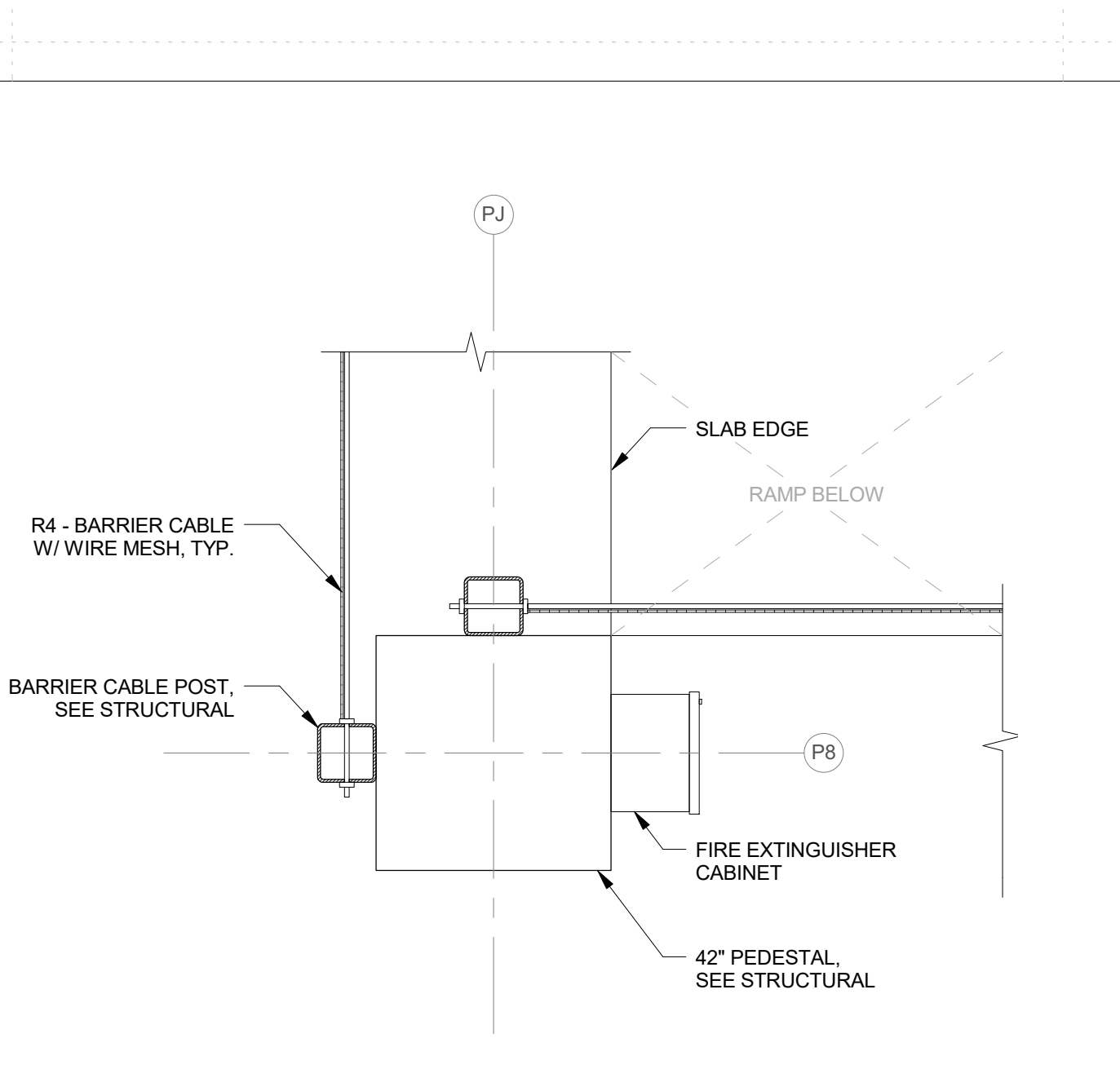
5 RAILING TYPE 2 & RAILING TYPE 4 @ COLUMN & ELEVATOR
3/4" = 1'-0"

2 RAILING TYPE 1 & RAILING TYPE 2 @ PEDESTAL
3/4" = 1'-0"



6 RAILING TYPE 2 & RAILING TYPE 4 @ COLUMN
3/4" = 1'-0"

1 RAILING TYPE 1 & RAILING TYPE 4 @ PEDESTAL
3/4" = 1'-0"



8 RAILING TYPE 4 @ COLUMN
3/4" = 1'-0"

7 RAILING TYPE 4 @ RAMP EXTENDED WALL
3/4" = 1'-0"

3 RAILING TYPE 1 @ PEDESTAL
3/4" = 1'-0"

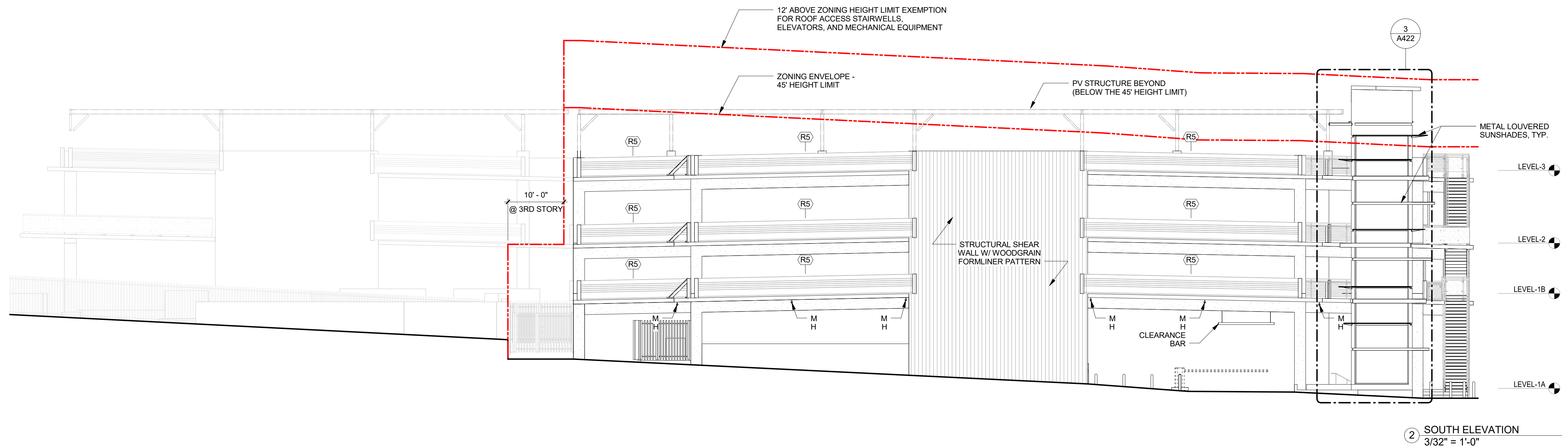
KEY PLAN - LEVEL 3

FERRARO CHOI
 FERRARO CHOI AND ASSOCIATES LTD
 ARCHITECTURE / INTERIOR ARCHITECTURE / RESEARCH
 1240 ALA MOANA BLVD. STE 510, HONOLULU, HI 96814
 TEL 808.533.8880 FAX 808.599.3769 WWW.FERRAROCHOI.COM

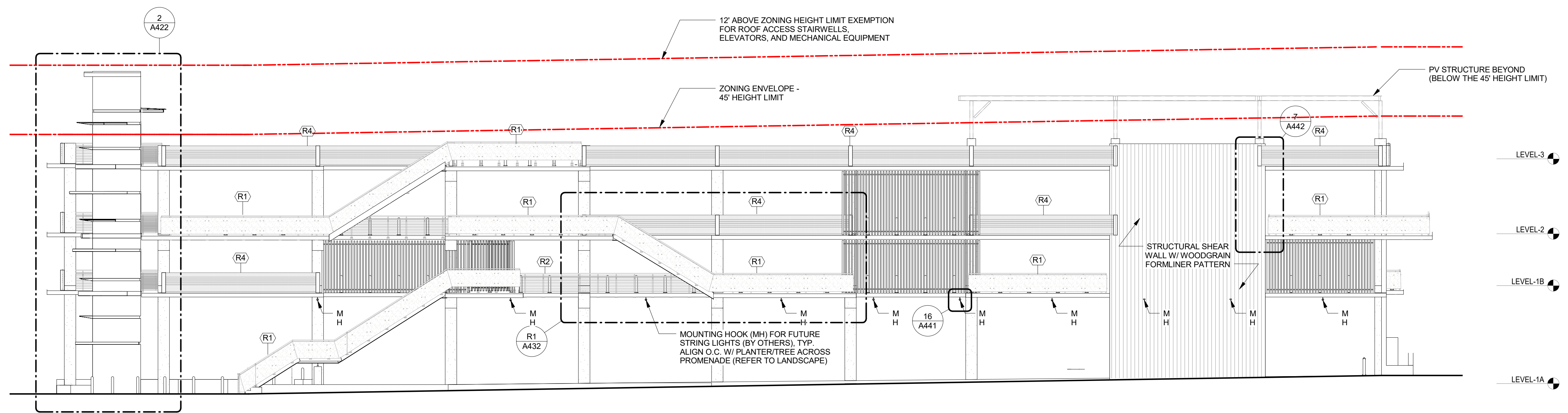
WAILUKU CIVIC COMPLEX PHASE 1B
 100% FINAL DESIGN
 [Signature]

PROJECT:	2017-001	REVISIONS:	
DRAWN:	Author	SHEET TITLE:	PLAN DETAILS - LEVEL 3
DATE:	7/25/2019	CADD FILE:	
PHASE:	1B	SHEET:	A153
OF SHEETS:			

COPYRIGHT PROTECTED: THIS WORK IS PROTECTED UNDER THE 1990 ARCHITECTURAL WORKS COPYRIGHT PROTECTION ACT



2 SOUTH ELEVATION
3/32" = 1'-0"



1 EAST ELEVATION
3/32" = 1'-0"

EXTERIOR ELEVATIONS

GENERAL NOTES:

- ALL CONCRETE SURFACES AND SLAB EDGES TO BE PAINTED (REFER TO FINISH LEGEND)

- LEGEND:
- ZONING ENVELOPE
- RAILING / FENCE TYPES**
- R1 DECORATIVE W/ ILLUMINATED HANDRAIL
 - R2 CABLE
 - R24 CABLE W/ ILLUMINATED HANDRAIL
 - R3 HANDRAIL & POST
 - R34 ILLUMINATED HANDRAIL & POST
 - R4 VEHICLE BARRIER CABLE W/ WIRE MESH
 - R5 VEHICLE BARRIER CABLE W/ METAL SCREEN
 - F1 WOODGRAIN ALUMINUM FENCE
 - F2 SECURITY FENCE W/ WELDED WIRE MESH
- SPECIAL EQUIPMENT**
- CG-1 CORNER GUARD
 - EV-1 EV CHARGING STATION
 - FE-1 FIRE EXTINGUISHER
 - FEC-1 FIRE EXTINGUISHER W/ CABINET

KEYPLAN:

GRAPHIC SCALE: [3/32" = 1'-0"]

FERRARO CHOI

FERRARO CHOI AND ASSOCIATES LTD
ARCHITECTURE / INTERIOR ARCHITECTURE / RESEARCH
1240 A LA MOANA BLVD., STE. 510, HONOLULU, HI 96814
TEL 808.533.8880 FAX 808.599.3769 WWW.FERRAROCHOI.COM

WAILUKU CIVIC COMPLEX
PHASE 1B
100% FINAL DESIGN
[PUV80U0UPJUVJ0V0P]

PARKING GARAGE ELEVATIONS

PROJECT: 2017-001
DRAWN: FCA
DATE: 7/25/2019
PHASE: SHEET: 1B A211 OF SHEETS

REVISIONS:

1	
2	
3	
4	
5	
6	
7	
8	
9	
10	
11	
12	
13	
14	
15	
16	
17	
18	
19	
20	

CADD FILE:

SIGNATURE
 LICENSE EXPIRATION DATE: 4/30/20
 THIS WORK WAS PREPARED BY ME OR UNDER MY CLOSE PERSONAL SUPERVISION AND SHALL BE UNDER MY OBSERVATION AND CONTROL IN ACCORDANCE WITH THE HAWAIIAN ARCHITECTURE, ENGINEERING AND CONSUMER AFFAIRS ACT.

WAILUKU CIVIC COMPLEX PHASE 1B 100% FINAL DESIGN

PUV/R0UJ0UPJWJW0WJ0P

SHEET TITLE:
PARKING GARAGE ELEVATIONS
 CADD FILE:

PROJECT: 2017-001
 DRAWN: FCA
 DATE: 7/25/2019
 PHASE: SHEET: 1B OF 11
 SHEETS OF SHEETS

EXTERIOR ELEVATIONS
 GENERAL NOTES:
 ALL CONCRETE SURFACES AND SLAB EDGES TO BE PAINTED (REFER TO FINISH LEGEND)

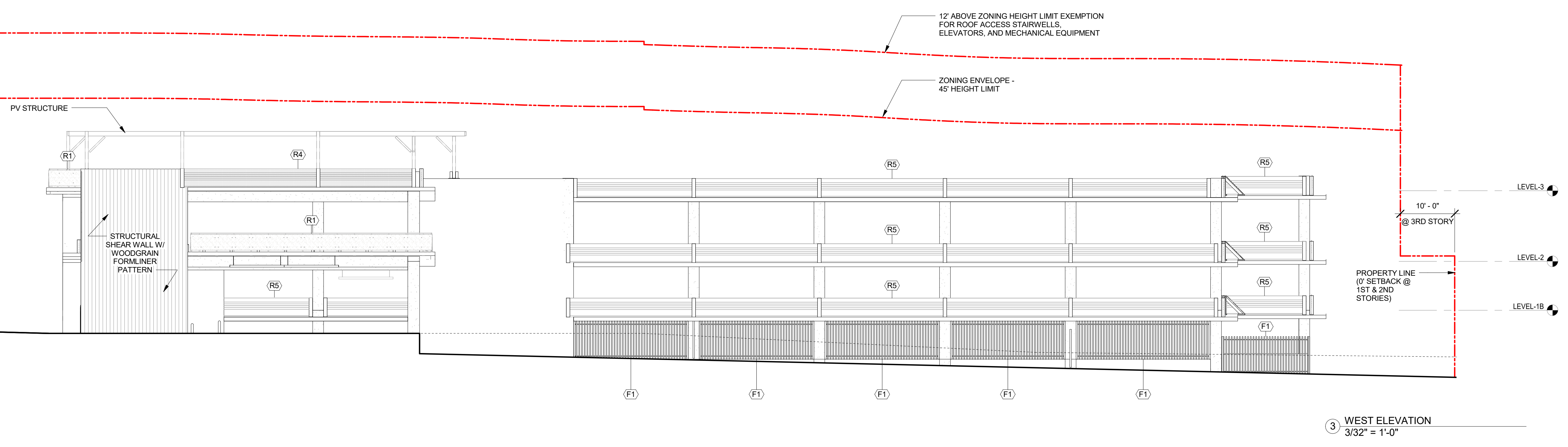
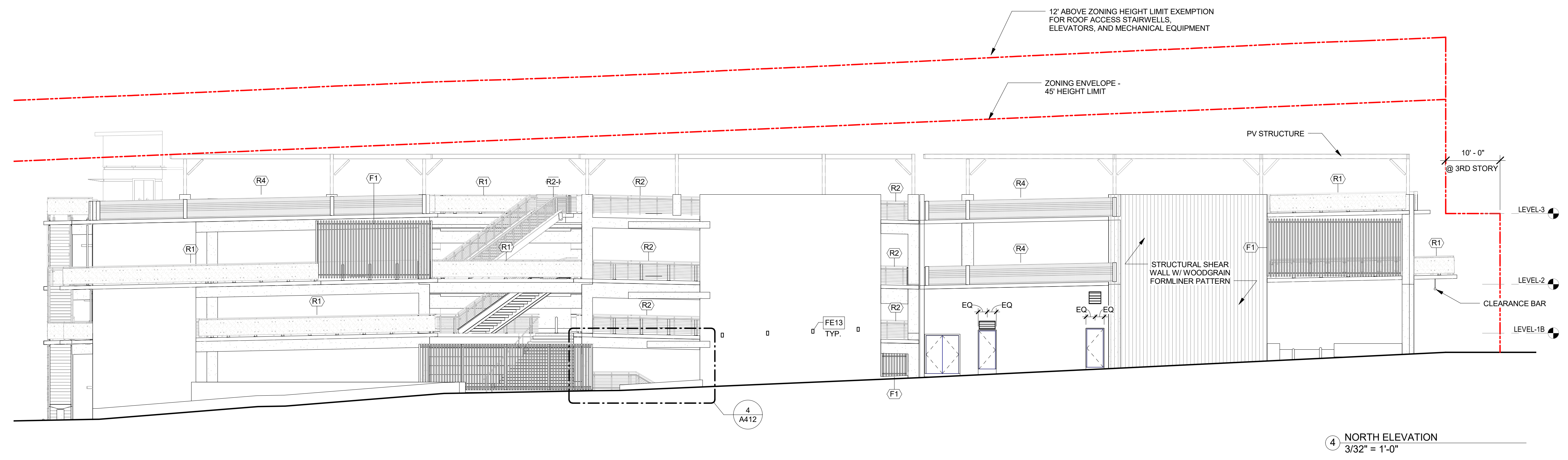
- LEGEND:
- ZONING ENVELOPE
- RAILING / FENCE TYPES
- R1 DECORATIVE W/ ILLUMINATED HANDRAIL
 - R2 CABLE
 - R2-1 CABLE W/ ILLUMINATED HANDRAIL
 - R3 HANDRAIL & POST
 - R3-1 ILLUMINATED HANDRAIL & POST
 - R4 VEHICLE BARRIER CABLE W/ WIRE MESH
 - R5 VEHICLE BARRIER CABLE W/ METAL SCREEN
 - F1 WOODGRAIN ALUMINUM FENCE
 - F2 SECURITY FENCE W/ WELDED WIRE MESH
- SPECIAL EQUIPMENT
- CG-1 CORNER GUARD
 - EV-1 EV CHARGING STATION
 - FE-1 FIRE EXTINGUISHER
 - FEC-1 FIRE EXTINGUISHER W/ CABINET

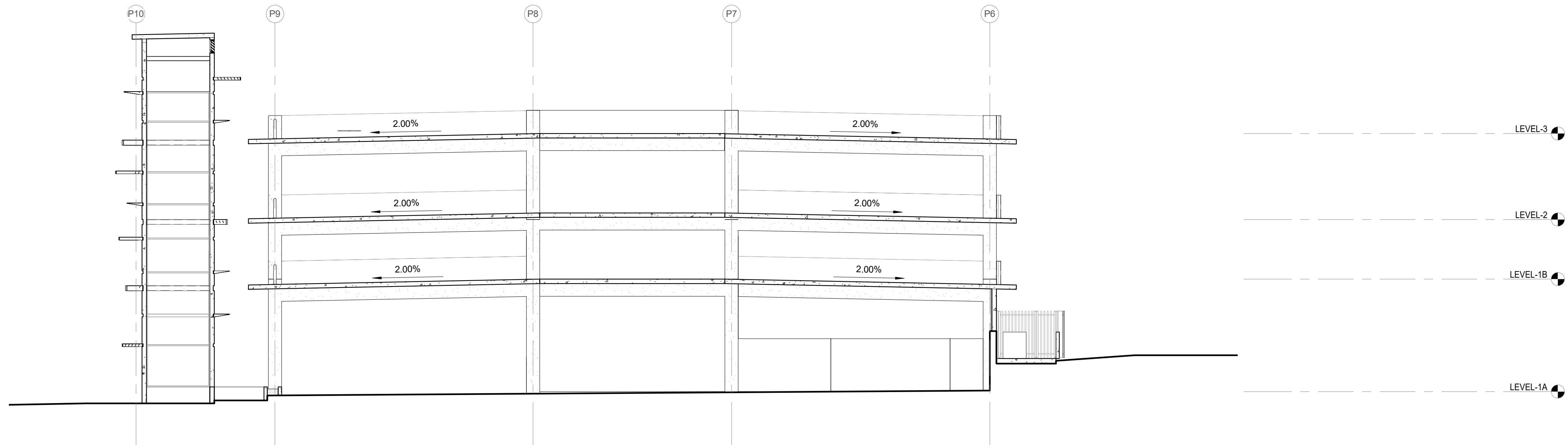
REVISIONS:

1	REVISION
2	REVISION
3	REVISION
4	REVISION
5	REVISION
6	REVISION
7	REVISION
8	REVISION
9	REVISION
10	REVISION

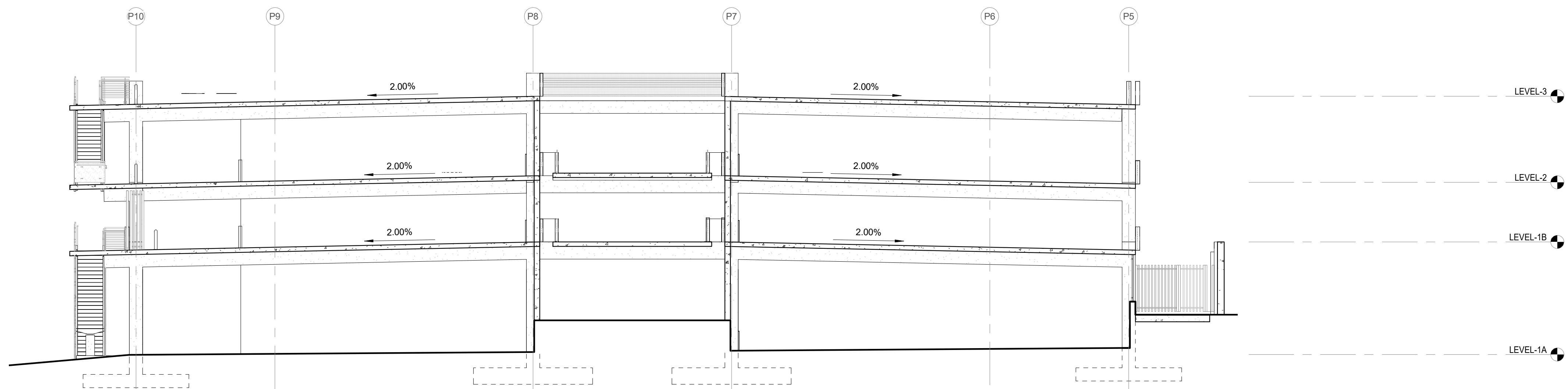
KEYPLAN:

GRAPHIC SCALE: [3/32" = 1'-0"]

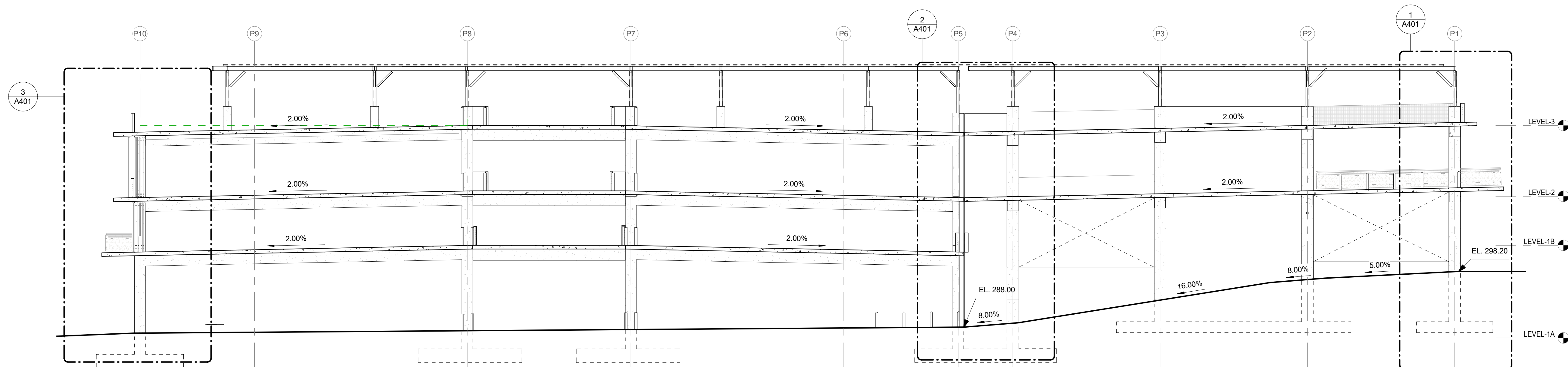




3 SECTION 3
3/32" = 1'-0"



2 SECTION 2
3/32" = 1'-0"



1 SECTION 1
3/32" = 1'-0"

BUILDING SECTIONS

GENERAL NOTES:

- ALL CONCRETE SURFACES AND SLAB EDGES TO BE PAINTED (SEE FINISH LEGEND)

LEGEND:

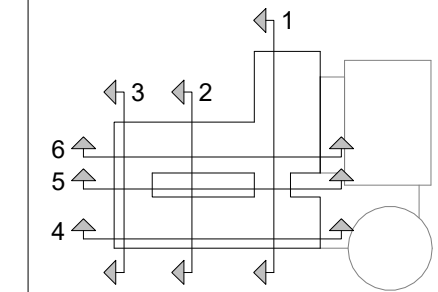
RAILING / FENCE TYPES

- (R1) DECORATIVE W/ ILLUMINATED HANDRAIL
- (R2) CABLE
- (R24) CABLE W/ ILLUMINATED HANDRAIL
- (R3) HANDRAIL & POST
- (R34) ILLUMINATED HANDRAIL & POST
- (R4) VEHICLE BARRIER CABLE W/ WIRE MESH
- (R5) VEHICLE BARRIER CABLE W/ METAL SCREEN
- (F1) WOODGRAIN ALUMINUM FENCE
- (F2) SECURITY FENCE W/ WELDED WIRE MESH

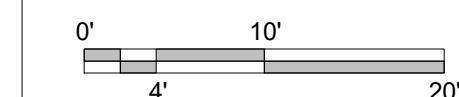
SPECIAL EQUIPMENT

- CG-1 CORNER GUARD
- EV-1 EV CHARGING STATION
- FE-1 FIRE EXTINGUISHER
- FEC-1 FIRE EXTINGUISHER W/ CABINET

KEYPLAN:



GRAPHIC SCALE: [3/32" = 1'-0"]



FERRARO CHOI

FERRARO CHOI AND ASSOCIATES LTD
ARCHITECTURE / INTERIOR ARCHITECTURE / RESEARCH
1240 ALA MOANA BLVD. STE 510, HONOLULU, HI 96814
TEL 808.533.8880 FAX 808.599.3769 WWW.FERRAROCIOI.COM

WAILUKU CIVIC COMPLEX PHASE 1B
100% FINAL DESIGN

PARKING GARAGE SECTIONS

REVISIONS:

2017-001

PROJECT:

FCA

DRAWN:

7/25/2019

DATE:

SHEET:

1B

A311

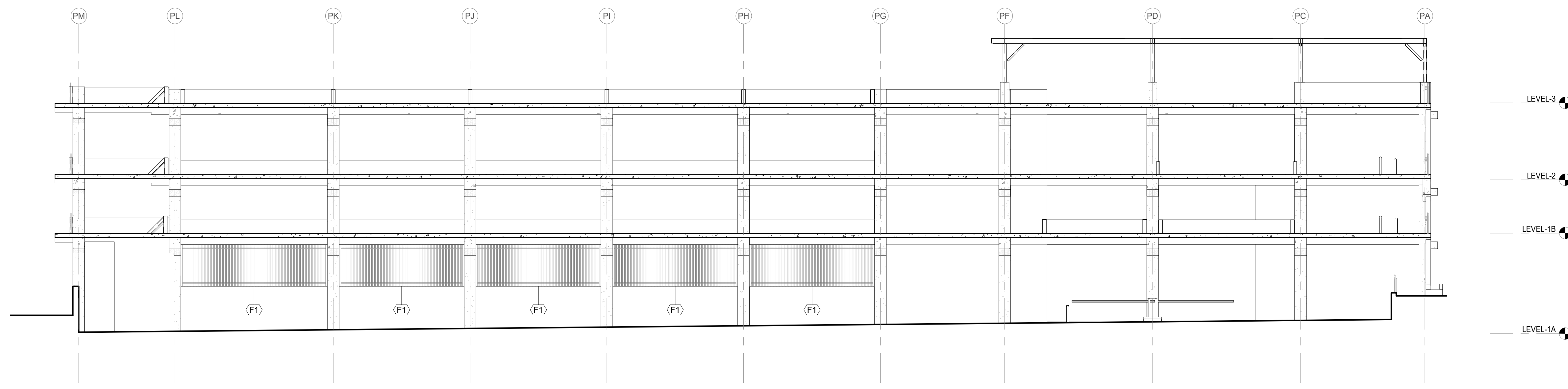
OF SHEETS

PHASE:

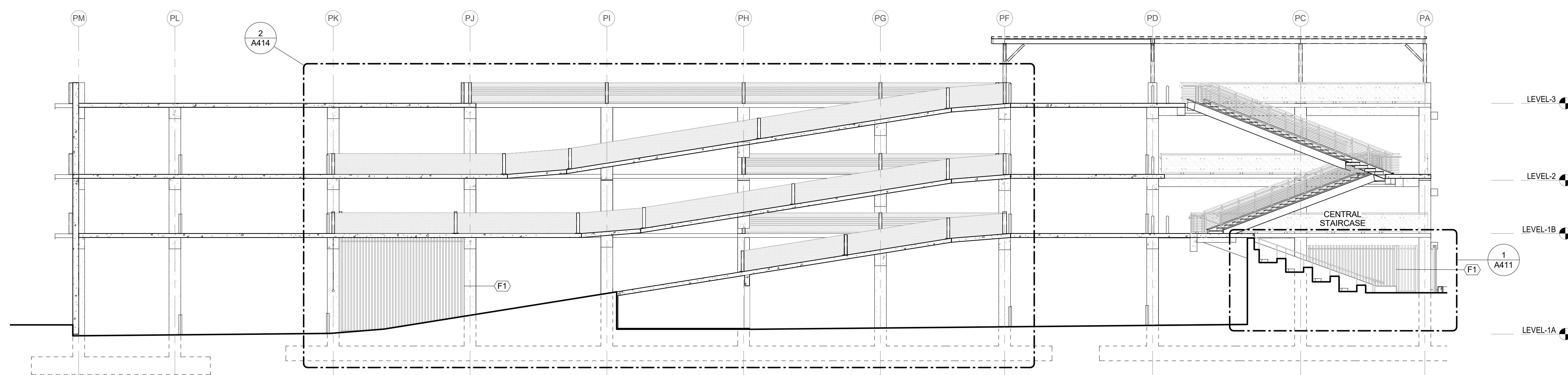
3

OF SHEETS

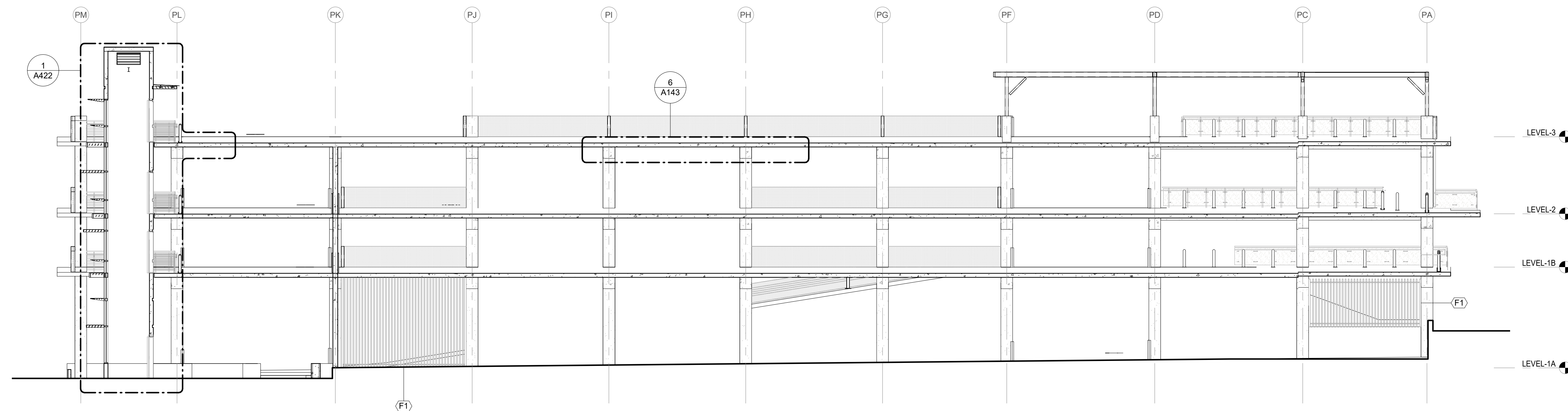
CADD FILE:



6 SECTION 6
3/32" = 1'-0"



5 SECTION 5
3/32" = 1'-0"



4 SECTION 4
3/32" = 1'-0"

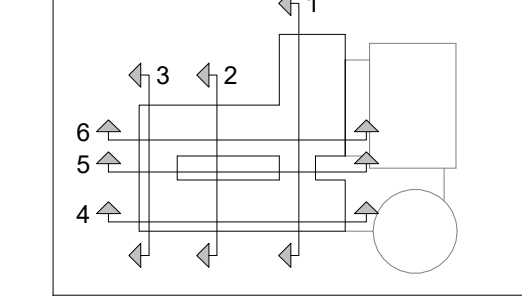
BUILDING SECTIONS

GENERAL NOTES:
• ALL CONCRETE SURFACES AND SLAB EDGES TO BE PAINTED (SEE FINISH LEGEND)

LEGEND:

- RAILING / FENCE TYPES**
- (R1) DECORATIVE W/ ILLUMINATED HANDRAIL
 - (R2) CABLE
 - (R24) CABLE W/ ILLUMINATED HANDRAIL
 - (R3) HANDRAIL & POST
 - (R34) ILLUMINATED HANDRAIL & POST
 - (R4) VEHICLE BARRIER CABLE W/ WIRE MESH
 - (R5) VEHICLE BARRIER CABLE W/ METAL SCREEN
 - (F1) WOODGRAIN ALUMINUM FENCE
 - (F2) SECURITY FENCE W/ WELDED WIRE MESH
- SPECIAL EQUIPMENT**
- CG-1 CORNER GUARD
 - EV-1 EV CHARGING STATION
 - FE-1 FIRE EXTINGUISHER
 - FEC-1 FIRE EXTINGUISHER W/ CABINET

KEYPLAN:



GRAPHIC SCALE: [3/32" = 1'-0"]
0' 10' 20'

FERRARO CHOI
FERRARO CHOI AND ASSOCIATES LTD
ARCHITECTURE / INTERIOR ARCHITECTURE / RESEARCH
1240 A LA MOANA BLVD., STE. 510, HONOLULU, HI 96814
TEL 808.533.8880 FAX 808.599.3769 www.ferrarochoi.com

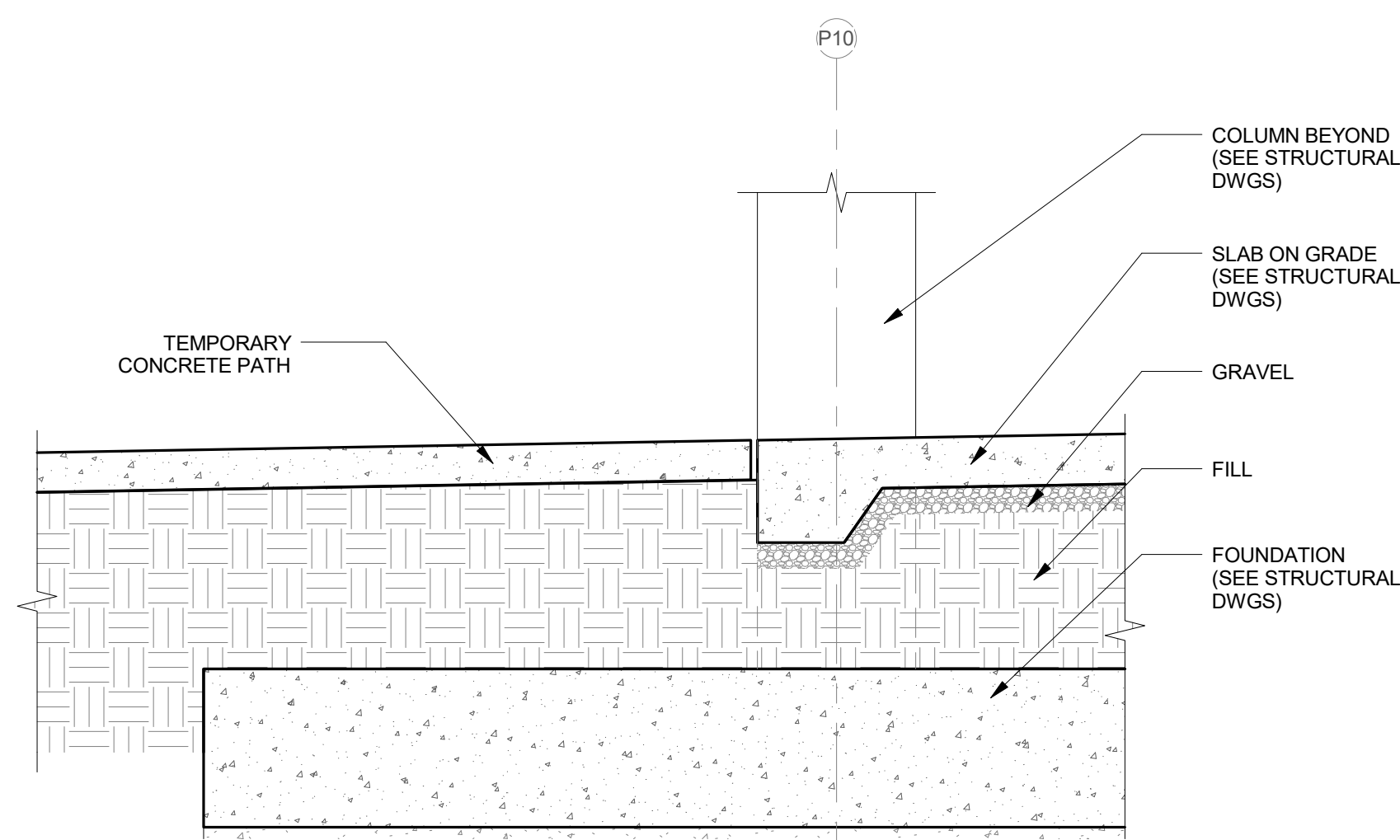
SIGNATURE
LICENSE EXPIRATION DATE: 4/30/20
THIS WORK WAS PREPARED BY ME OR UNDER MY CLOSE PERSONAL SUPERVISION AND I AM A LICENSED ARCHITECT UNDER THE BOARD OF ARCHITECTURE AND CONSUMER AFFAIRS

WAILUKU CIVIC COMPLEX PHASE 1B
100% FINAL DESIGN
[PUYARUJUPUJUPUJUPUJUP]

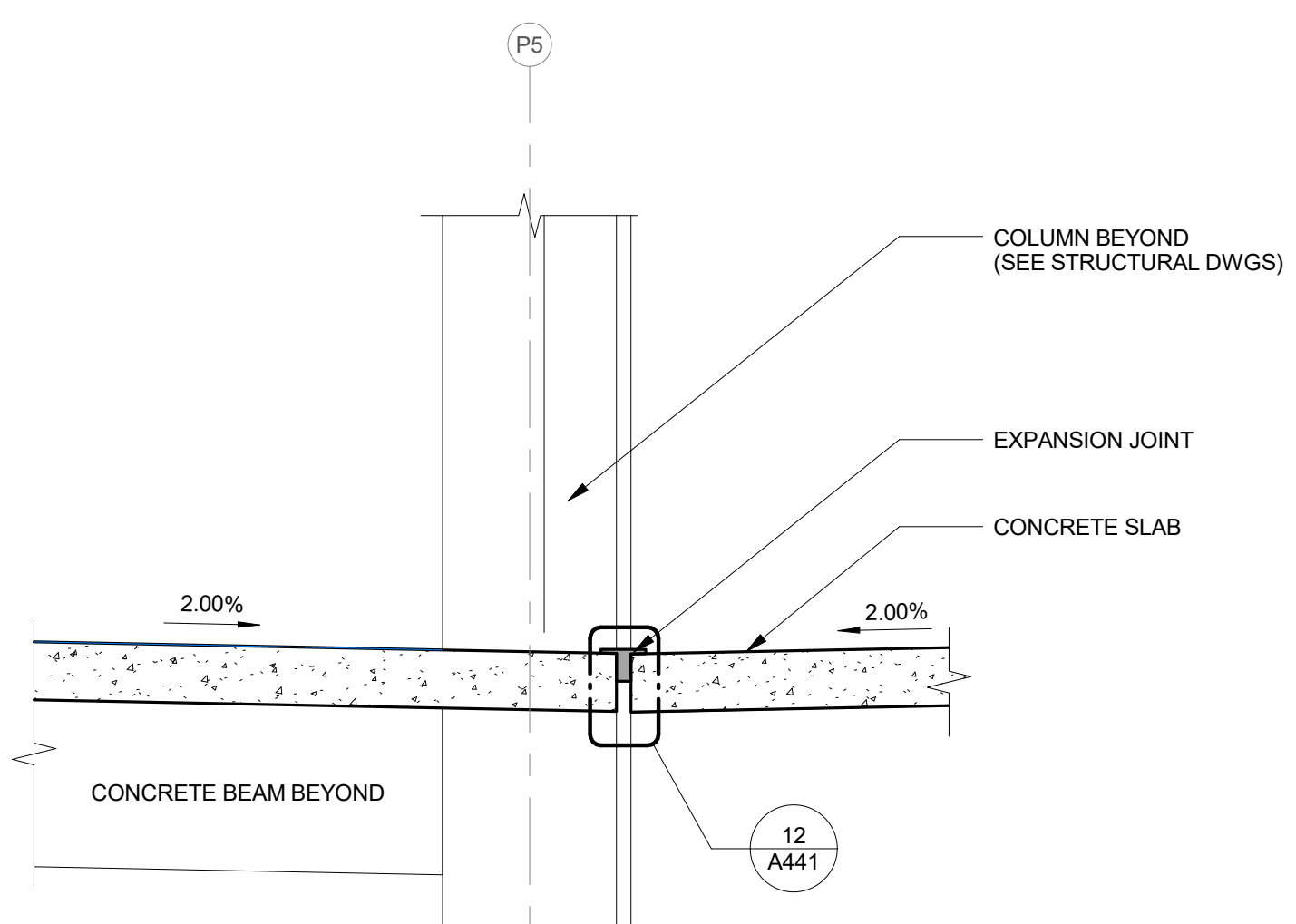
SHEET TITLE:
PARKING GARAGE SECTIONS

REVISIONS:

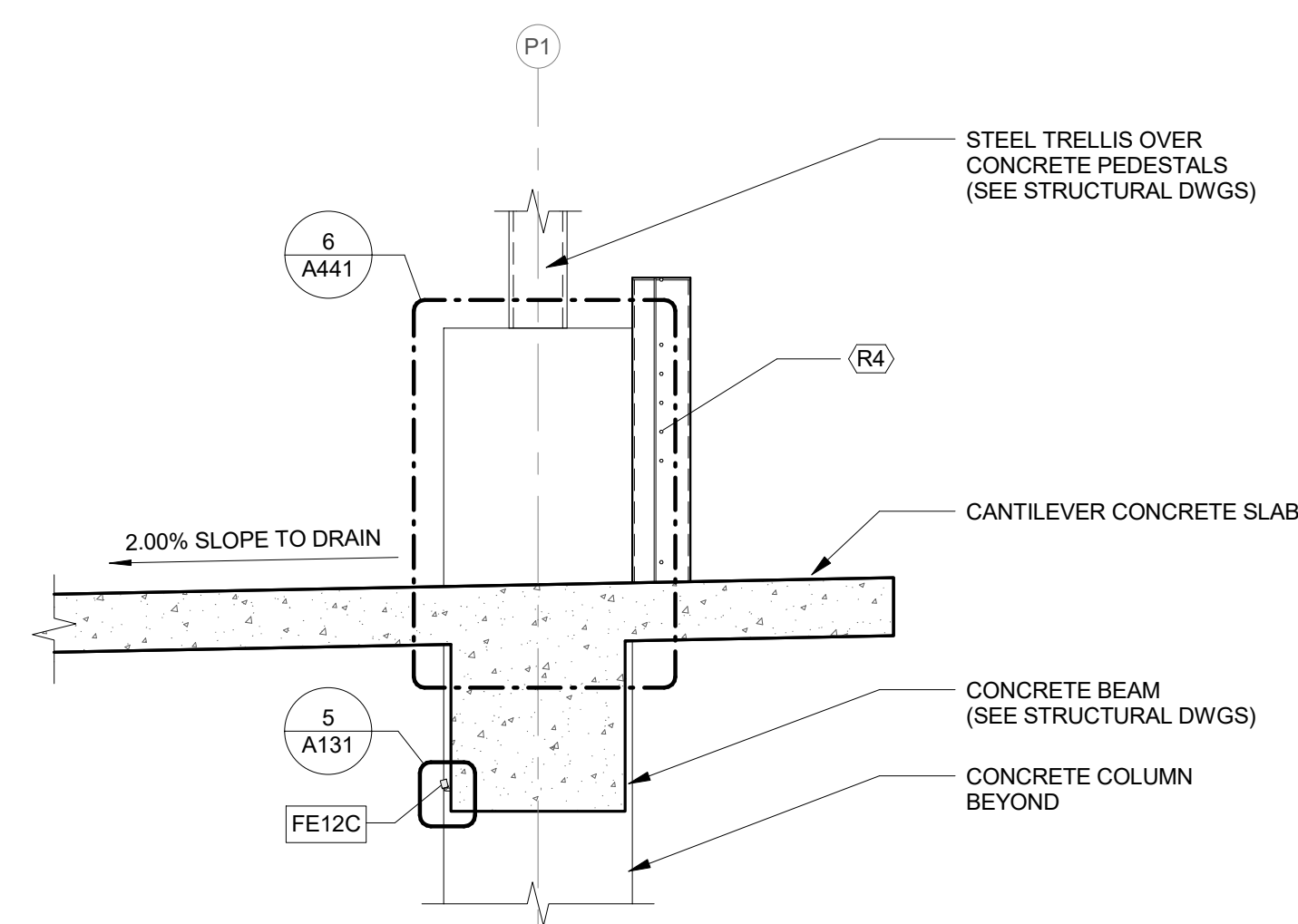
PROJECT: 2017-001
DRAWN: FCA
DATE: 7/25/2019
PHASE: SHEET: **1B A312**
OF SHEETS



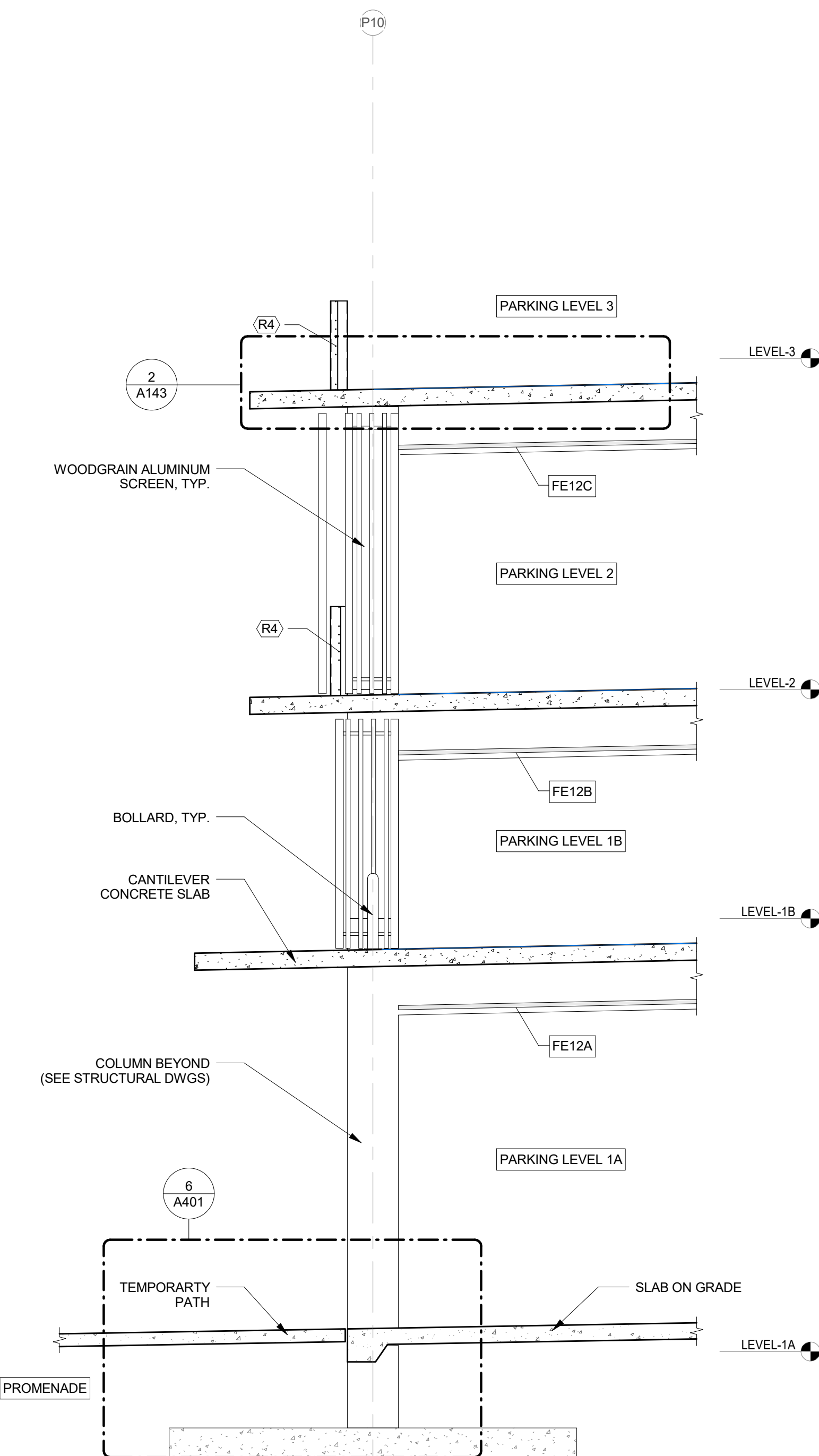
6 WALL SECTION 3 - DETAIL 1
1/2" = 1'-0"



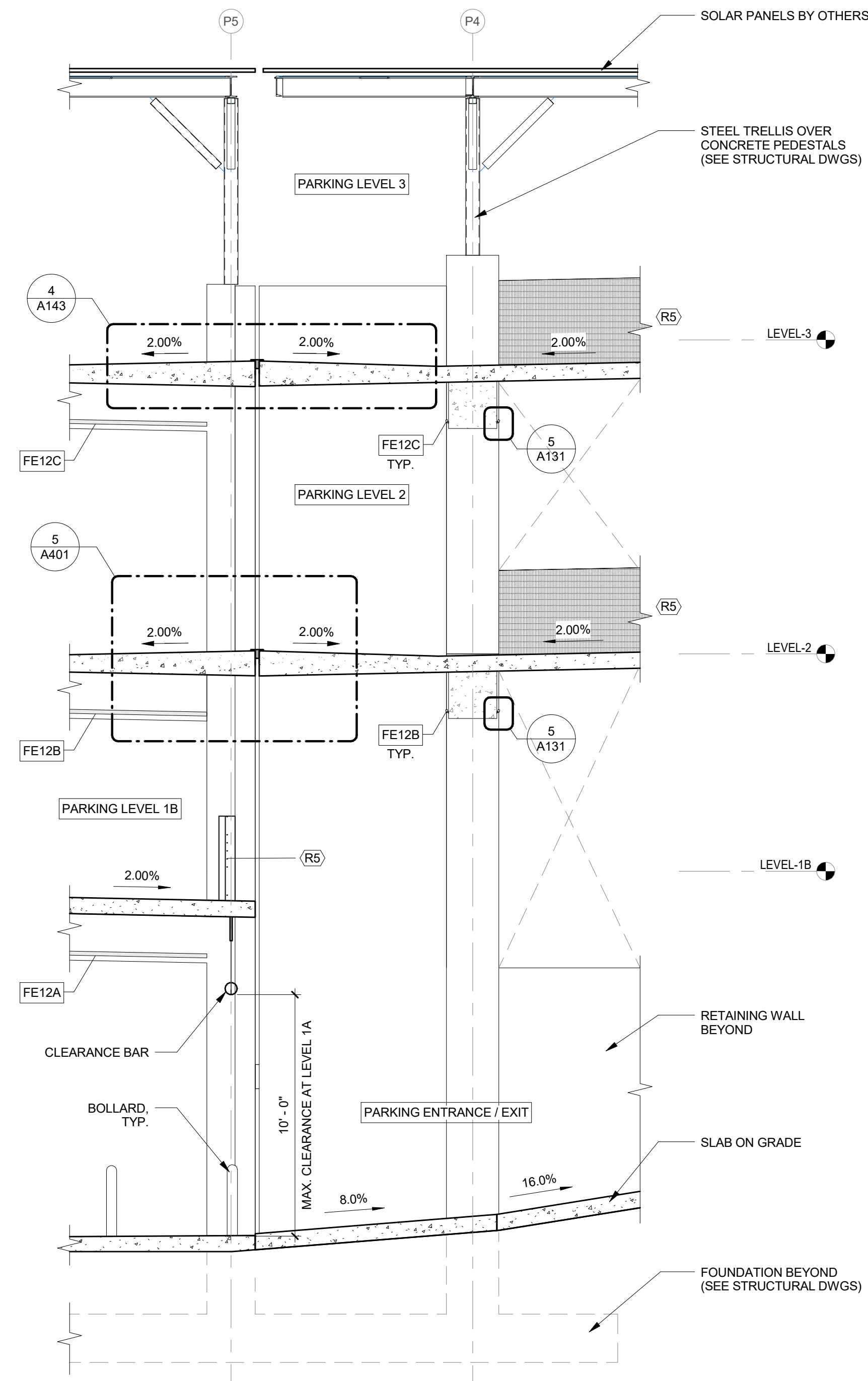
5 WALL SECTION 2 - DETAIL 1
1/2" = 1'-0"



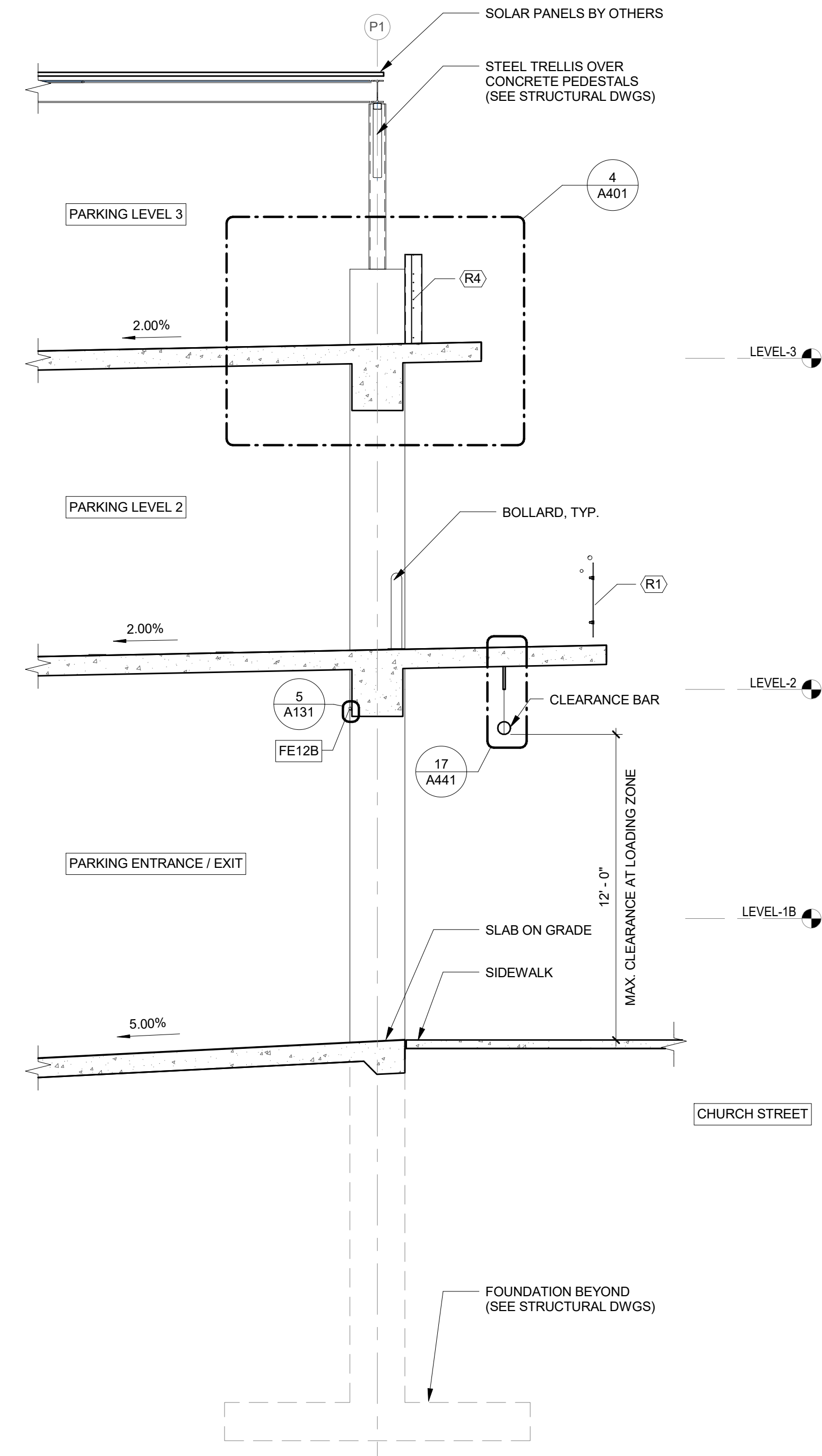
4 WALL SECTION 1 - DETAIL 1
1/2" = 1'-0"



3 WALL SECTION 3
1/4" = 1'-0"



2 WALL SECTION 2
1/4" = 1'-0"

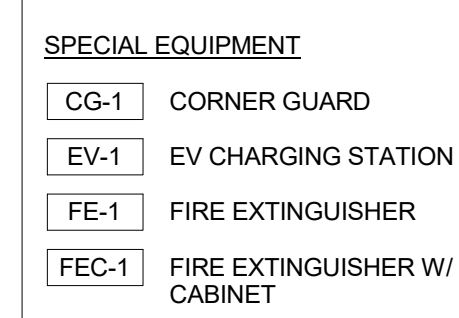


1 WALL SECTION 1
1/4" = 1'-0"

BUILDING SECTIONS

GENERAL NOTES:
• ALL CONCRETE SURFACES AND SLAB EDGES TO BE PAINTED (SEE FINISH LEGEND)

- LEGEND:
- RAILING / FENCE TYPES**
- (R1) DECORATIVE W/ ILLUMINATED HANDRAIL
 - (R2) CABLE
 - (R24) CABLE W/ ILLUMINATED HANDRAIL
 - (R3) HANDRAIL & POST
 - (R34) ILLUMINATED HANDRAIL & POST
 - (R4) VEHICLE BARRIER CABLE W/ WIRE MESH
 - (R5) VEHICLE BARRIER CABLE W/ METAL SCREEN
 - (F1) WOODGRAIN ALUMINUM FENCE
 - (F2) SECURITY FENCE W/ WELDED WIRE MESH
- SPECIAL EQUIPMENT**
- CG-1 CORNER GUARD
 - EV-1 EV CHARGING STATION
 - FE-1 FIRE EXTINGUISHER
 - FEC-1 FIRE EXTINGUISHER W/ CABINET



FERRARO CHOI

FERRARO CHOI AND ASSOCIATES LTD
ARCHITECTURE / INTERIOR ARCHITECTURE / RESEARCH
1240 ALA MOANA BLVD., STE. 510, HONOLULU, HI 96814
TEL 808.533.8880 FAX 808.599.3769 www.ferrarochoi.com

WAILUKU CIVIC COMPLEX PHASE 1B

100% FINAL DESIGN

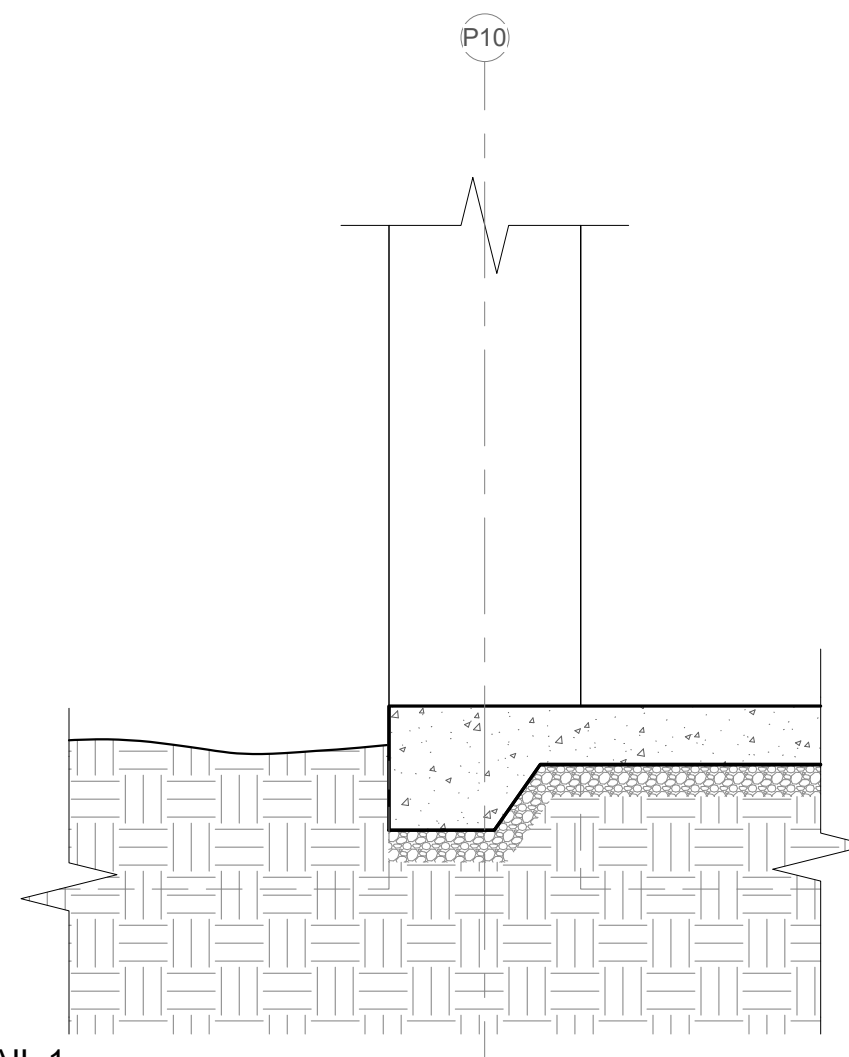
PROJECT: 2017-001
DRAWN: FCA
DATE: 7/25/2019
PHASE: 1B
SHEET: A401
OF SHEETS

PARKING GARAGE WALL SECTIONS & DETAILS

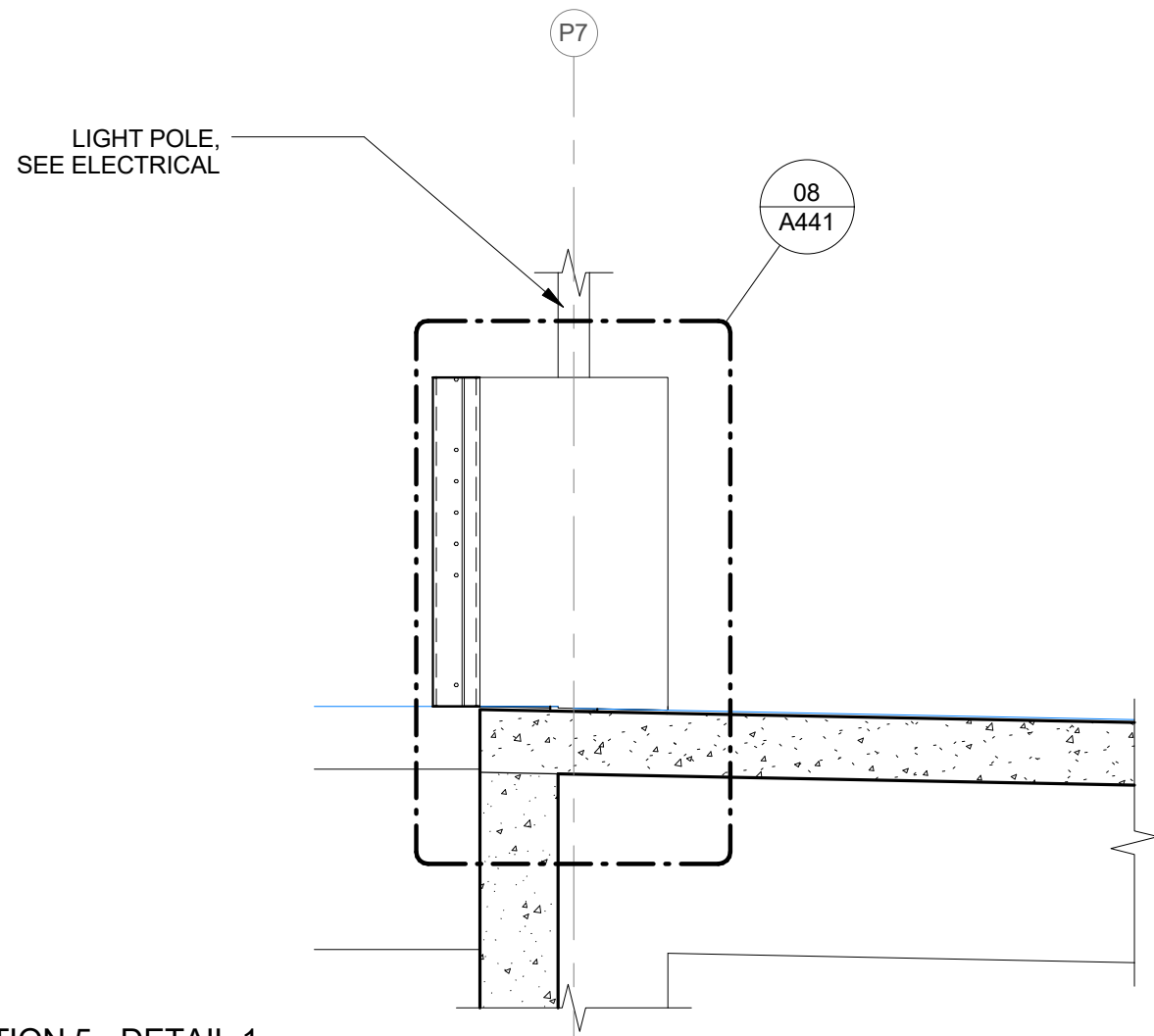
SHEET TITLE:

REVISIONS:

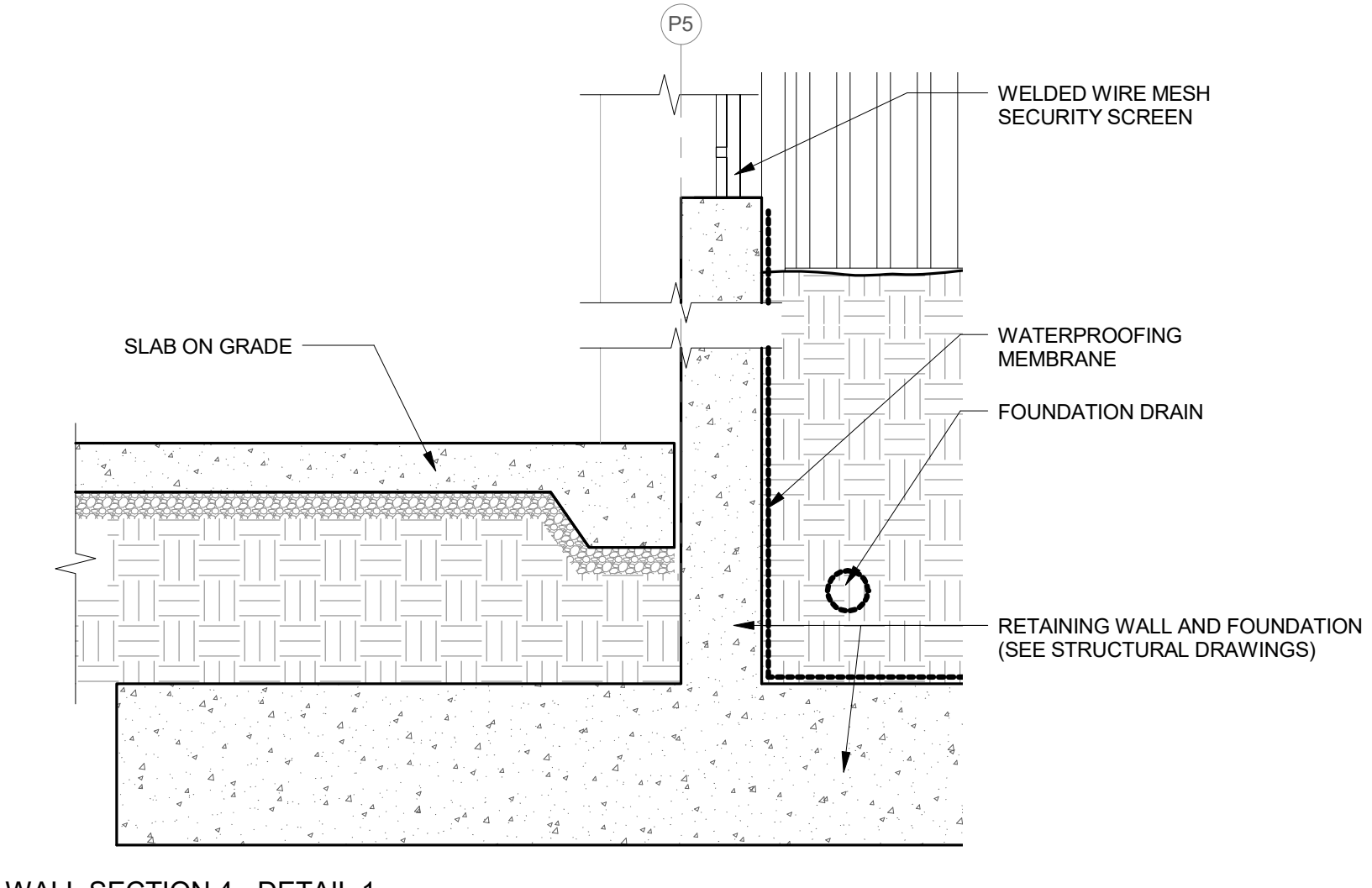
COPYRIGHT PROTECTED: THIS WORK IS PROTECTED UNDER THE 1990 ARCHITECTURAL WORKS COPYRIGHT PROTECTION ACT



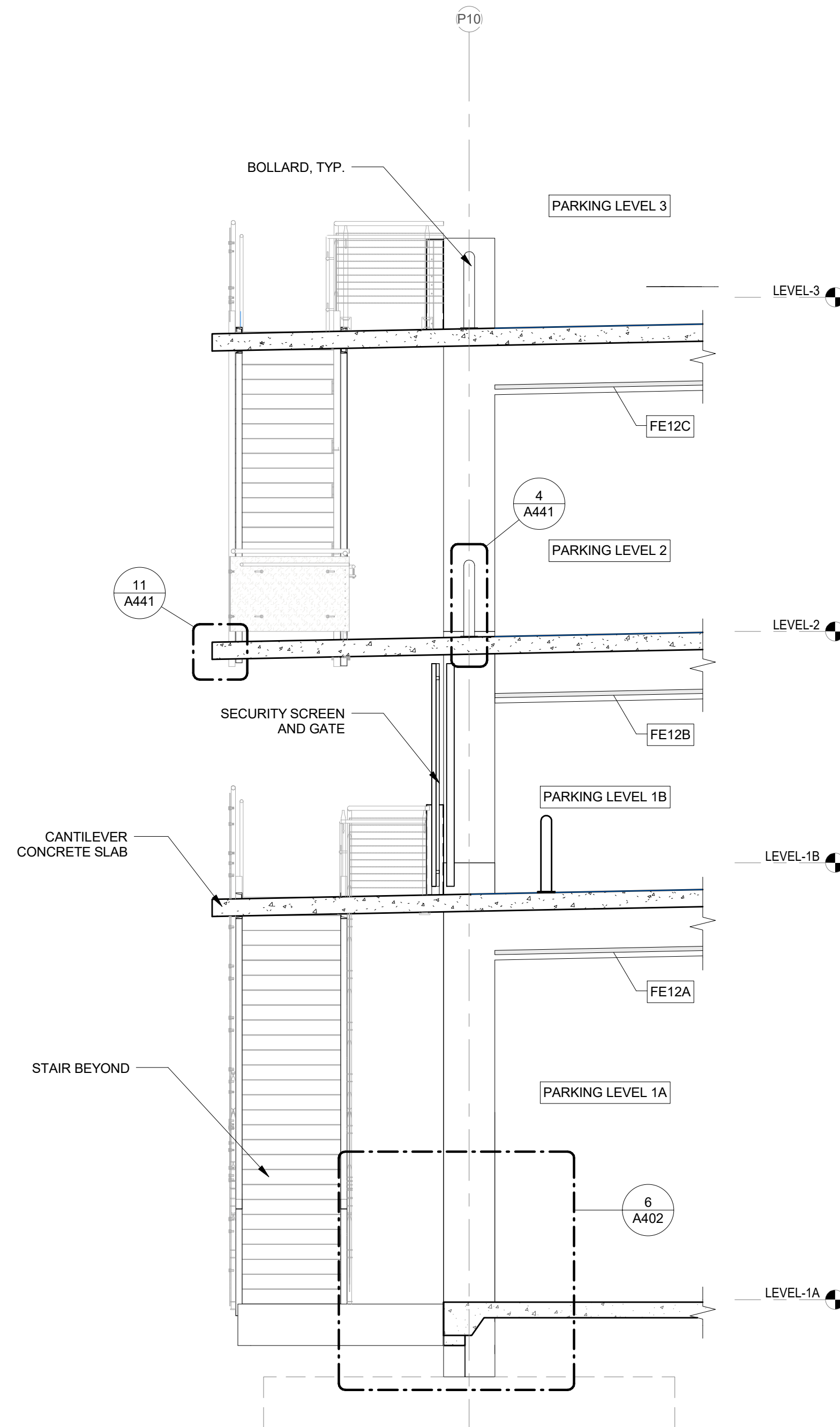
6 WALL SECTION 6 - DETAIL 1
1/2" = 1'-0"



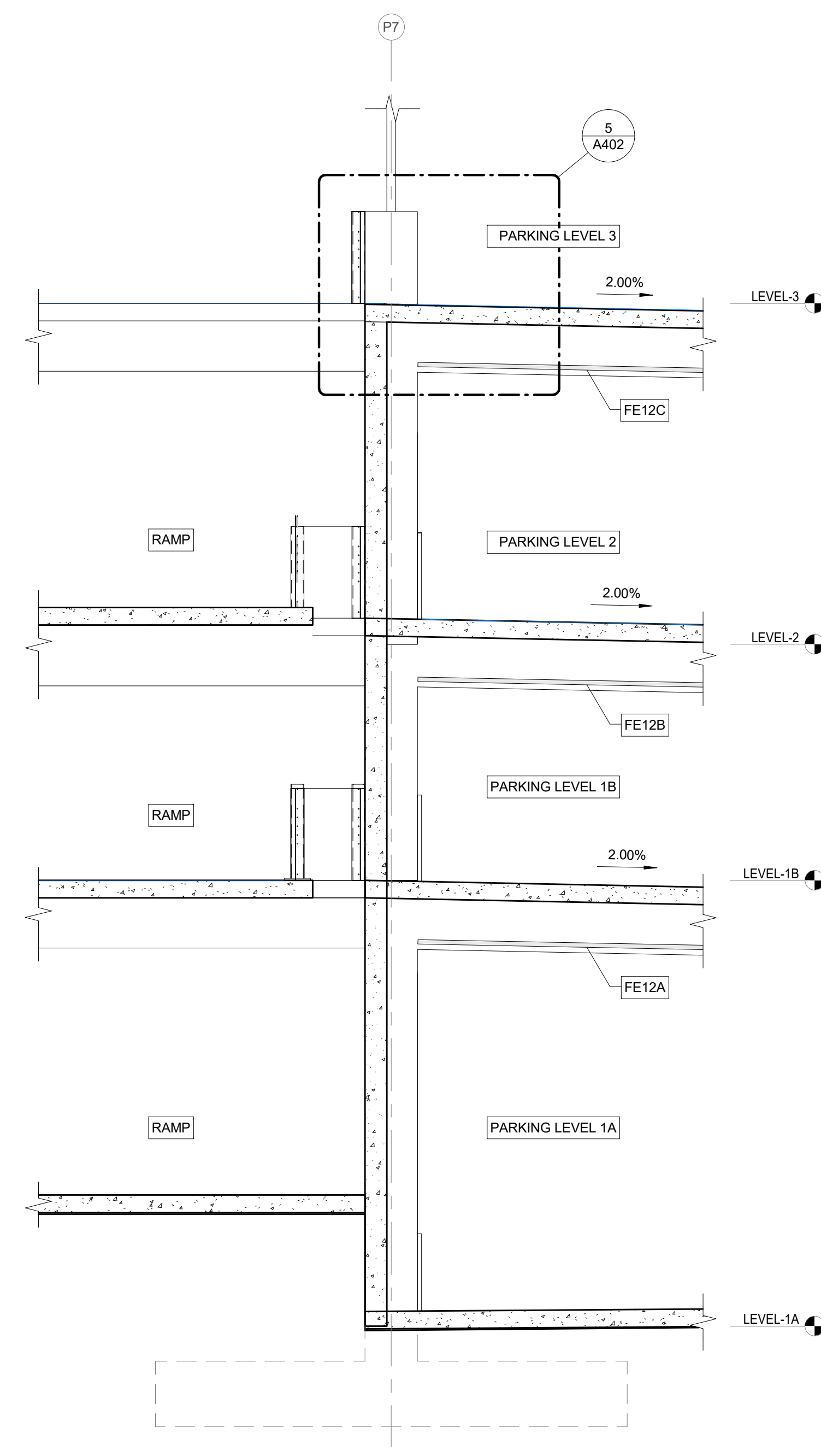
5 WALL SECTION 5 - DETAIL 1
1/2" = 1'-0"



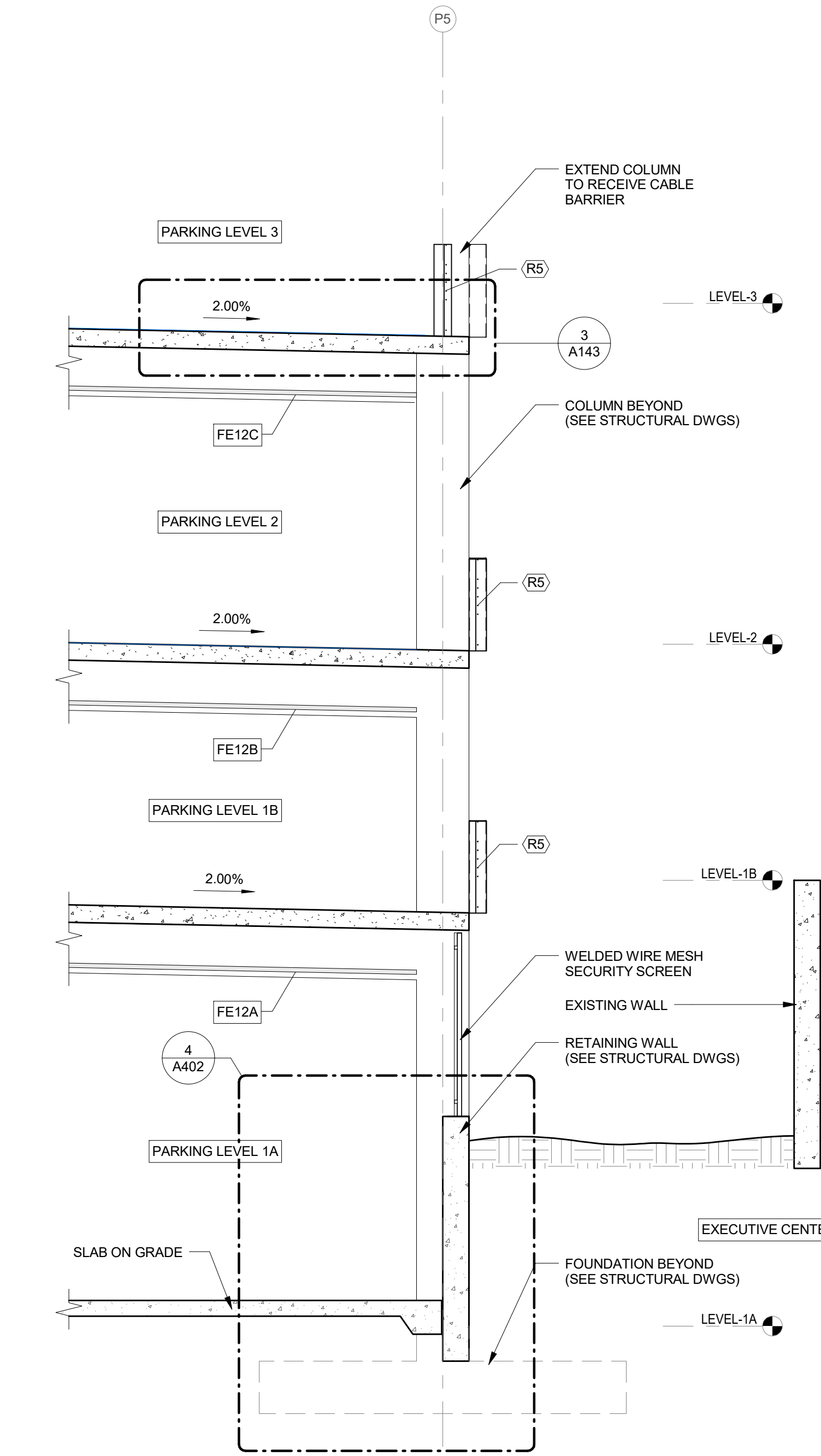
4 WALL SECTION 4 - DETAIL 1
1/2" = 1'-0"



3 WALL SECTION 6
1/4" = 1'-0"



2 WALL SECTION 5
1/4" = 1'-0"



1 WALL SECTION 4
1/4" = 1'-0"

BUILDING SECTIONS

GENERAL NOTES:
• ALL CONCRETE SURFACES AND SLAB EDGES TO BE PAINTED (SEE FINISH LEGEND)

LEGEND:

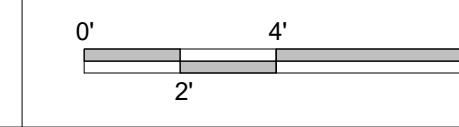
RAILING / FENCE TYPES

- (R1) DECORATIVE W/ ILLUMINATED HANDRAIL
- (R2) CABLE
- (R24) CABLE W/ ILLUMINATED HANDRAIL
- (R3) HANDRAIL & POST
- (R34) ILLUMINATED HANDRAIL & POST
- (R4) VEHICLE BARRIER CABLE W/ WIRE MESH
- (R5) VEHICLE BARRIER CABLE W/ METAL SCREEN
- (F1) WOODGRAIN ALUMINUM FENCE
- (F2) SECURITY FENCE W/ WELDED WIRE MESH

SPECIAL EQUIPMENT

- CG-1 CORNER GUARD
- EV-1 EV CHARGING STATION
- FE-1 FIRE EXTINGUISHER
- FEC-1 FIRE EXTINGUISHER W/ CABINET

GRAPHIC SCALE: [1/4" = 1'-0"]



FERRARO CHOI
FERRARO CHOI AND ASSOCIATES LTD
ARCHITECTURE / INTERIOR ARCHITECTURE / RESEARCH
1240 ALA MOANA BLVD, STE 510, HONOLULU, HI 96814
TEL 808.533.8880 FAX 808.599.3769 www.ferrarochoi.com

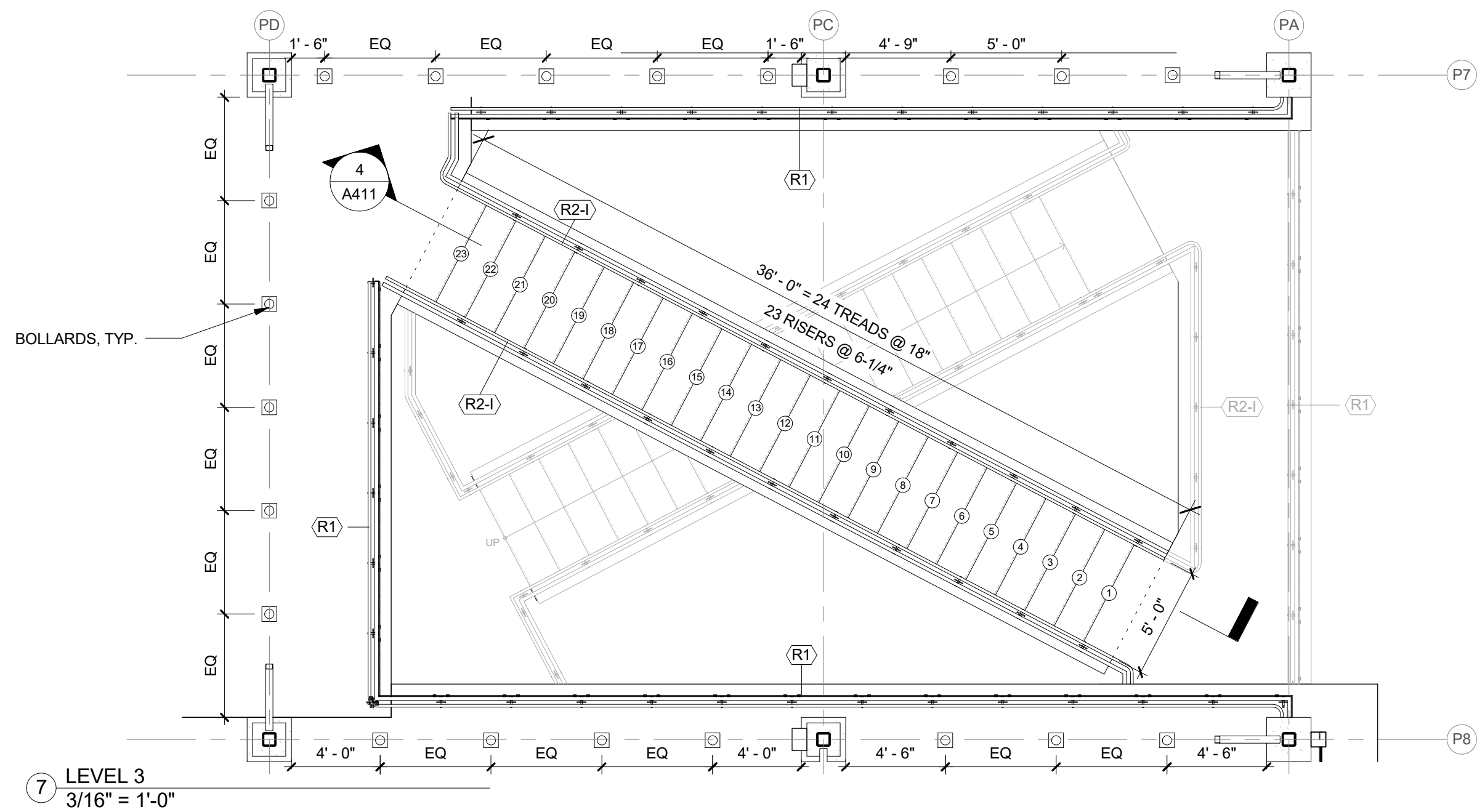
SIGNATURE
THIS WORK WAS PREPARED BY ME OR UNDER MY SUPERVISION AND I AM A LICENSED PROFESSIONAL ARCHITECT UNDER THE BOARD OF ARCHITECTURE AND CONSUMER AFFAIRS
LICENSE EXPIRATION DATE: 4/30/20

WAILUKU CIVIC COMPLEX PHASE 1B
100% FINAL DESIGN
[Signature]

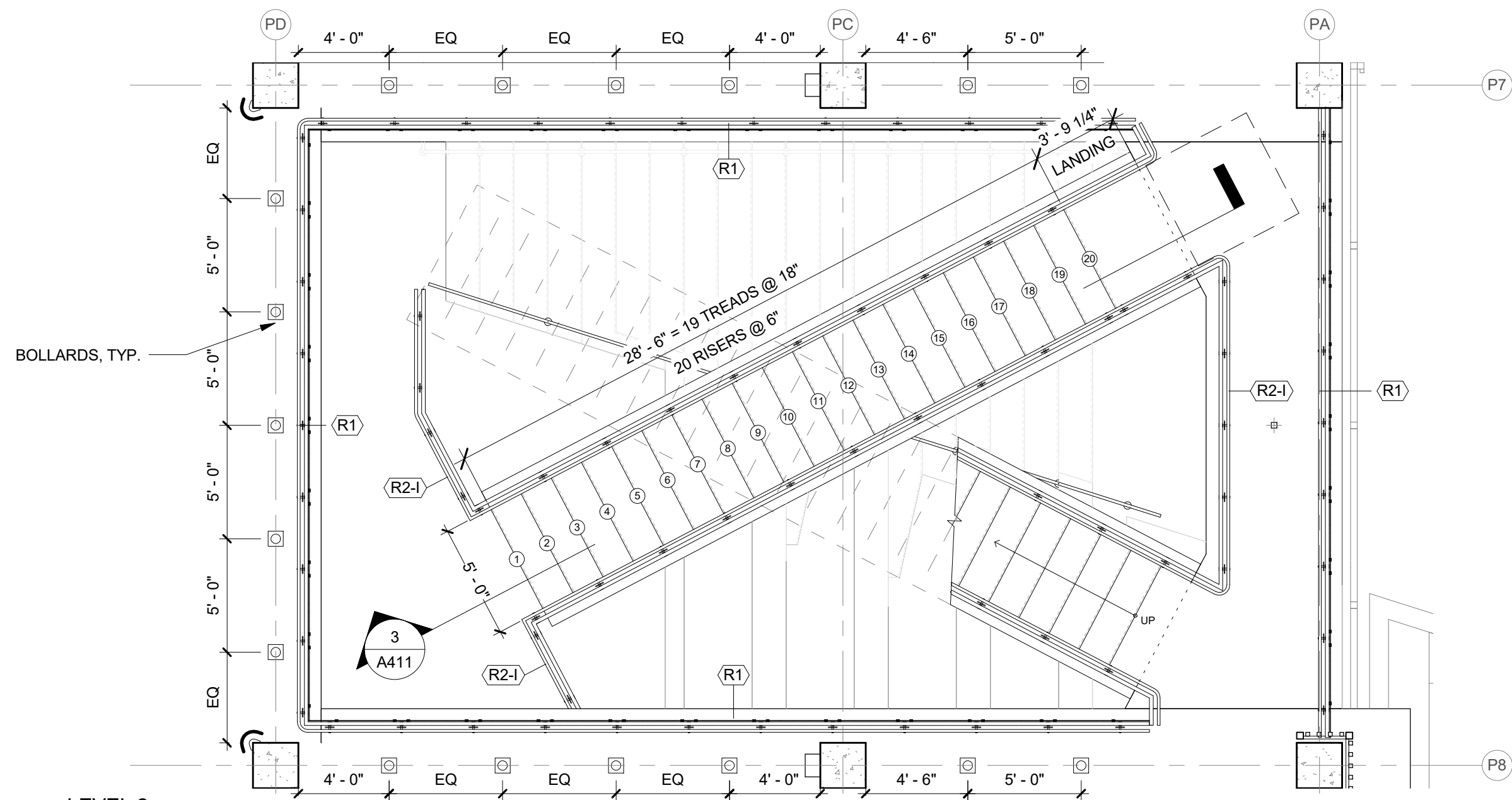
PARKING GARAGE WALL SECTIONS & DETAILS

PROJECT:	2017-001	REVISIONS:	◀◀◀◀◀◀
DRAWN:	FCA	DATE:	7/25/2019
PHASE:	1B	SHEET:	A402
OF SHEETS:			

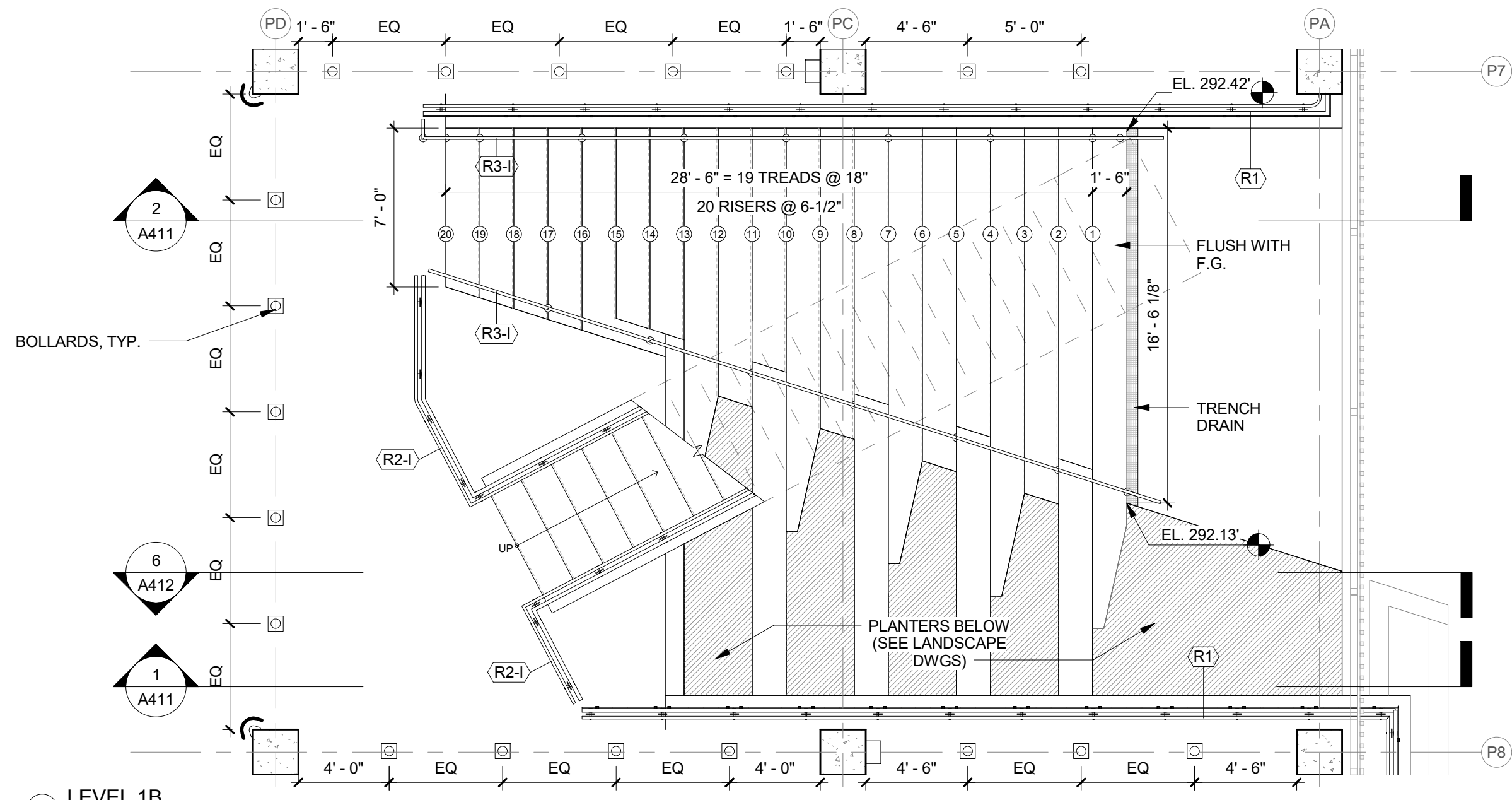
COPYRIGHT PROTECTED: THIS WORK IS PROTECTED UNDER THE 1990 ARCHITECTURAL WORKS COPYRIGHT PROTECTION ACT



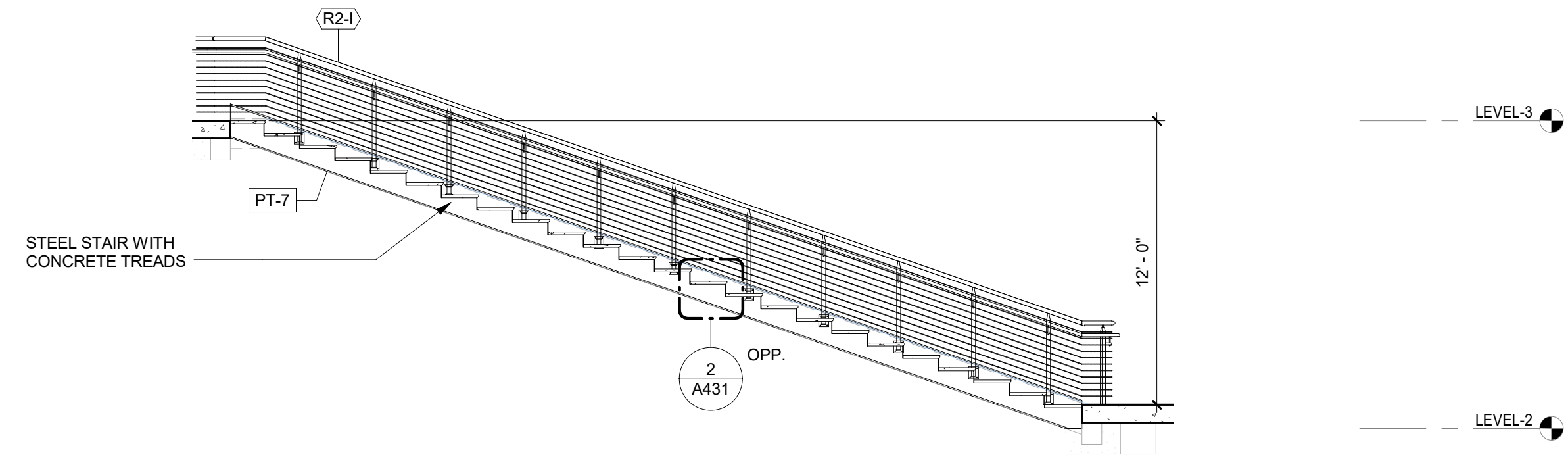
7 LEVEL 3
3/16" = 1'-0"



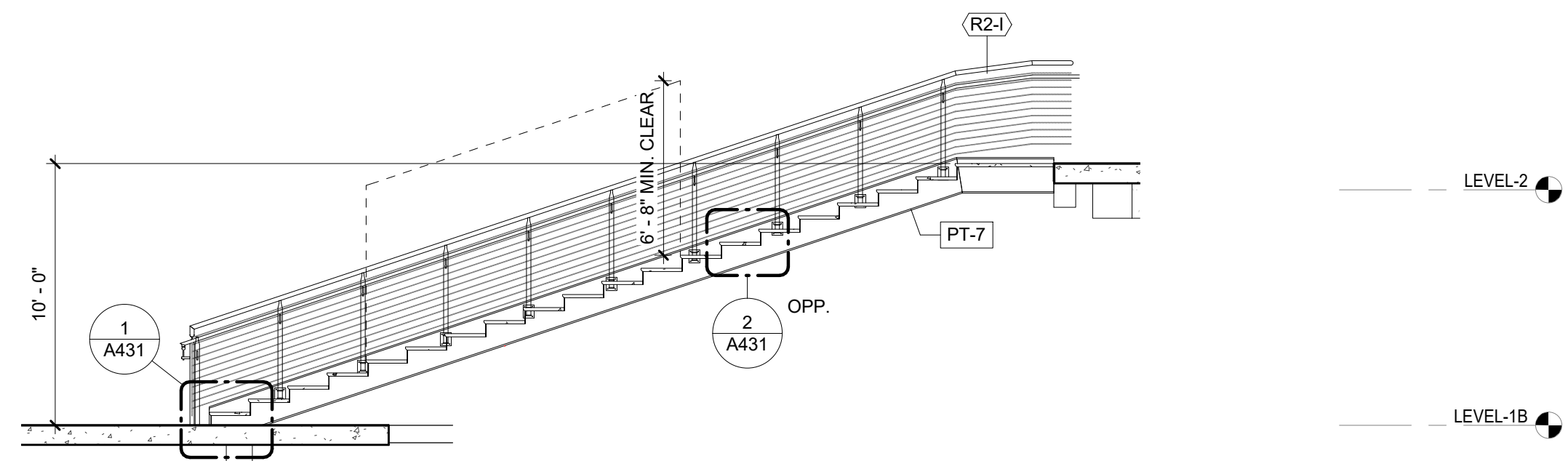
6 LEVEL 2
3/16" = 1'-0"



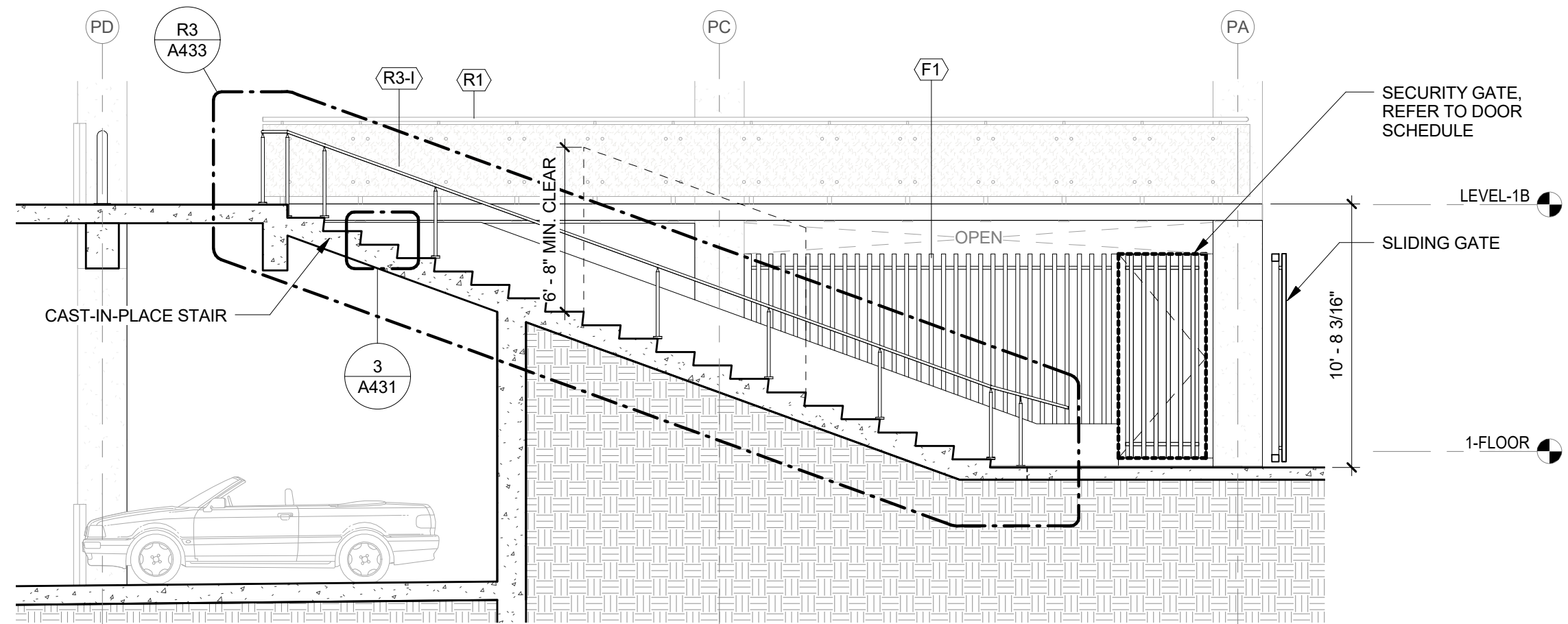
5 LEVEL 1B
3/16" = 1'-0"



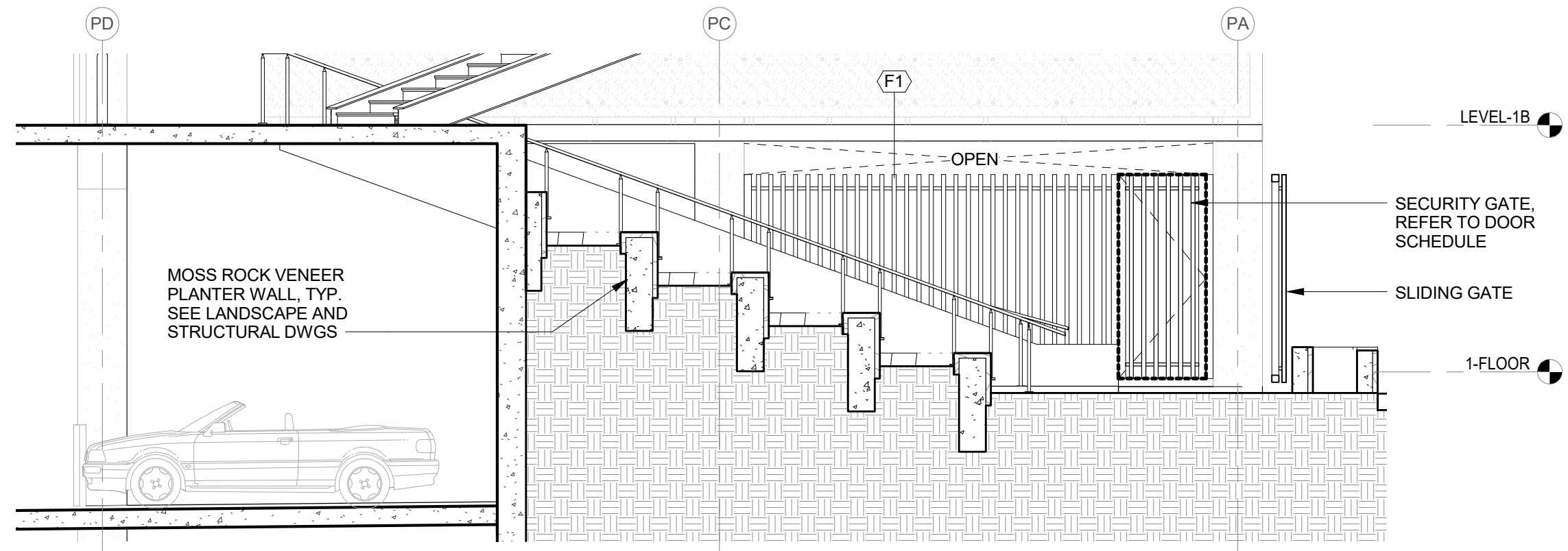
4 SECTION - LEVEL 2 TO 3
3/16" = 1'-0"



3 SECTION - LEVEL 1B TO 2
3/16" = 1'-0"



2 SECTION - LEVEL 1 TO 1B STAIR
3/16" = 1'-0"

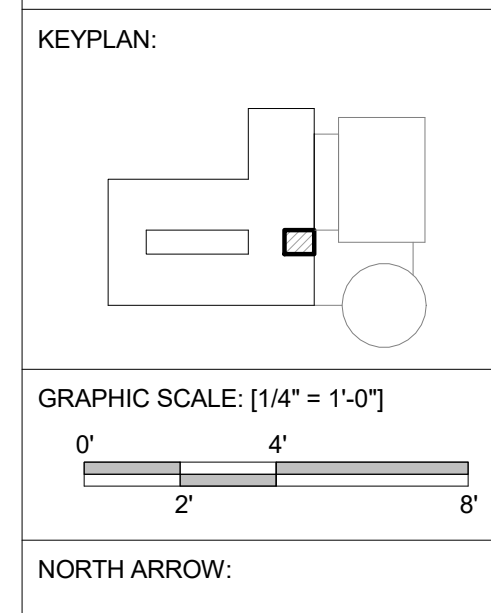


1 SECTION - LEVEL 1 TO 1B PLANTER
3/16" = 1'-0"

CENTRAL STAIRCASE

GENERAL NOTES:
• NOTES

- LEGEND:
- ④ STAIR RISER NUMBER
 - PT-7 PPG PAINT COLOR PPG1013-7 NAPOLEON
- RAILING / FENCE TYPES
- R1 DECORATIVE W/ ILLUMINATED HANDRAIL
 - R2 CABLE
 - R2-1 CABLE W/ ILLUMINATED HANDRAIL
 - R3 HANDRAIL & POST
 - R3-1 ILLUMINATED HANDRAIL & POST
 - R4 VEHICLE BARRIER CABLE W/ WIRE MESH
 - R5 VEHICLE BARRIER CABLE W/ METAL SCREEN
 - F1 WOODGRAIN ALUMINUM FENCE
 - F2 SECURITY FENCE W/ WELDED WIRE MESH
- SPECIAL EQUIPMENT
- CG-1 CORNER GUARD
 - EV-1 EV CHARGING STATION
 - FE-1 FIRE EXTINGUISHER
 - FEC-1 FIRE EXTINGUISHER W/ CABINET



FERRARO CHOI

WAILUKU CIVIC COMPLEX PHASE 1B

100% FINAL DESIGN

CENTRAL STAIRCASE - PLANS & SECTIONS

SHEET TITLE:

PROJECT: 2017-001

DRAWN: FCA

DATE: 7/25/2019

PHASE: 1B

SHEET: A411

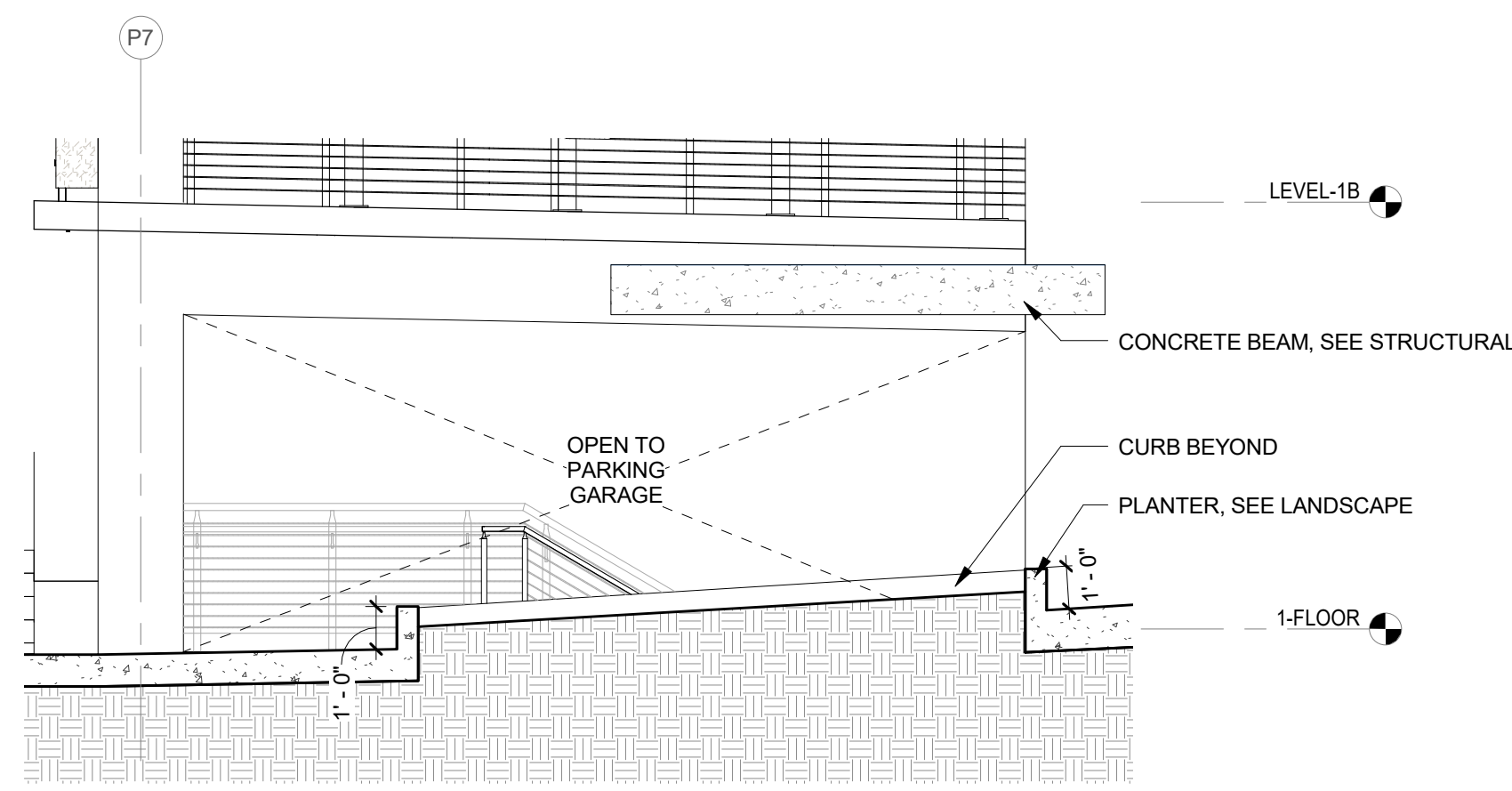
OF SHEETS: 11

REVISIONS:

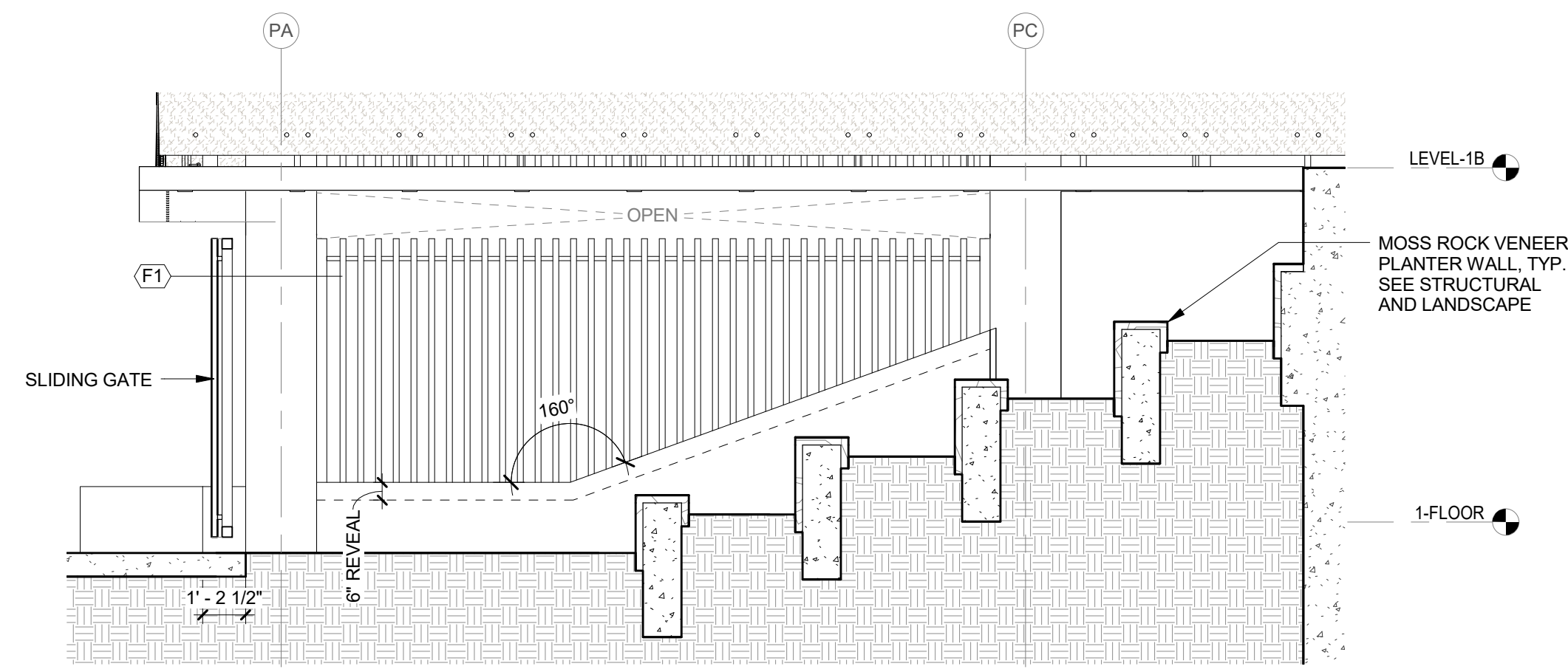
CADD FILE:

COPYRIGHT PROTECTED: THIS WORK IS PROTECTED UNDER THE 1990 ARCHITECTURAL WORKS COPYRIGHT PROTECTION ACT

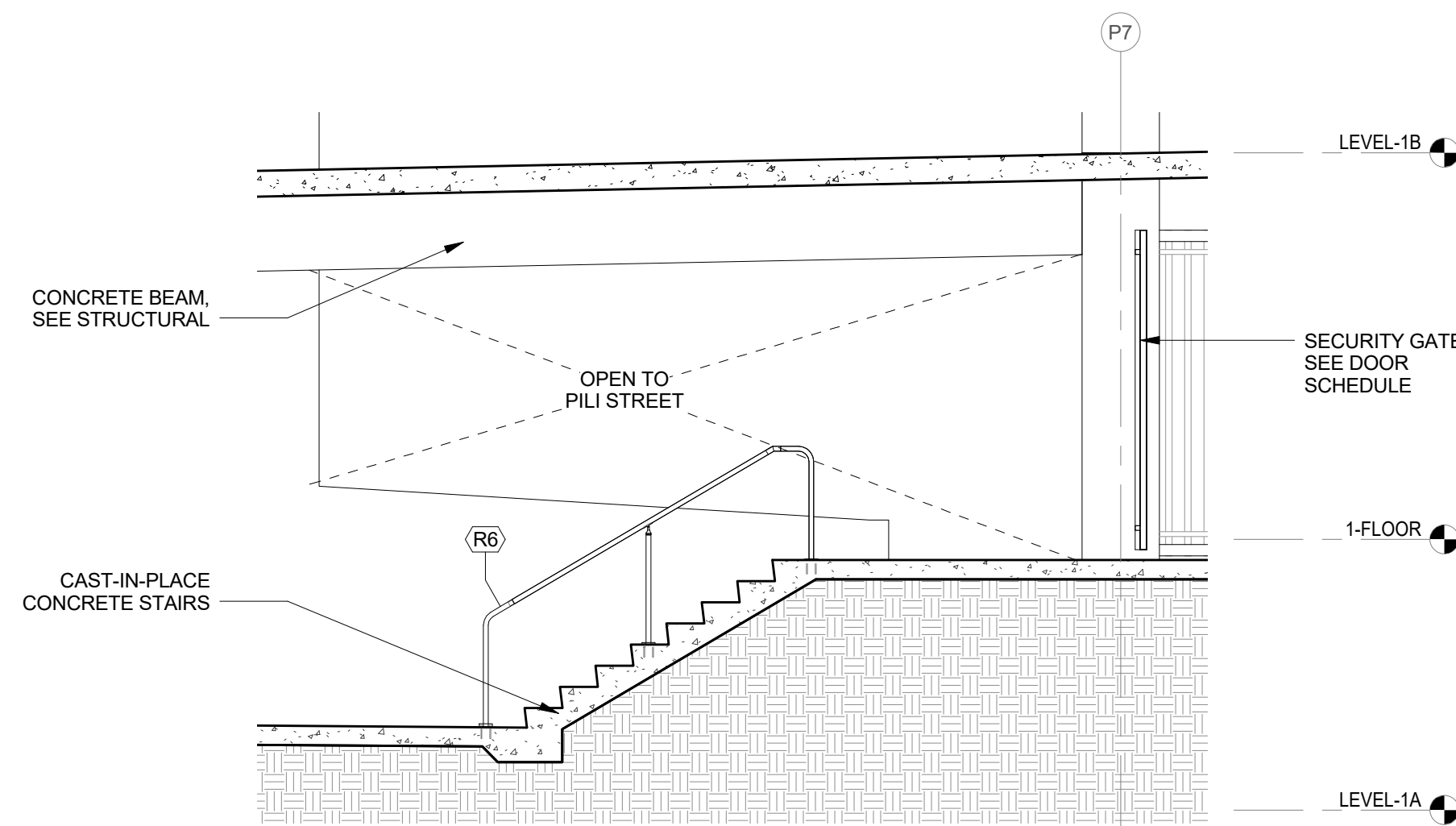
LICENSE EXPIRATION DATE: 4/30/20
 THIS WORK WAS PREPARED BY ME OR UNDER MY CLOSE PERSONAL SUPERVISION AND I AM A LICENSED PROFESSIONAL ARCHITECT UNDER THE ARCHITECTURE ACT OF THE STATE OF HAWAII. I AM NOT PROVIDING ARCHITECTURAL SERVICES IN ANY OTHER JURISDICTION.
 FERRARO CHOI AND ASSOCIATES, LTD.
 ARCHITECTURE / INTERIOR ARCHITECTURE / RESEARCH
 1240 ALA MOANA BLVD., STE. 510, HONOLULU, HI 96814
 TEL: 808.533.8880 FAX: 808.599.3769 WWW.FERRAROCHOI.COM



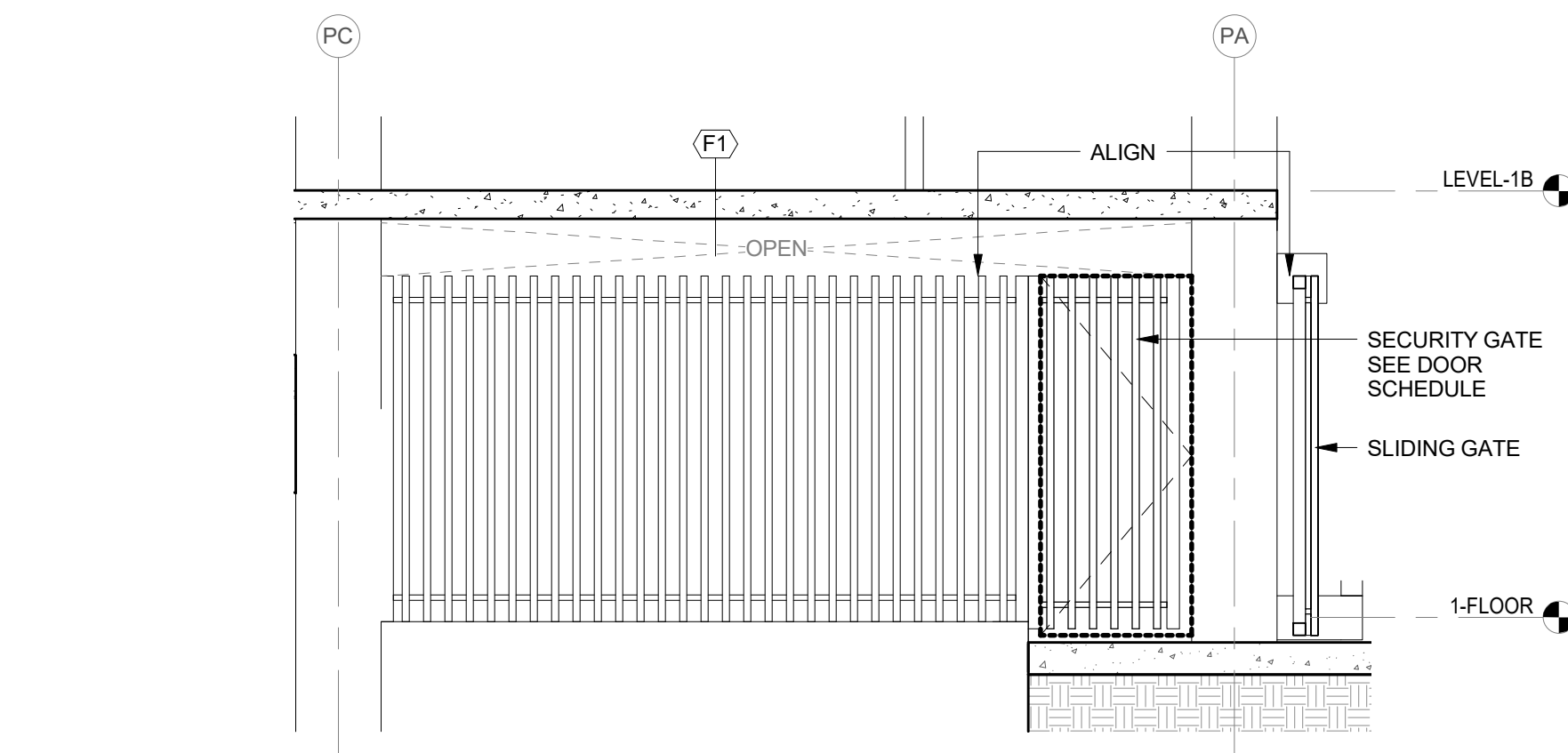
4 CENTRAL EGRESS STAIR - SECTION 4
1/4" = 1'-0"



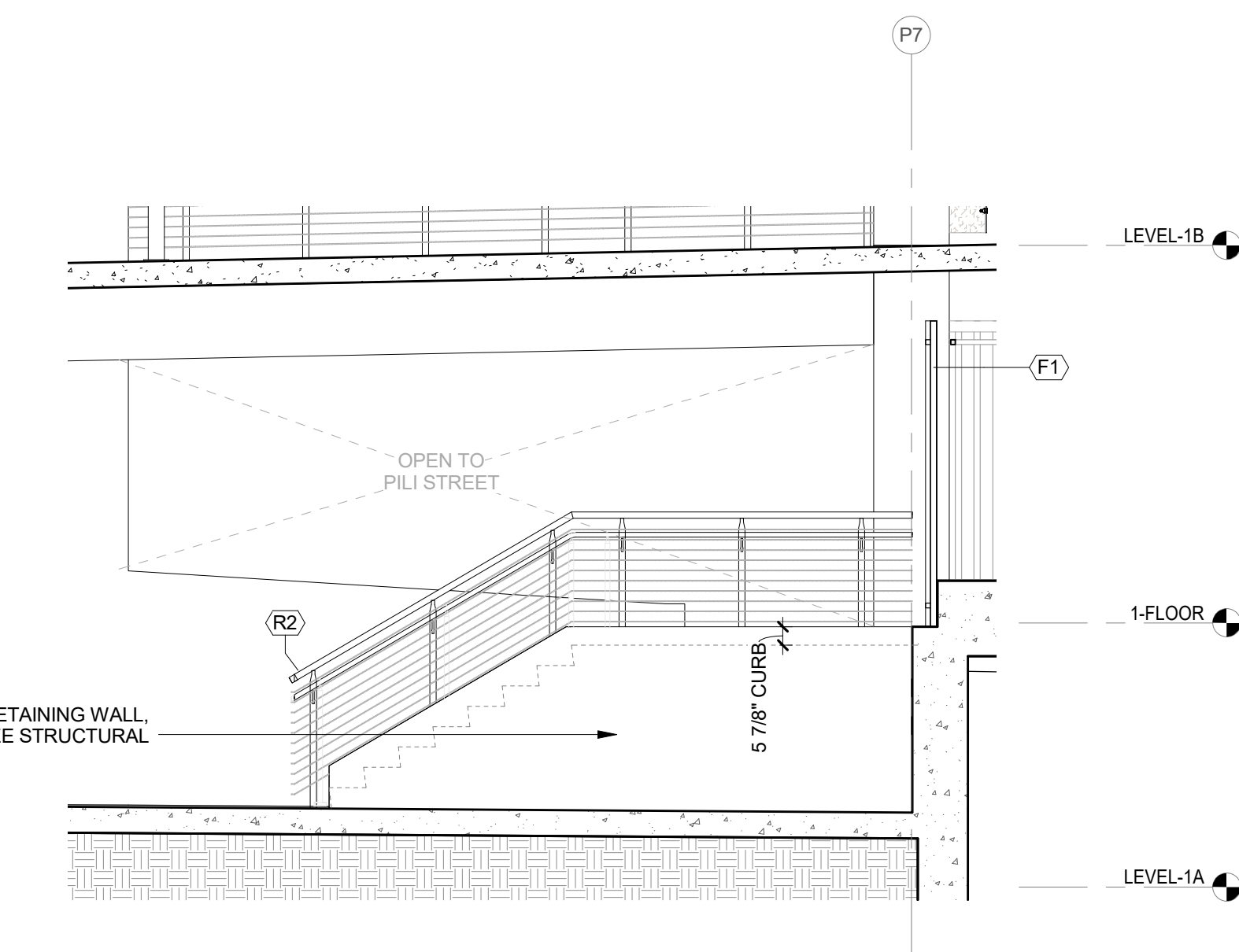
6 CENTRAL STAIR - WOODGRAIN ALUMINUM FENCE - ELEVATION 2
1/4" = 1'-0"



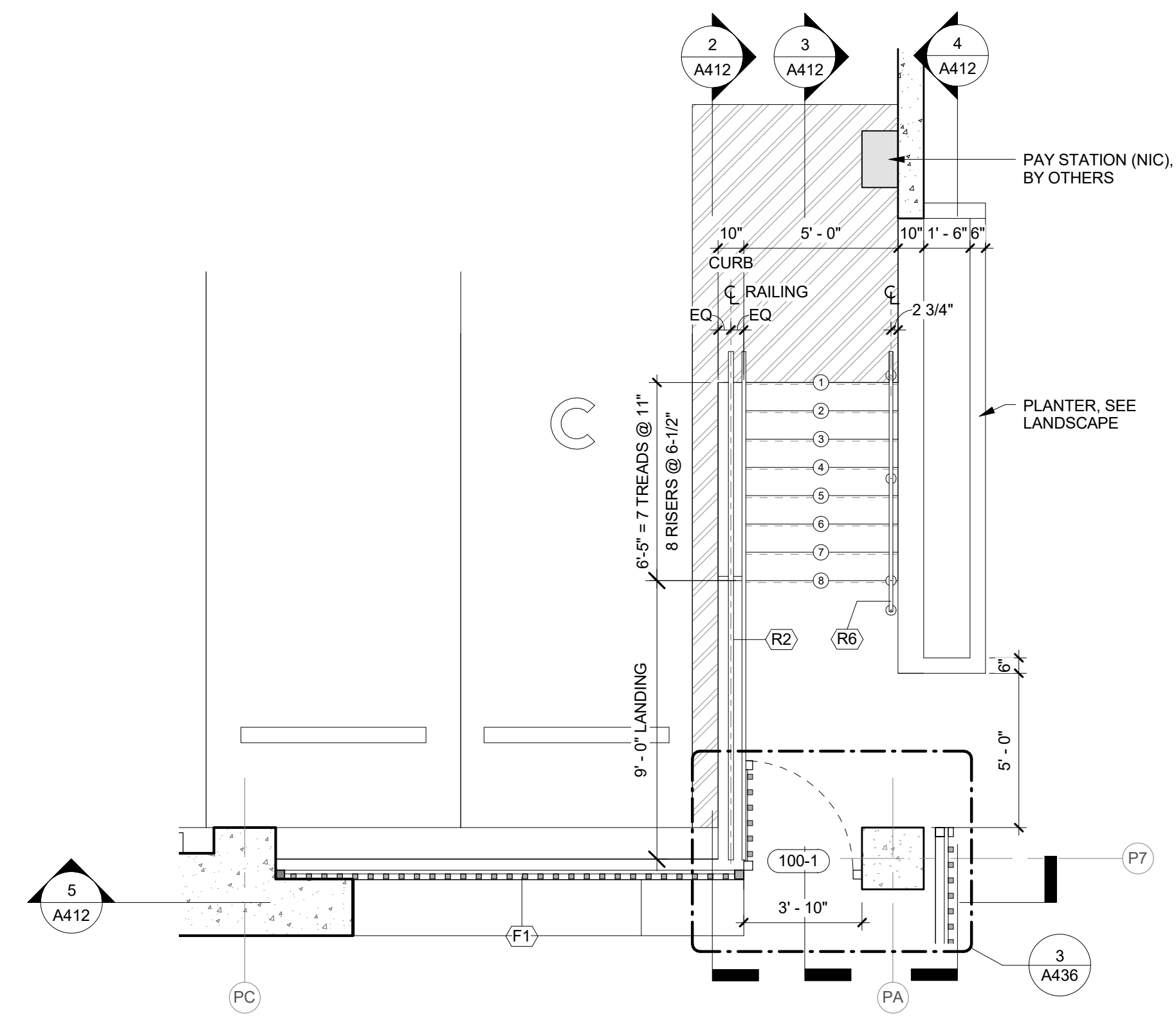
3 CENTRAL EGRESS STAIR - SECTION 3
1/4" = 1'-0"



5 CENTRAL STAIR - WOODGRAIN ALUMINUM FENCE - ELEVATION 1
1/4" = 1'-0"



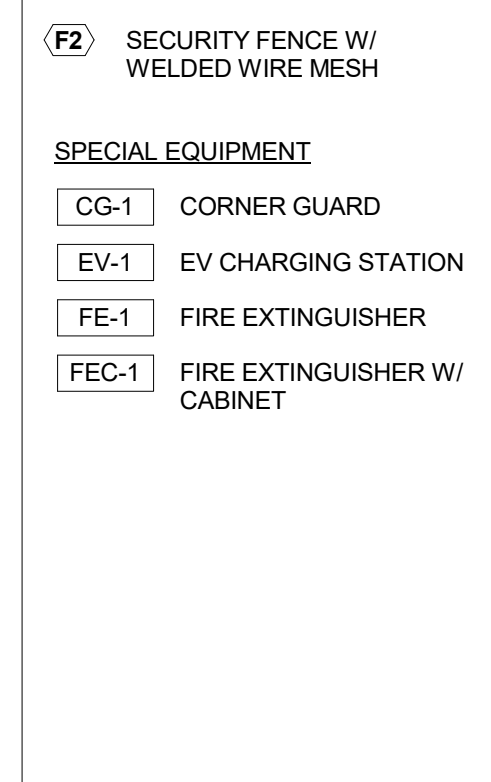
2 CENTRAL EGRESS STAIR - SECTION 2
1/4" = 1'-0"



1 CENTRAL EGRESS STAIR - ENLARGED PLAN
1/4" = 1'-0"

CENTRAL STAIRCASE
GENERAL NOTES:
• NOTES

- LEGEND:
- ⊕ STAIR RISER NUMBER
 - PT-7 PPG PAINT COLOR PPG1013-7 NAPOLEON
- RAILING / FENCE TYPES
- R1 DECORATIVE W/ ILLUMINATED HANDRAIL
 - R2 CABLE
 - R2-I CABLE W/ ILLUMINATED HANDRAIL
 - R3 HANDRAIL & POST
 - R3-I ILLUMINATED HANDRAIL & POST
 - R4 VEHICLE BARRIER CABLE W/ WIRE MESH
 - R5 VEHICLE BARRIER CABLE W/ METAL SCREEN
 - F1 WOODGRAIN ALUMINUM FENCE
 - F2 SECURITY FENCE W/ WELDED WIRE MESH
- SPECIAL EQUIPMENT
- CG-1 CORNER GUARD
 - EV-1 EV CHARGING STATION
 - FE-1 FIRE EXTINGUISHER
 - FEC-1 FIRE EXTINGUISHER W/ CABINET



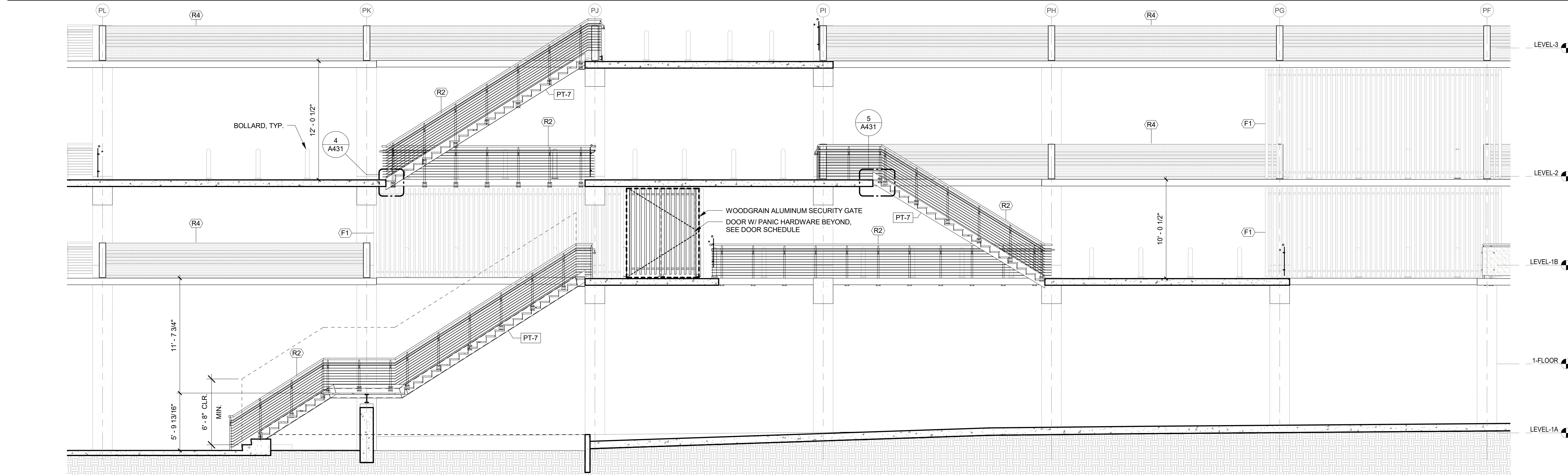
FERRARO CHOI
FERRARO CHOI AND ASSOCIATES LTD
ARCHITECTURE / INTERIOR ARCHITECTURE / RESEARCH
1240 A LA MOANA BLVD. STE 510, HONOLULU, HI 96814
TEL 808.533.8880 FAX 808.599.3769 www.ferrarochoi.com

WAILUKU CIVIC COMPLEX PHASE 1B
100% FINAL DESIGN
[PUYARUJUPUVUWUWUP]

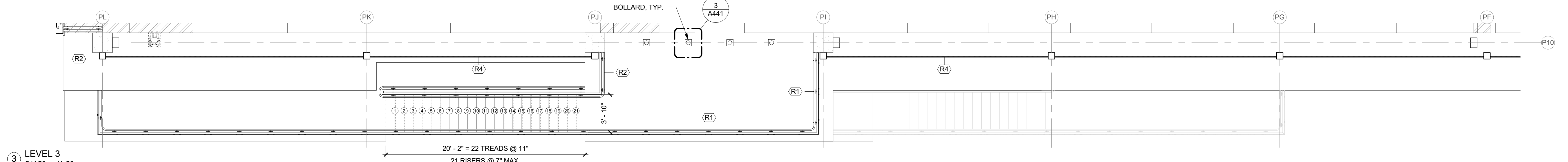
SHEET TITLE:
CENTRAL EGRESS & LOADING SPACE STAIR

PROJECT:	2017-001
DRAWN:	FCA
DATE:	7/25/2019
PHASE:	1B
SHEET:	A412
OF SHEETS:	3

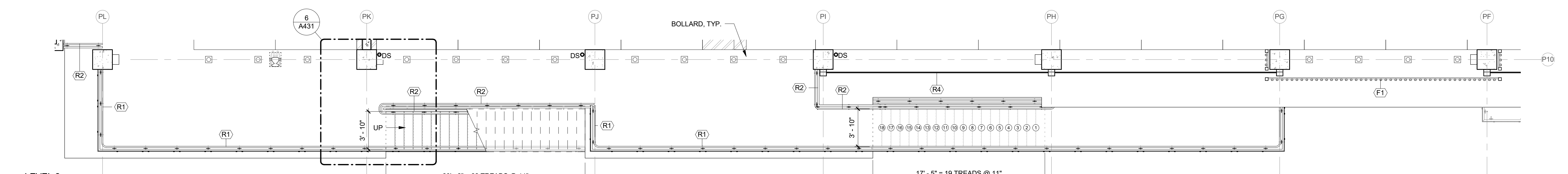
COPYRIGHT PROTECTED: THIS WORK IS PROTECTED UNDER THE 1990 ARCHITECTURAL WORKS COPYRIGHT PROTECTION ACT



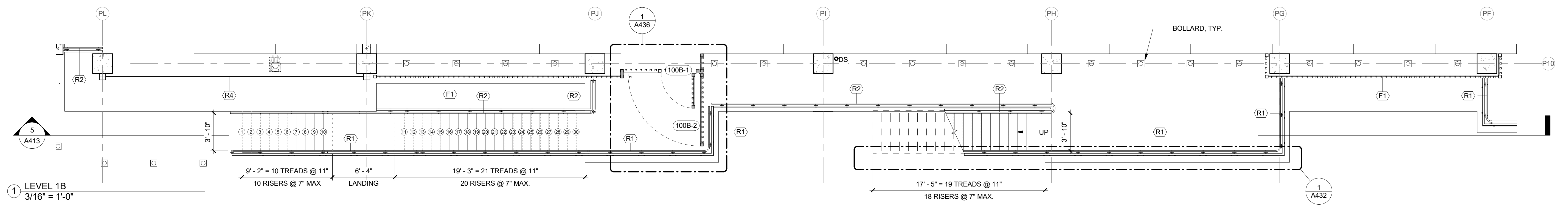
5 OVERALL SECTION
3/16" = 1'-0"



3 LEVEL 3
3/16" = 1'-0"



2 LEVEL 2
3/16" = 1'-0"



1 LEVEL 1B
3/16" = 1'-0"

FERRARO CHOI

FERRARO CHOI AND ASSOCIATES LTD
ARCHITECTURE / INTERIOR ARCHITECTURE / RESEARCH
1240 ALA MOANA BLVD. STE 510, HONOLULU, HI 96814
TEL 808 533 8880 FAX 808 599 3769 WWW.FERRAROCOHI.COM

WAILUKU CIVIC COMPLEX PHASE 1B
100% FINAL DESIGN

PROMENADE STAIRS - PLANS & SECTION

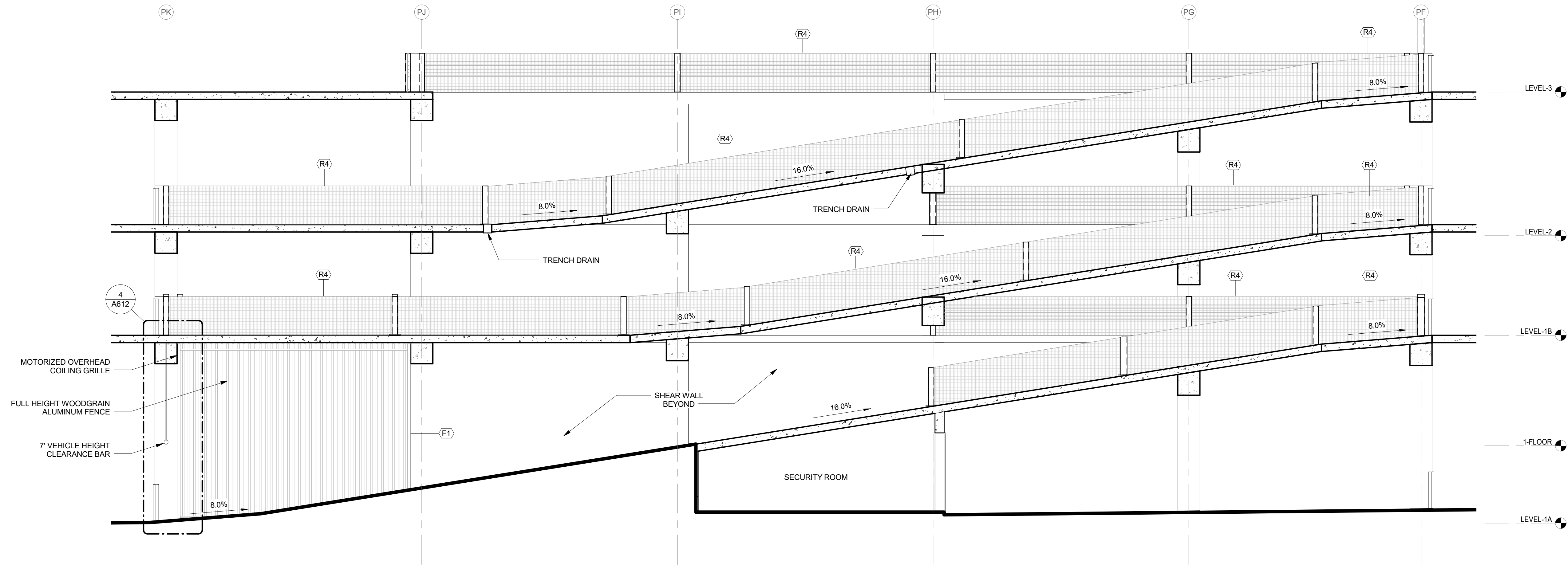
PROJECT: 2017-001
DRAWN: FCA
DATE: 7/25/2019

PHASE: SHEET: **1B A413**
OF SHEETS

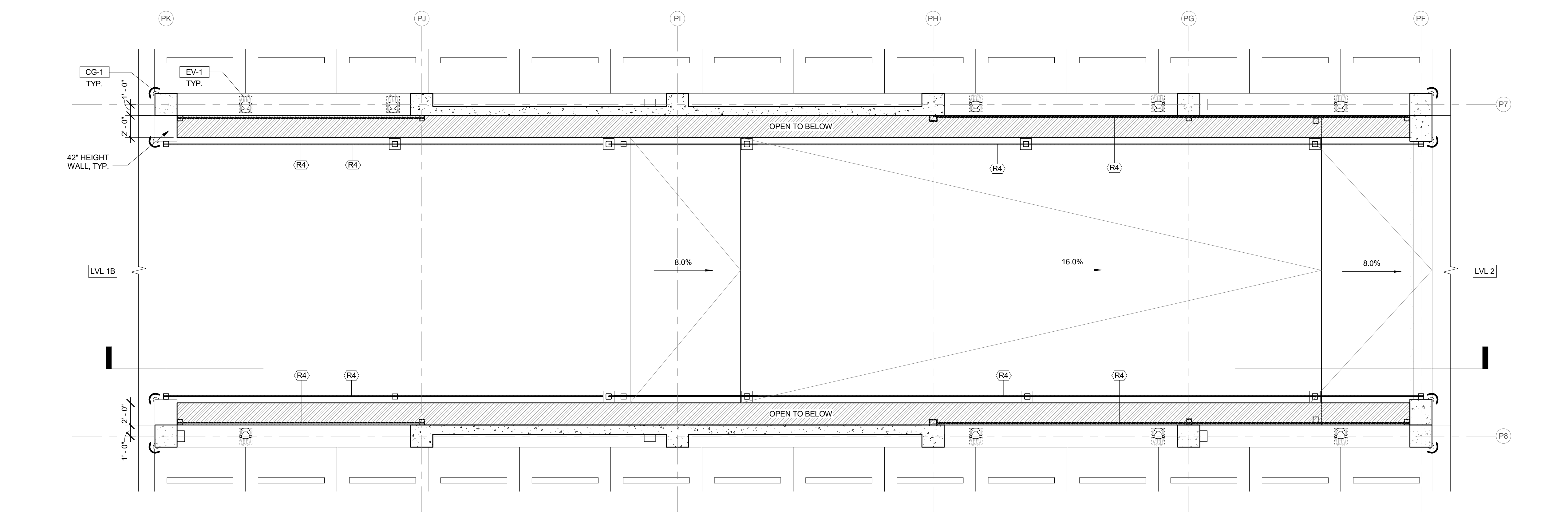
REVISIONS:

--	--	--	--	--	--

COPYRIGHT PROTECTED: THIS WORK IS PROTECTED UNDER THE 1990 ARCHITECTURAL WORKS COPYRIGHT PROTECTION ACT



SECTION
3/16" = 1'-0"



LEVEL 1B TO 2
3/16" = 1'-0"

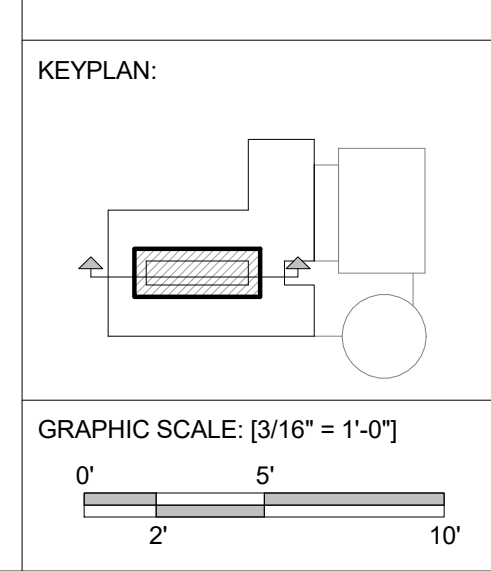
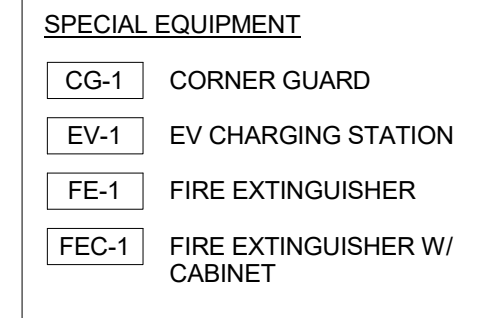
BUILDING SECTIONS
GENERAL NOTES:
• ALL CONCRETE SURFACES AND SLAB EDGES TO BE PAINTED (SEE FINISH LEGEND)

FERRARO CHOI
FERRARO CHOI AND ASSOCIATES LTD
ARCHITECTURE / INTERIOR ARCHITECTURE / RESEARCH
1240 ALA MOANA BLVD., STE. 510, HONOLULU, HI 96814
TEL 808.533.8880 FAX 808.599.3769 WWW.FERRAROCIOI.COM

WAILUKU CIVIC COMPLEX
PHASE 1B
100% FINAL DESIGN
[Signature]

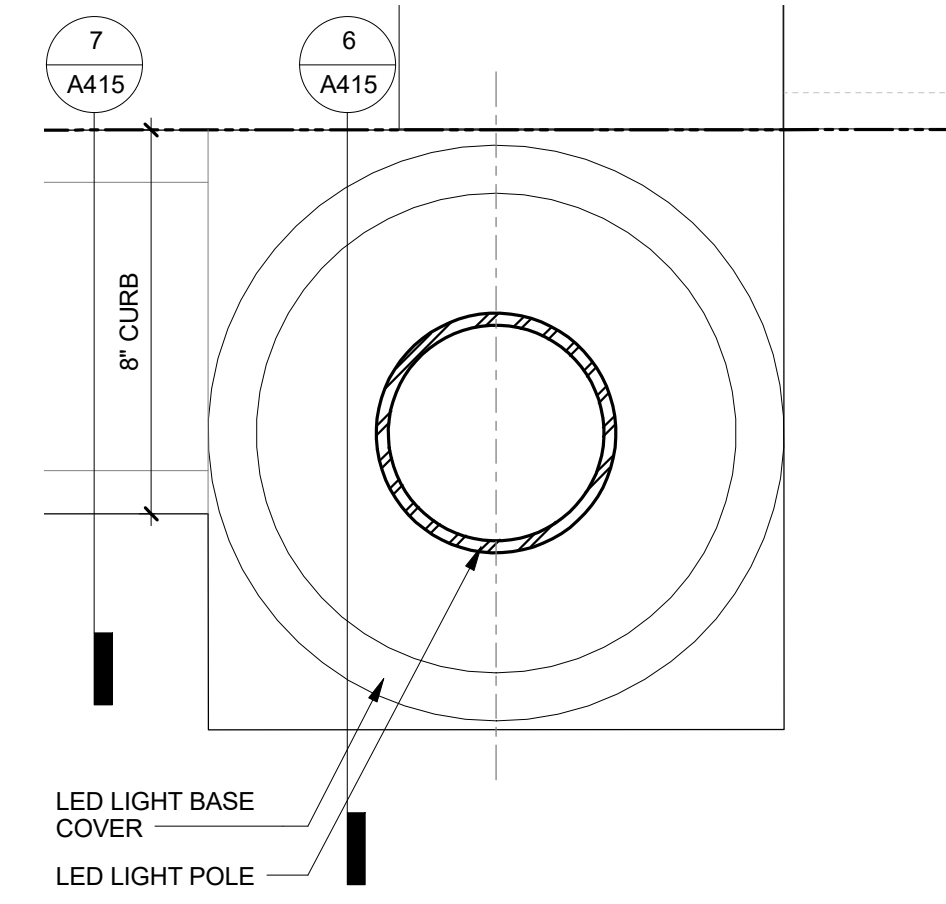
SHEET TITLE:
**PARKING RAMP
DETAILS**
CADD FILE:

- LEGEND:
- RAILING / FENCE TYPES**
- (R1) DECORATIVE W/ ILLUMINATED HANDRAIL
 - (R2) CABLE
 - (R24) CABLE W/ ILLUMINATED HANDRAIL
 - (R3) HANDRAIL & POST
 - (R34) ILLUMINATED HANDRAIL & POST
 - (R4) VEHICLE BARRIER CABLE W/ WIRE MESH
 - (R5) VEHICLE BARRIER CABLE W/ METAL SCREEN
 - (F1) WOODGRAIN ALUMINUM FENCE
 - (F2) SECURITY FENCE W/ WELDED WIRE MESH
- SPECIAL EQUIPMENT**
- CG-1 CORNER GUARD
 - EV-1 EV CHARGING STATION
 - FE-1 FIRE EXTINGUISHER
 - FEC-1 FIRE EXTINGUISHER W/ CABINET

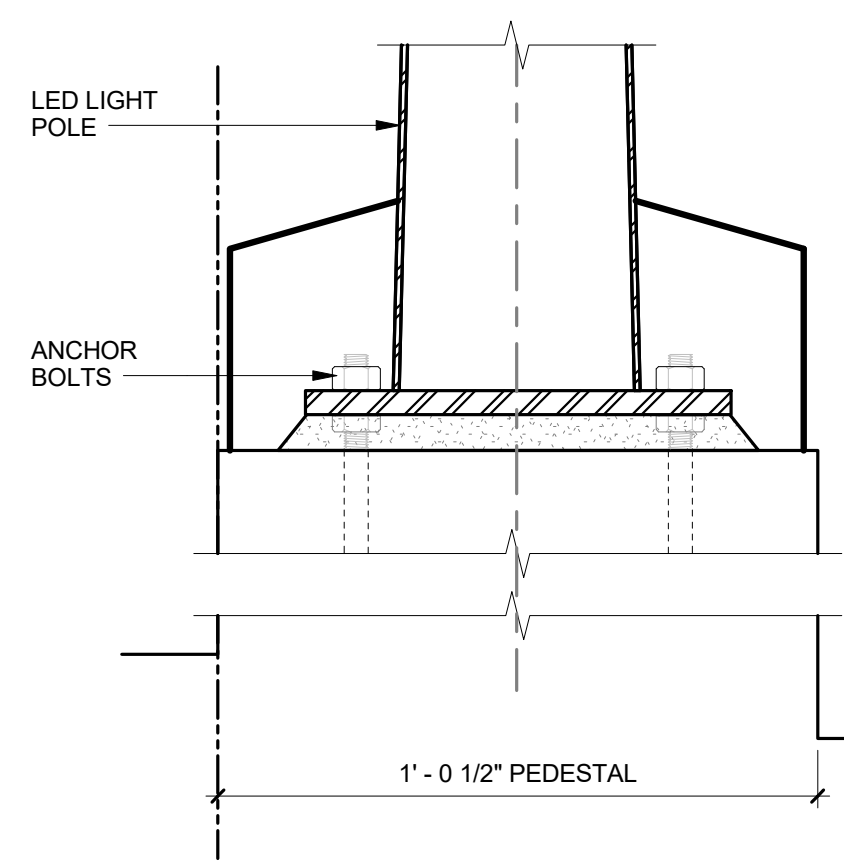


PROJECT:	2017-001	REVISIONS:	<table border="1"> <tr><td>1</td><td>7/25/2019</td><td>FC</td></tr> <tr><td>2</td><td></td><td></td></tr> <tr><td>3</td><td></td><td></td></tr> <tr><td>4</td><td></td><td></td></tr> <tr><td>5</td><td></td><td></td></tr> <tr><td>6</td><td></td><td></td></tr> <tr><td>7</td><td></td><td></td></tr> <tr><td>8</td><td></td><td></td></tr> <tr><td>9</td><td></td><td></td></tr> <tr><td>10</td><td></td><td></td></tr> </table>	1	7/25/2019	FC	2			3			4			5			6			7			8			9			10		
1	7/25/2019	FC																															
2																																	
3																																	
4																																	
5																																	
6																																	
7																																	
8																																	
9																																	
10																																	
DRAWN:	FCA	DATE:	7/25/2019																														
PHASE:	1B	SHEET:	A414																														
OF SHEETS:		OF SHEETS:																															

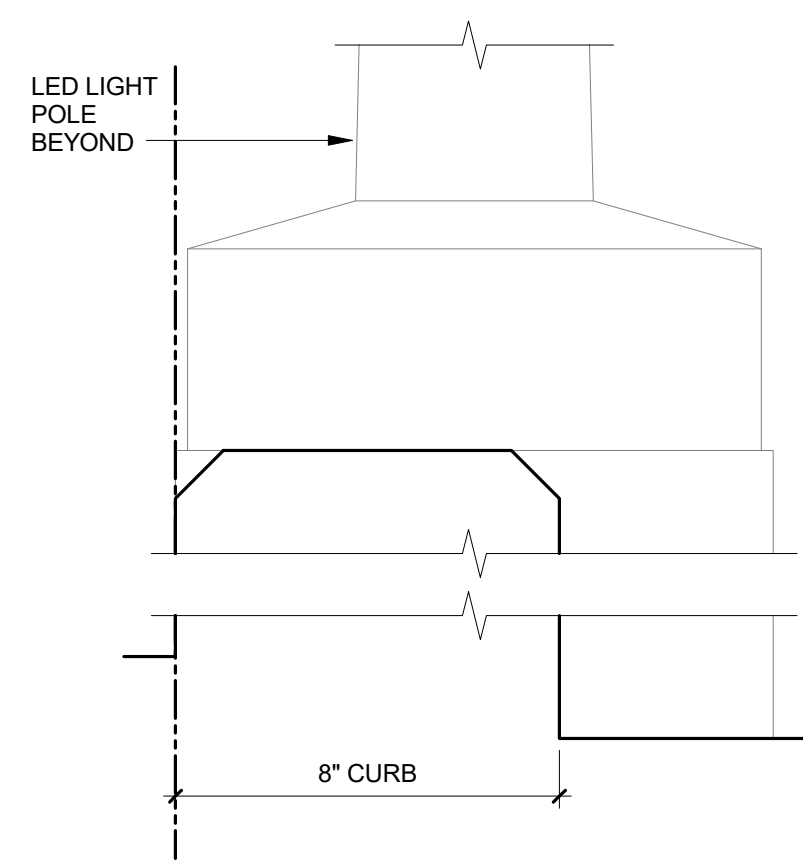
COPYRIGHT PROTECTED: THIS WORK IS PROTECTED UNDER THE 1990 ARCHITECTURAL WORKS COPYRIGHT PROTECTION ACT



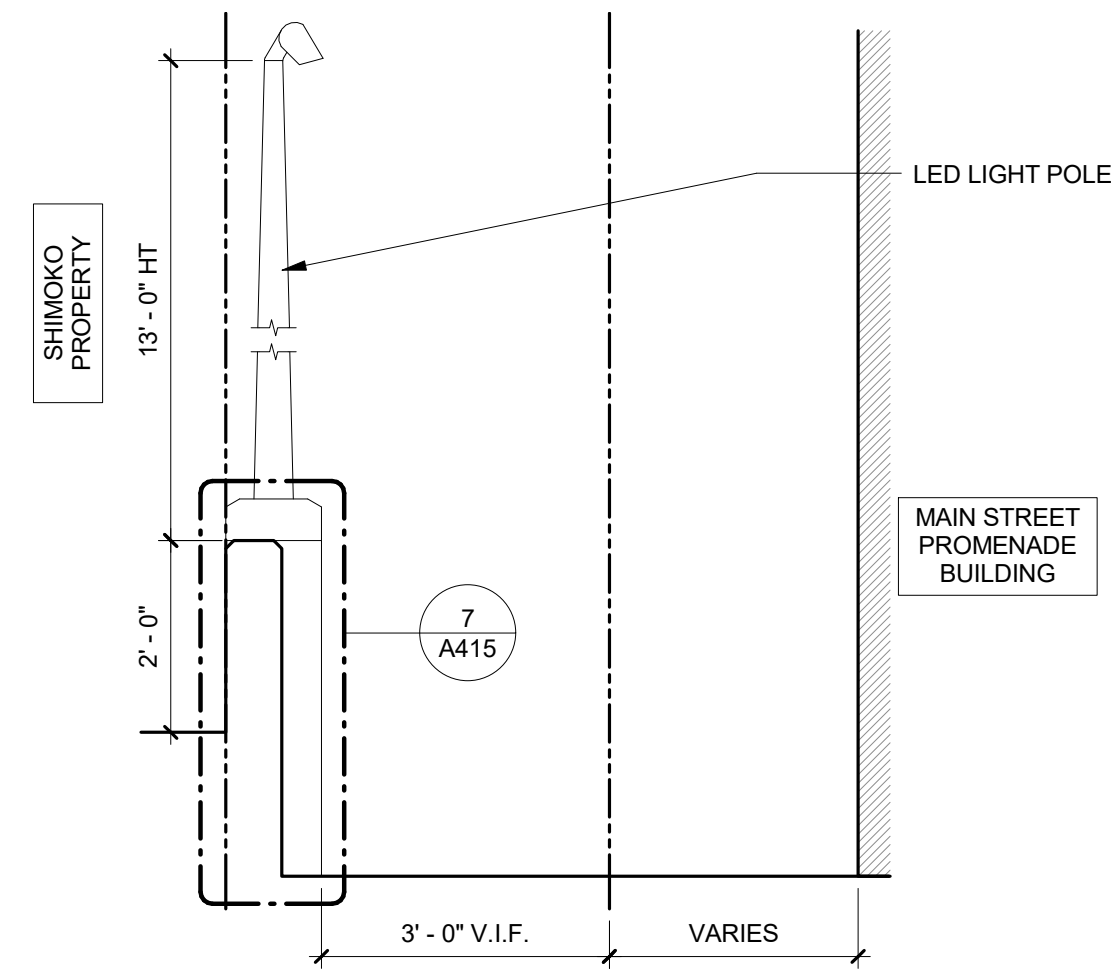
8 LED LIGHT POLE - PLAN
3" = 1'-0"



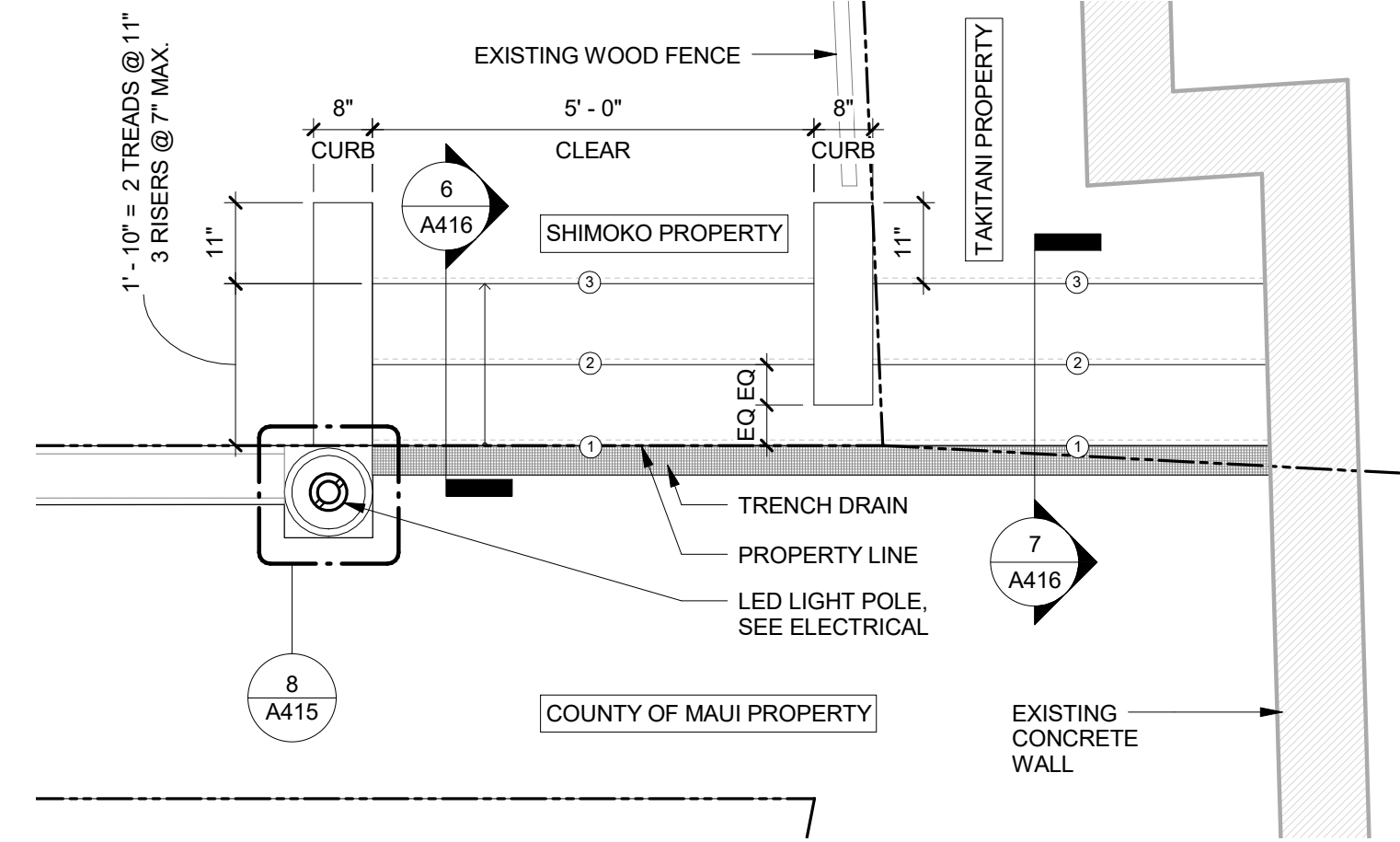
7 LED LIGHT POLE - DETAIL 2
3" = 1'-0"



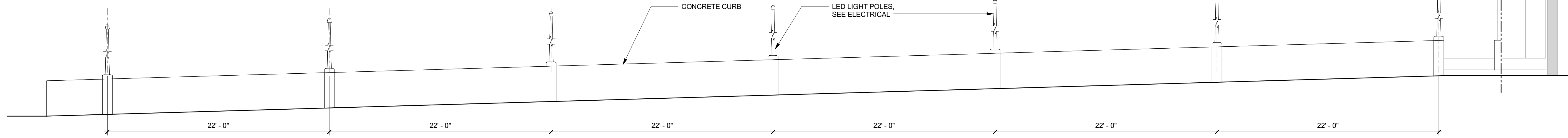
6 LED LIGHT POLE - DETAIL 1
3" = 1'-0"



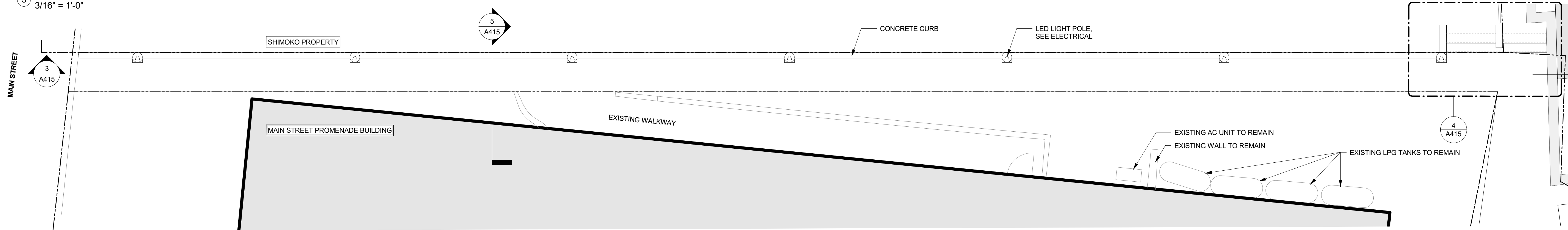
5 MAIN STREET PROMENADE ALLEYWAY
SECTION 2
1/2" = 1'-0"




4 MAIN STREET PROMENADE ALLEYWAY
ENLARGED PLAN
1/2" = 1'-0"



3 MAIN STREET PROMENADE ALLEYWAY - SECTION A
3/16" = 1'-0"



2 MAIN STREET PROMENADE ALLEYWAY - PLAN
3/16" = 1'-0"



1 MAIN STREET PROMENADE ALLEYWAY - DEMOLITION PLAN
3/16" = 1'-0"

FERRARO CHOI

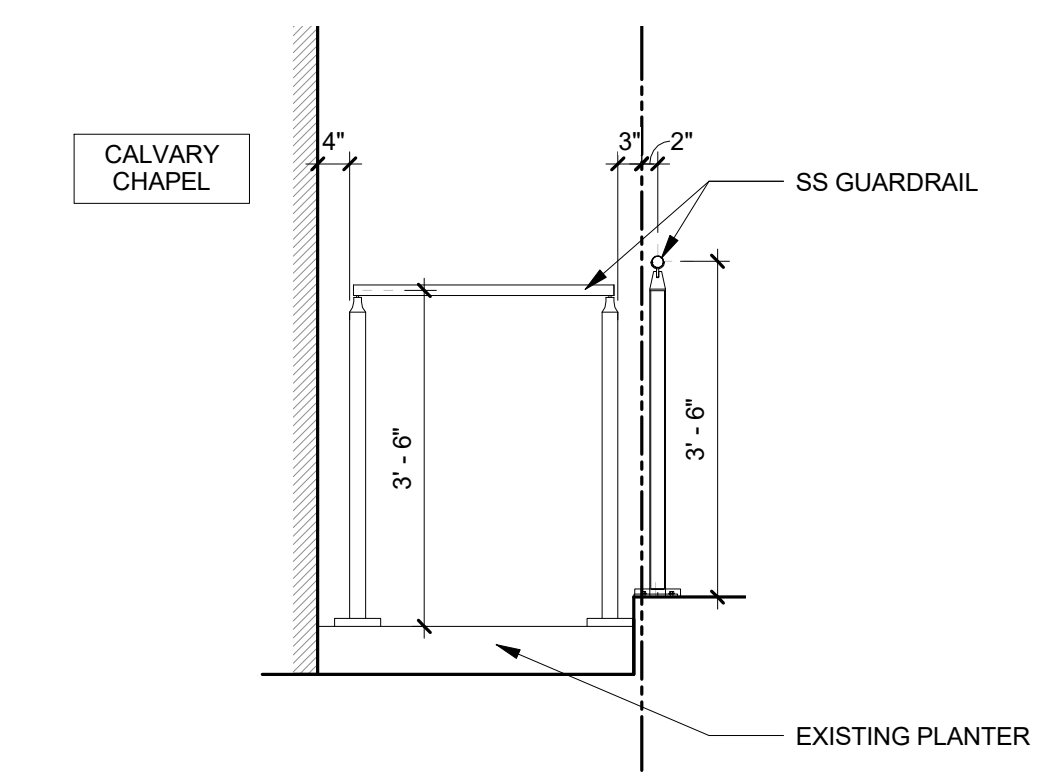
FERRARO CHOI AND ASSOCIATES LTD
ARCHITECTURE / INTERIOR ARCHITECTURE / RESEARCH
1240 ALA MOANA BLVD. STE 510, HONOLULU, HI 96814
TEL 808.533.8880 FAX 808.599.3769 www.ferrarochoi.com

**WAILUKU
CIVIC COMPLEX
PHASE 1B**
100% FINAL DESIGN
[Signature]

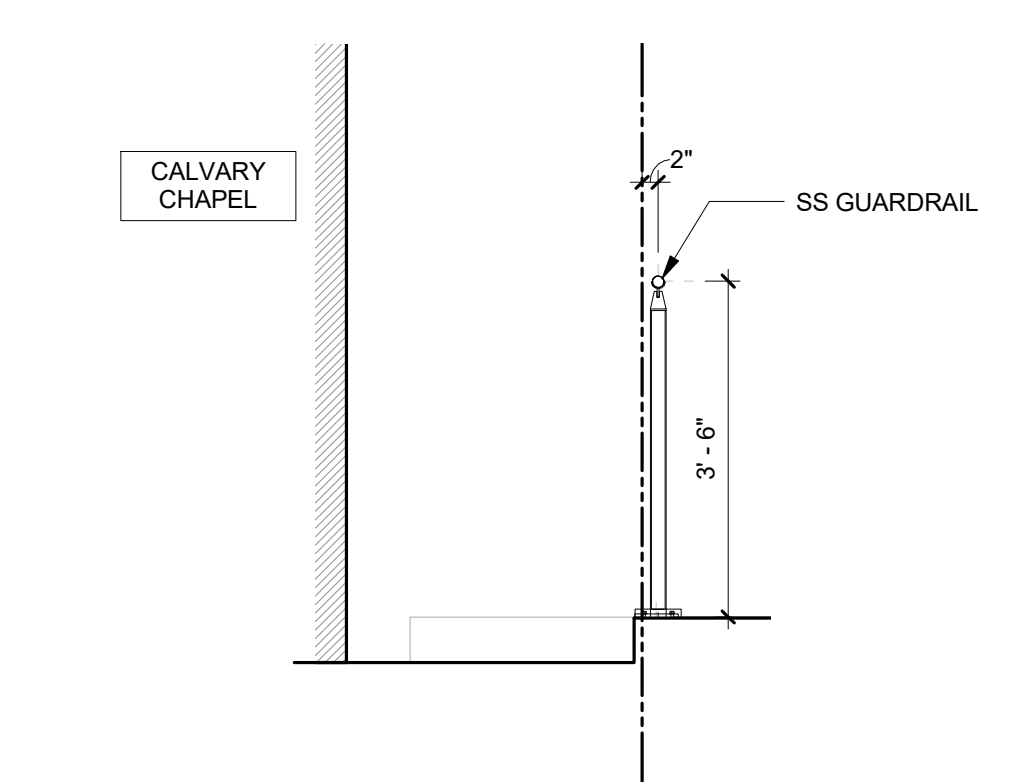
**WALKWAY
DETAILS - MAIN
STREET
PROMENADE**

PROJECT:	2017-001
DRAWN:	FCA
DATE:	7/25/2019
PHASE:	1B
SHEET:	A415
OF SHEETS:	OF

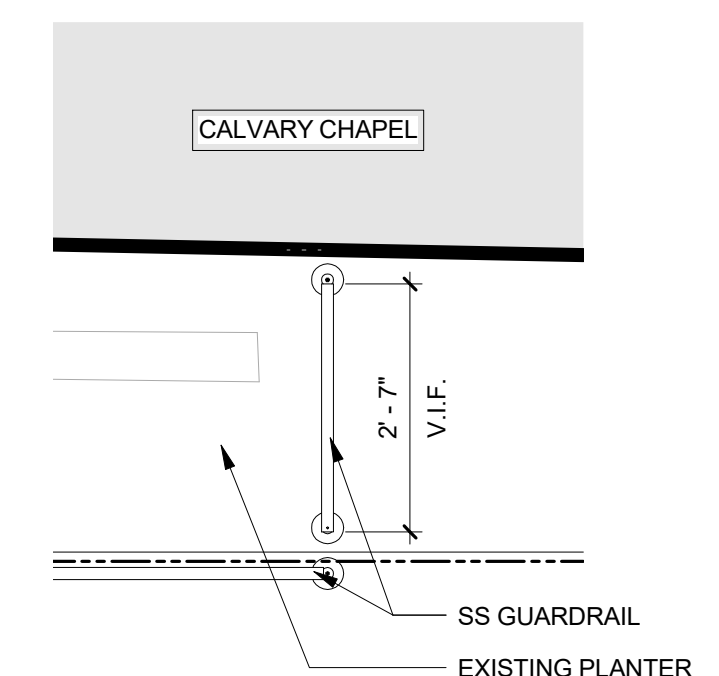
COPYRIGHT PROTECTED: THIS WORK IS PROTECTED UNDER THE 1990 ARCHITECTURAL WORKS COPYRIGHT PROTECTION ACT



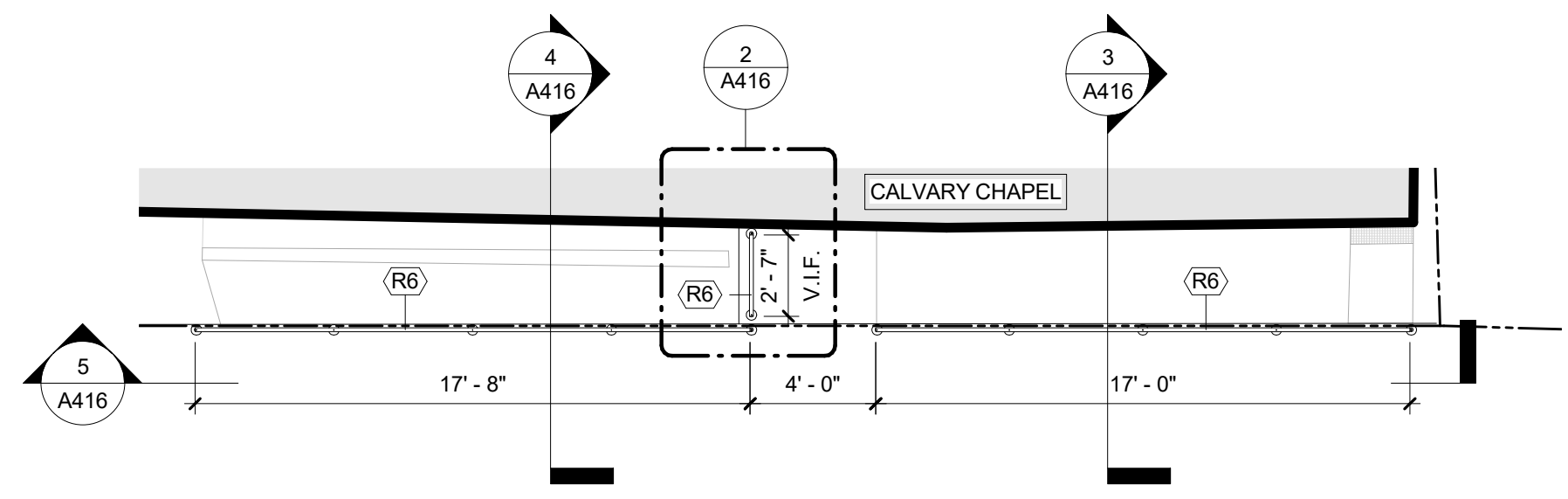
④ CALVARY CHAPEL WALKWAY - SECTION 2
1/2" = 1'-0"



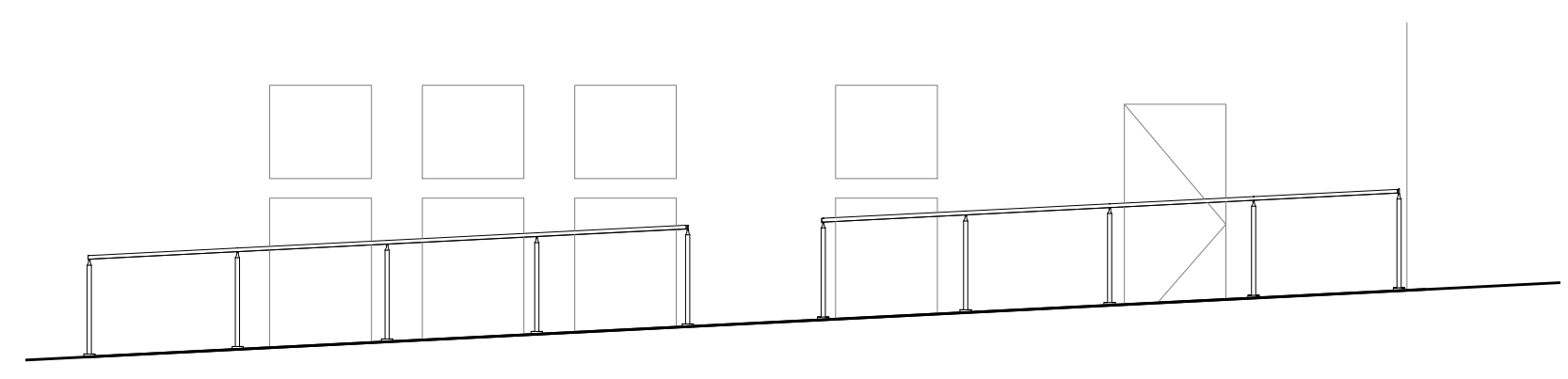
③ CALVARY CHAPEL WALKWAY - SECTION 1
1/2" = 1'-0"



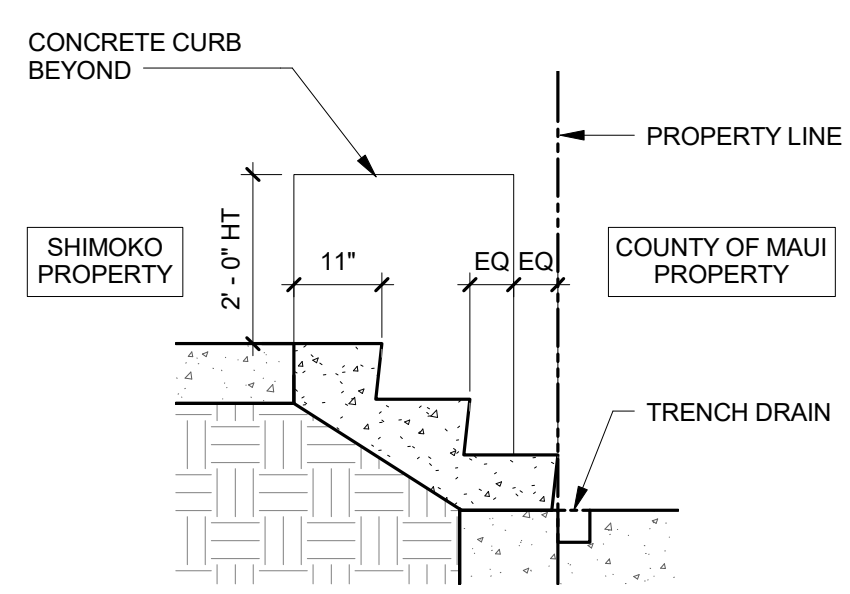
② CALVARY CHAPEL WALKWAY - ENLARGED PLAN
1/2" = 1'-0"



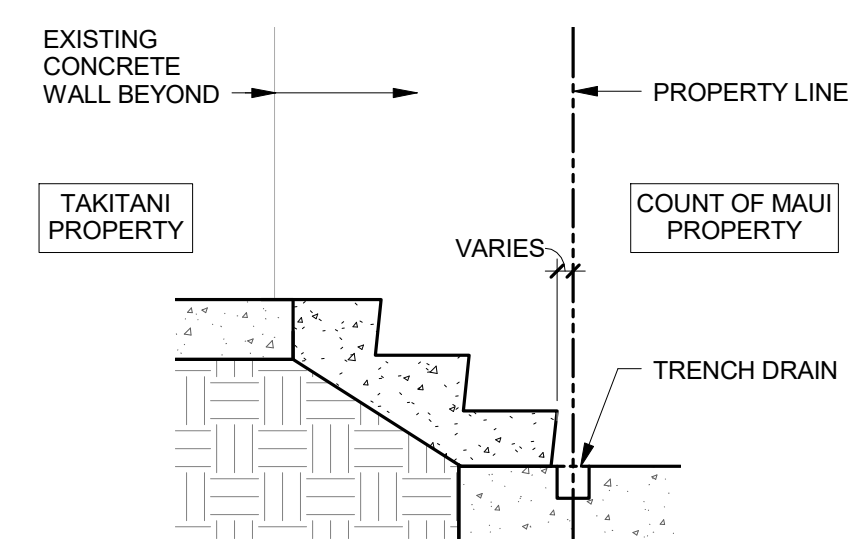
① CALVARY CHAPEL WALKWAY - PLAN
3/16" = 1'-0"



⑤ CALVARY CHAPEL WALKWAY - ELEVATION
3/16" = 1'-0"



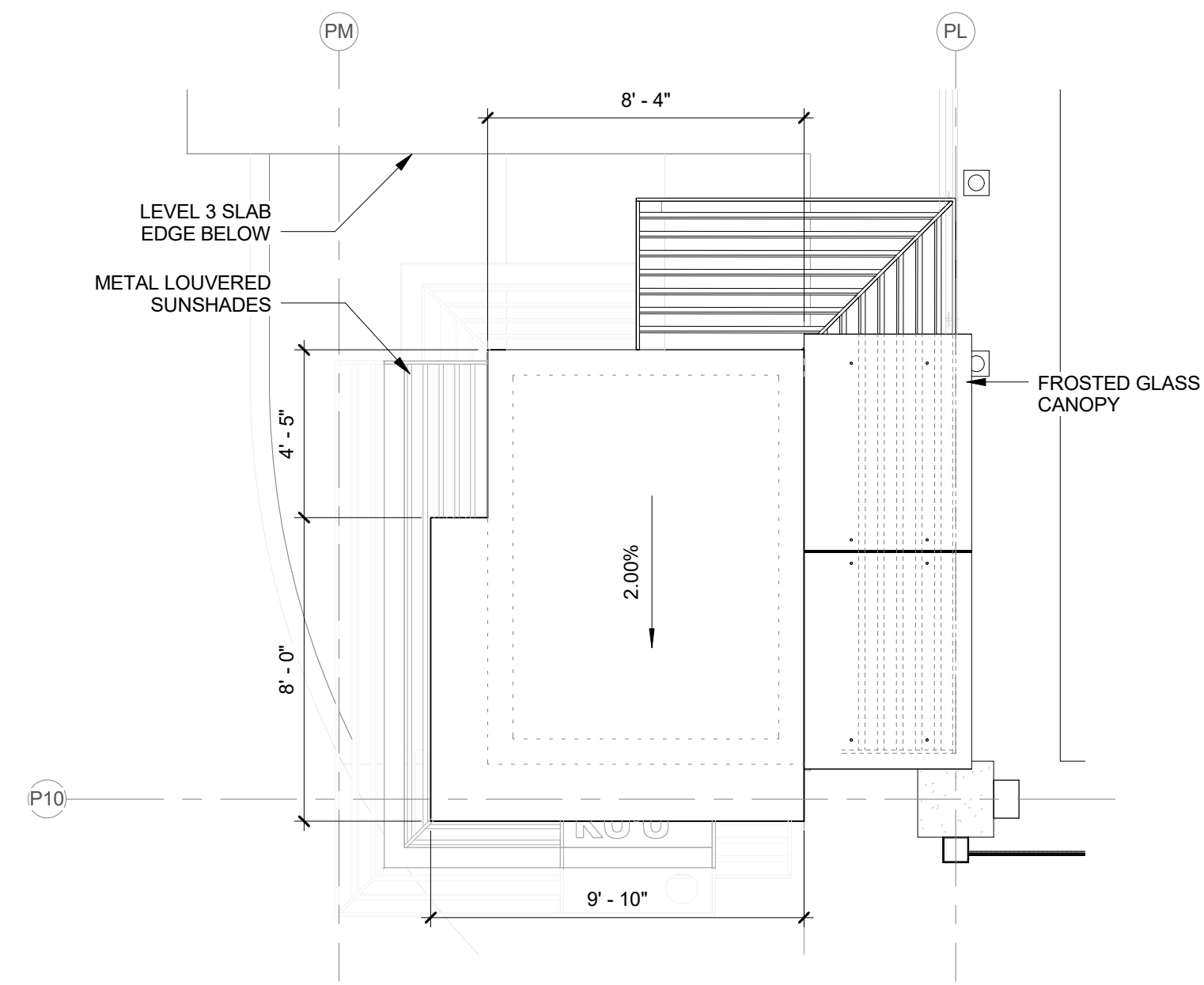
⑥ SECTION @ SHIMOKO
1/2" = 1'-0"



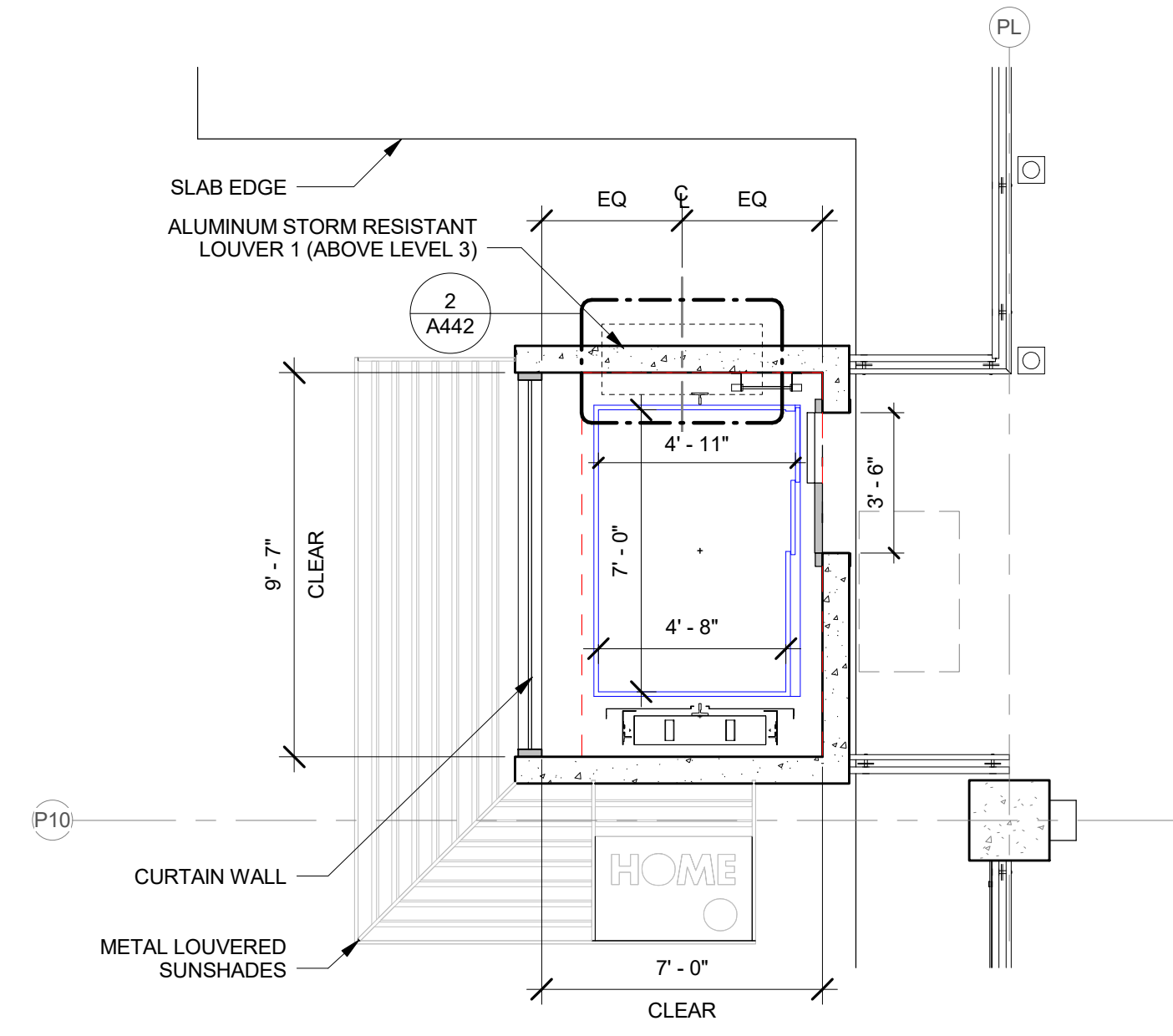
⑦ SECTION @ TAKITANI
1/2" = 1'-0"

FERRARO CHOI		FERRARO CHOI AND ASSOCIATES LTD ARCHITECTURE / INTERIOR ARCHITECTURE / RESEARCH 1240 A LA MOANA BLVD., STE. 510, HONOLULU, HI 96814 TEL 808.533.8880 FAX 808.599.3769 www.ferrarochoi.com	
WAILUKU CIVIC COMPLEX PHASE 1B		100% FINAL DESIGN	
WALKWAY DETAILS - CALVARY CHURCH		CADD FILE:	
2017-001		REVISIONS:	
FCA		◀◀◀◀◀◀◀◀◀◀	
7/25/2019		OF SHEETS	
1B A416		OF SHEETS	

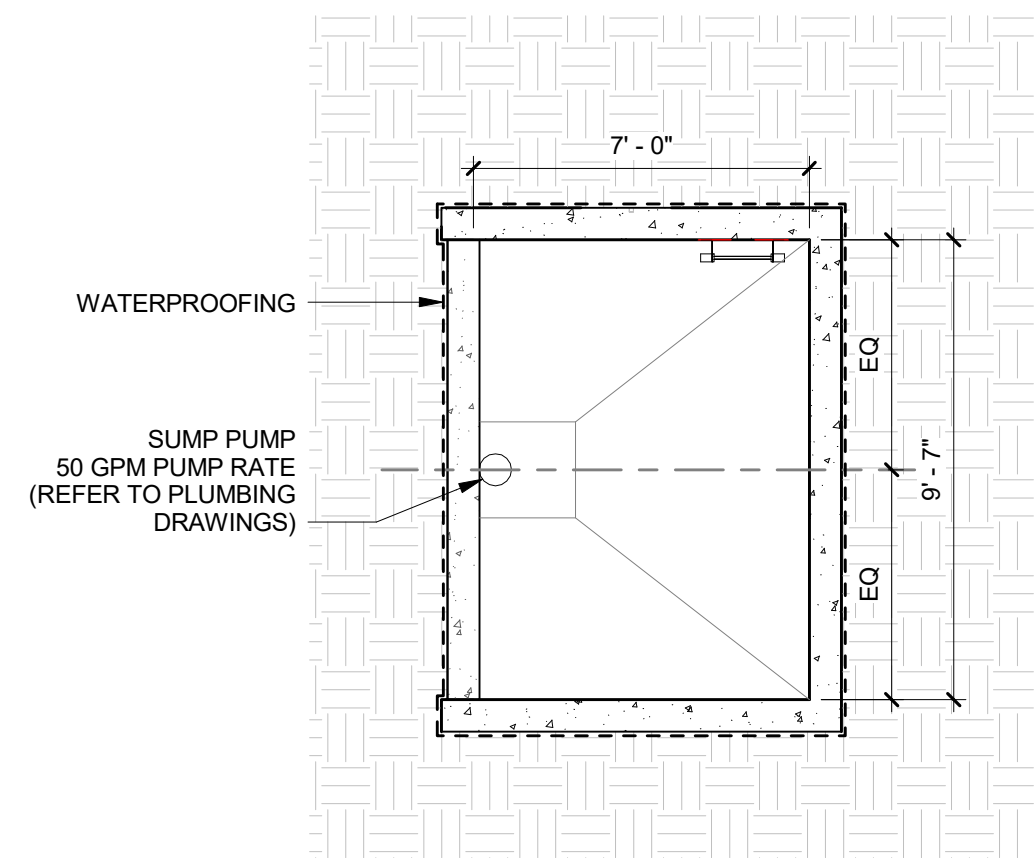
COPYRIGHT PROTECTED: THIS WORK IS PROTECTED UNDER THE 1990 ARCHITECTURAL WORKS COPYRIGHT PROTECTION ACT



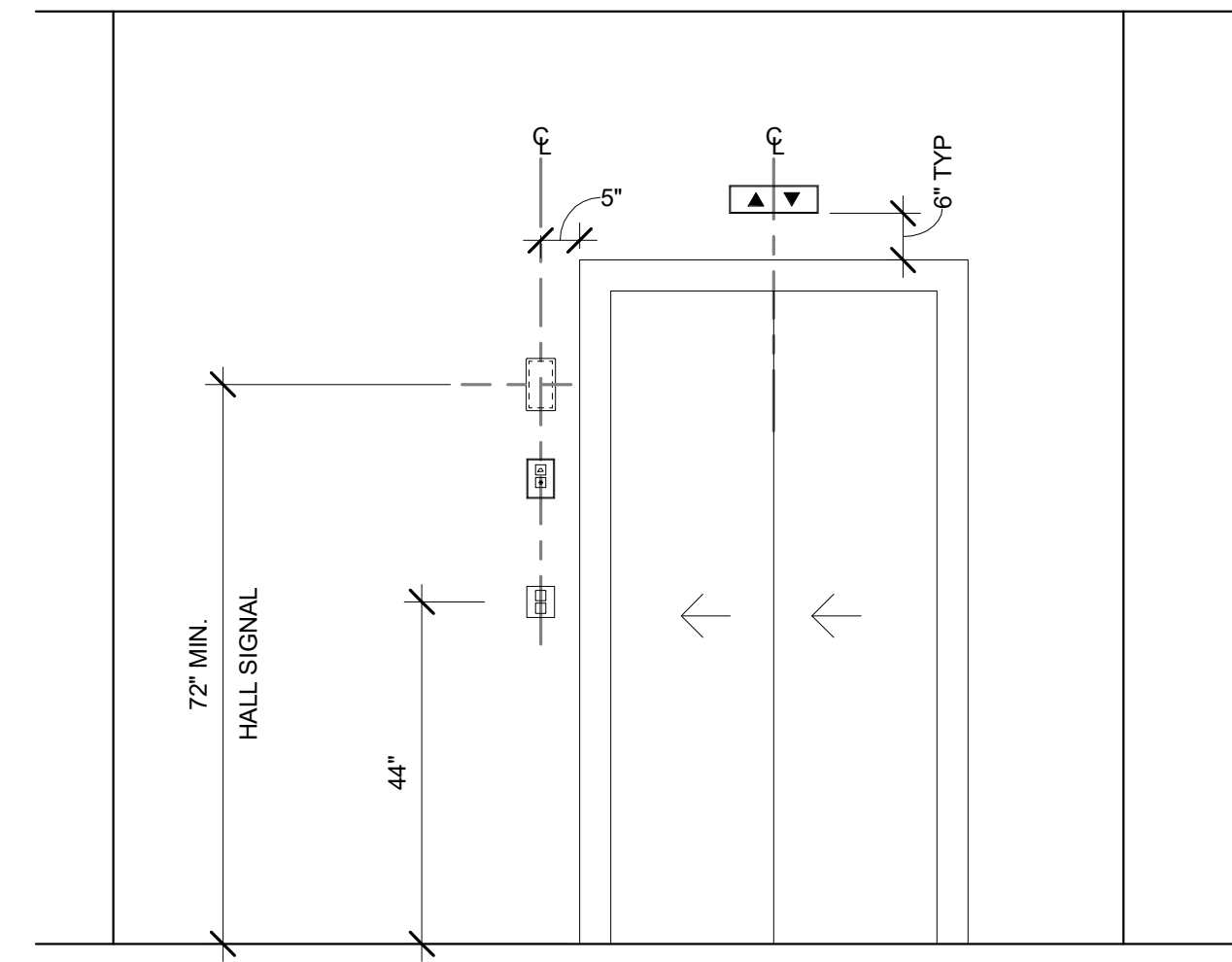
4 ROOF PLAN
1/4" = 1'-0"



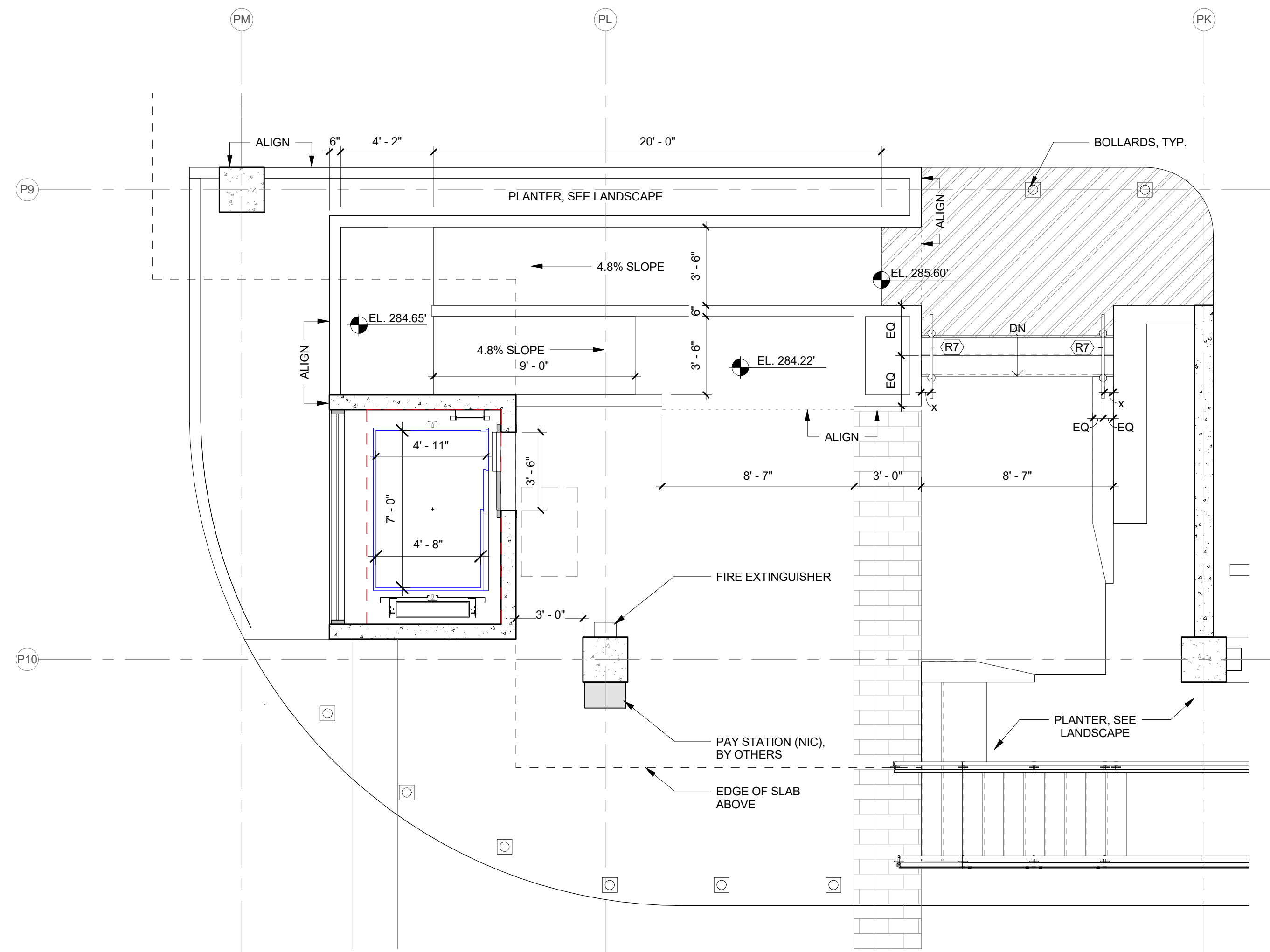
3 LEVEL 2 (LEVEL 1B AND 3 SIMILAR)
1/4" = 1'-0"



2 ELEVATOR PIT PLAN
1/4" = 1'-0"



5 TYPICAL ELEVATION AT ELEVATOR LANDING
1/2" = 1'-0"



1 LEVEL 1A
1/4" = 1'-0"

WAILUKU CIVIC COMPLEX
PHASE 1B
100% FINAL DESIGN

PARKING -
ELEVATOR -
ENLARGED FLOOR
PLANS

SHEET TITLE:

REVISIONS:

PROJECT: 2017-001

DRAWN: FCA

DATE: 7/25/2019

PHASE: 1B

SHEET: A421

OF SHEETS

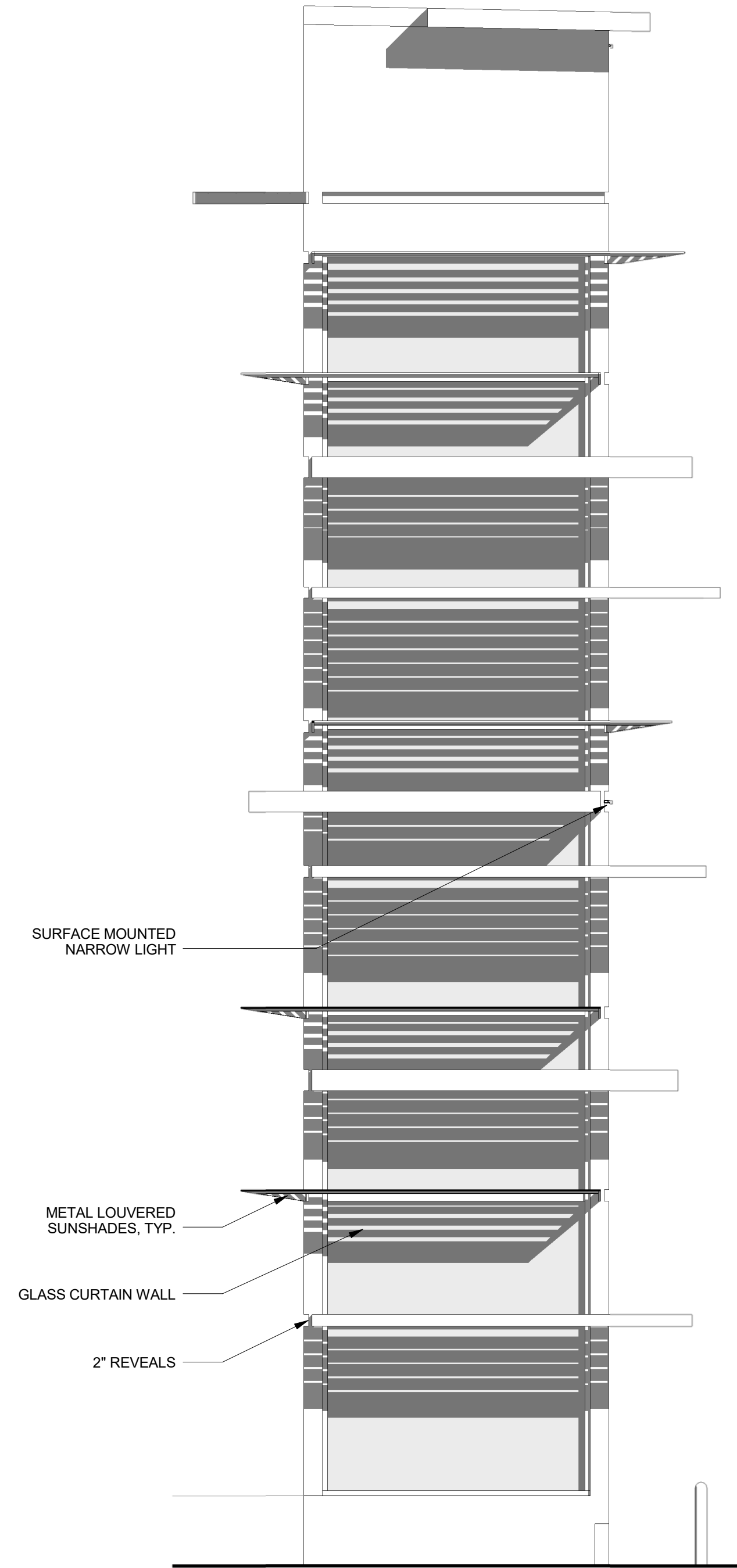
CADD FILE:

FERRARO CHOI

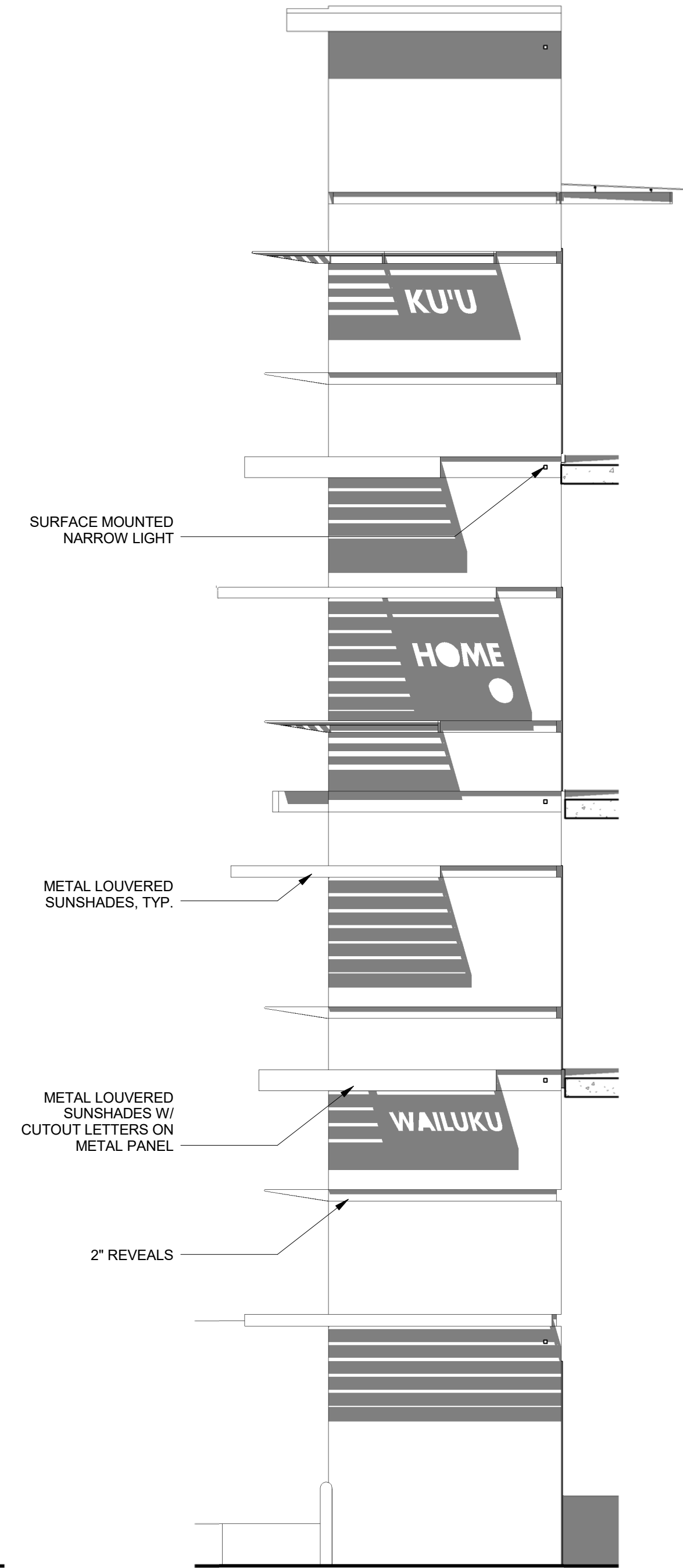
FERRARO CHOI AND ASSOCIATES LTD
ARCHITECTURE / INTERIOR ARCHITECTURE / RESEARCH
1240 ALA MOANA BLVD. STE 510, HONOLULU, HI 96814
TEL 808.533.8880 FAX 808.599.3769 WWW.FERRAROCHOI.COM

SIGNATURE

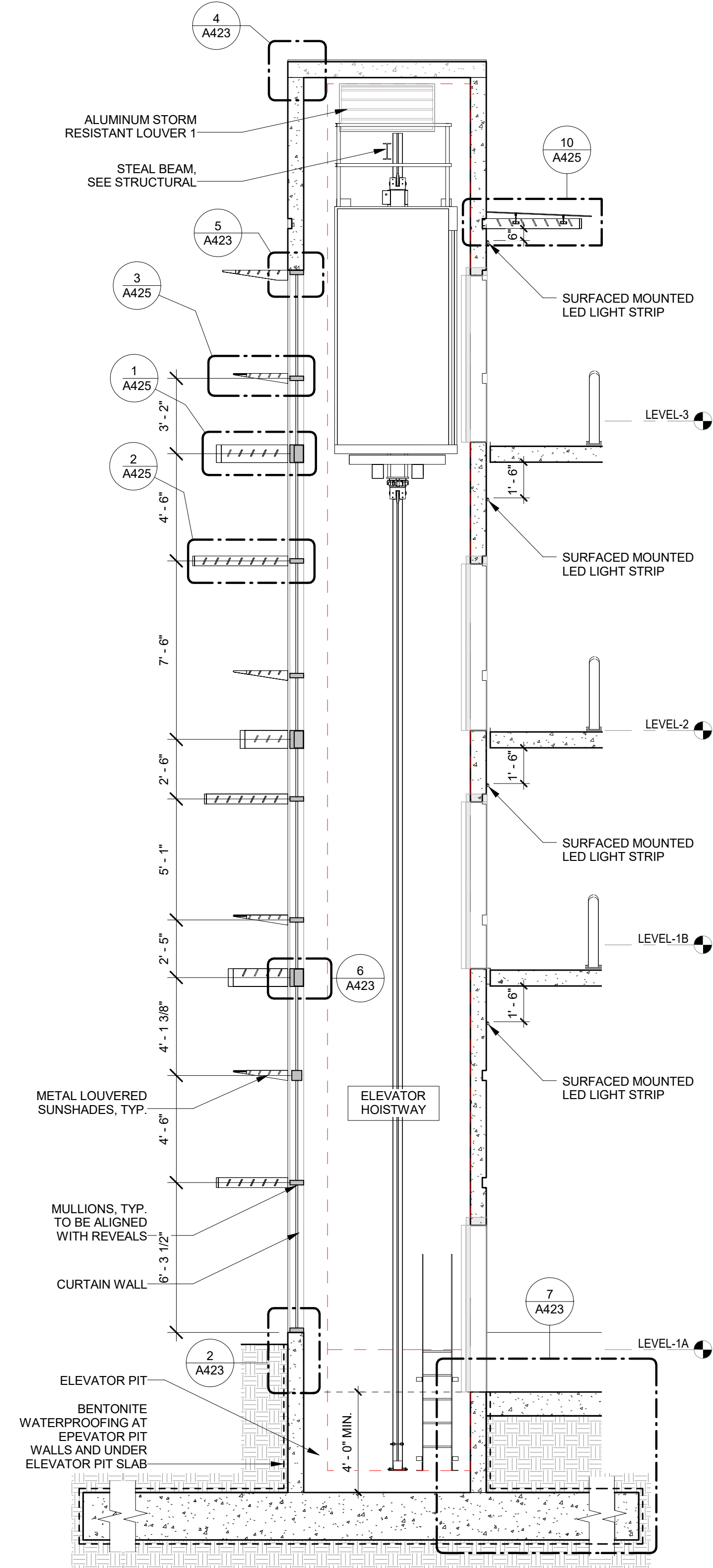
LICENSE EXPIRATION DATE 4/30/20



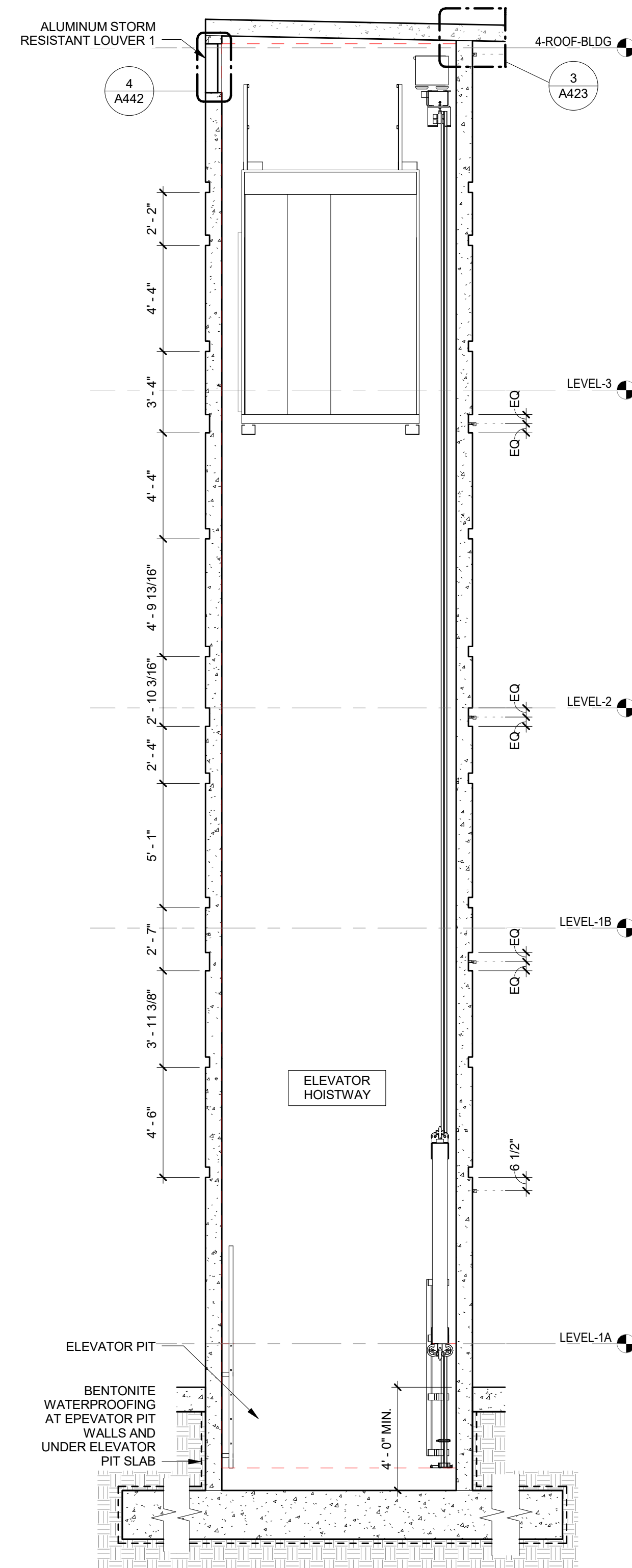
3 ELEVATION 2-2
1/4" = 1'-0"



2 ELEVATION 1-1
1/4" = 1'-0"



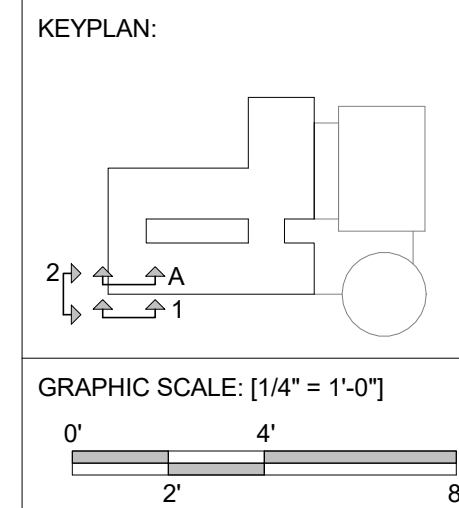
1 SECTION A-A
1/4" = 1'-0"



4 SECTION B-B
1/4" = 1'-0"

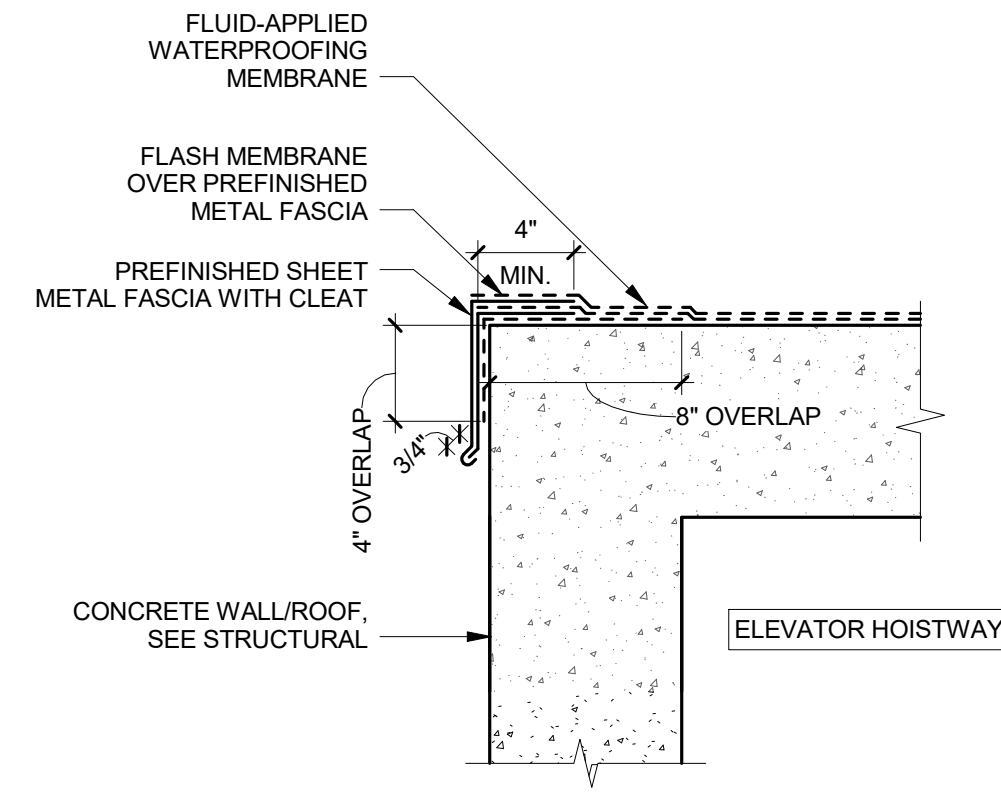
PARKING ELEVATOR
GENERAL NOTES:
• ALL CONCRETE SURFACES TO BE PAINTED (REFER TO FINISH SCHEDULE)

LEGEND:
AL-1* ALUMINUM
COLOR: WOODGRAIN
AL-2* ALUMINUM
COLOR: CHARCOAL
*REFER TO FINISH SCHEDULE

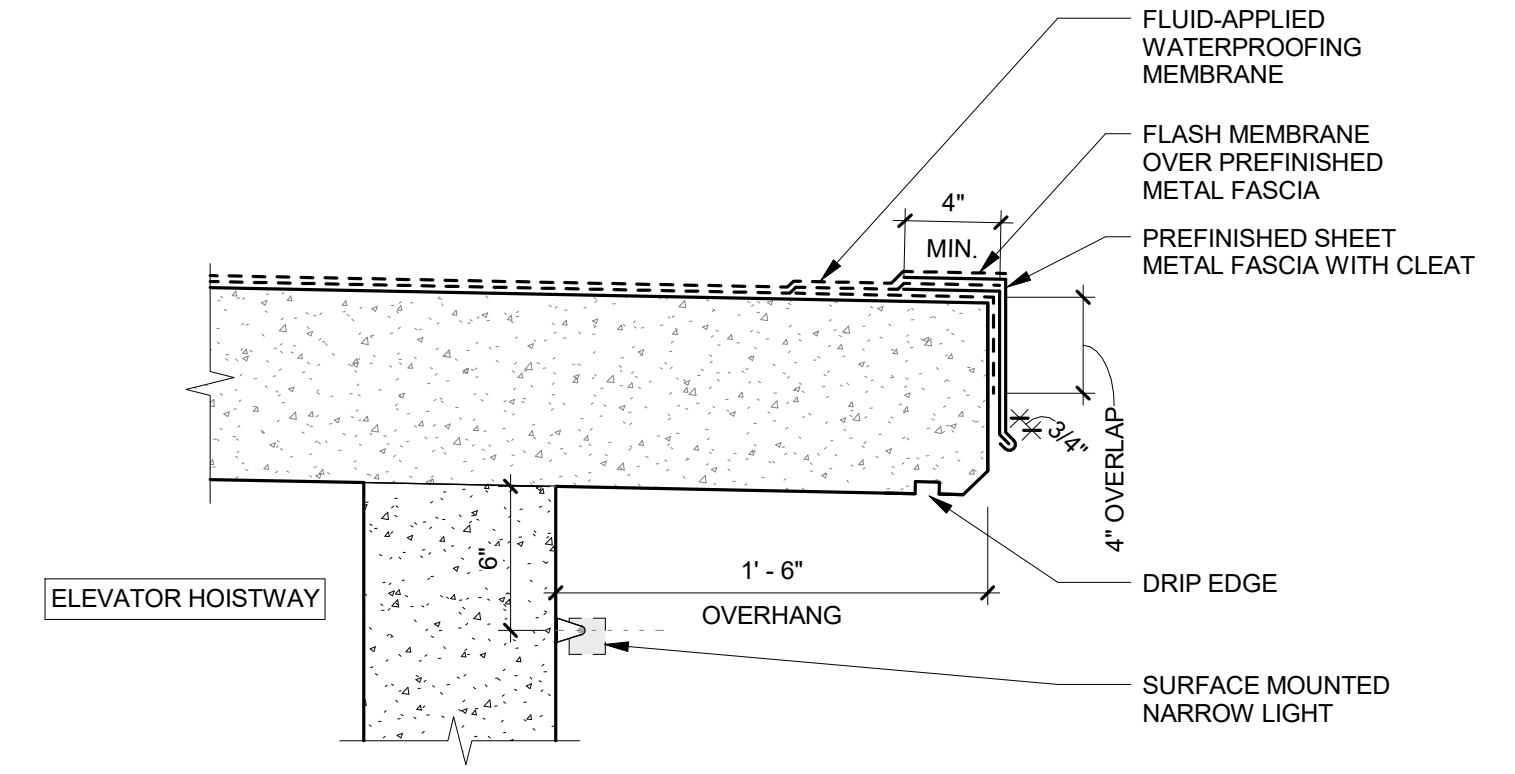


<p>FERRARO CHOI</p> <p>FERRARO CHOI AND ASSOCIATES LTD ARCHITECTURE / INTERIOR ARCHITECTURE / RESEARCH 1240 A LA MOANA BLVD., STE. 510, HONOLULU, HI 96814 TEL 808.533.8880 FAX 808.599.3769 www.ferrarochoi.com</p>		<p>PROJECT: 2017-001</p>		
		<p>REVISIONS:</p> <table border="1"> <tr> <td>1</td> <td>2017-001</td> <td>FCA</td> </tr> </table>		1
1	2017-001	FCA		
<p>WAILUKU CIVIC COMPLEX PHASE 1B</p> <p>100% FINAL DESIGN</p> <p>100% FINAL DESIGN</p>		<p>SHEET TITLE:</p> <p>PARKING - ELEVATOR - ELEVATIONS & SECTIONS</p>		
<p>100% FINAL DESIGN</p> <p>100% FINAL DESIGN</p>		<p>DATE: 7/25/2019</p>		
<p>100% FINAL DESIGN</p> <p>100% FINAL DESIGN</p>		<p>PHASE: 1B</p>		
<p>100% FINAL DESIGN</p> <p>100% FINAL DESIGN</p>		<p>SHEET: A422</p>		
<p>100% FINAL DESIGN</p> <p>100% FINAL DESIGN</p>		<p>OF SHEETS</p>		

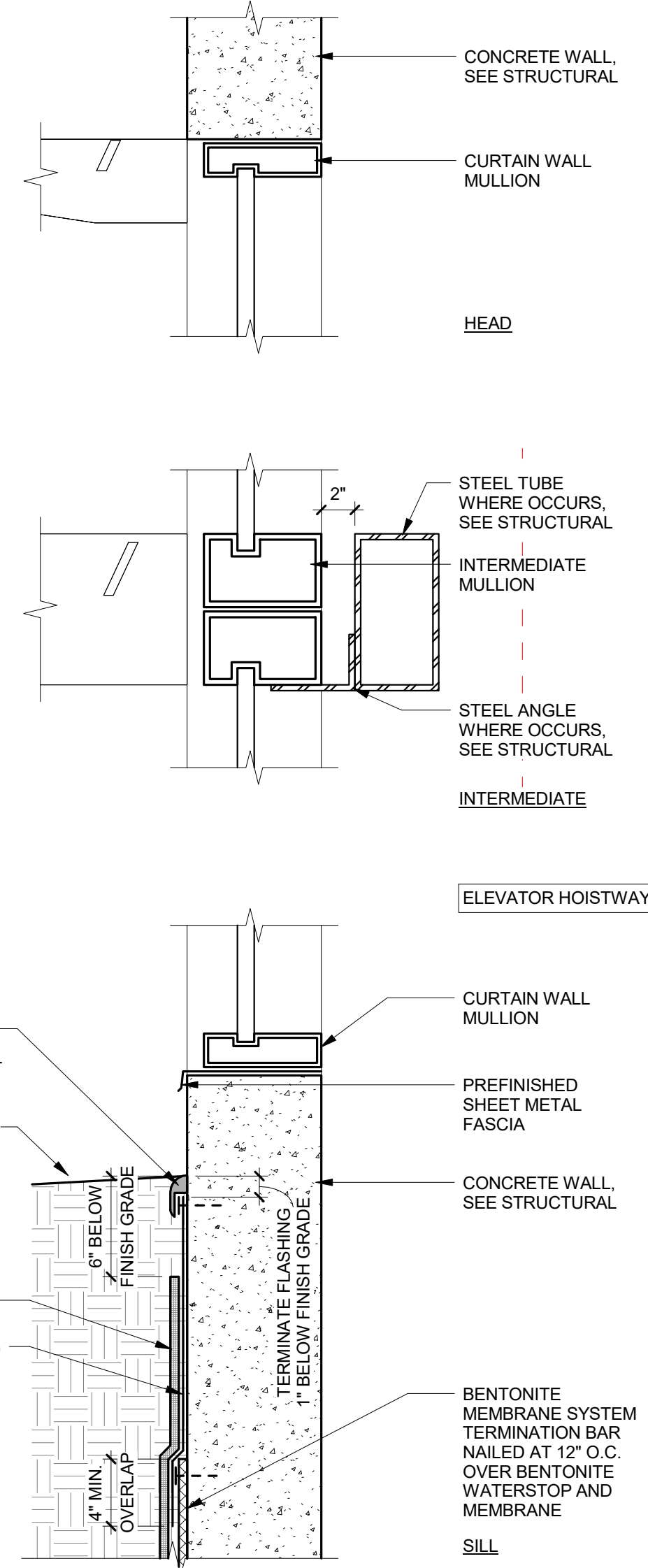
COPYRIGHT PROTECTED: THIS WORK IS PROTECTED UNDER THE 1990 ARCHITECTURAL WORKS COPYRIGHT PROTECTION ACT



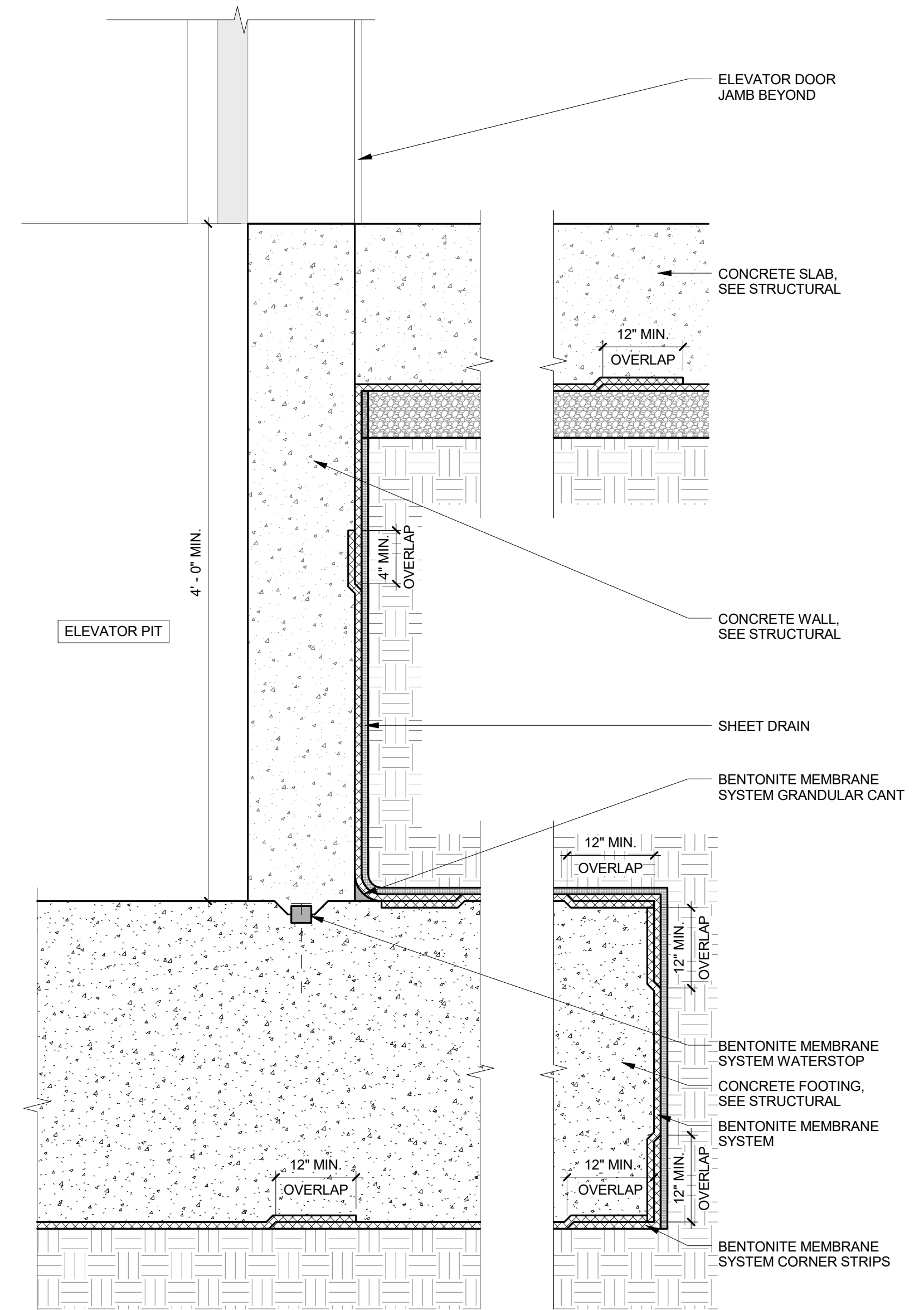
④ ELEVATOR ROOF DETAIL - TYPICAL
1 1/2" = 1'-0"



③ ELEVATOR ROOF DETAIL @ OVERHANG
1 1/2" = 1'-0"



② ELEVATOR CURTAIN WALL DETAIL
1 1/2" = 1'-0"



⑦ ELEVATOR FOOTING DETAIL
1 1/2" = 1'-0"

**WAILUKU
CIVIC COMPLEX
PHASE 1B**
100% FINAL DESIGN

SHEET TITLE:
**PARKING - ROOF
ELEVATOR - ROOF
AND FOOTING
DETAILS**

PROJECT: 2017-001

DRAWN: FCA

DATE: 7/25/2019

PHASE: 1B
SHEET: A423
OF SHEETS

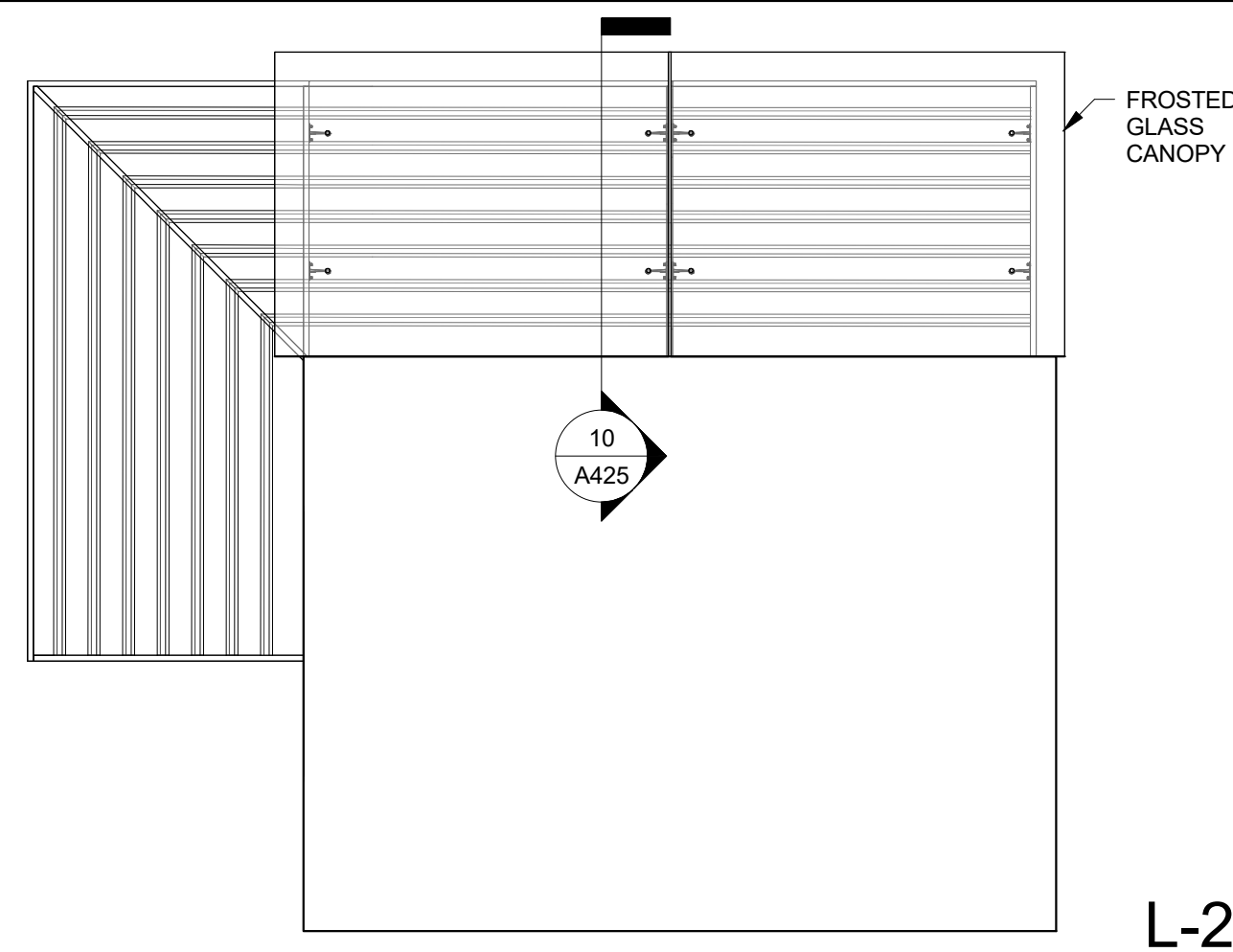
REVISIONS:
◀◀◀◀◀◀

CADD FILE:
P:\V\A\U\A423\A423.rvt

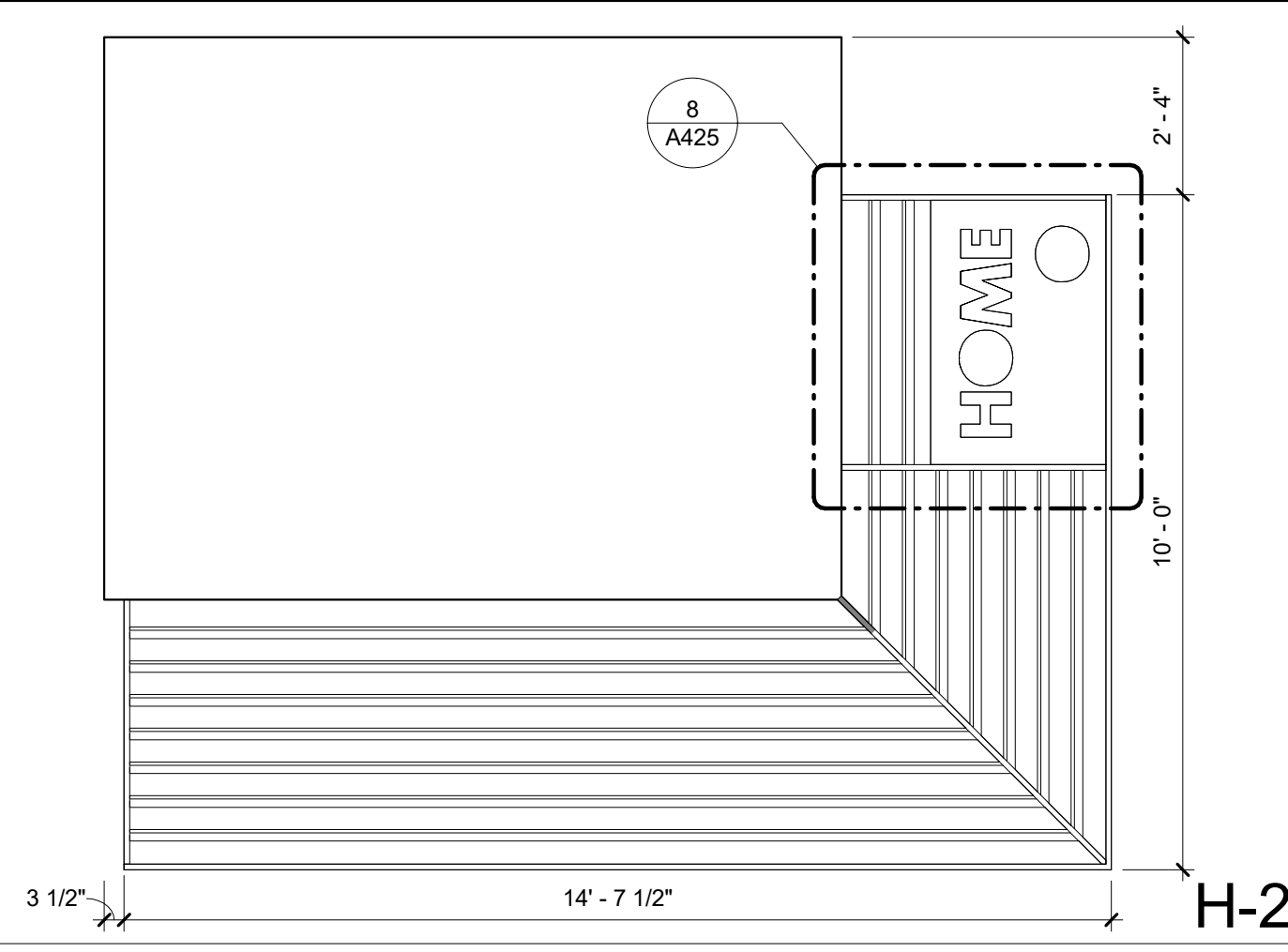
FERRARO CHOI

FERRARO CHOI AND ASSOCIATES LTD
ARCHITECTURE / INTERIOR ARCHITECTURE / RESEARCH
1240 ALA MOANA BLVD. STE. 510, HONOLULU, HI 96814
TEL 808.533.8880 FAX 808.599.3769 WWW.FERRAROCIOI.COM

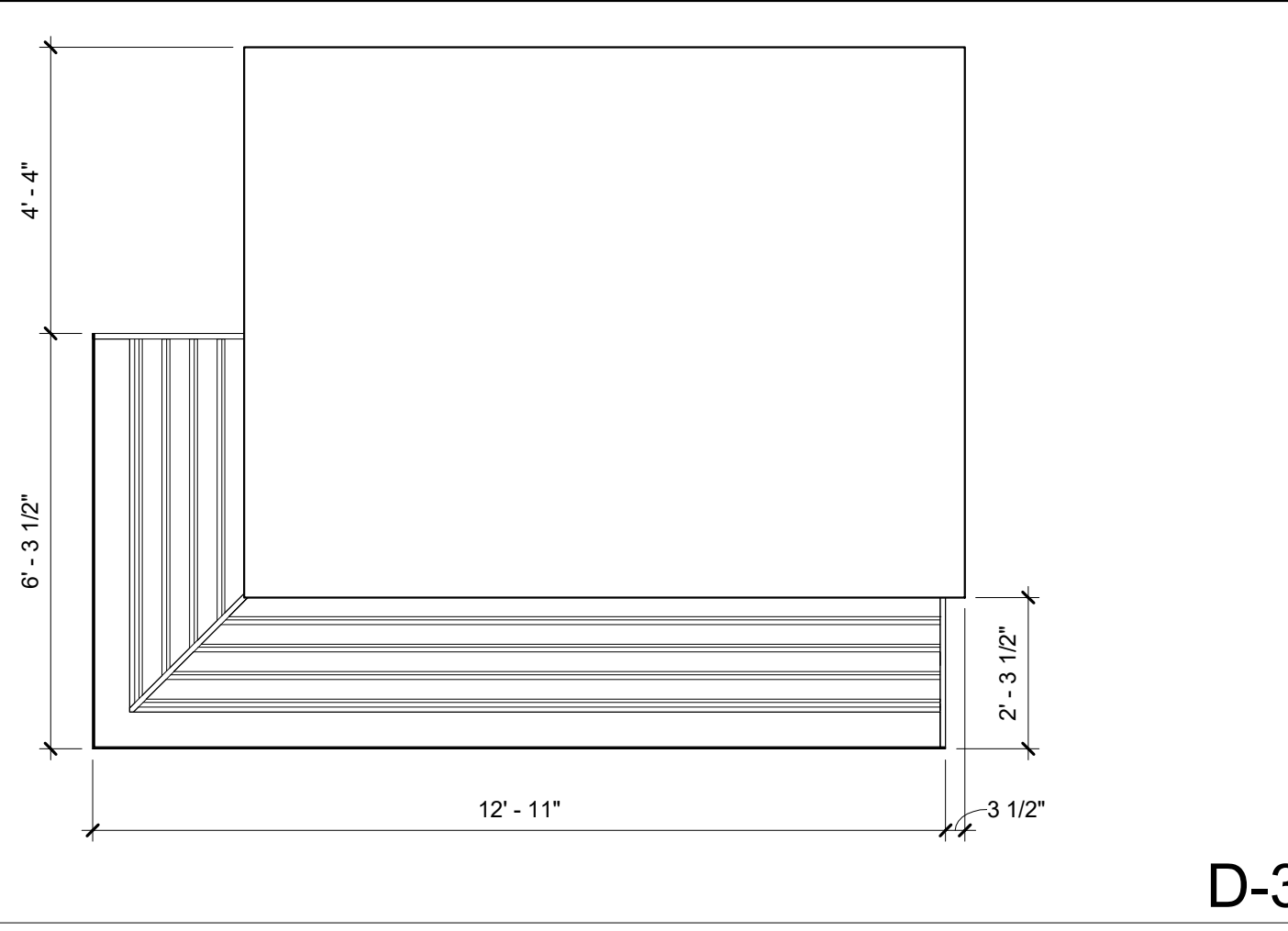
COPYRIGHT PROTECTED: THIS WORK IS PROTECTED UNDER THE 1990 ARCHITECTURAL WORKS COPYRIGHT PROTECTION ACT



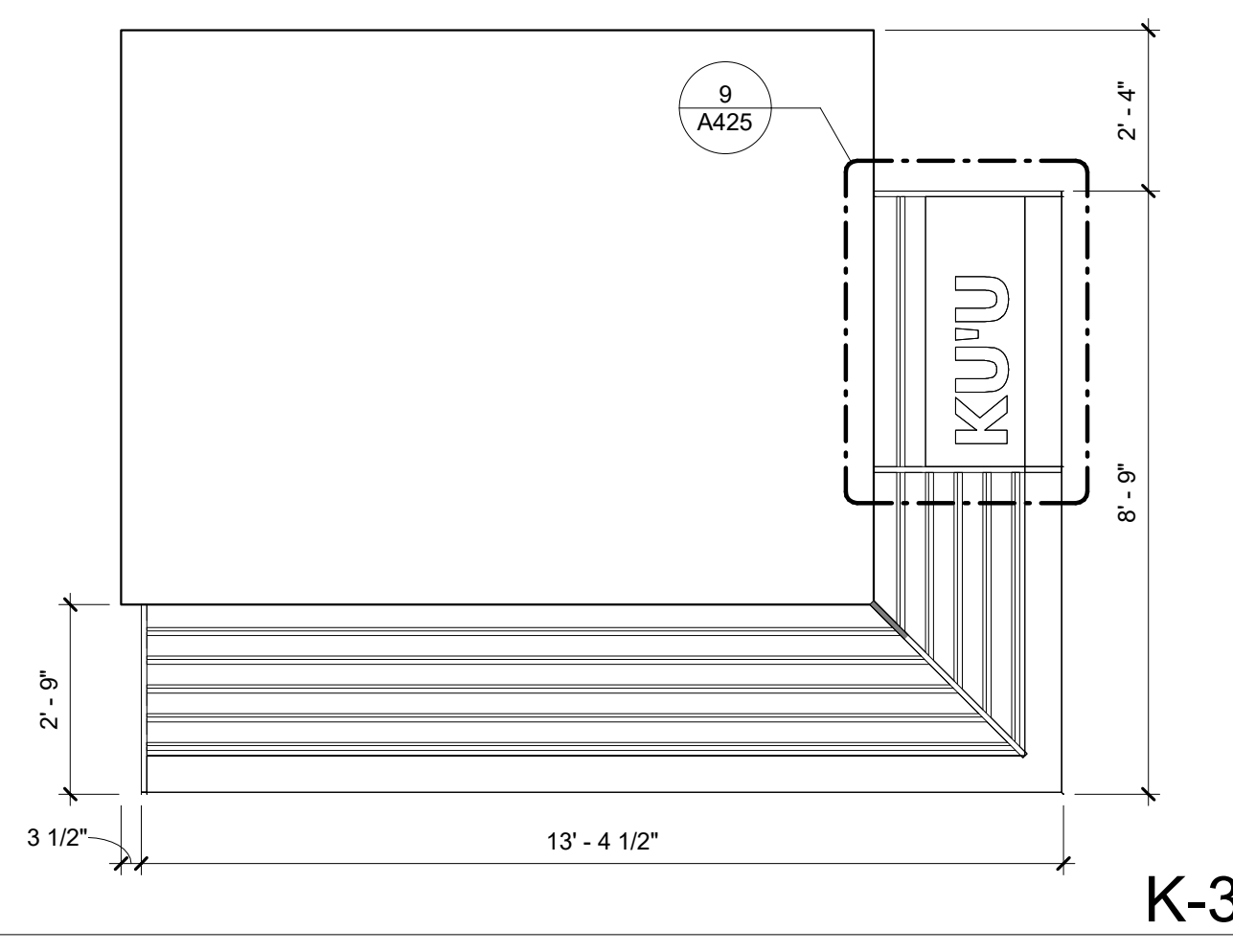
L-2



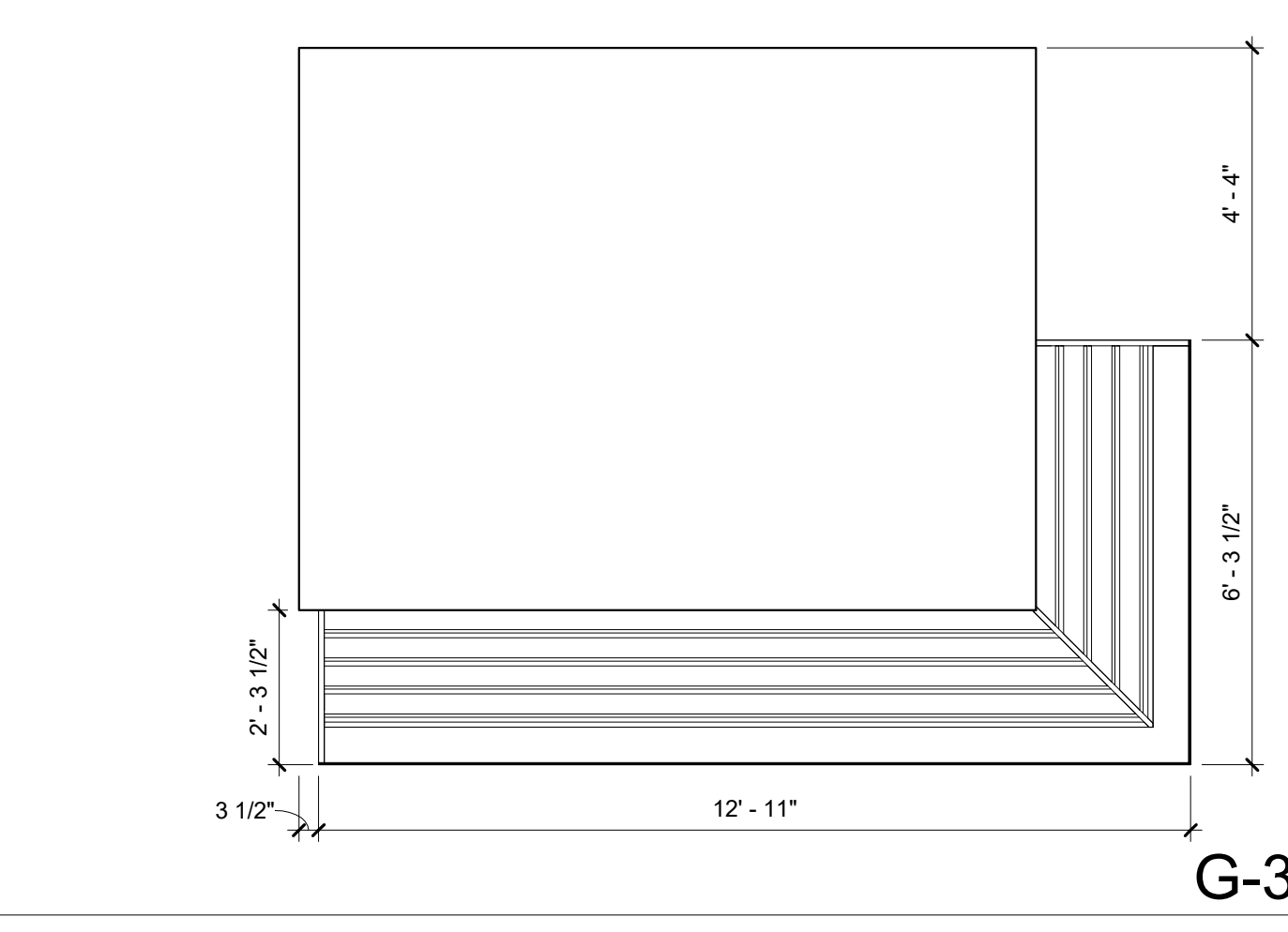
H-2



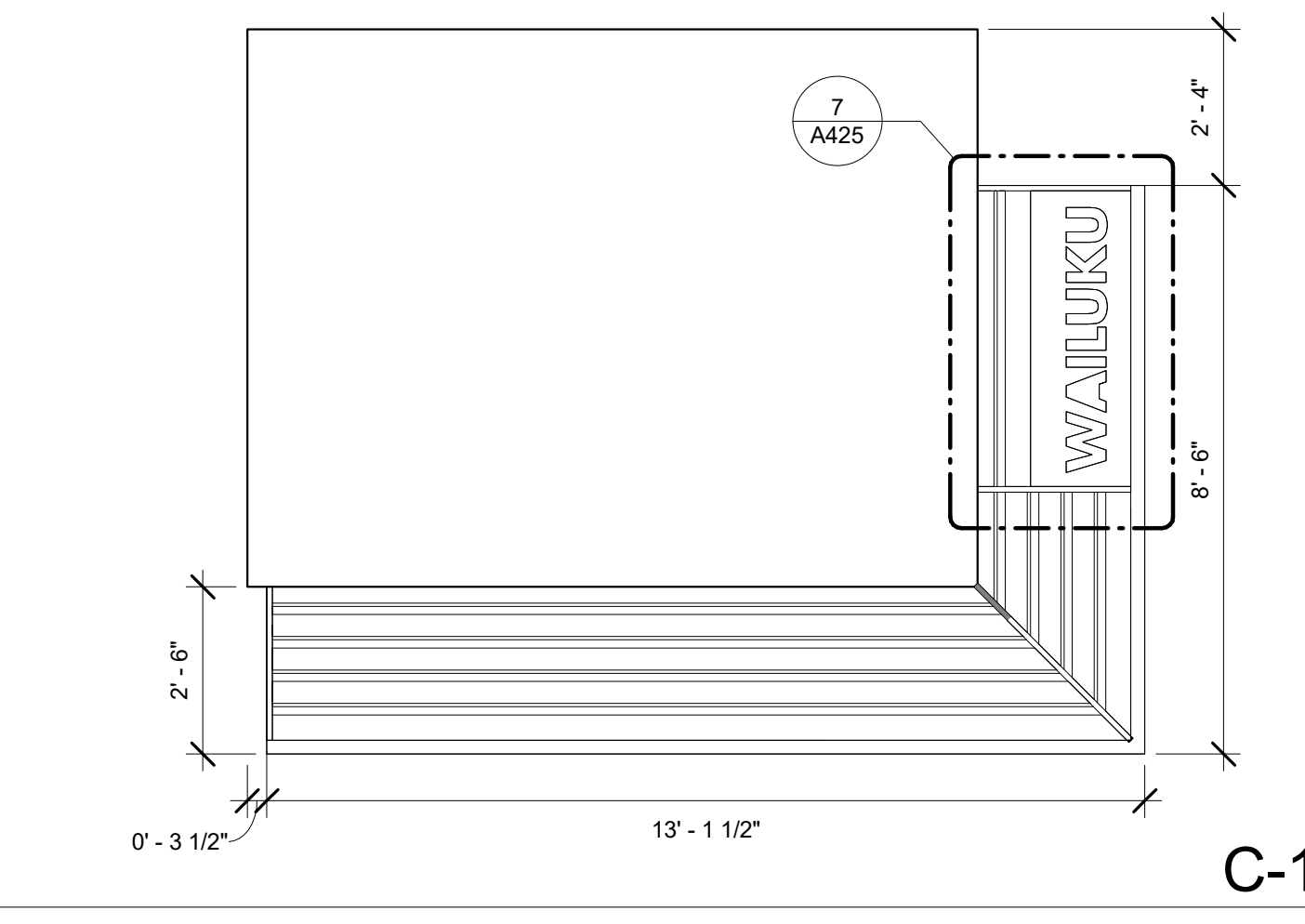
D-3



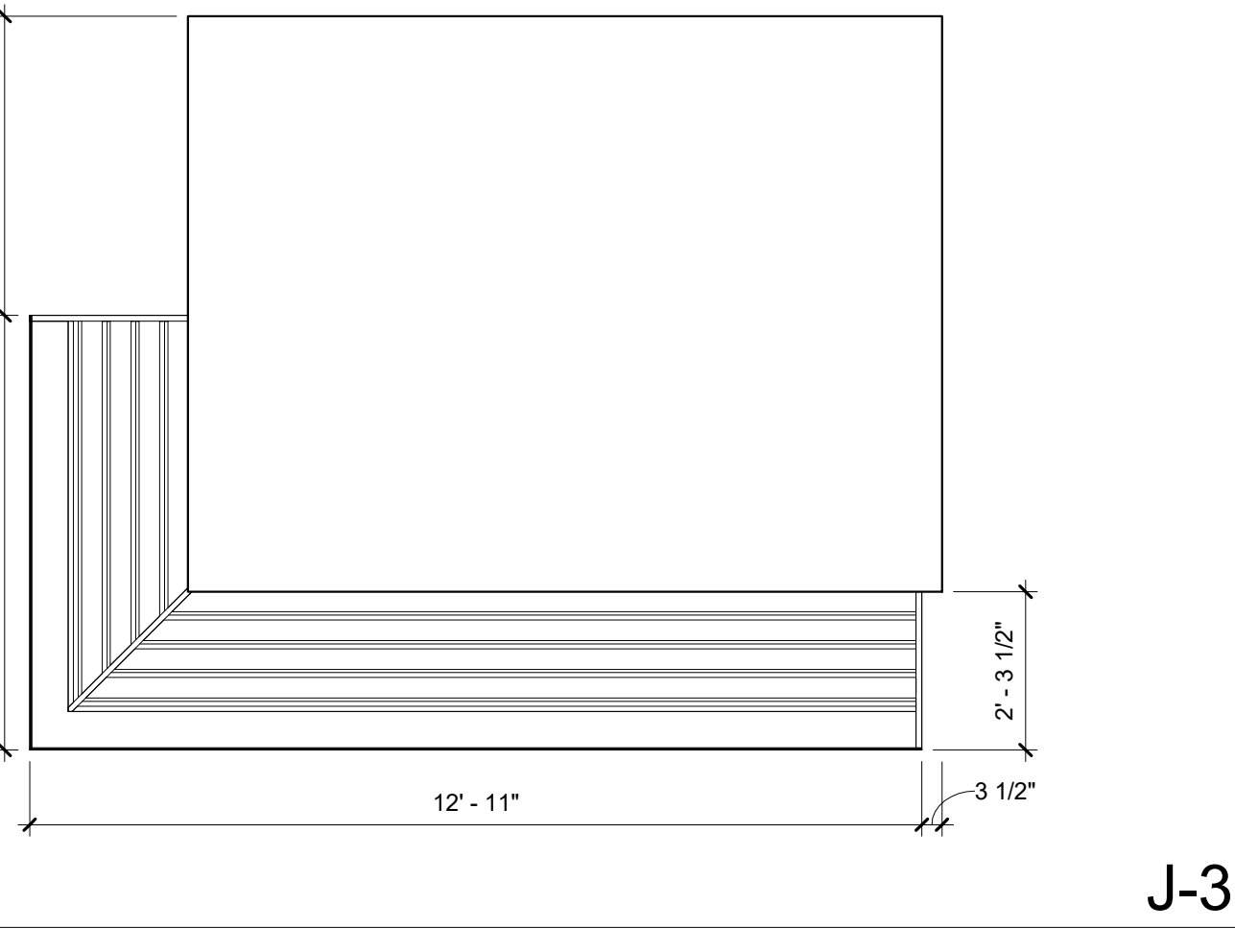
K-3



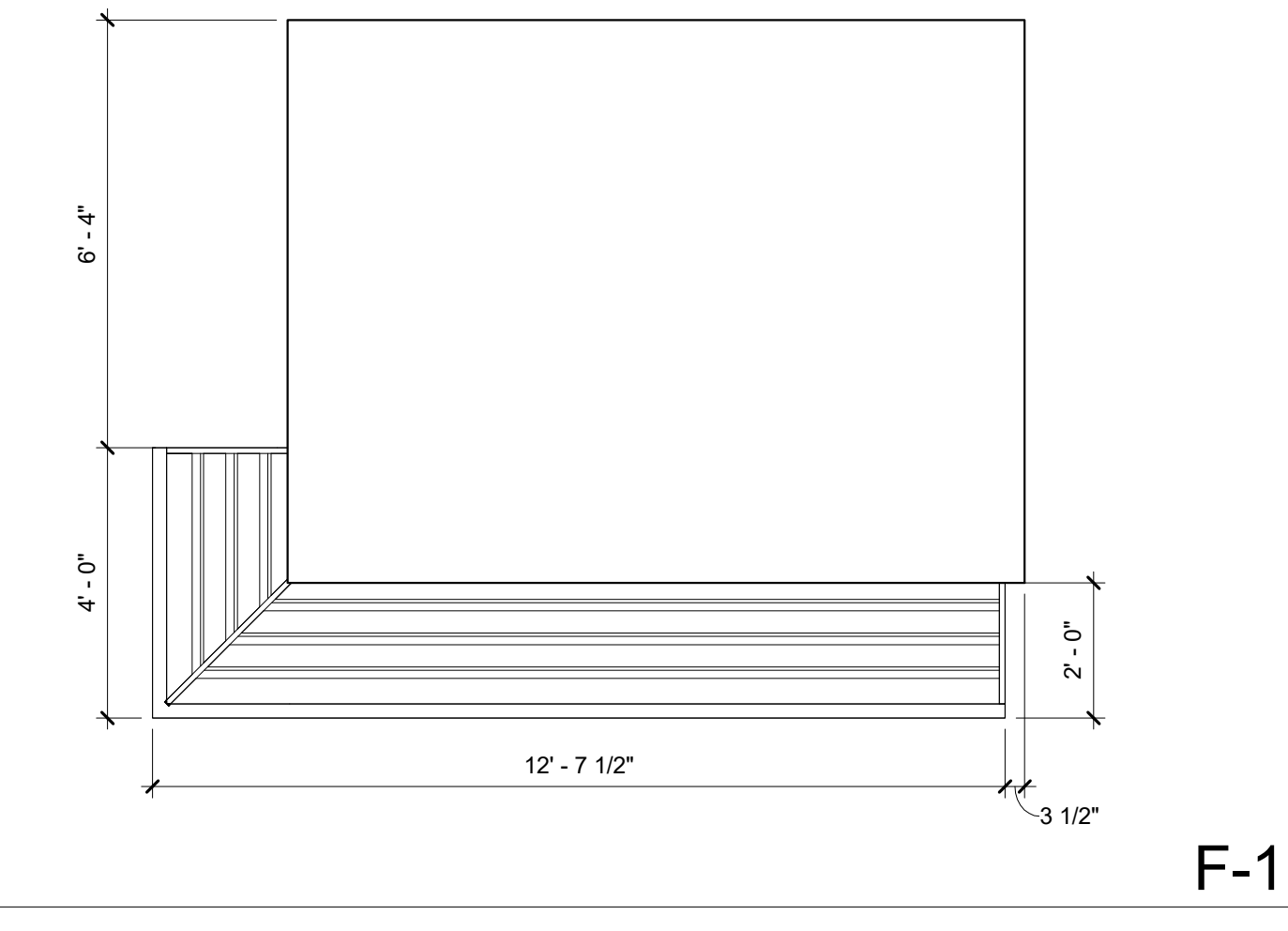
G-3



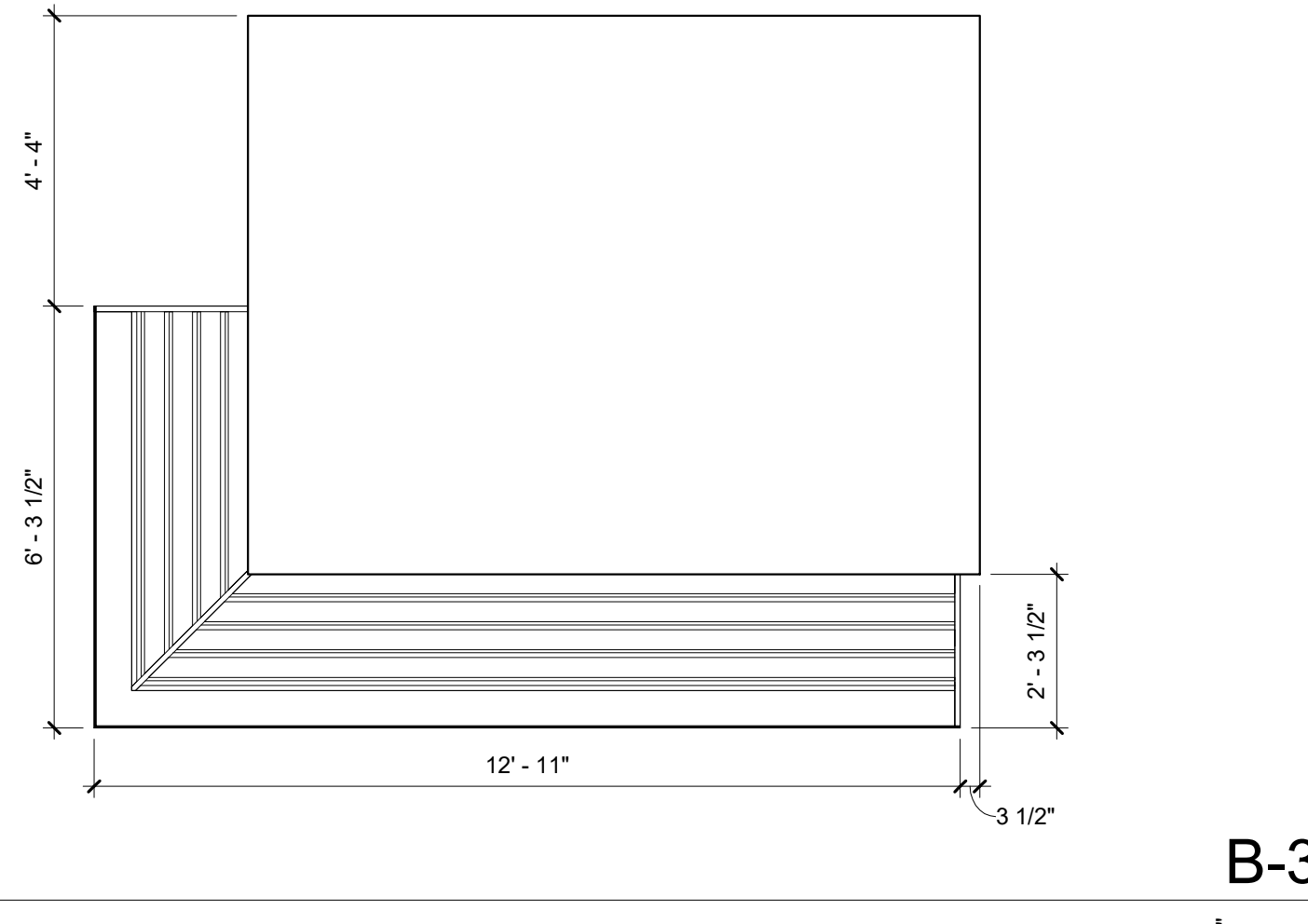
C-1



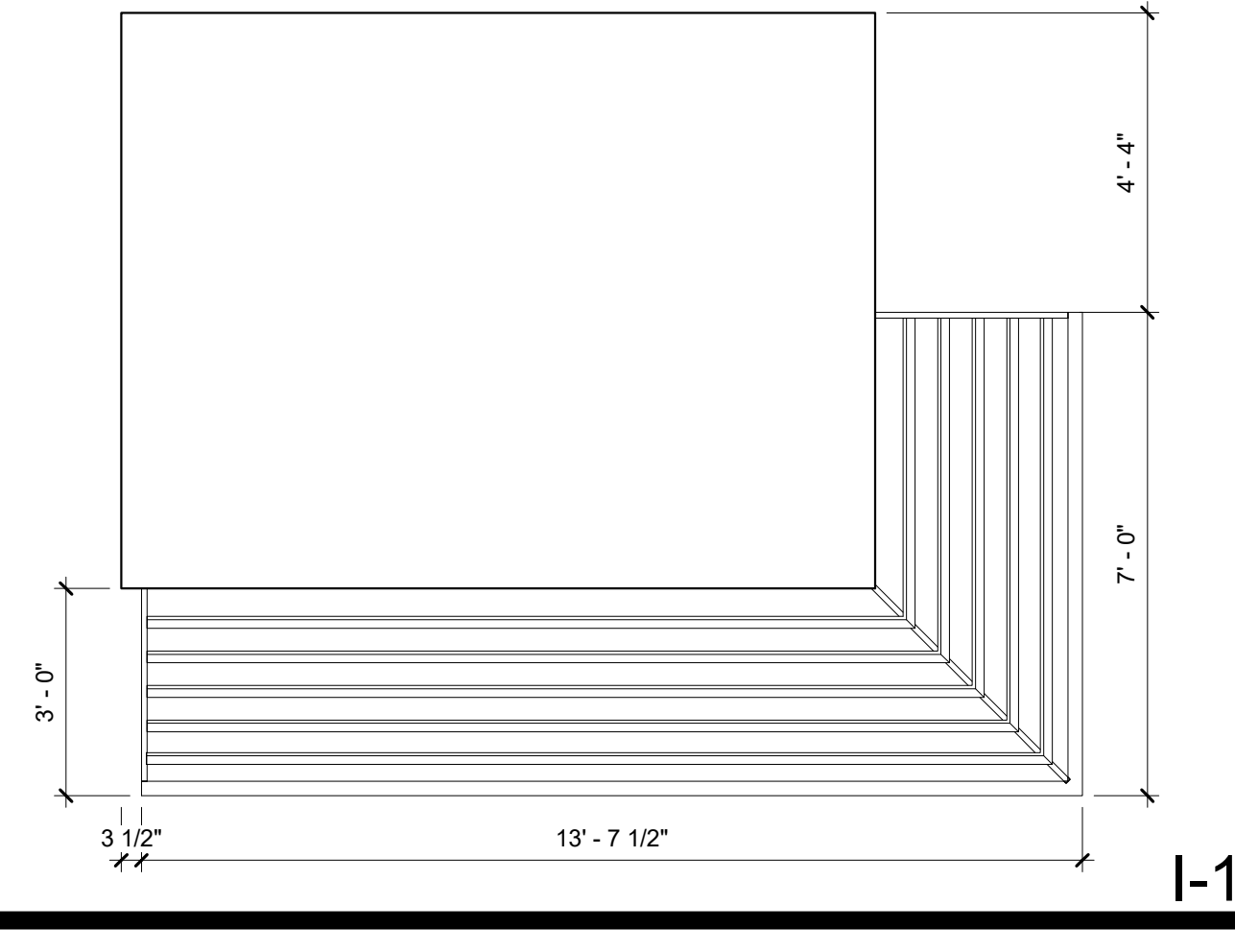
J-3



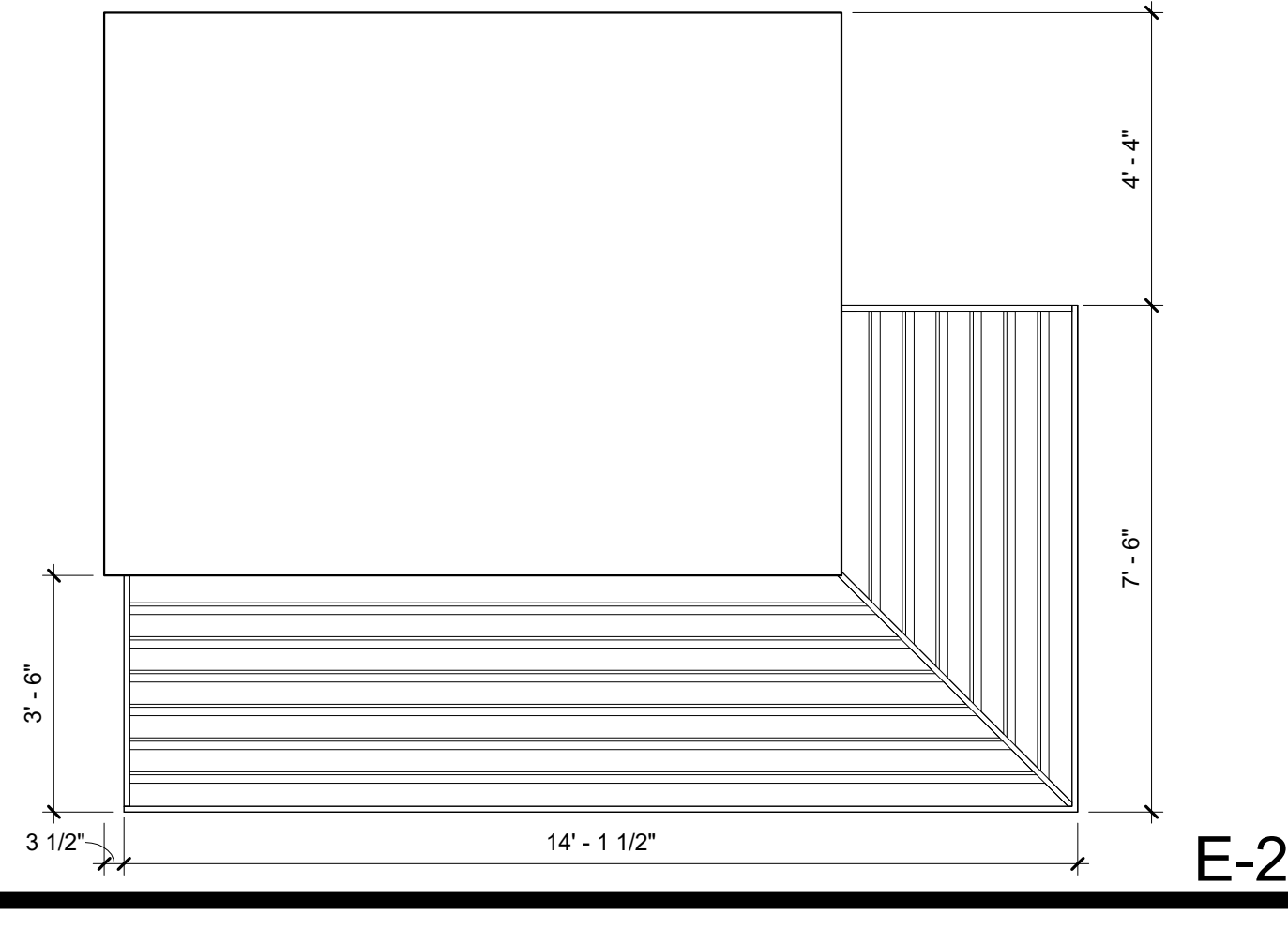
F-1



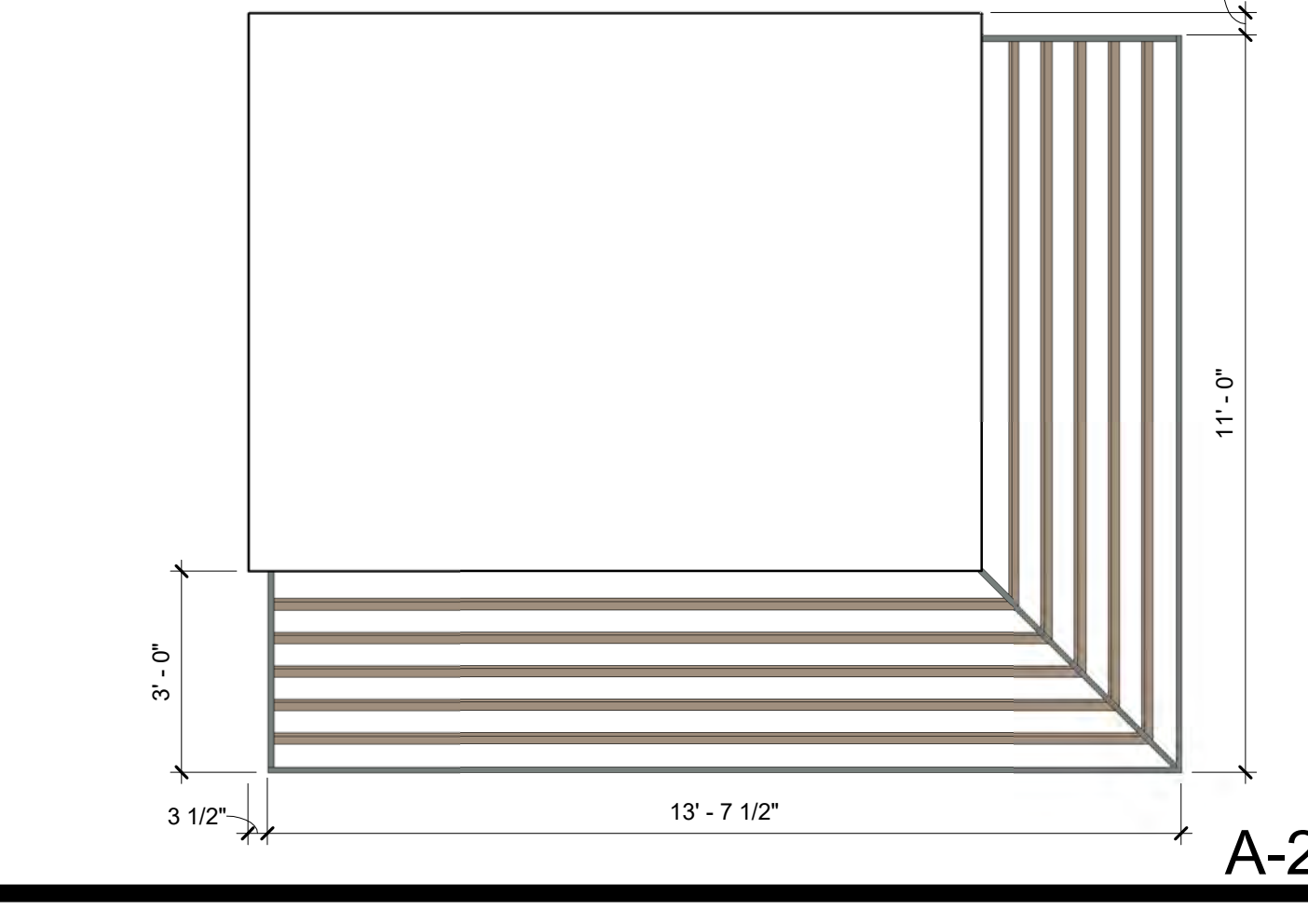
B-3



I-1

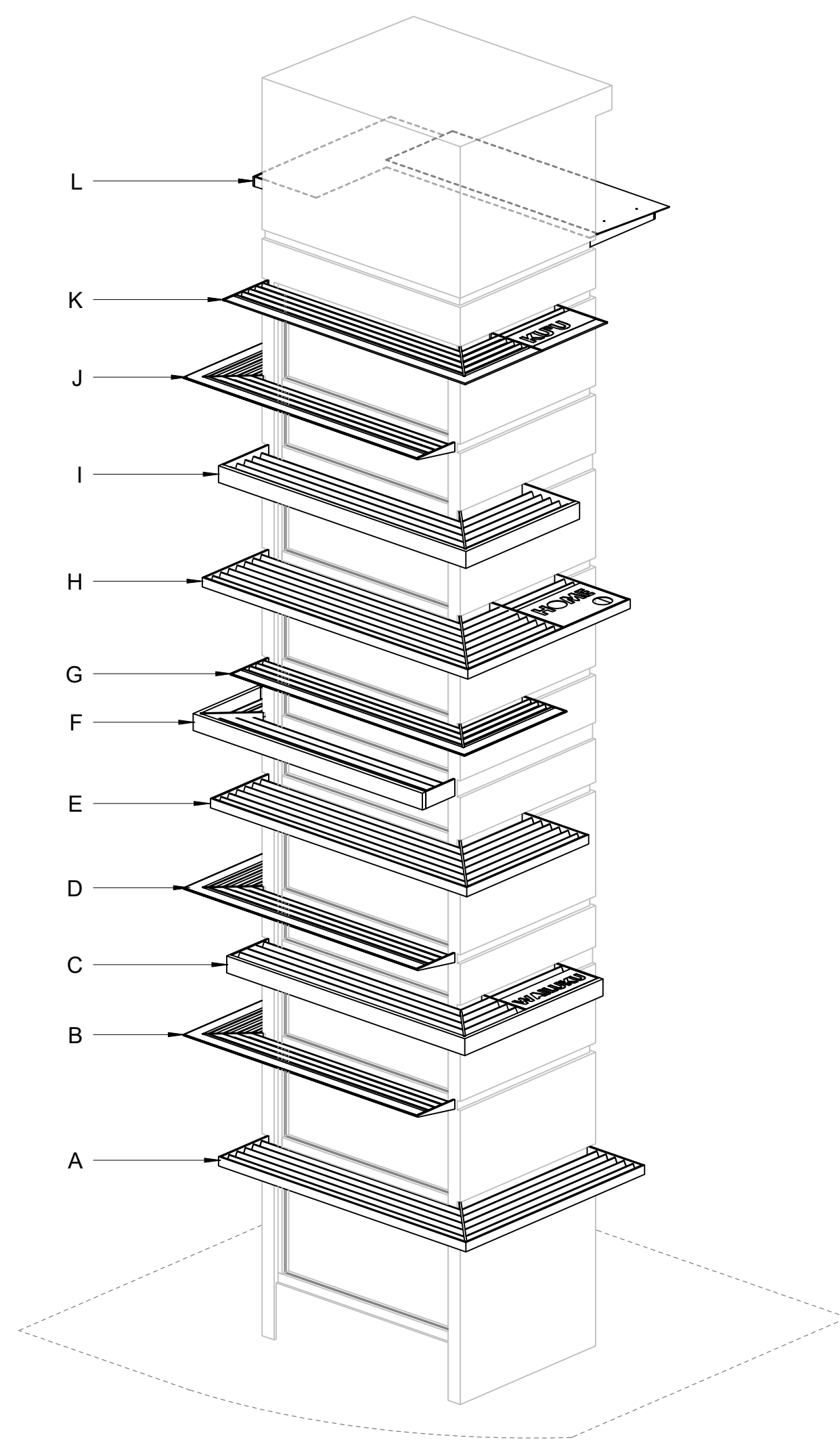


E-2



A-2

LEGEND
 A-2 LETTER INDICATES SUNSHADE ORDER
 NUMBER INDICATES SUNSHADE TYPE



SUNSHADES DIAGRAM

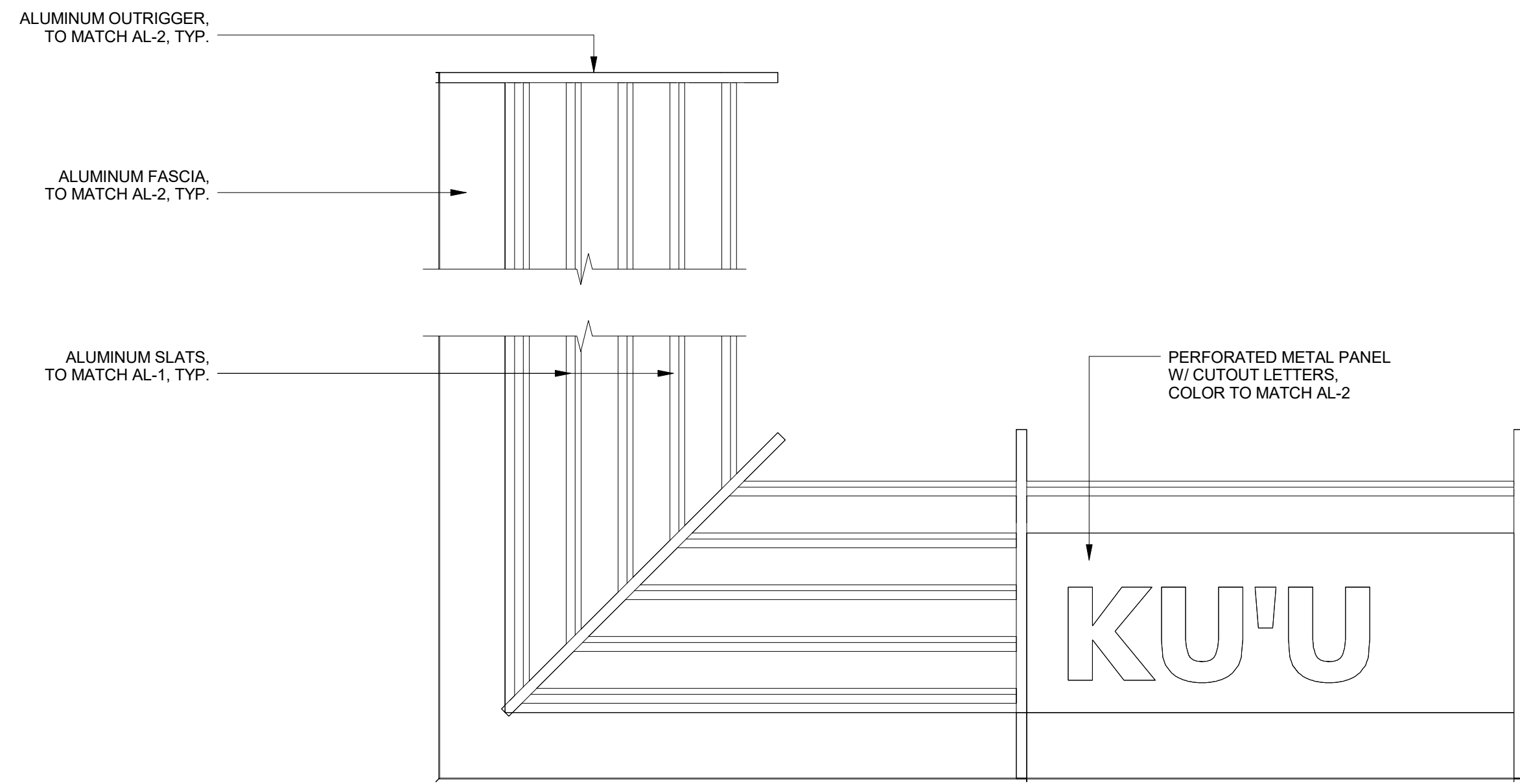
FERRARO CHOI

FERRARO CHOI AND ASSOCIATES LTD
 ARCHITECTURE / INTERIOR ARCHITECTURE / RESEARCH
 1240 ALA MOANA BLVD. STE. 510, HONOLULU, HI 96814
 TEL 808.533.8880 FAX 808.599.3769 www.ferrarchoi.com

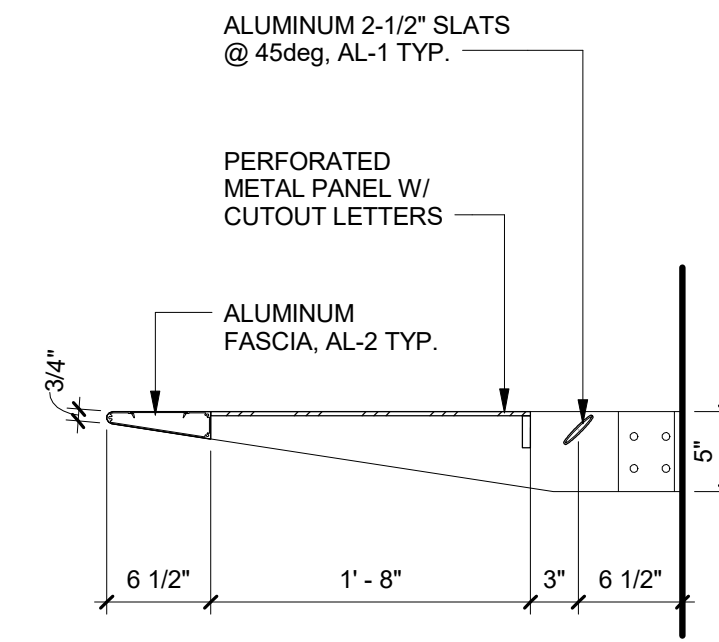
WAILUKU CIVIC COMPLEX PHASE 1B
 100% FINAL DESIGN
 [Signature]

SHEET TITLE:
PARKING - ELEVATOR - SUNSHADE DETAILS
 CADD FILE:

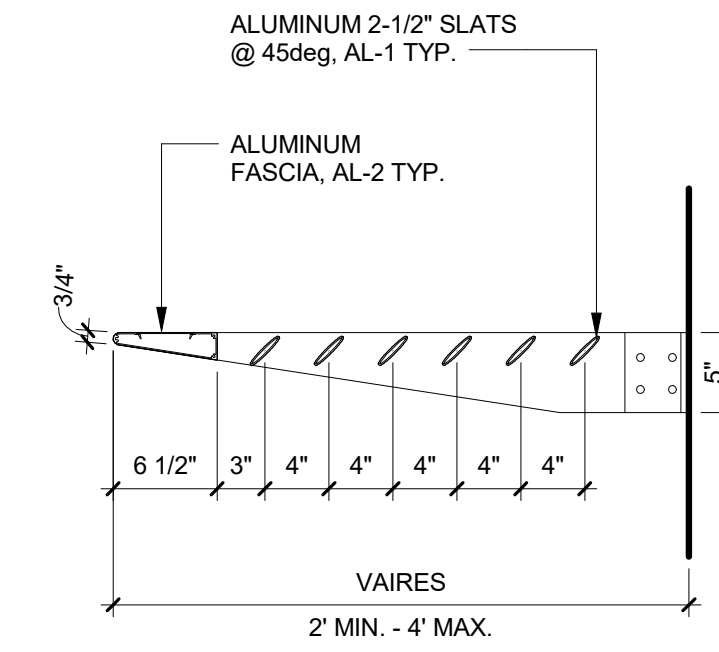
PROJECT:	2017-001	REVISIONS:	▲▲▲▲▲▲▲▲
DRAWN:	FCA		
DATE:	7/25/2019		
PHASE:	1B	SHEET:	A424
		OF	SHEETS



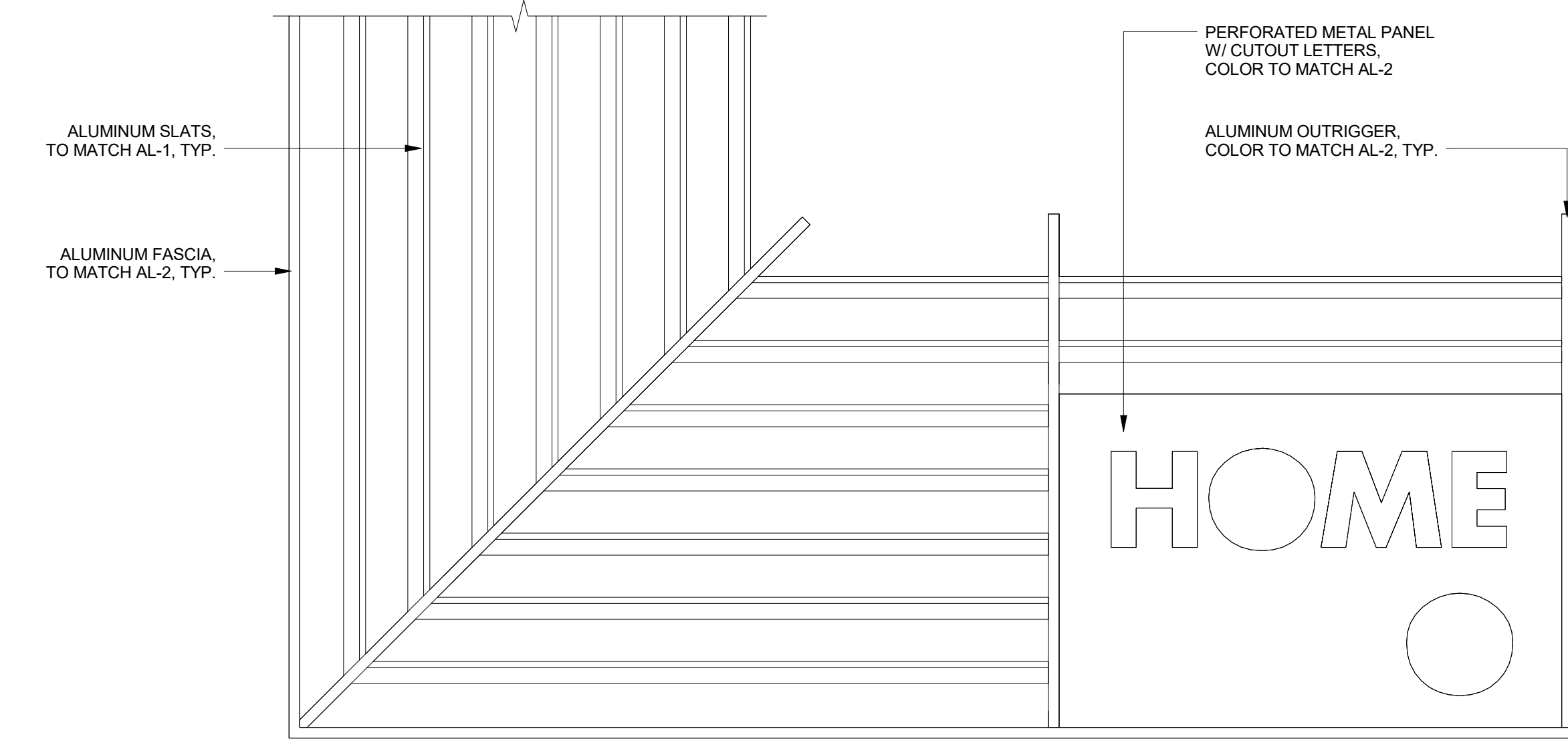
9 TYPE 3 - PLAN
1" = 1'-0"



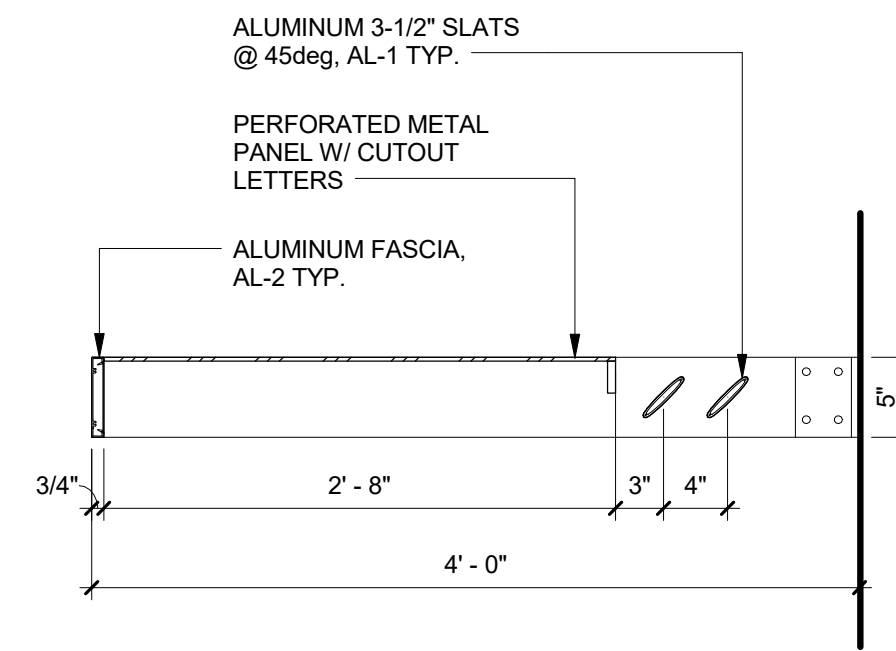
6 TYPE 3 - SECTION
1" = 1'-0"



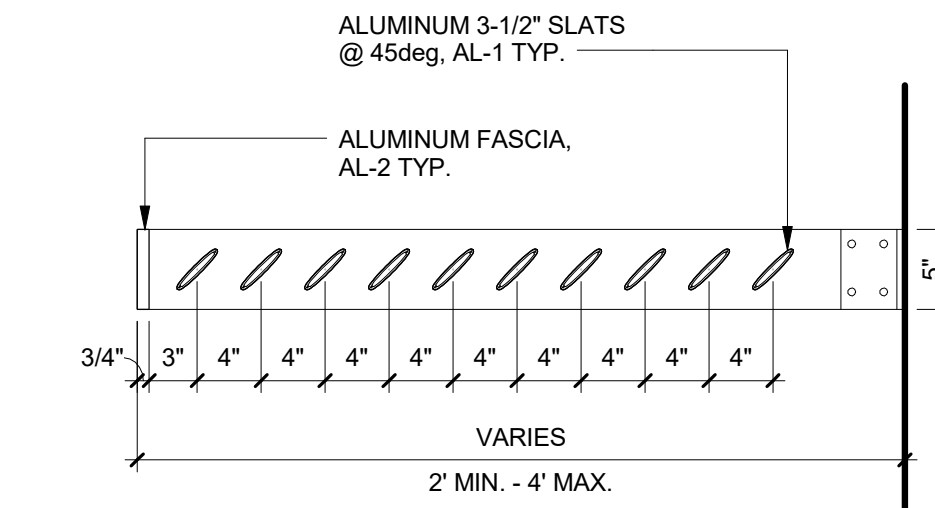
3 TYPE 3 - SECTION
1" = 1'-0"



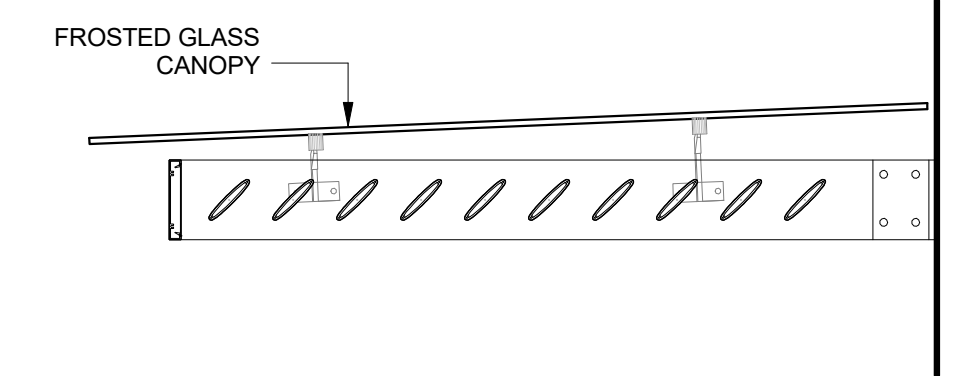
8 TYPE 2 - PLAN
1" = 1'-0"



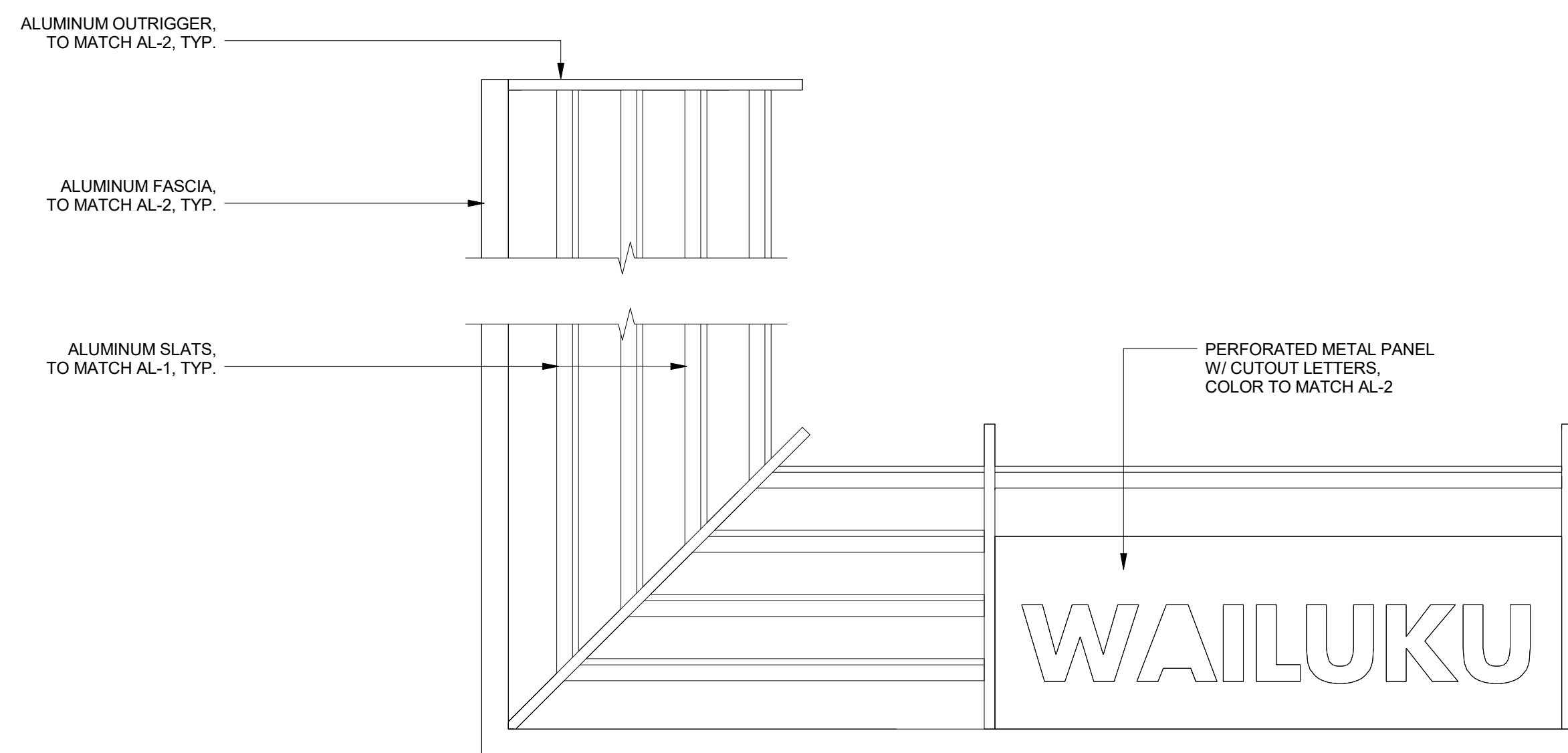
5 TYPE 2 - SECTION
1" = 1'-0"



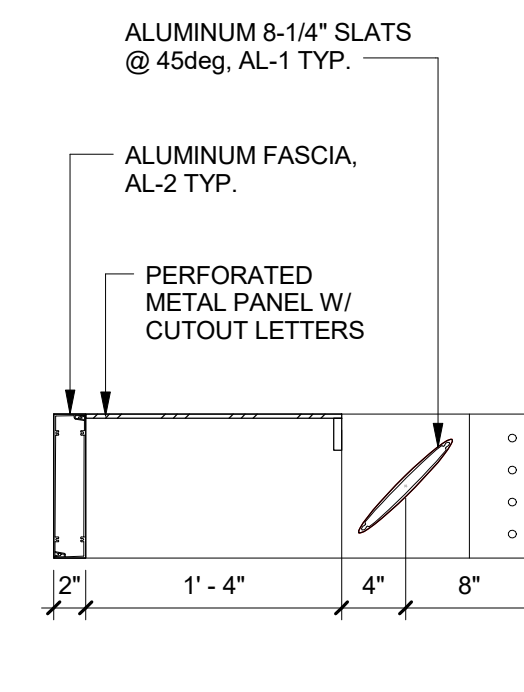
2 TYPE 2 - SECTION
1" = 1'-0"



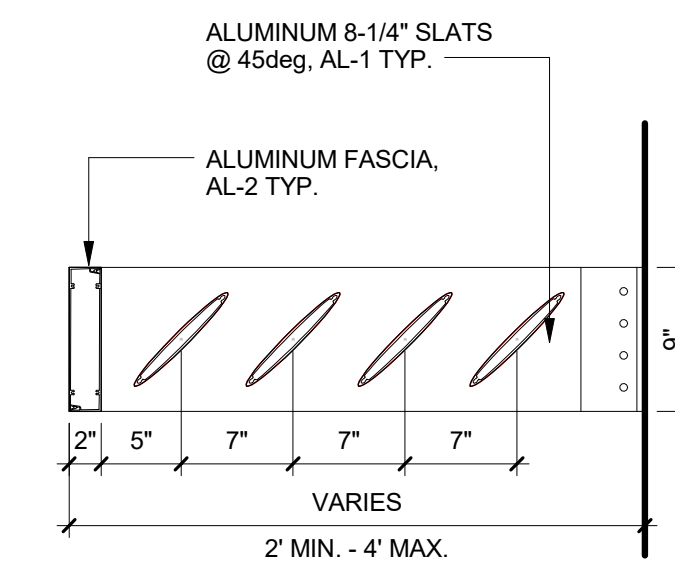
10 L-2 SUNSHADE SECTION (AT TOP FLOOR)
1" = 1'-0"



7 TYPE 1 - PLAN
1" = 1'-0"



4 TYPE 1 - SECTION
1" = 1'-0"



1 TYPE 1 - SECTION
1" = 1'-0"

ELEVATOR SUNSHADES

GENERAL NOTES:

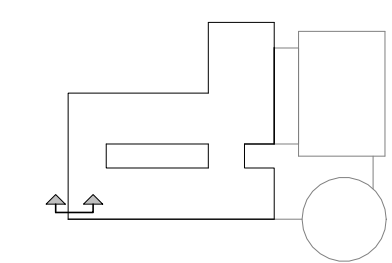
• ALL CONCRETE SURFACES TO BE PAINTED (REFER TO FINISH SCHEDULE)

LEGEND:

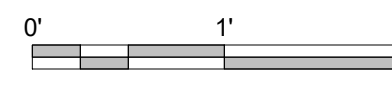
AL-1* ALUMINUM
COLOR: WOODGRAIN
AL-2* ALUMINUM
COLOR: CHARCOAL

*REFER TO FINISH SCHEDULE

KEYPLAN:



GRAPHIC SCALE: [1" = 1'-0"]



FERRARO CHOI

FERRARO CHOI AND ASSOCIATES LTD
ARCHITECTURE / INTERIOR ARCHITECTURE / RESEARCH
1240 ALA MOANA BLVD., STE. 510, HONOLULU, HI 96814
TEL 808.533.8880 FAX 808.599.3769 www.ferrarochoi.com

WAILUKU CIVIC COMPLEX
PHASE 1B
100% FINAL DESIGN
[PUYARUUIUPUWUWUP]

SHEET TITLE:
PARKING - ELEVATOR - SUNSHADE DETAILS
CADD FILE:

REVISIONS:



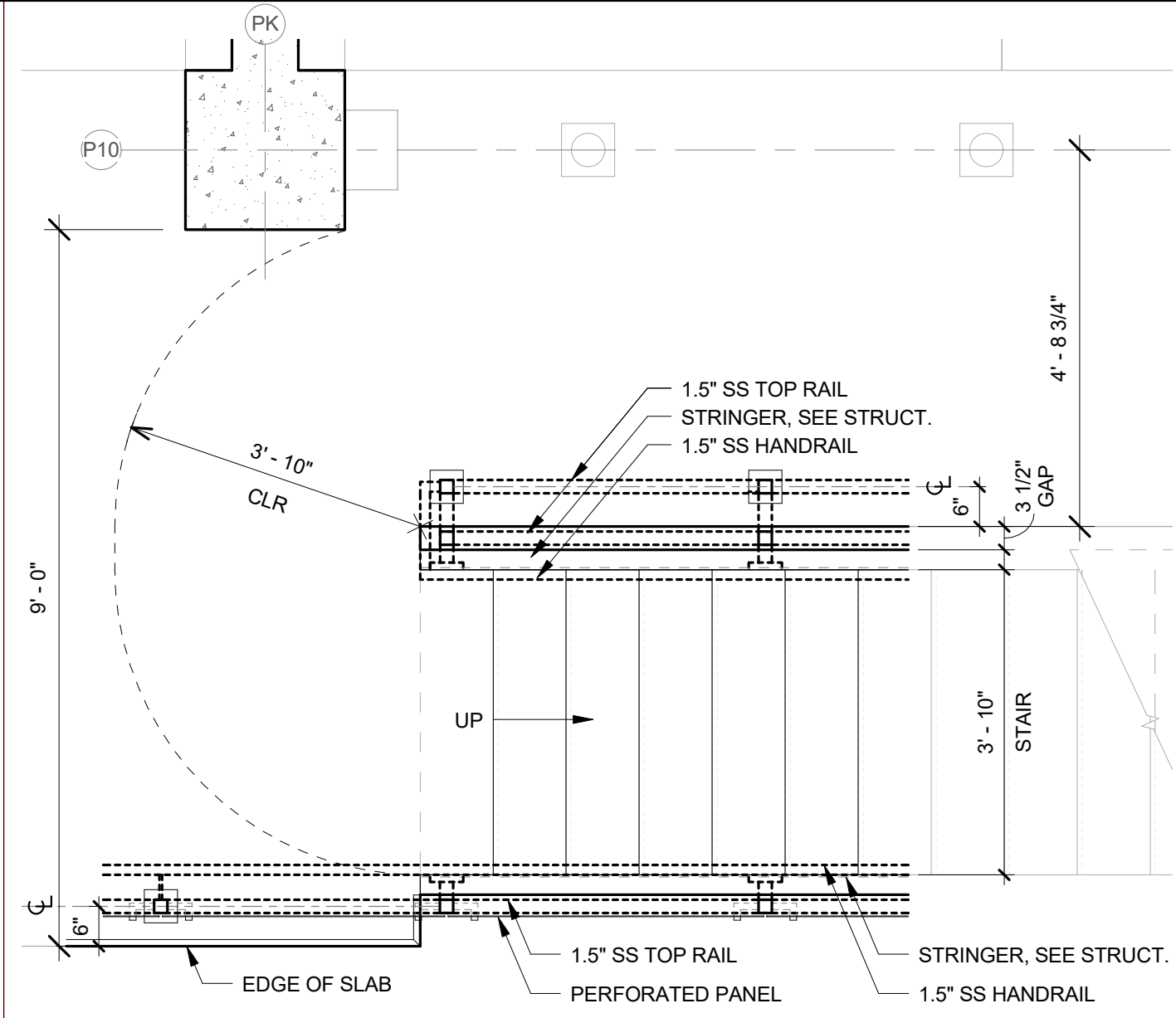
PROJECT: 2017-001

DRAWN: FCA

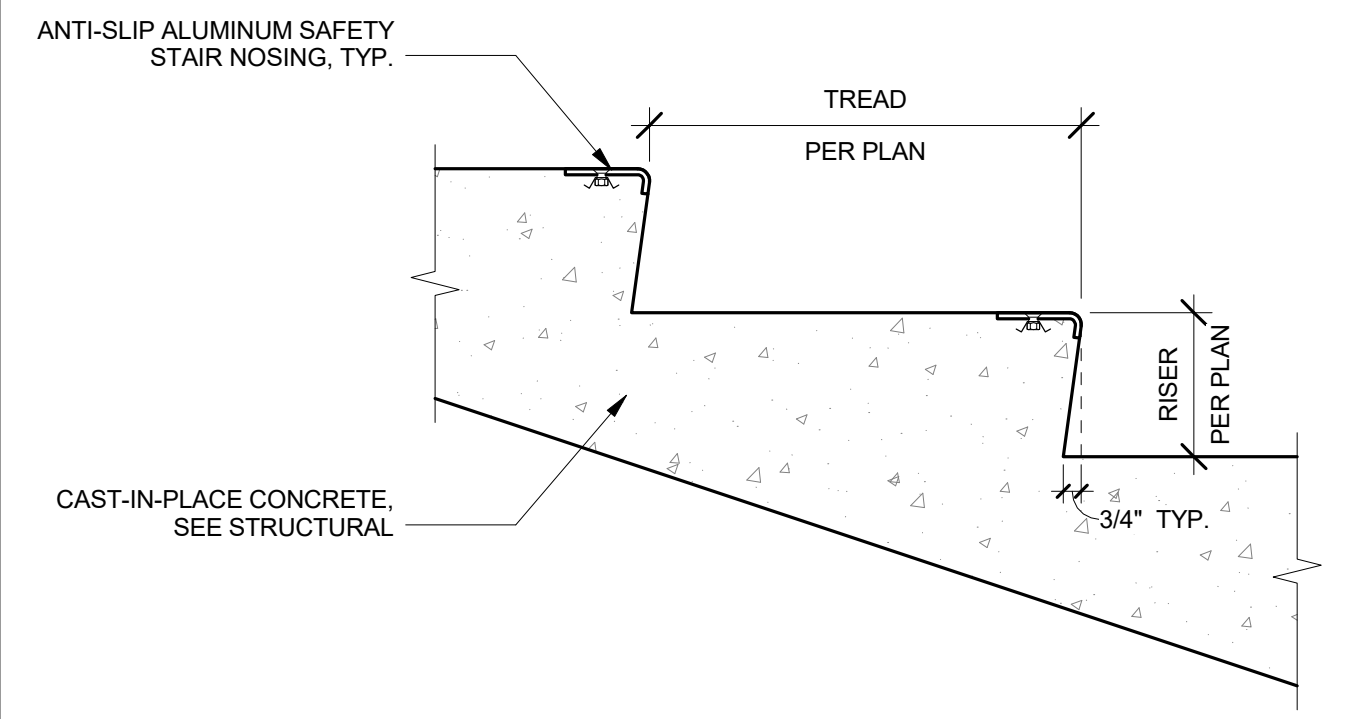
DATE: 7/25/2019

PHASE: 1B
SHEET: A425
OF SHEETS

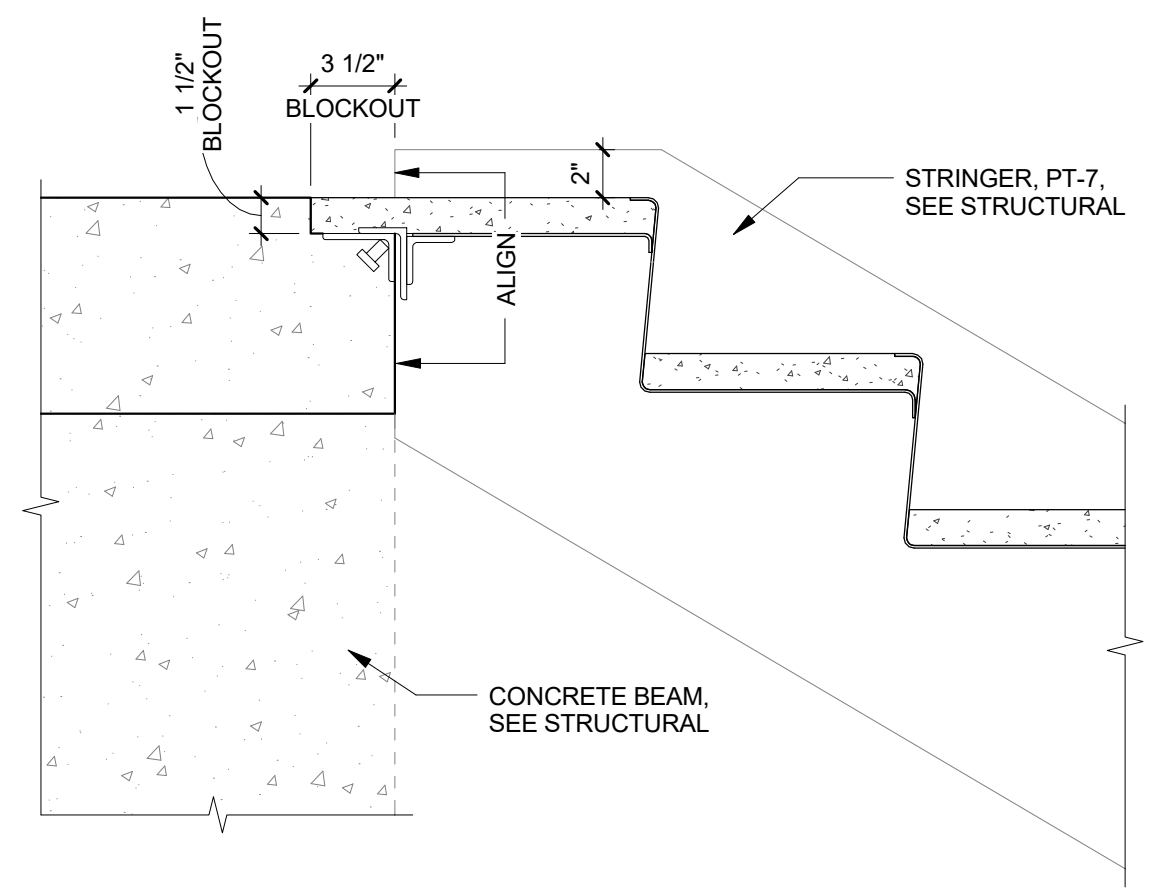
COPYRIGHT PROTECTED: THIS WORK IS PROTECTED UNDER THE 1990 ARCHITECTURAL WORKS COPYRIGHT PROTECTION ACT



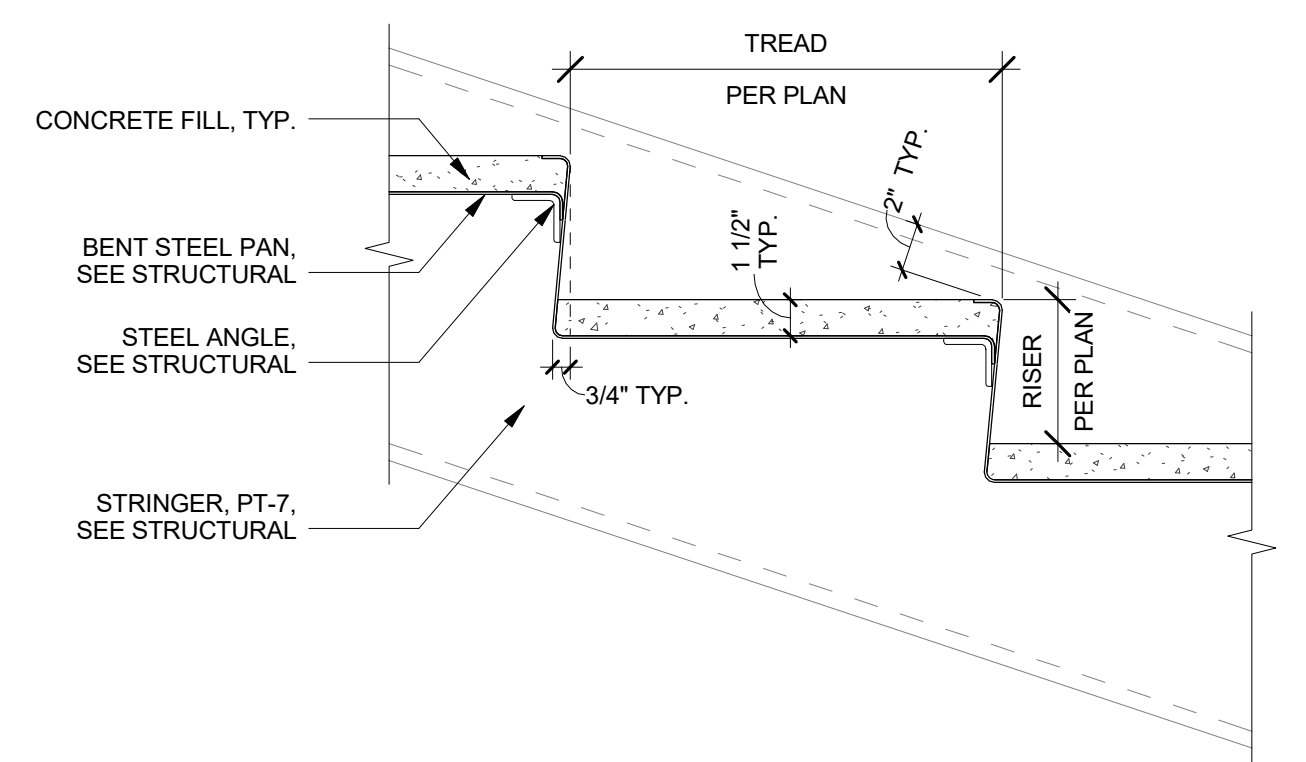
6 PROMENADE STAIRS - LEVEL 2
1/2" = 1'-0"



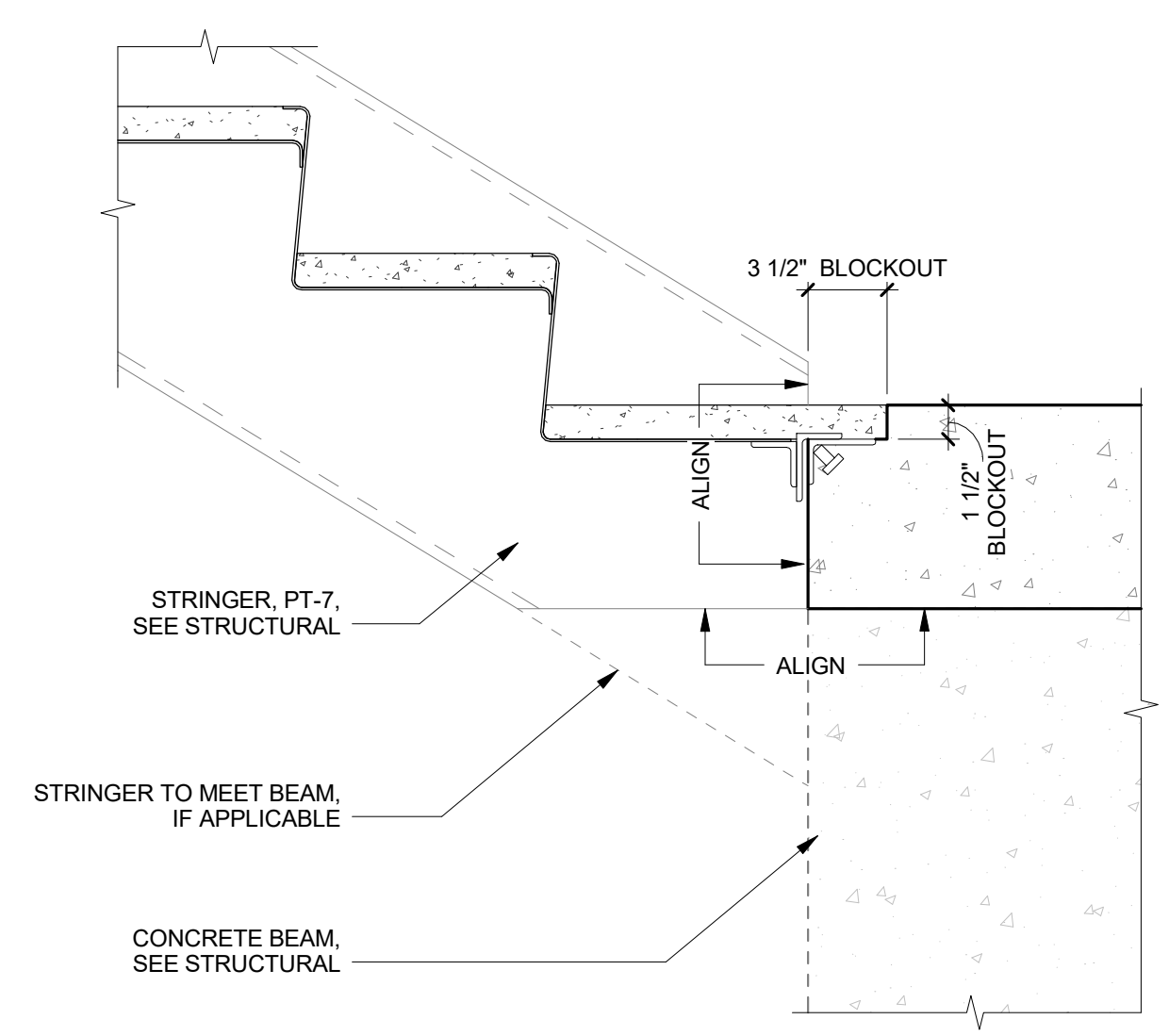
3 TYPICAL TREAD/RISER - CONCRETE STAIR
1 1/2" = 1'-0"



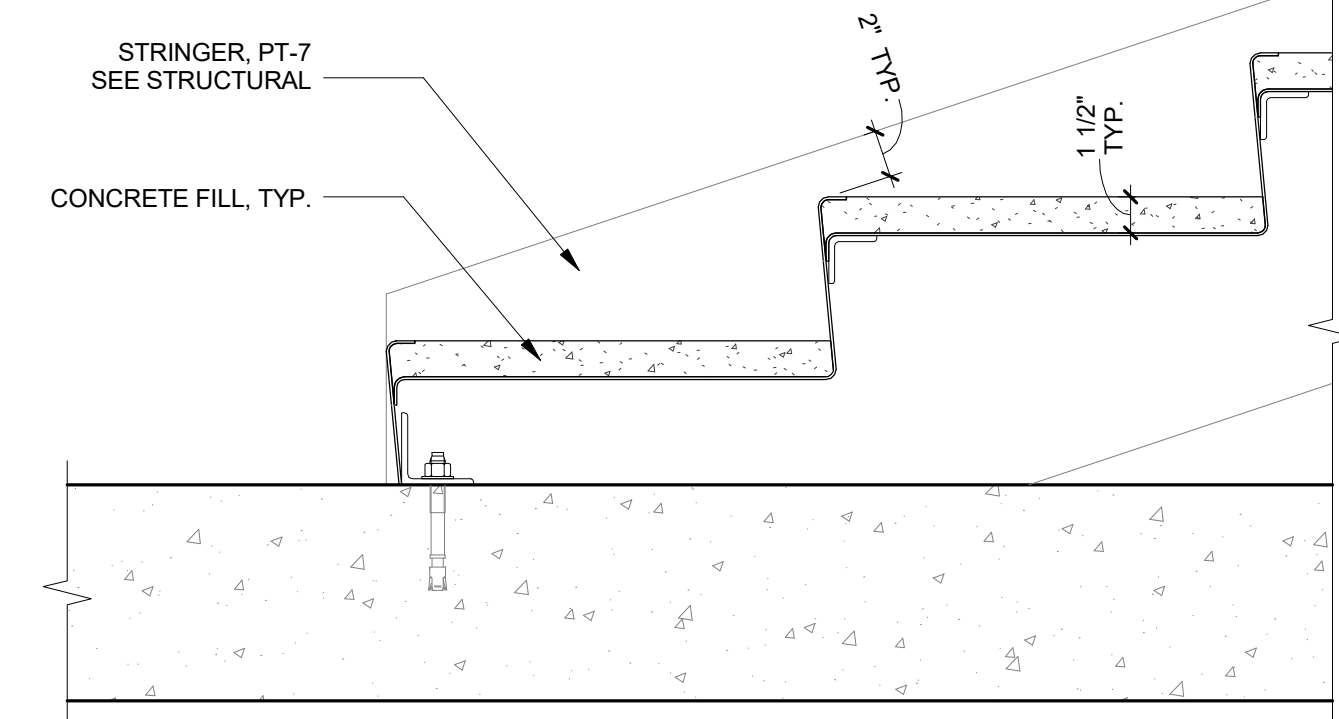
5 TYPICAL T.O. STAIR CONNECTION
1 1/2" = 1'-0"



2 TYPICAL TREAD/RISER - STEEL STAIR W/ CONC. TREADS
1 1/2" = 1'-0"



4 TYPICAL B.O. STAIR CONNECTION
1 1/2" = 1'-0"



1 B.O. STAIR CONNECTION - CENTRAL STAIR LEVEL 1B
1 1/2" = 1'-0"

FERRARO CHOI

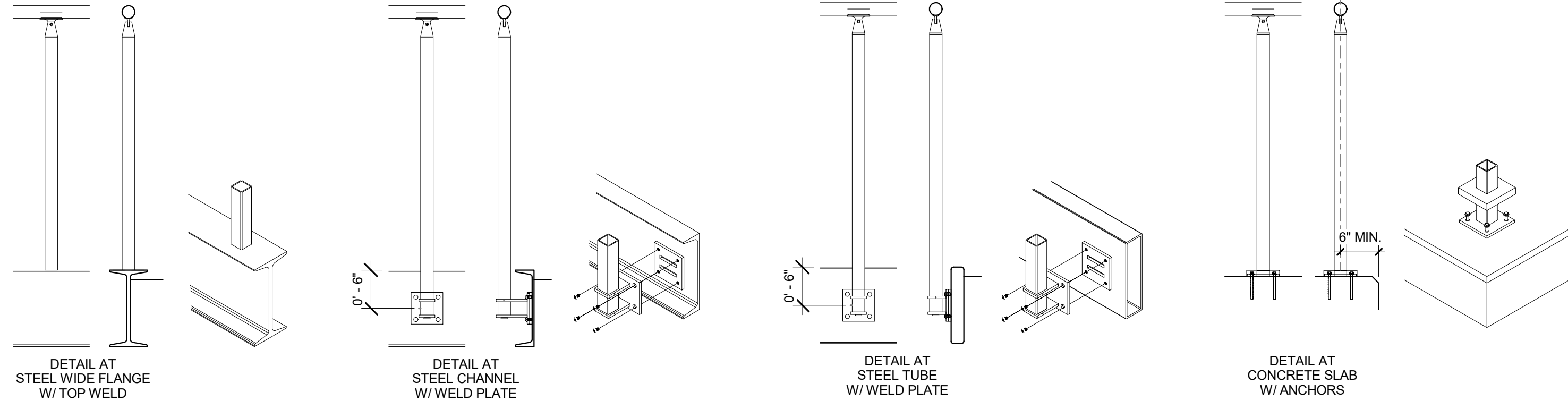
WAILUKU CIVIC COMPLEX PHASE 1B
100% FINAL DESIGN

SHEET TITLE:
STAIR DETAILS

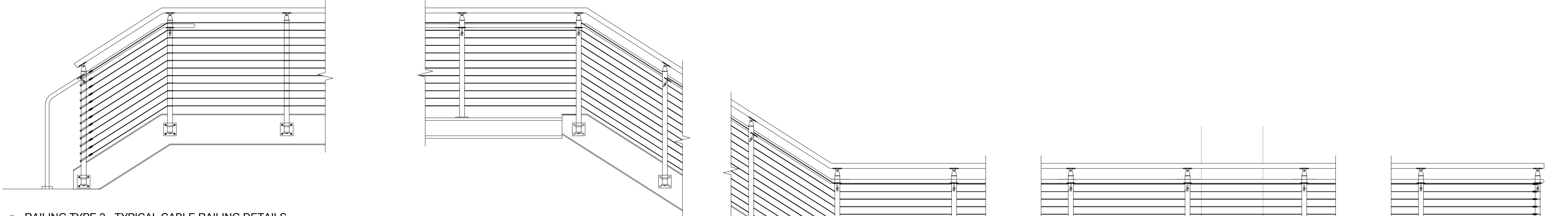
PROJECT:	2017-001
DRAWN:	FCA
DATE:	7/25/2019
PHASE:	1B
SHEET:	A431
OF	OF SHEETS

SIGNATURE
LICENSE EXPIRATION DATE 4/30/20
THIS WORK WAS PREPARED BY ME OR UNDER MY SUPERVISION AND I AM A LICENSED ARCHITECT UNDER THE PROFESSIONAL ARCHITECTURE ACT OF THE STATE OF HAWAII. I AM NOT PROVIDING ANY PROFESSIONAL SERVICES UNDER ANY OTHER STATE LICENSE OR REGISTRATION.
FERRARO CHOI AND ASSOCIATES LTD
ARCHITECTURE / INTERIOR ARCHITECTURE / RESEARCH
1240 ALA MOANA BLVD., STE. 510, HONOLULU, HI 96814
TEL 808.533.8880 FAX 808.599.3769 WWW.FERRAROCHOI.COM

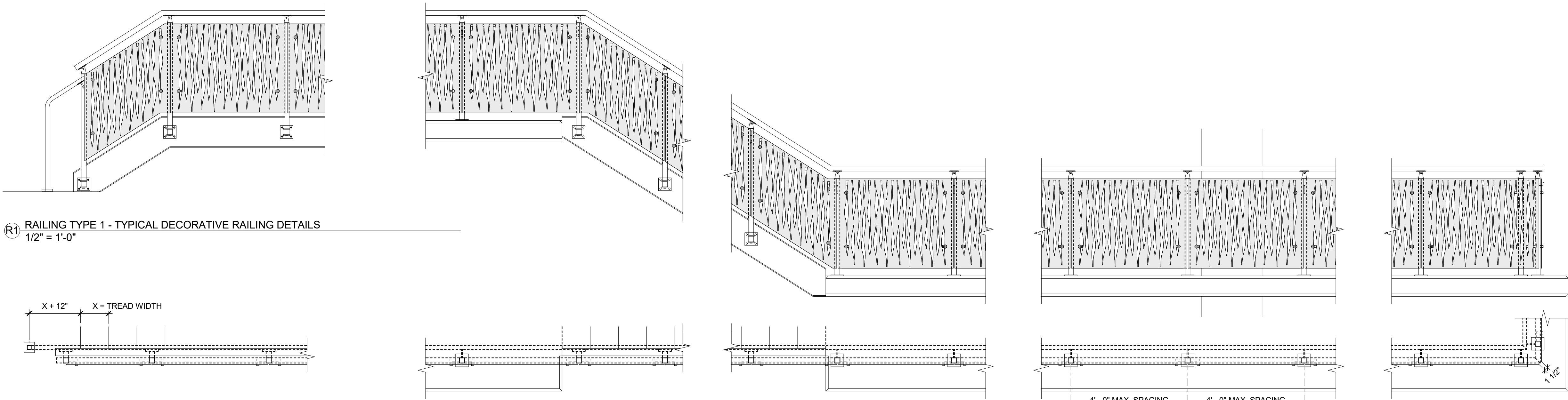
COPYRIGHT PROTECTED: THIS WORK IS PROTECTED UNDER THE 1990 ARCHITECTURAL WORKS COPYRIGHT PROTECTION ACT



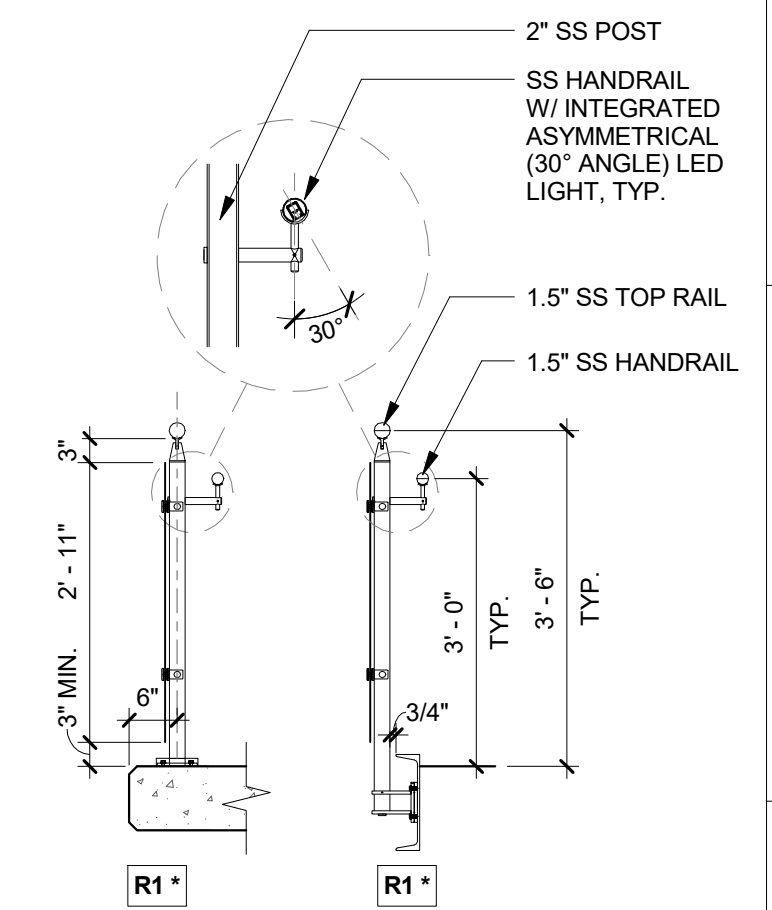
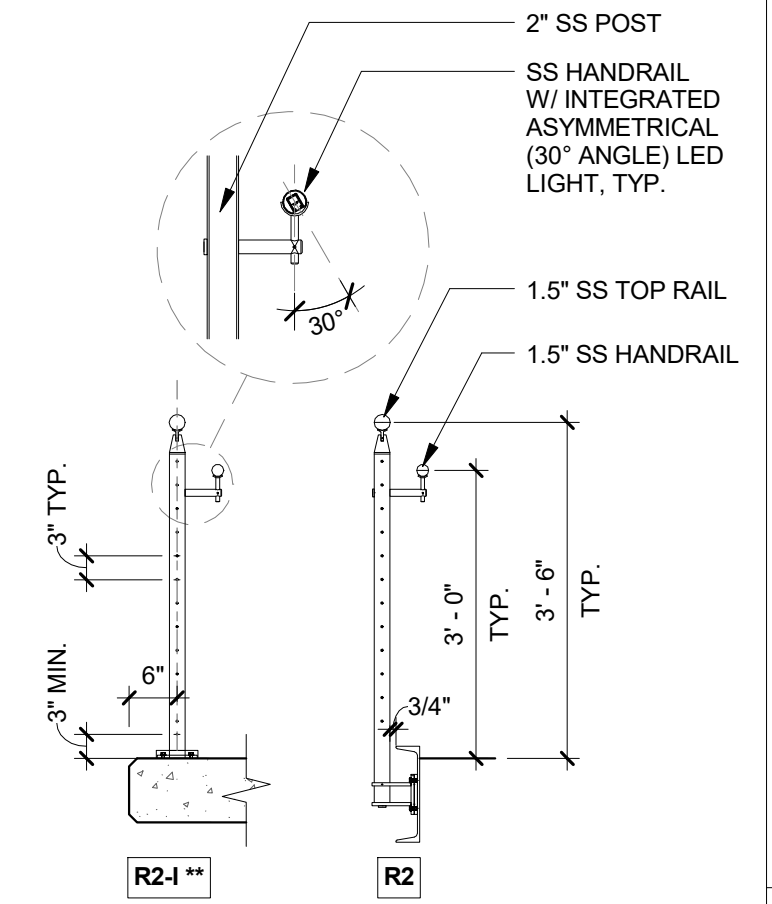
1 TYPICAL MOUNTING DETAILS
3/4" = 1'-0"



R2 RAILING TYPE 2 - TYPICAL CABLE RAILING DETAILS
1/2" = 1'-0"



R1 RAILING TYPE 1 - TYPICAL DECORATIVE RAILING DETAILS
1/2" = 1'-0"



* ALL R1 TYPE HANDRAILS ARE TO INCLUDE ASYMMETRICAL LED LIGHT
** RAILING TYPE WITH 'I' DESIGNATIONS ARE TO INCLUDE HANDRAILS W/ INTEGRATED ASYMMETRICAL LED LIGHT

FERRARO CHOI

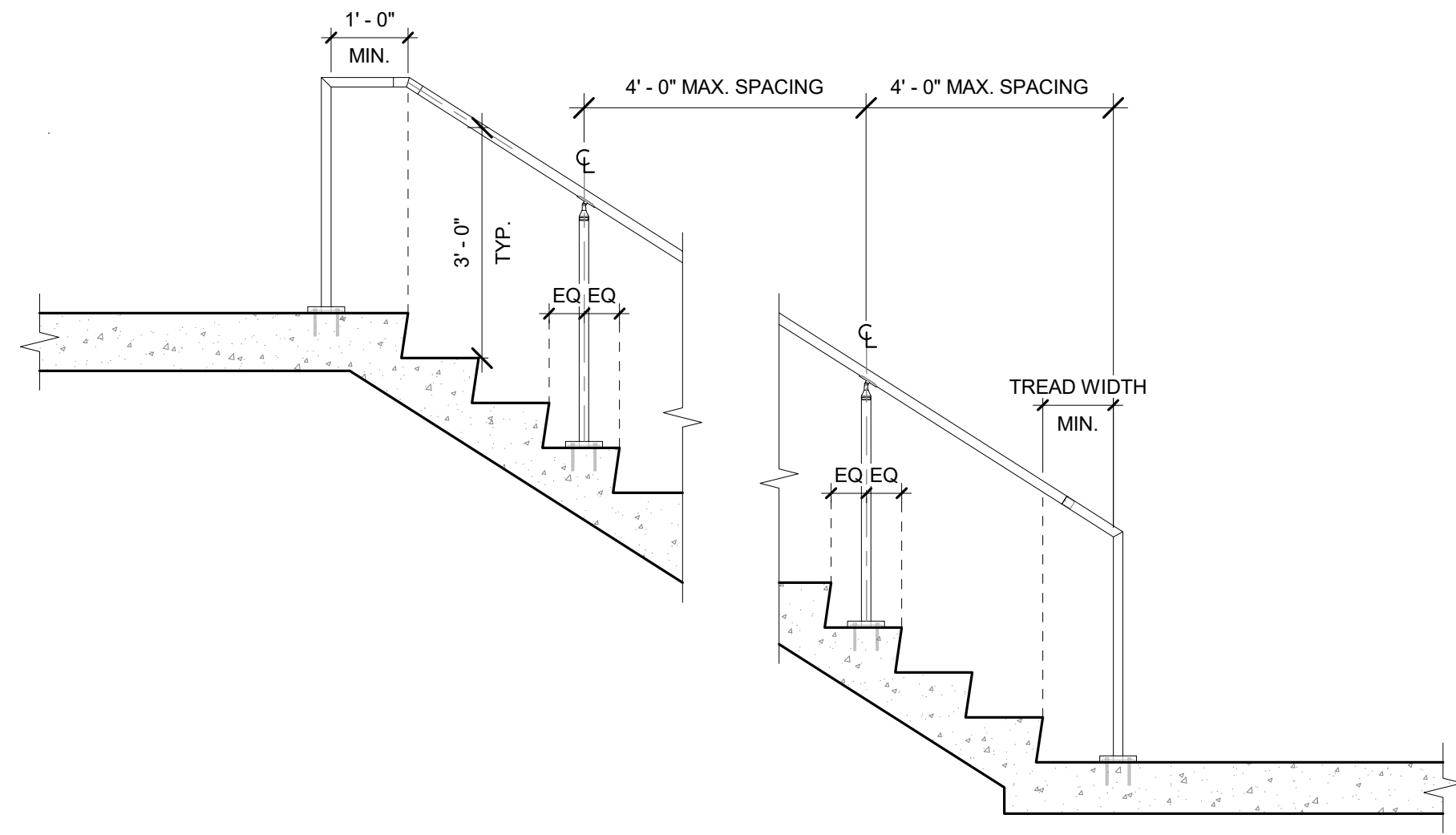
FERRARO CHOI AND ASSOCIATES LTD
ARCHITECTURE / INTERIOR ARCHITECTURE / RESEARCH
1240 A LA MOANA BLVD. STE 510, HONOLULU, HI 96814
TEL 808.533.8880 FAX 808.599.3769 www.ferrarochoi.com

WAILUKU CIVIC COMPLEX PHASE 1B
100% FINAL DESIGN
[Signature]

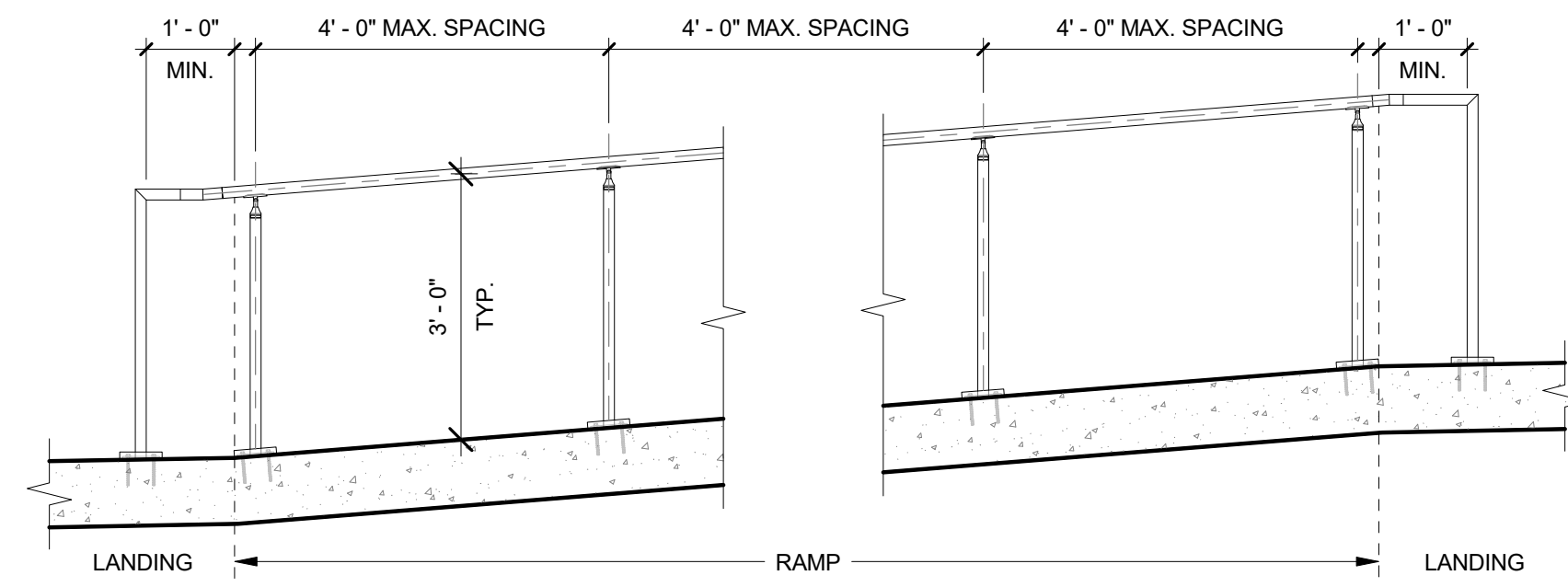
SHEET TITLE:
RAILING DETAILS

PROJECT:	2017-001
DRAWN:	FCA
DATE:	7/25/2019
PHASE:	1B
SHEET:	A432
OF SHEETS:	OF

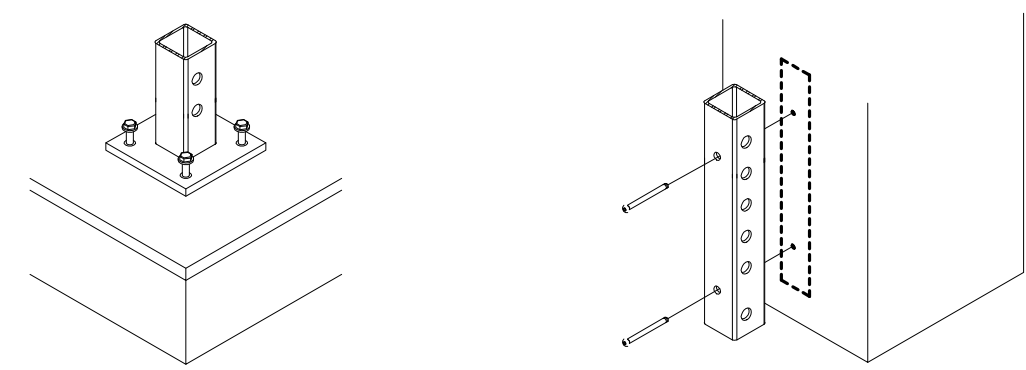
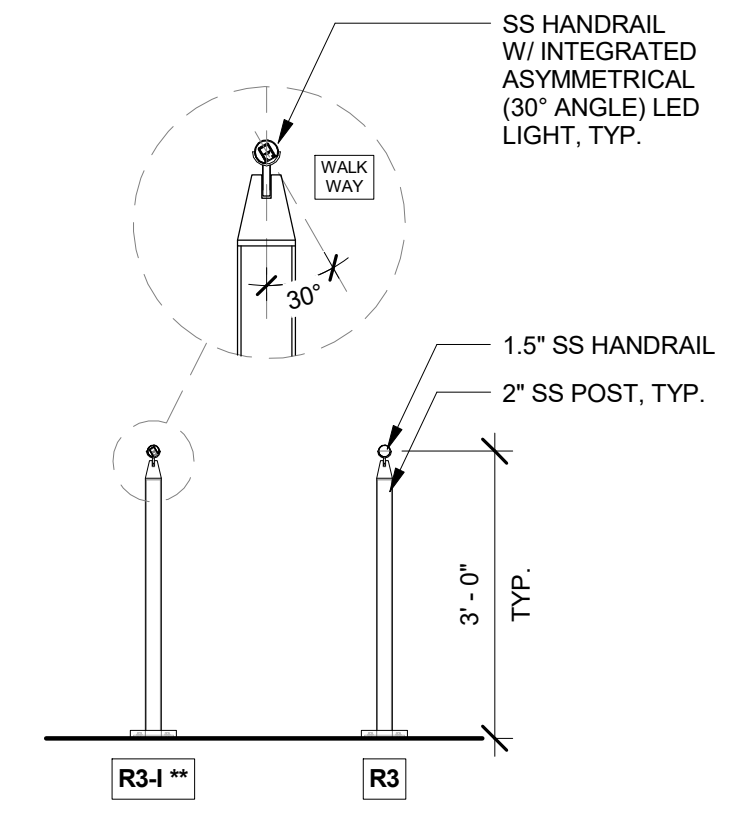
COPYRIGHT PROTECTED: THIS WORK IS PROTECTED UNDER THE 1990 ARCHITECTURAL WORKS COPYRIGHT PROTECTION ACT



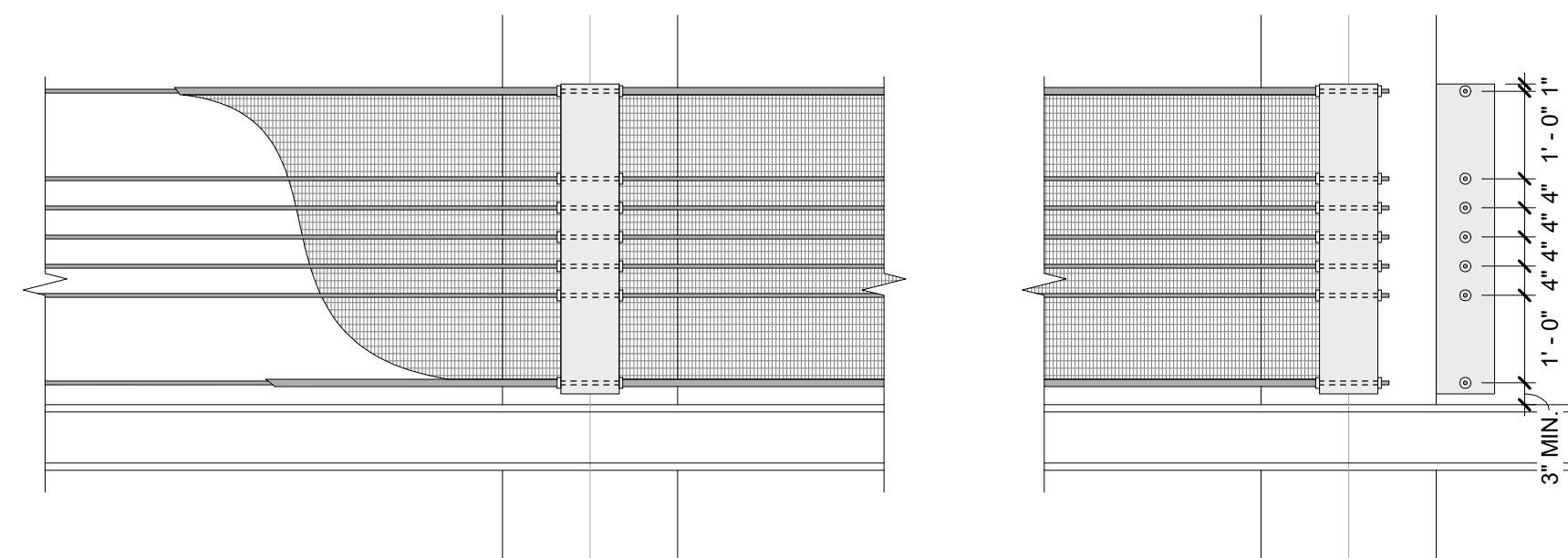
R3 RAILING TYPE 3 - TYPICAL FREE STANDING RAILING @ STAIRS
1/2" = 1'-0"



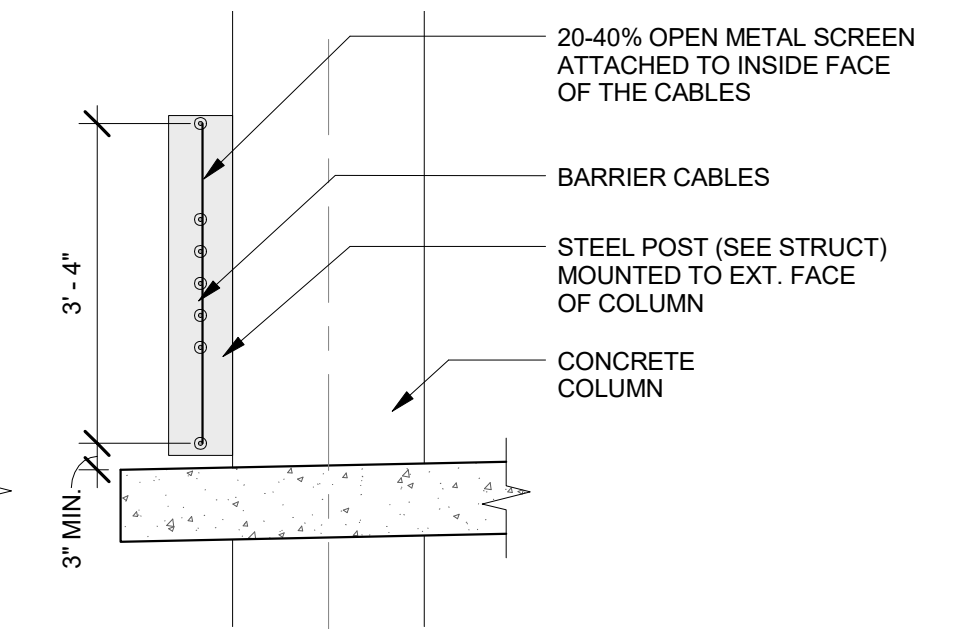
R3 RAILING TYPE 3 - TYPICAL FREE STANDING RAILING @ RAMPS
1/2" = 1'-0"



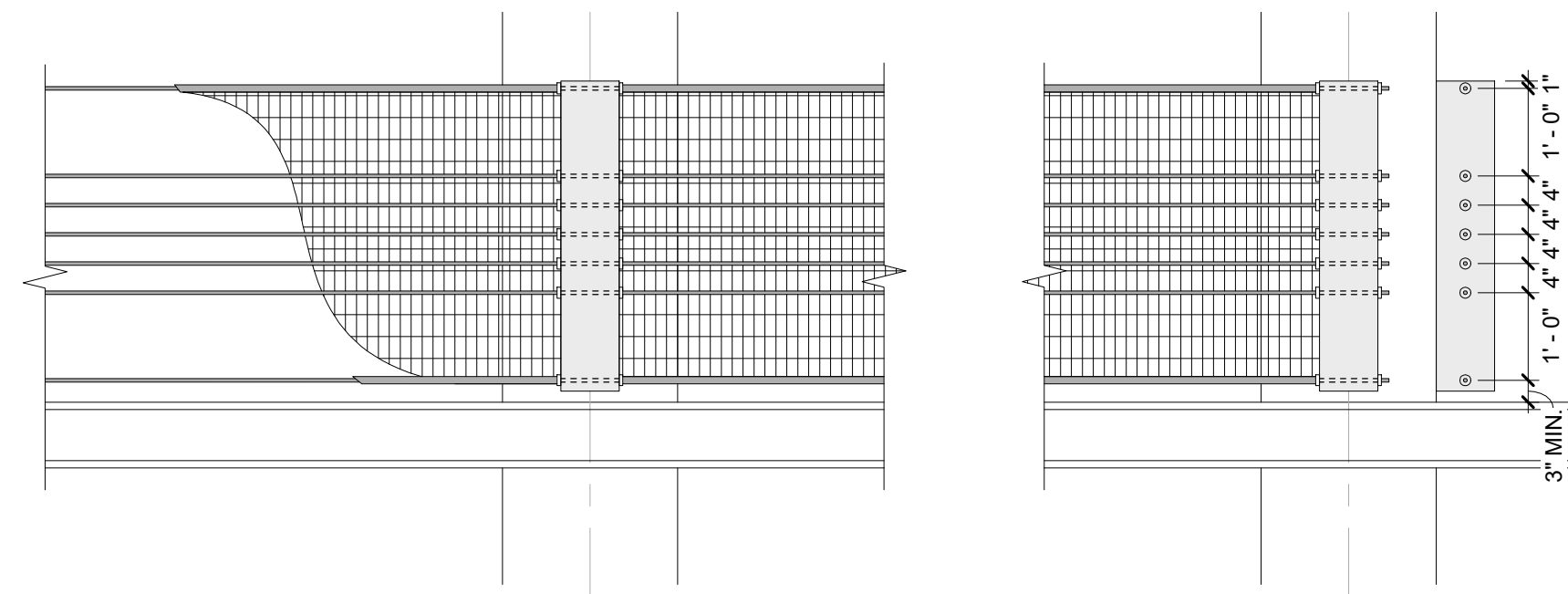
1 TYPICAL MOUNTING DETAILS
3/4" = 1'-0"



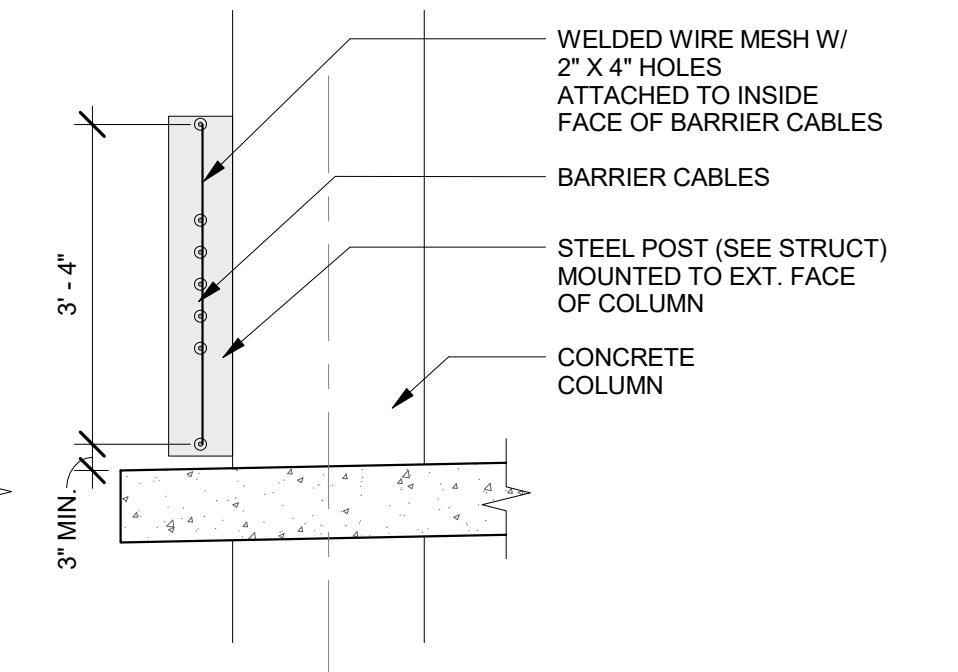
R5 RAILING TYPE 5 - TYPICAL BARRIER CABLE W/ METAL SCREEN DETAILS
1/2" = 1'-0"



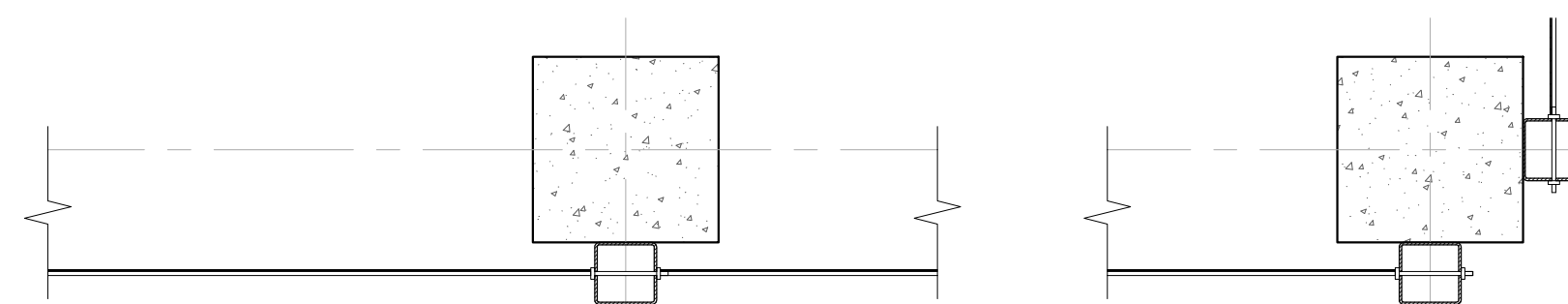
5 BARRIER CABLE AT COLUMN
1/2" = 1'-0"



R4 RAILING TYPE 4 - TYPICAL BARRIER CABLE W/ WIRE MESH DETAILS
1/2" = 1'-0"



4 BARRIER CABLE AT COLUMN
1/2" = 1'-0"



WAILUKU CIVIC COMPLEX PHASE 1B
100% FINAL DESIGN
[PUVABUUBUPUVUWUP]

SHEET TITLE:
RAILING & VEHICULAR BARRIER DETAILS

REVISIONS:

PROJECT: 2017-001

DRAWN: FCA

DATE: 7/25/2019

PHASE: 1B

SHEET: A433

OF SHEETS

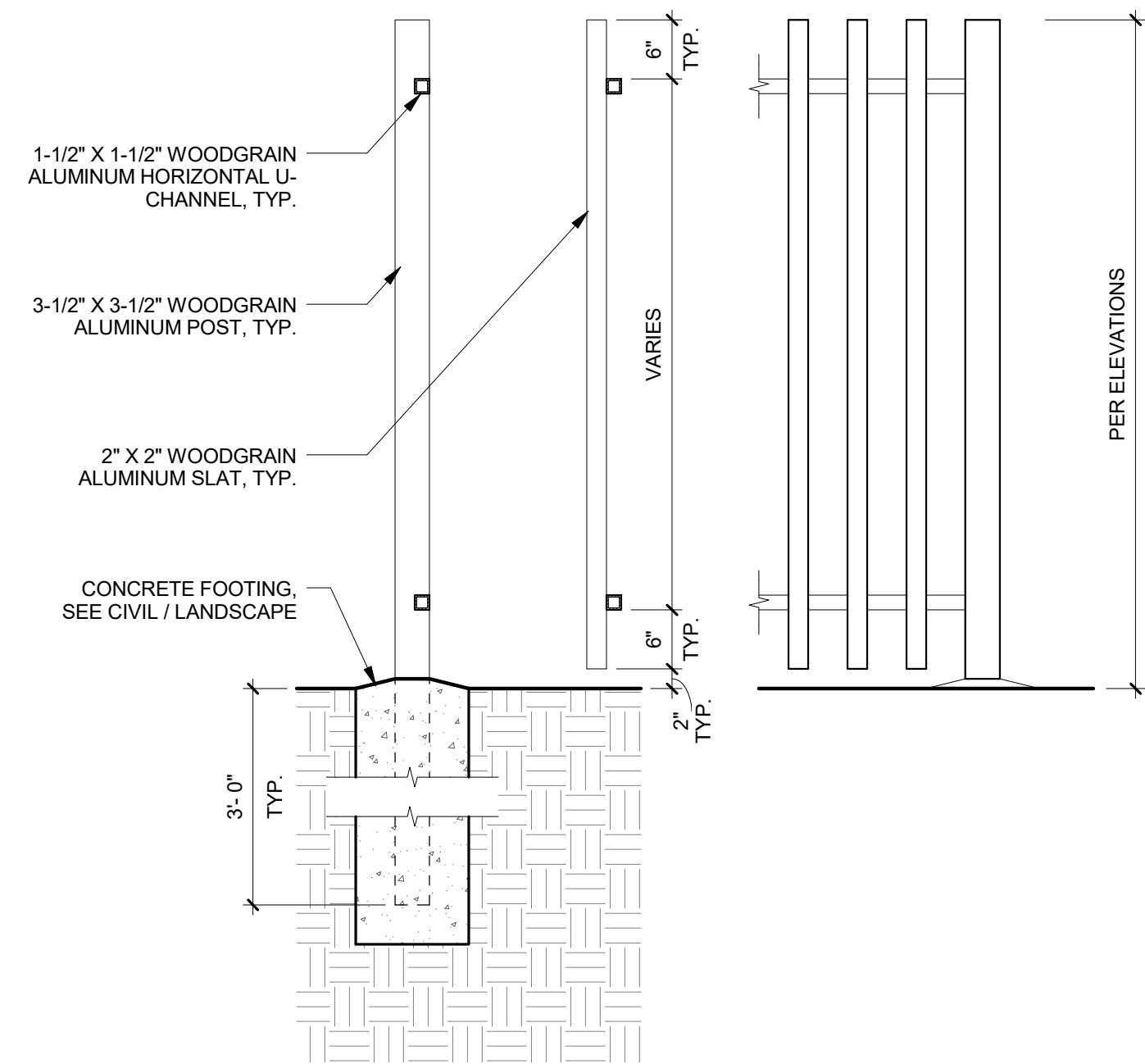
CADD FILE:

FERRARO CHOI

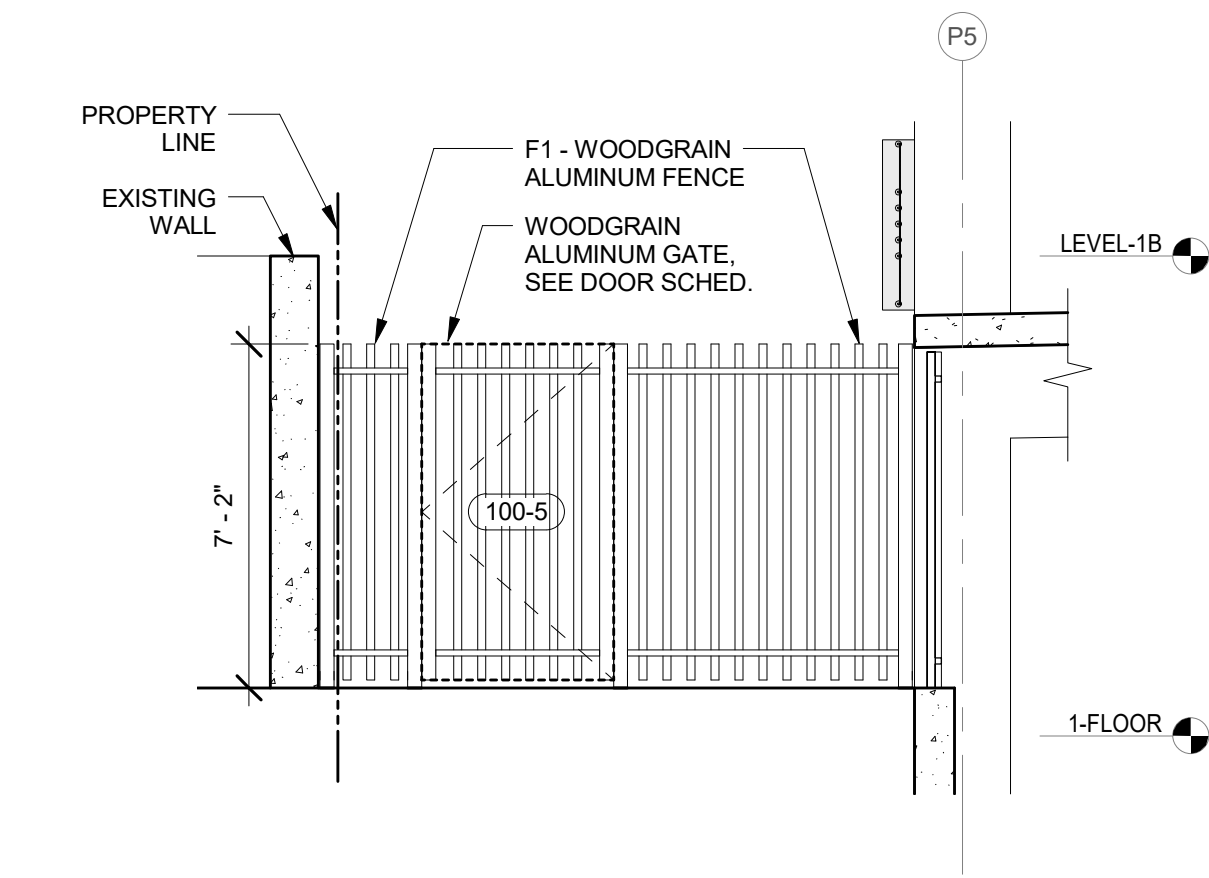
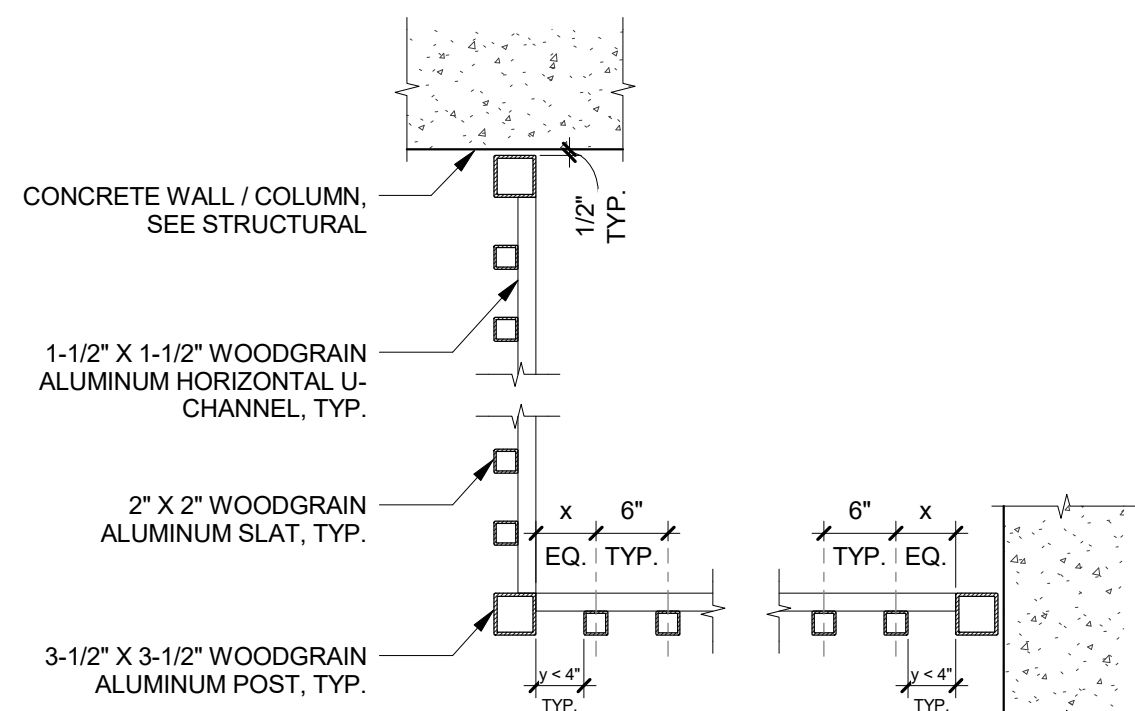
SIGNATURE
LICENSE EXPIRATION DATE: 4/30/20
THIS WORK WAS PREPARED BY ME OR UNDER MY CLOSE PERSONAL SUPERVISION AND I AM A LICENSED ARCHITECT UNDER THE ARCHITECTURE ACT OF THE STATE OF HAWAII, DEPARTMENT OF COMMERCE AND CONSUMER AFFAIRS

FERRARO CHOI AND ASSOCIATES LTD
ARCHITECTURE / INTERIOR ARCHITECTURE / RESEARCH
1240 ALA MOANA BLVD. STE 510, HONOLULU, HI 96814
TEL 808.533.8880 FAX 808.599.3769 www.ferrarochoi.com

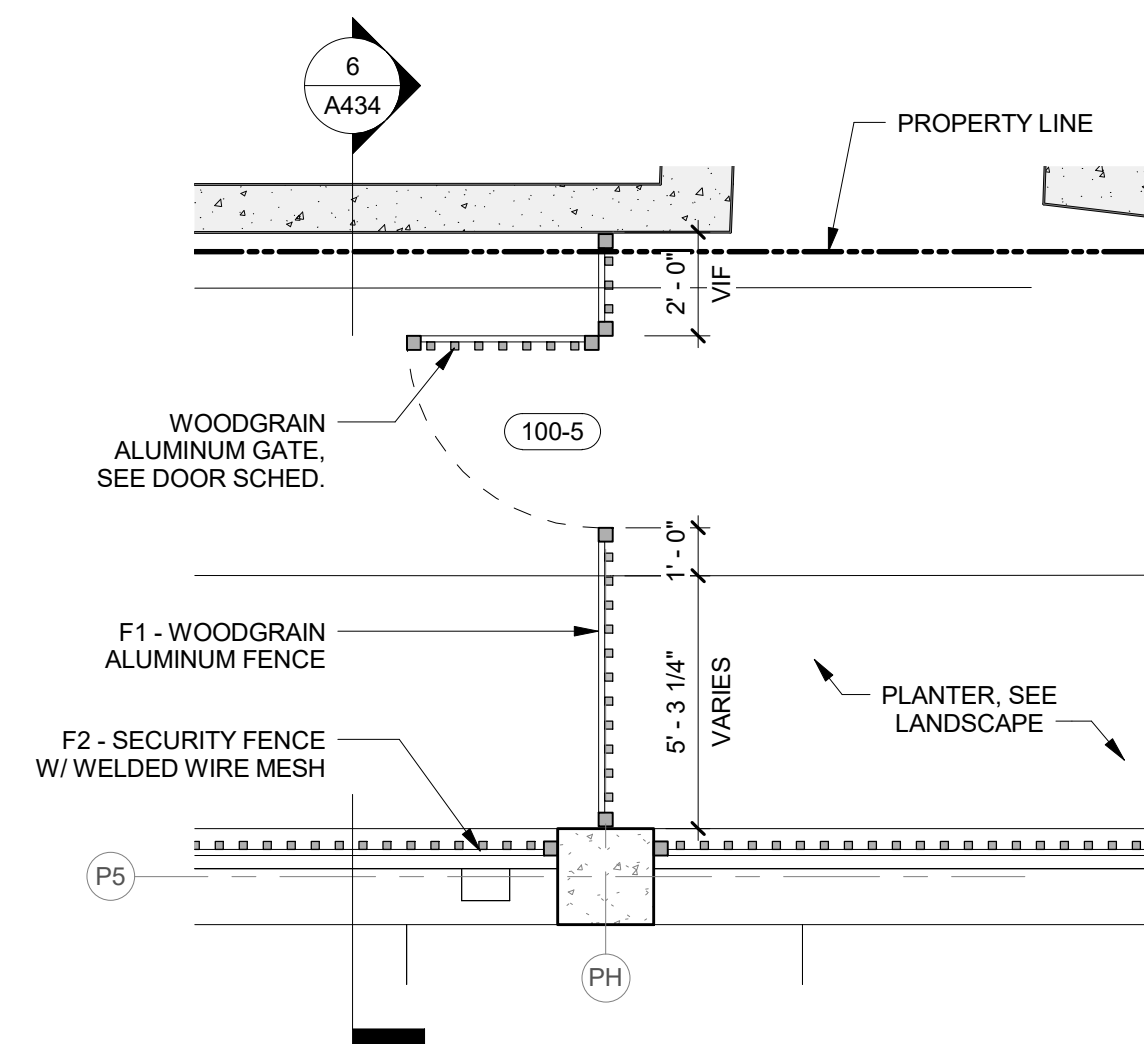
COPYRIGHT PROTECTED: THIS WORK IS PROTECTED UNDER THE 1990 ARCHITECTURAL WORKS COPYRIGHT PROTECTION ACT



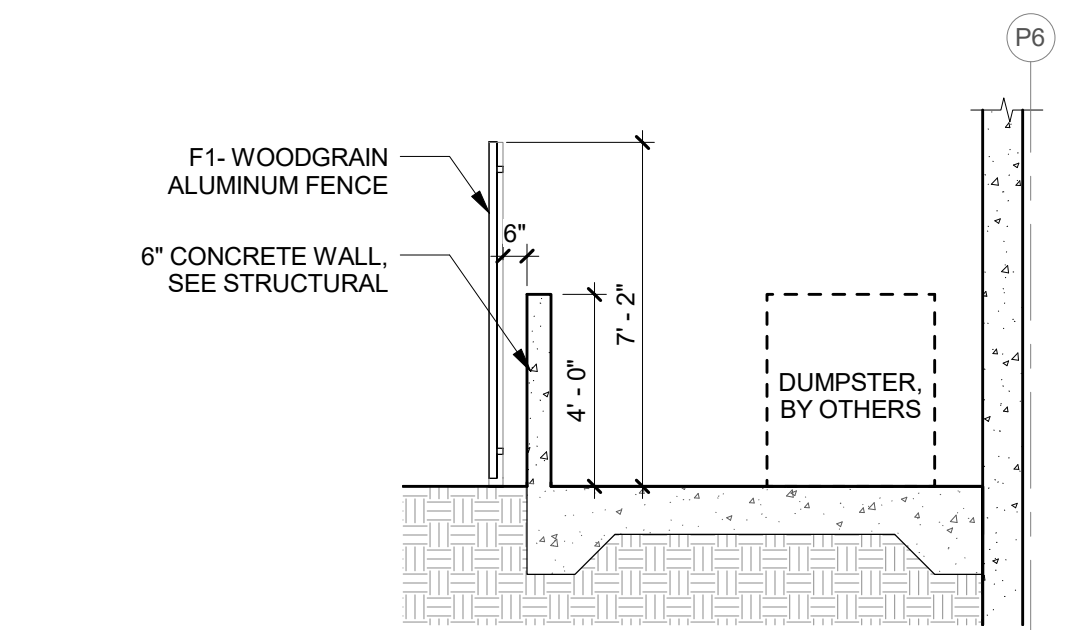
F1 FENCE TYPE 1 - TYPICAL WOODGRAIN ALUMINUM FENCE DETAILS
3/4" = 1'-0"



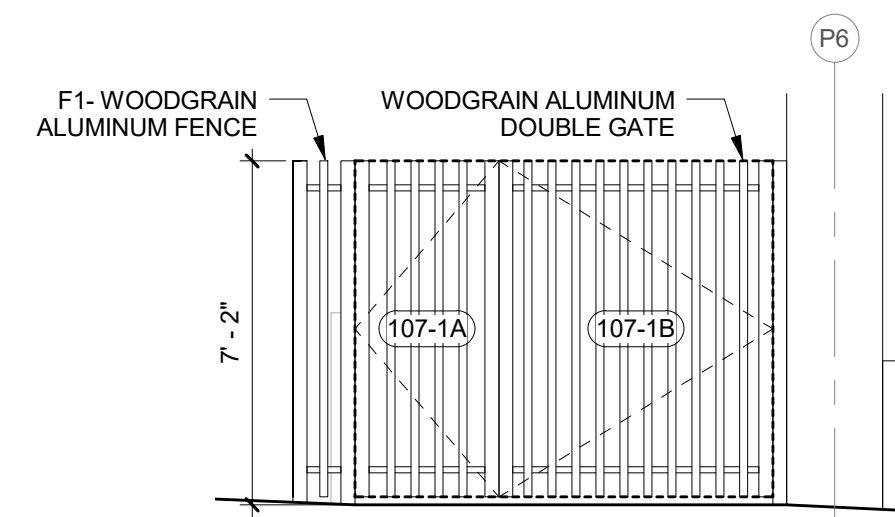
WOODGRAIN ALUMINUM FENCE
@ WAILUKU EXEC. CENTER - SECTION
1/4" = 1'-0"



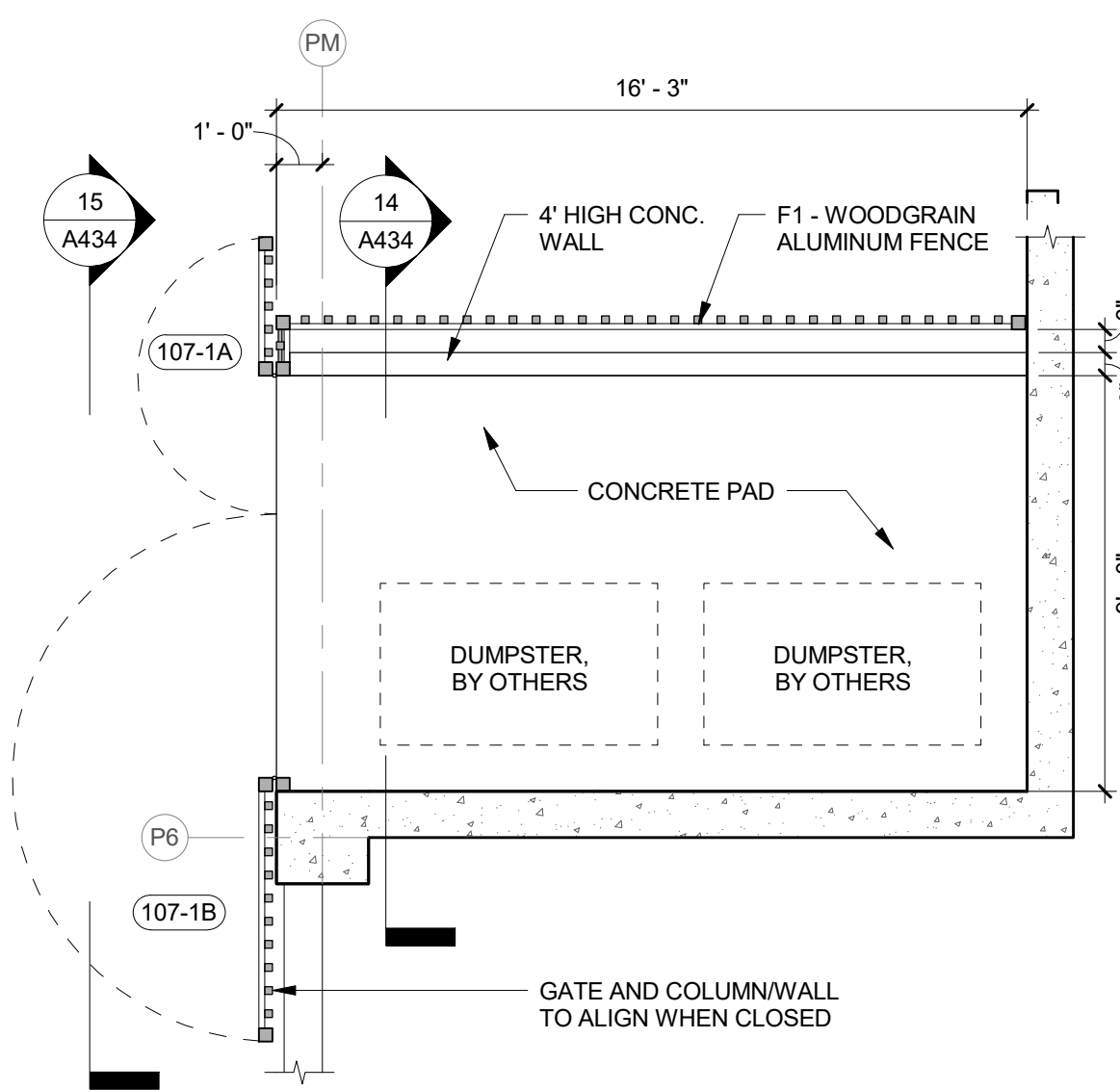
WOODGRAIN ALUMINUM FENCE
@ WAILUKU EXEC. CENTER
1/4" = 1'-0"



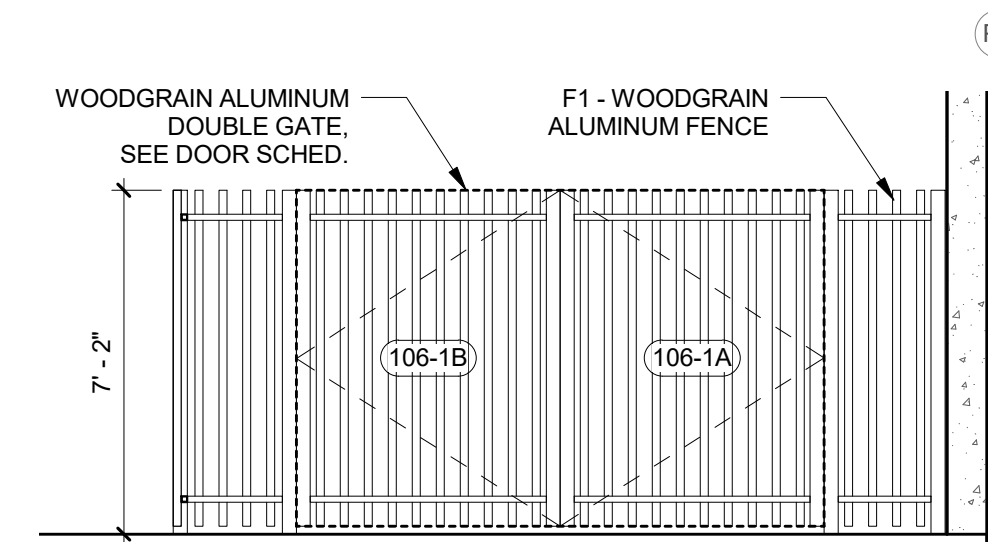
TRASH ENCLOSURE - SECTION
1/4" = 1'-0"



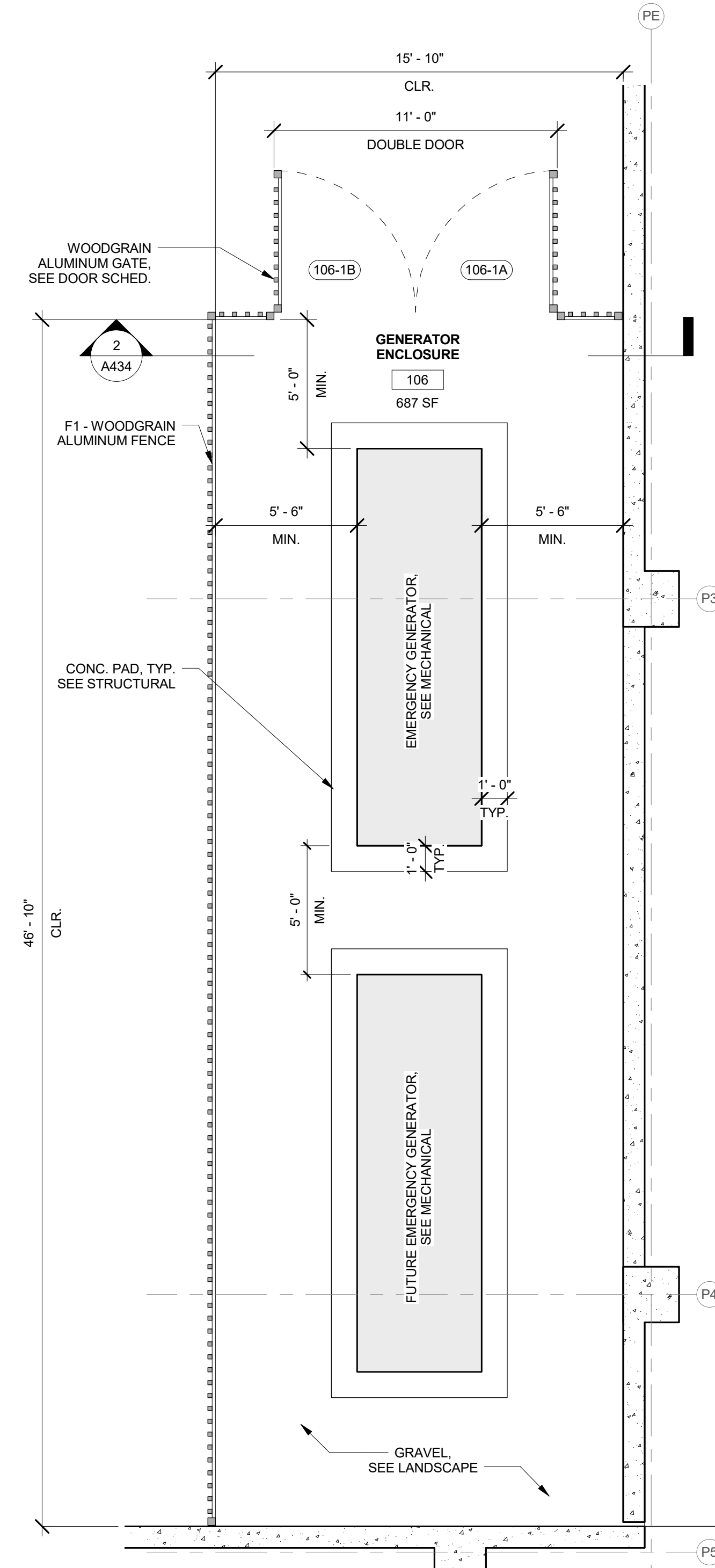
TRASH ENCLOSURE - ELEVATION
1/4" = 1'-0"



TRASH ENCLOSURE
1/4" = 1'-0"



GENERATOR ENCLOSURE - SECTION
1/4" = 1'-0"



GENERATOR ENCLOSURE
1/4" = 1'-0"

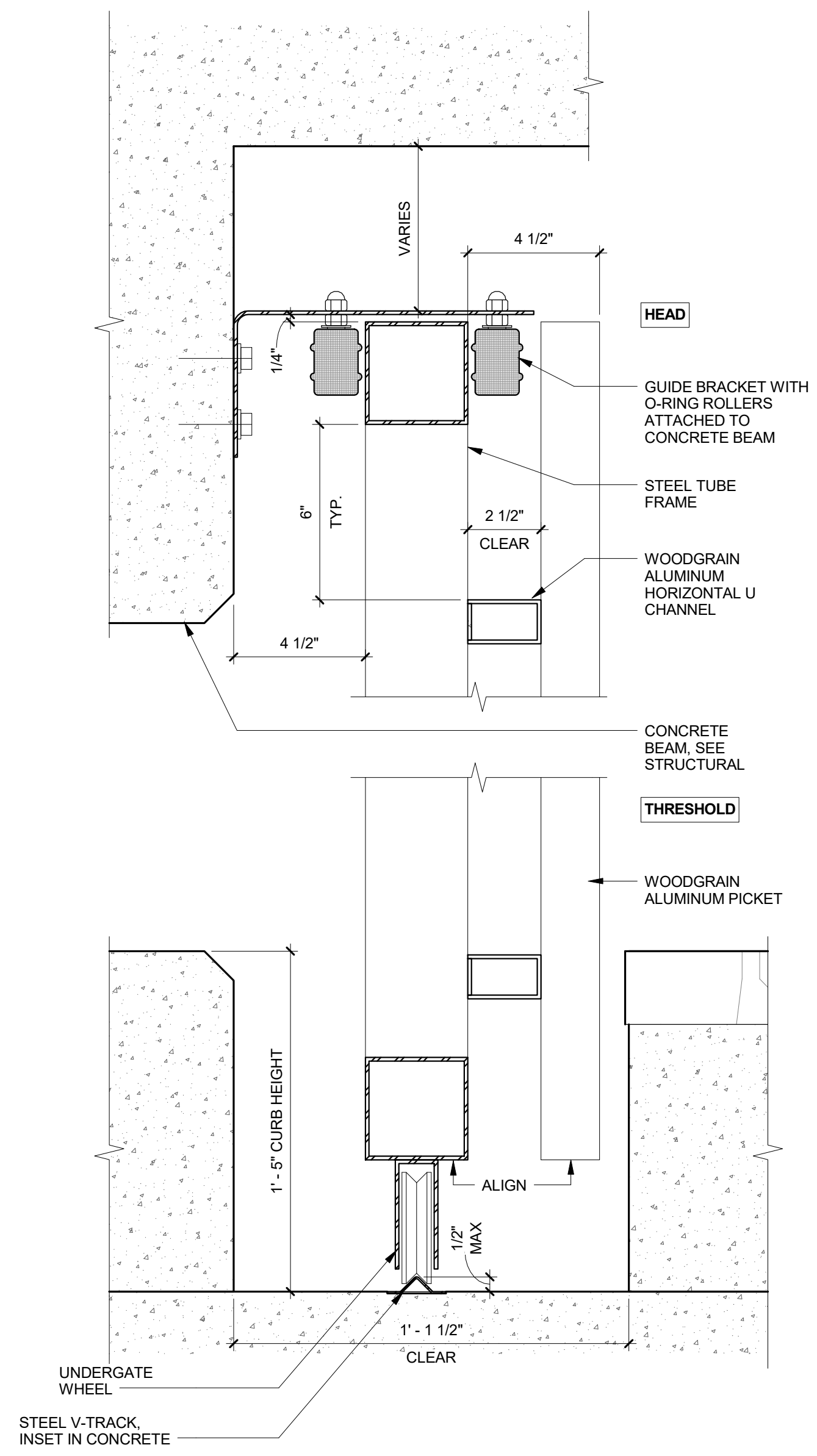
WAILUKU CIVIC COMPLEX
PHASE 1B
100% FINAL DESIGN

SHEET TITLE:
FENCE TYPES &
DETAILS

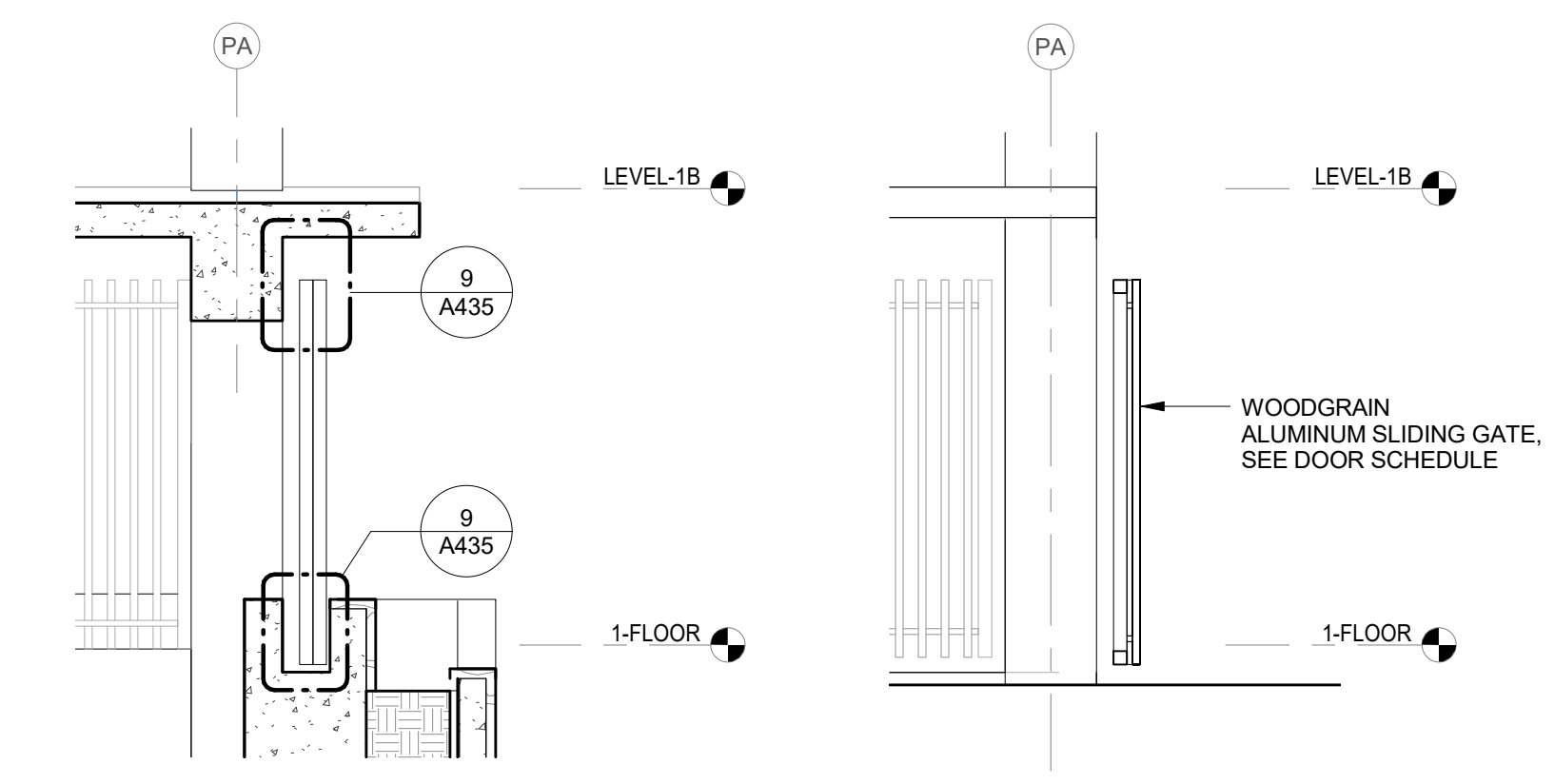
PROJECT:	2017-001
DRAWN:	FCA
DATE:	7/25/2019
PHASE:	1B
SHEET:	A434
OF SHEETS:	1

SIGNATURE: _____
 LICENSE EXPIRATION DATE: 4/30/20
 THIS WORK WAS PREPARED BY ME OR UNDER MY SUPERVISION AND I AM A LICENSED ARCHITECT UNDER THE PROFESSIONAL REGULATION OF THE BOARD OF ARCHITECTURE AND CONSUMER AFFAIRS.

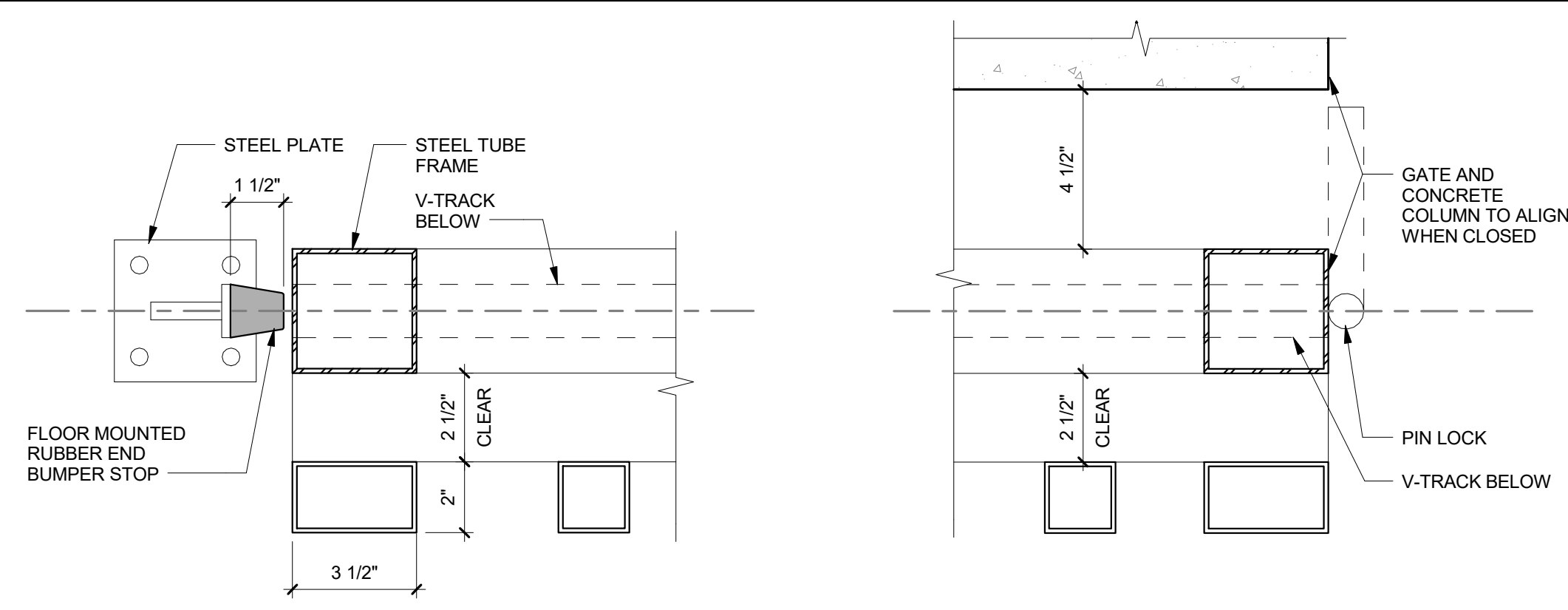
FERRARO CHOI
 FERRARO CHOI AND ASSOCIATES LTD
 ARCHITECTURE / INTERIOR ARCHITECTURE / RESEARCH
 1240 ALA MOANA BLVD. STE. 510, HONOLULU, HI 96814
 TEL 808.533.8880 FAX 808.599.3769 WWW.FERRAROCHOI.COM



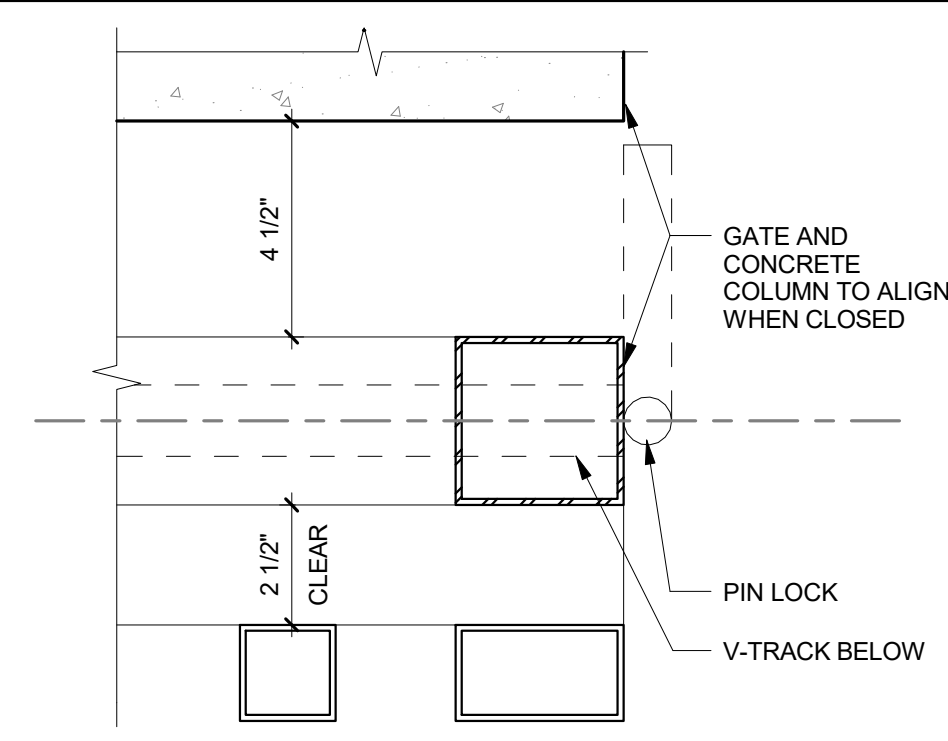
9 WOODGRAIN ALUMINUM FENCE (HEAVY DUTY) TYPICAL SECTION 3" = 1'-0"



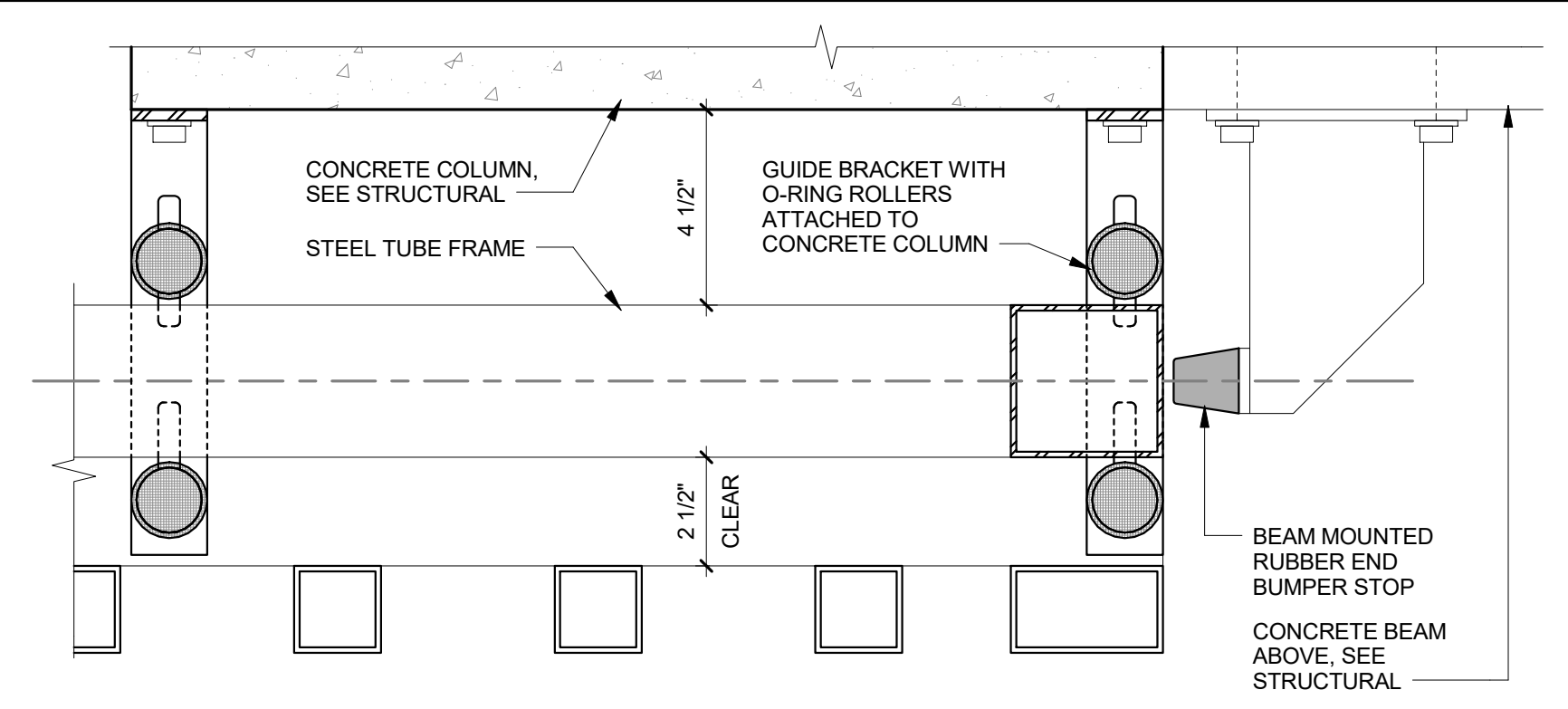
8 SECTION 3 1/4" = 1'-0"
7 SECTION 2 1/4" = 1'-0"



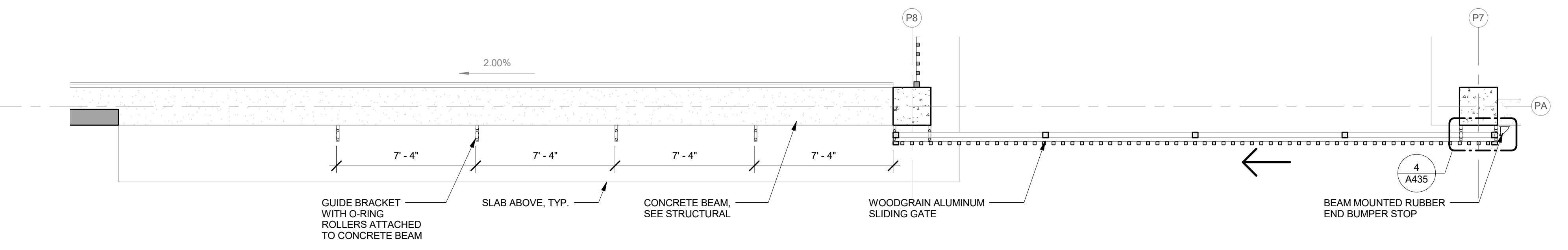
6 SLIDING WOODGRAIN ALUMINUM GATE FLOOR JAMB 3" = 1'-0"



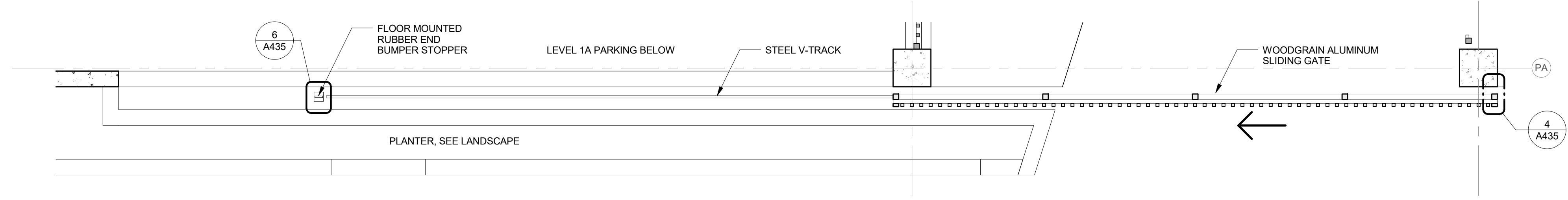
5 SLIDING WOODGRAIN ALUMINUM GATE FLOOR JAMB 3" = 1'-0"



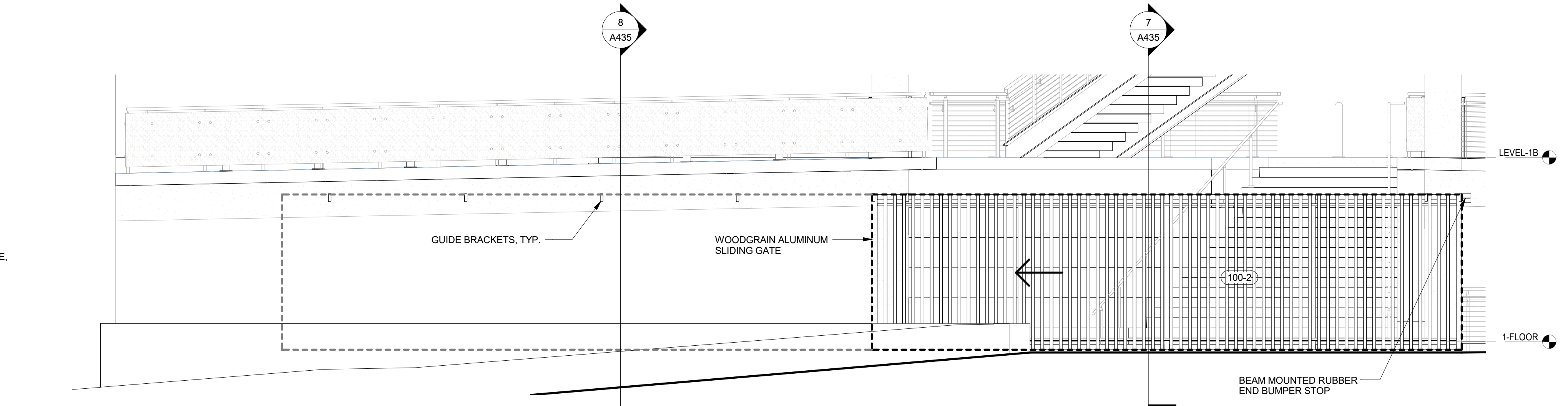
4 SLIDING WOODGRAIN ALUMINUM GATE CEILING JAMB 3" = 1'-0"



3 REFLECTED CEILING PLAN 1/4" = 1'-0"

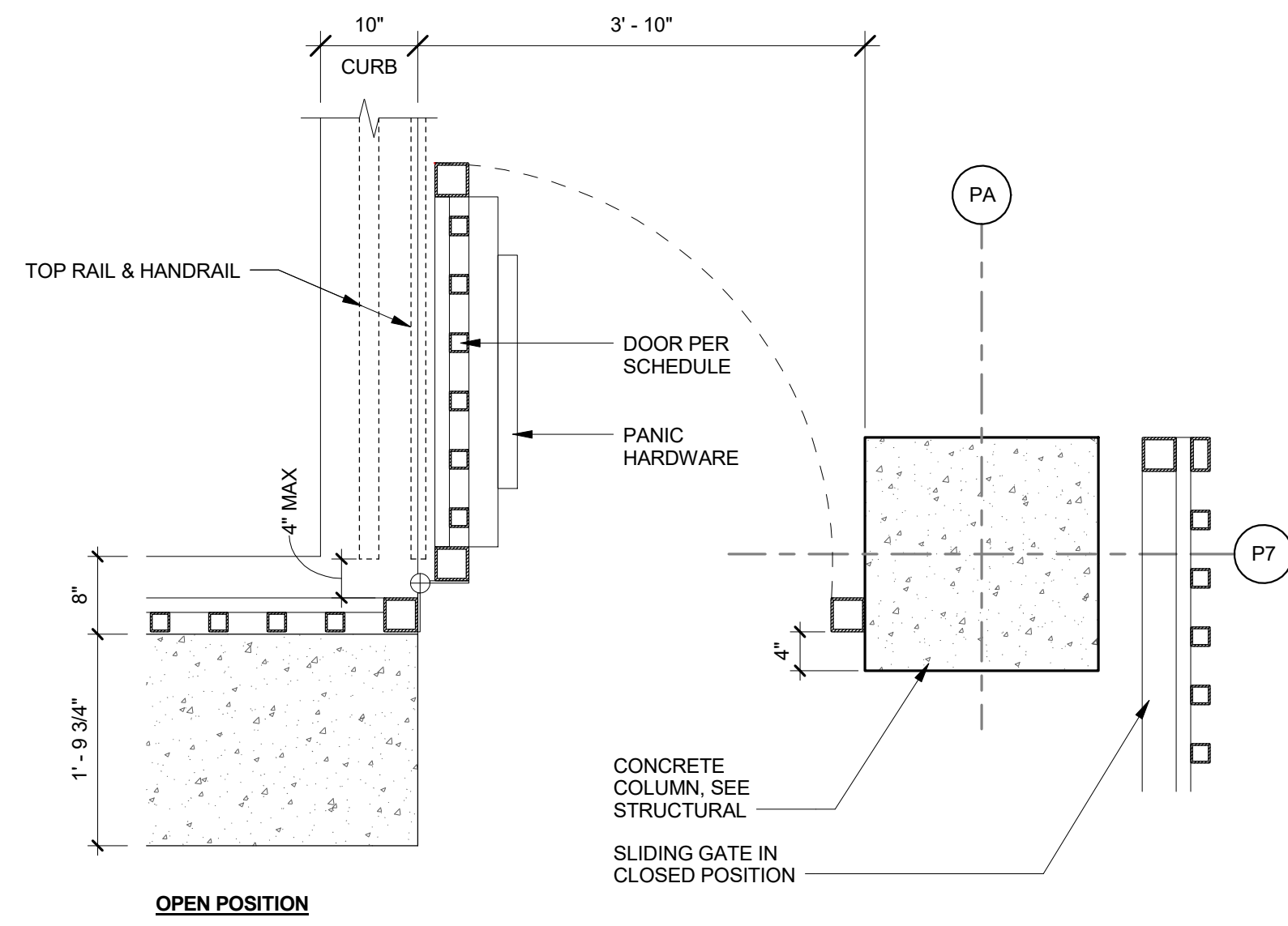
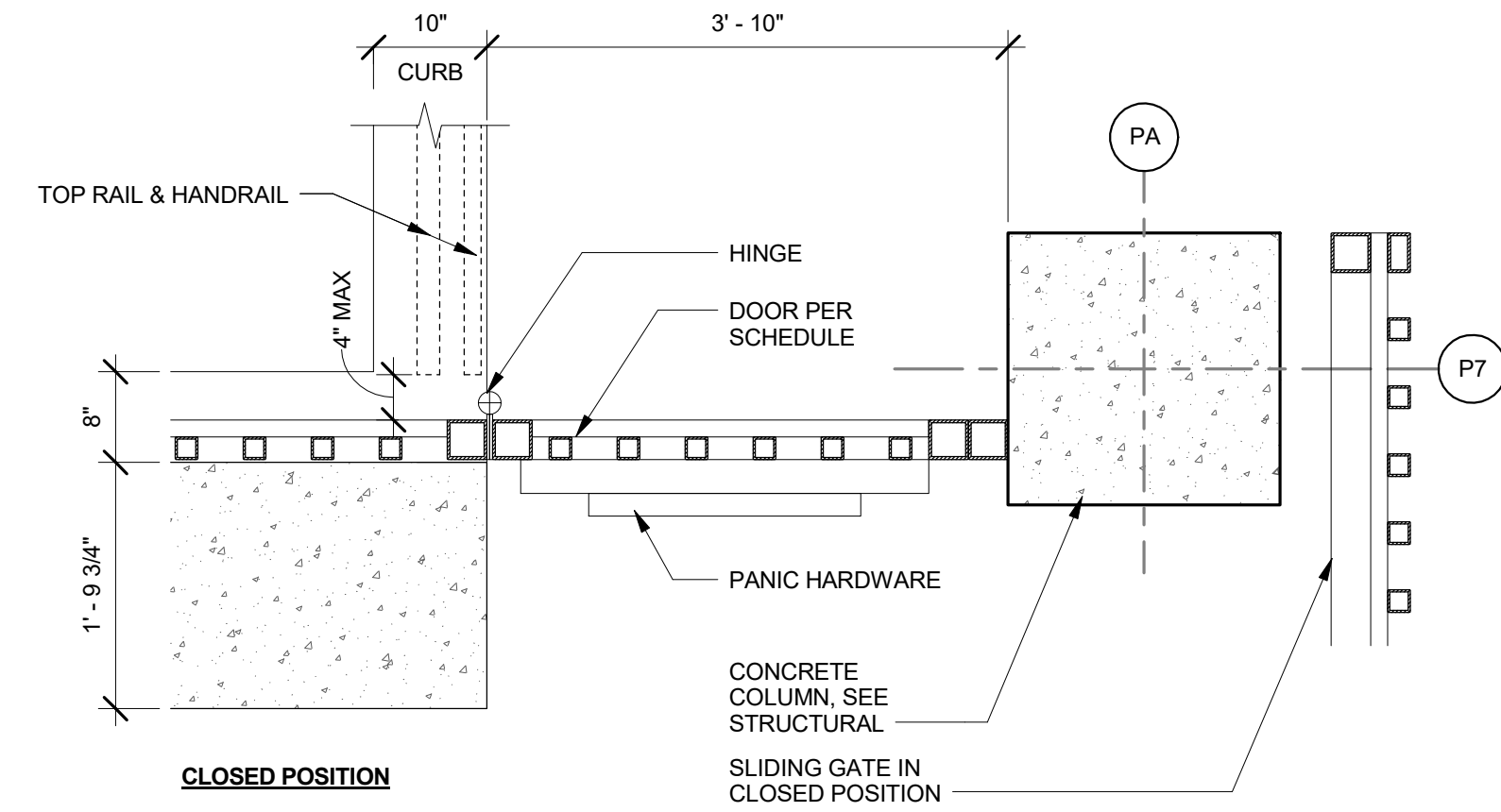


2 FLOOR PLAN 1/4" = 1'-0"

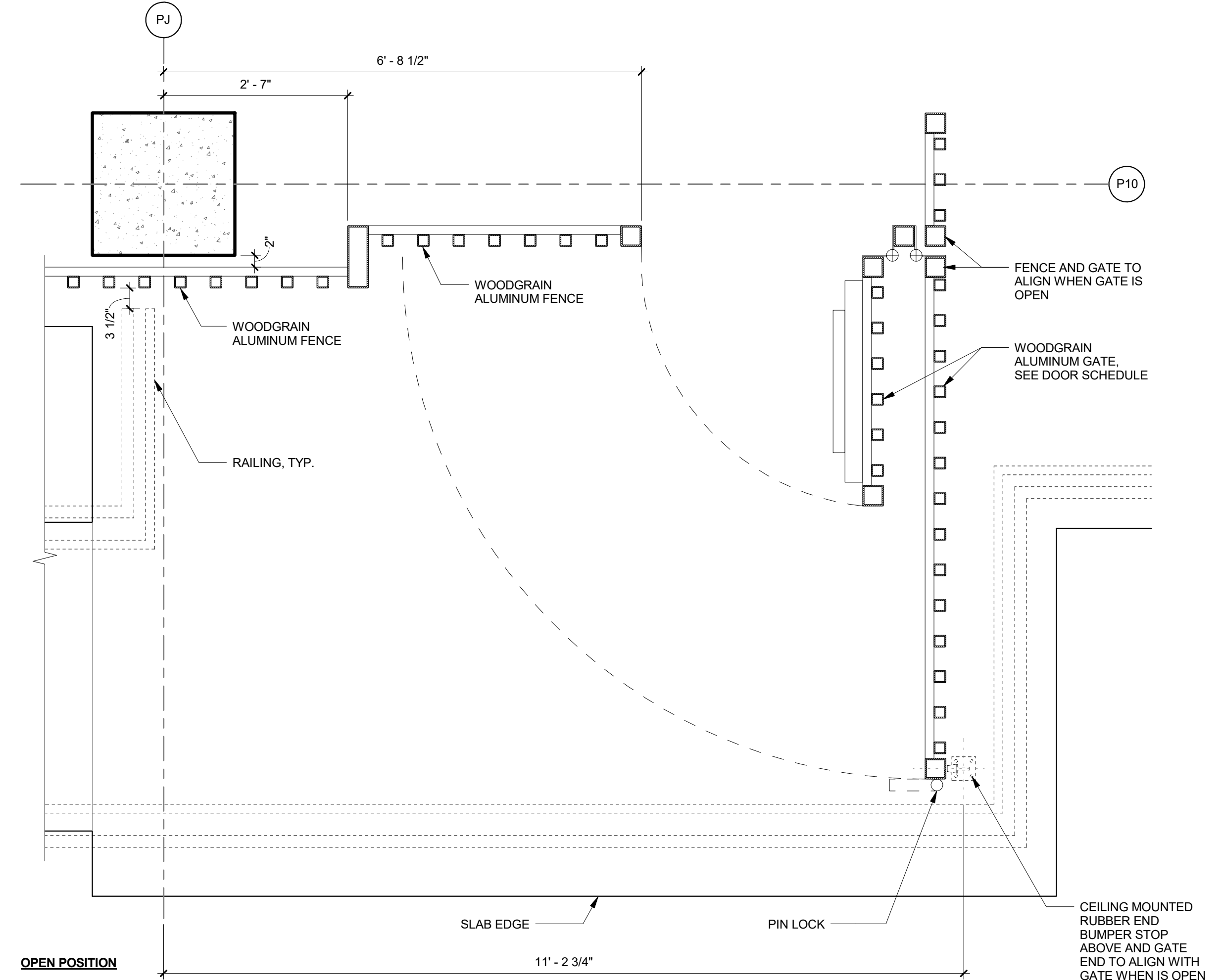
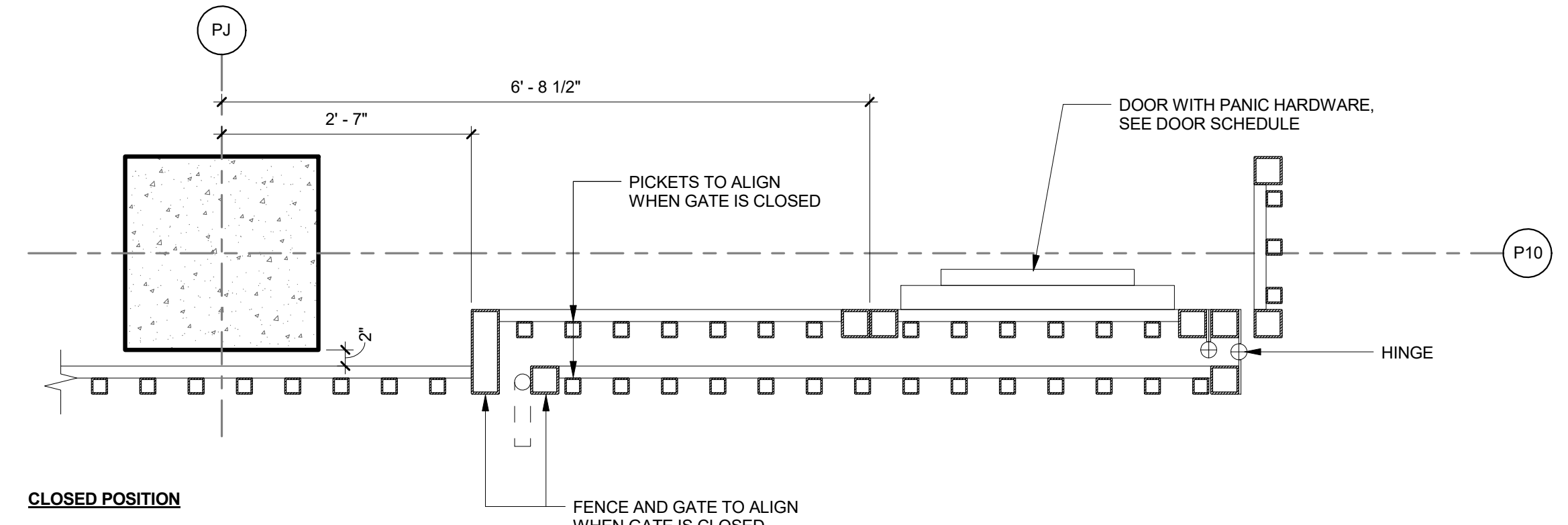


1 FRONT ELEVATION 1/4" = 1'-0"

PROJECT:	2017-001
DRAWN:	FCA
DATE:	7/25/2019
PHASE:	1B
SHEET:	A435
OF SHEETS:	1



③ CENTRAL EGRESS STAIR GATE
3/4" = 1'-0"



① PROMENADE WOODGRAIN ALUMINUM DOOR AND GATE
3/4" = 1'-0"

WAILUKU CIVIC COMPLEX
PHASE 1B
100% FINAL DESIGN

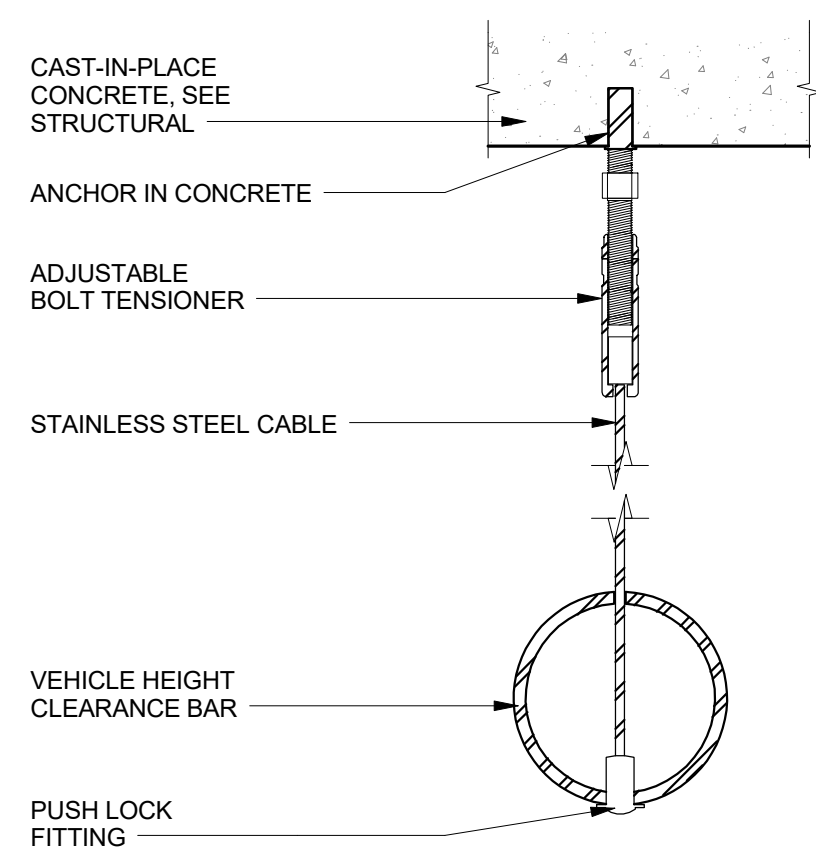
FENCE DETAILS -
SECURITY GATES

PROJECT:	2017-001	REVISIONS:	◀◀◀◀◀◀◀◀◀◀
DRAWN:	FCA		
DATE:	7/25/2019		
PHASE:	1B	SHEET:	A436
		OF	SHEETS

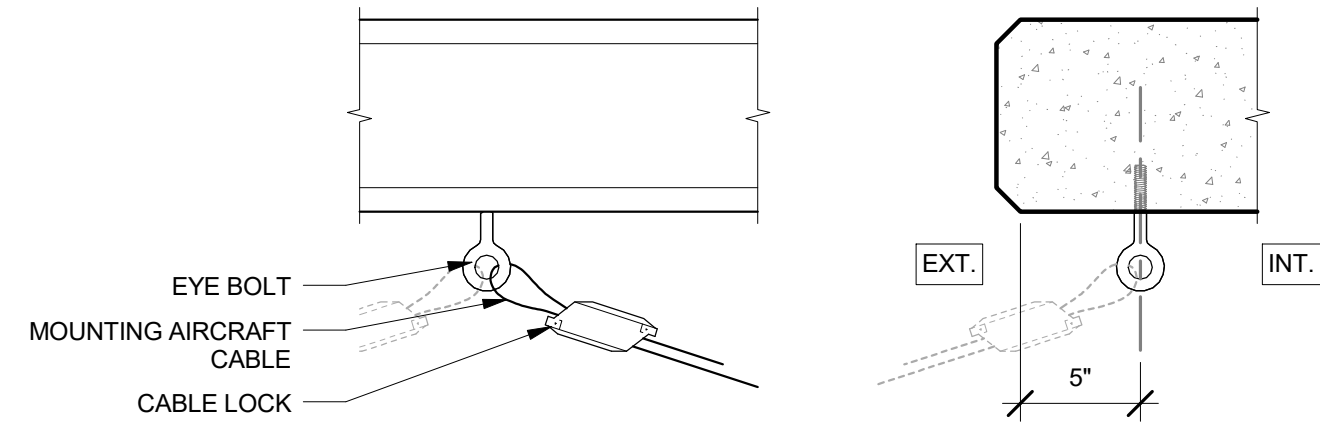
SIGNATURE
 LICENSE EXPIRATION DATE: 4/30/20
 THIS WORK WAS PREPARED BY ME OR UNDER MY CLOSE PERSONAL SUPERVISION AND SHALL BE UNDER MY OBSERVATION, SEAL, AND DEPARTMENT OF COMMERCE AND CONSUMER AFFAIRS.

FERRARO CHOI
 FERRARO CHOI AND ASSOCIATES LTD
 ARCHITECTURE / INTERIOR ARCHITECTURE / RESEARCH
 1240 ALA MOANA BLVD., STE. 510, HONOLULU, HI 96814
 TEL 808.533.8880 FAX 808.599.3769 WWW.FERRAROCHOI.COM

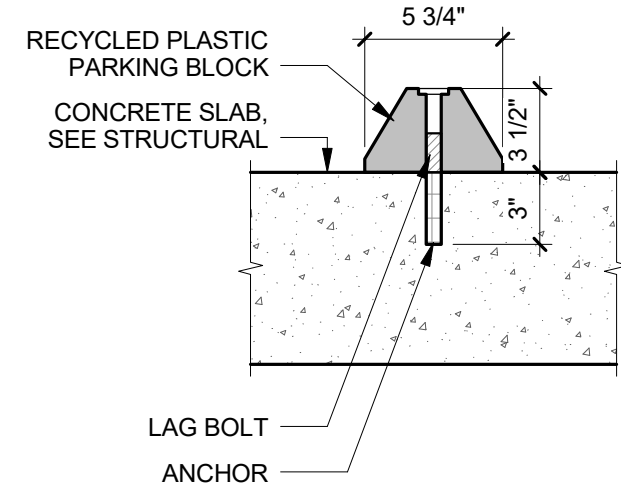
COPYRIGHT PROTECTED: THIS WORK IS PROTECTED UNDER THE 1990 ARCHITECTURAL WORKS COPYRIGHT PROTECTION ACT



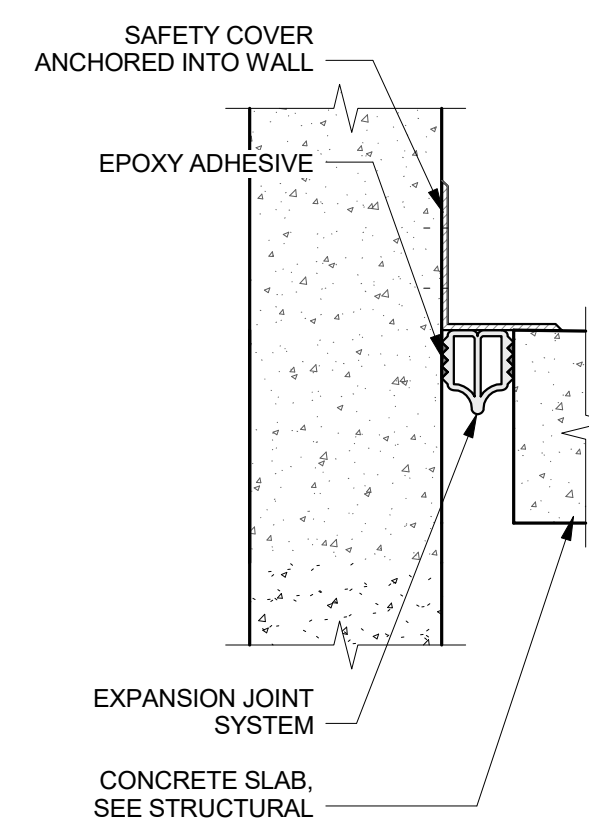
17 VEHICLE HEIGHT CLEARANCE BAR - SECTION
3" = 1'-0"



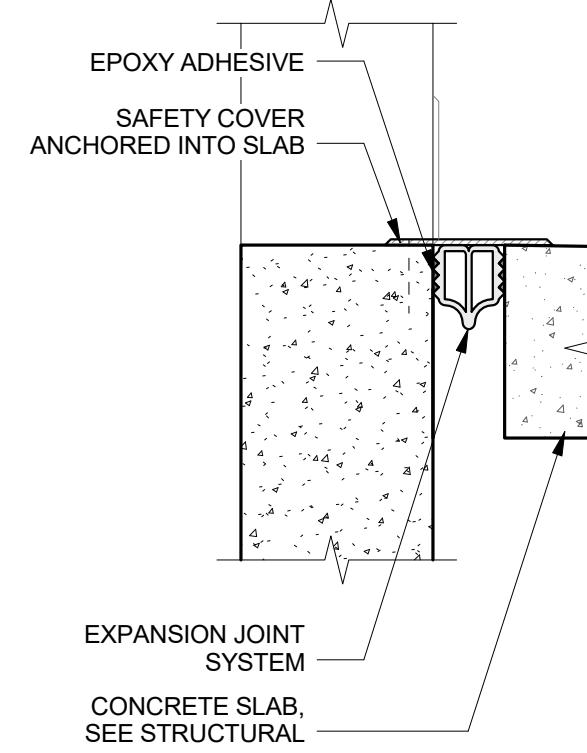
16 STRING LIGHT MOUNTING DETAIL
1 1/2" = 1'-0"



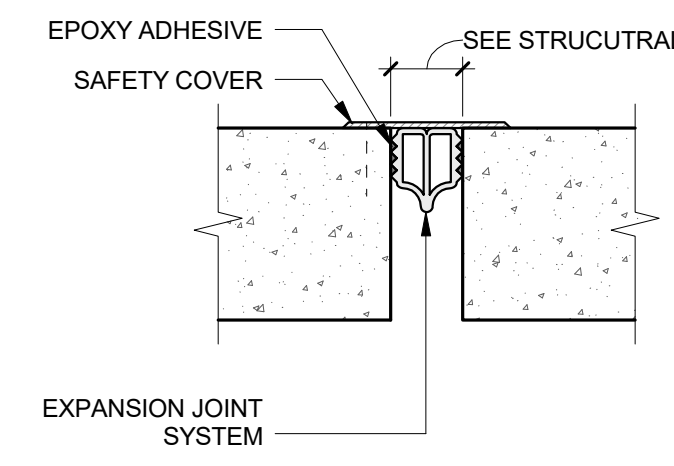
15 WHEEL STOP DETAIL
1 1/2" = 1'-0"



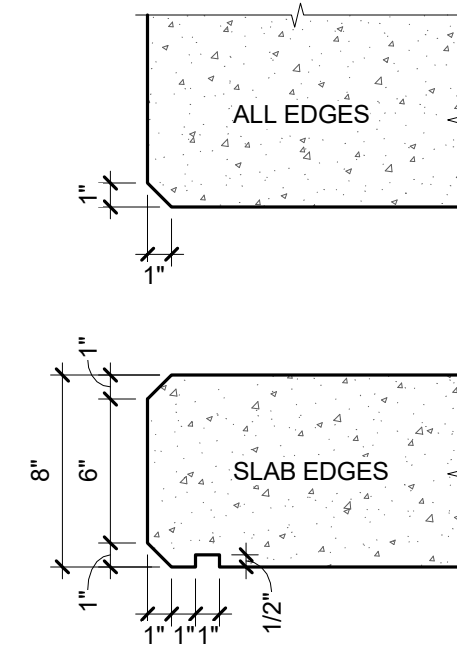
14 PARKING ELEVATOR BASE
1 1/2" = 1'-0"



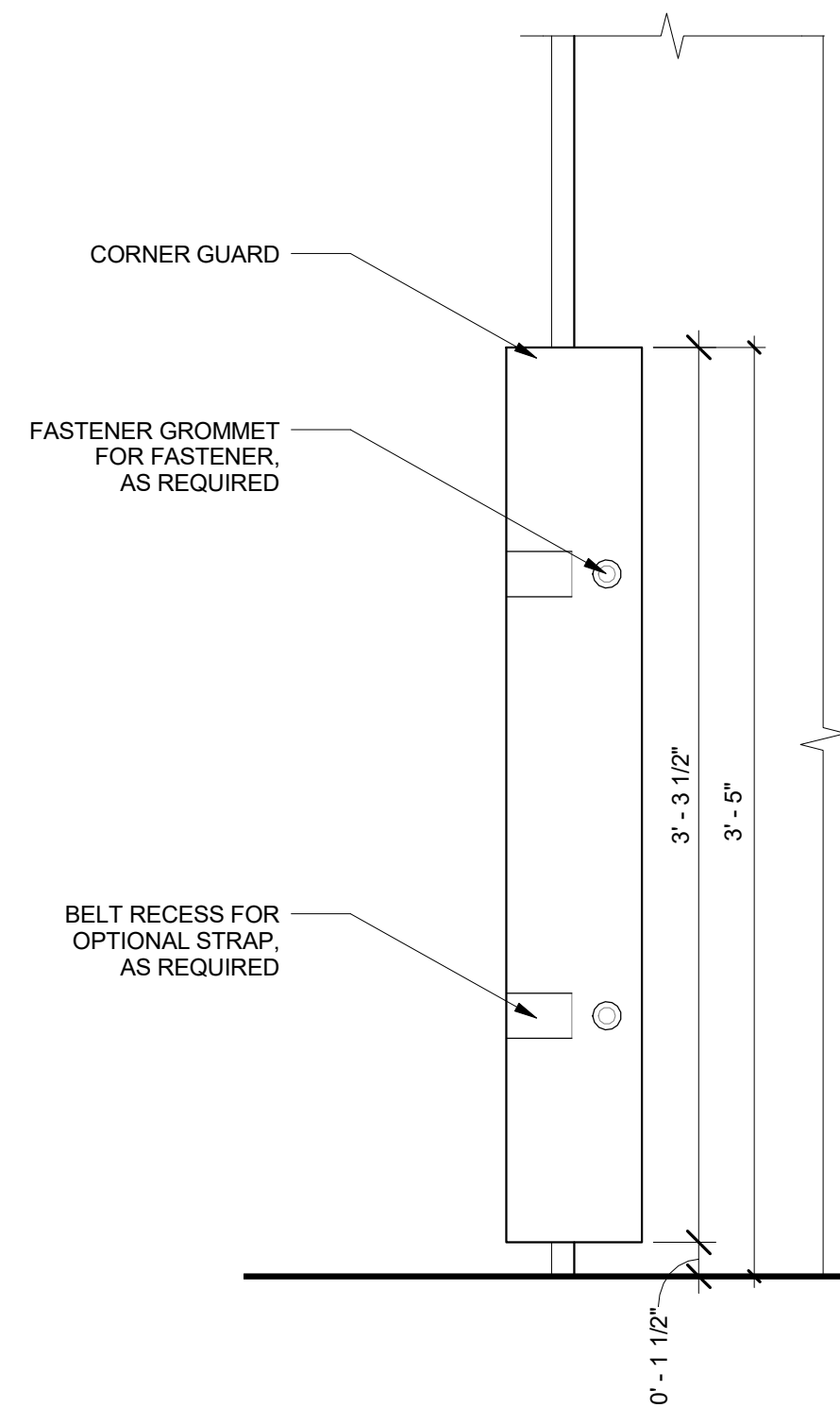
13 PARKING ELEVATOR THRESHOLD
1 1/2" = 1'-0"



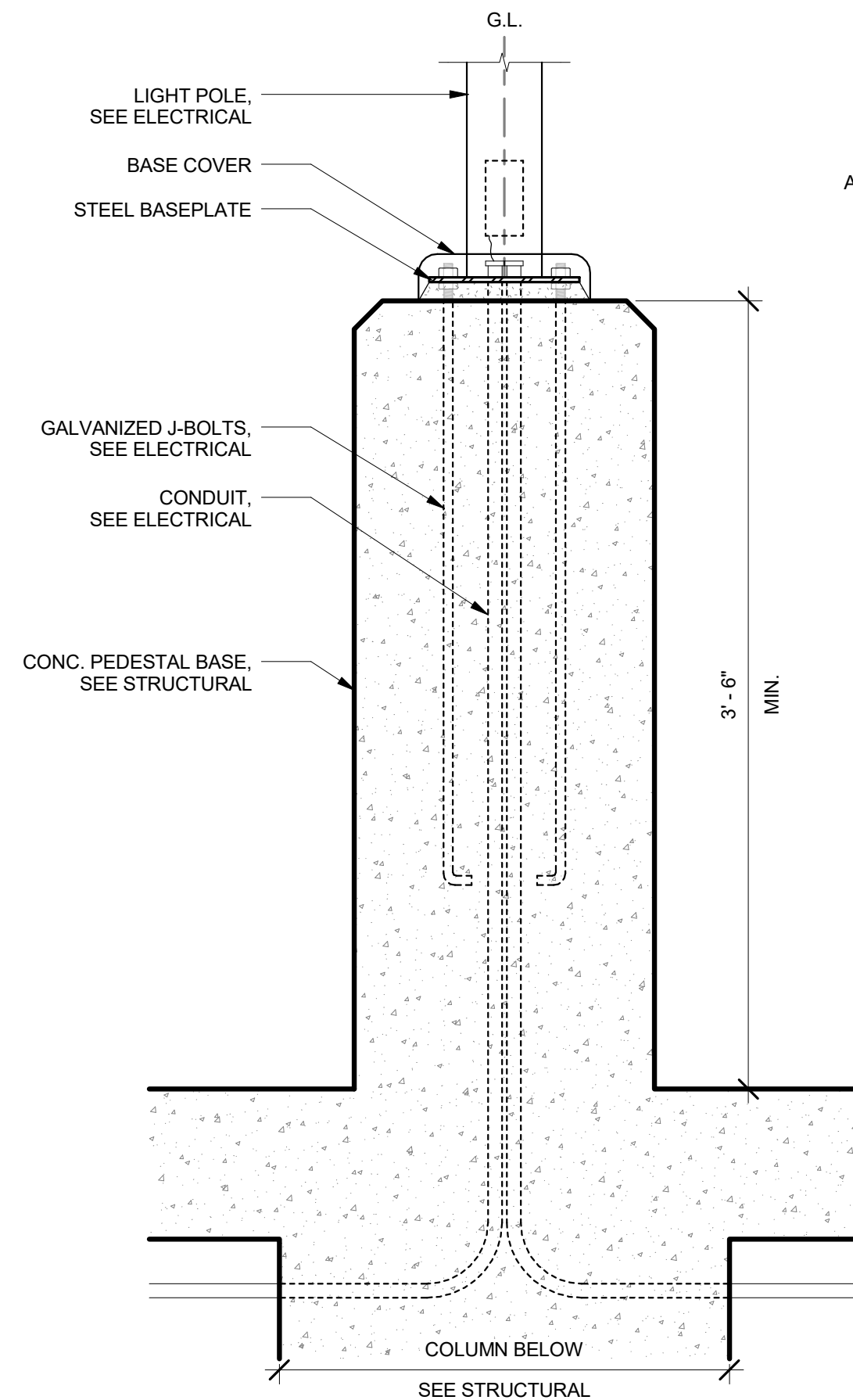
12 EXPANSION JOINT DETAIL
1 1/2" = 1'-0"



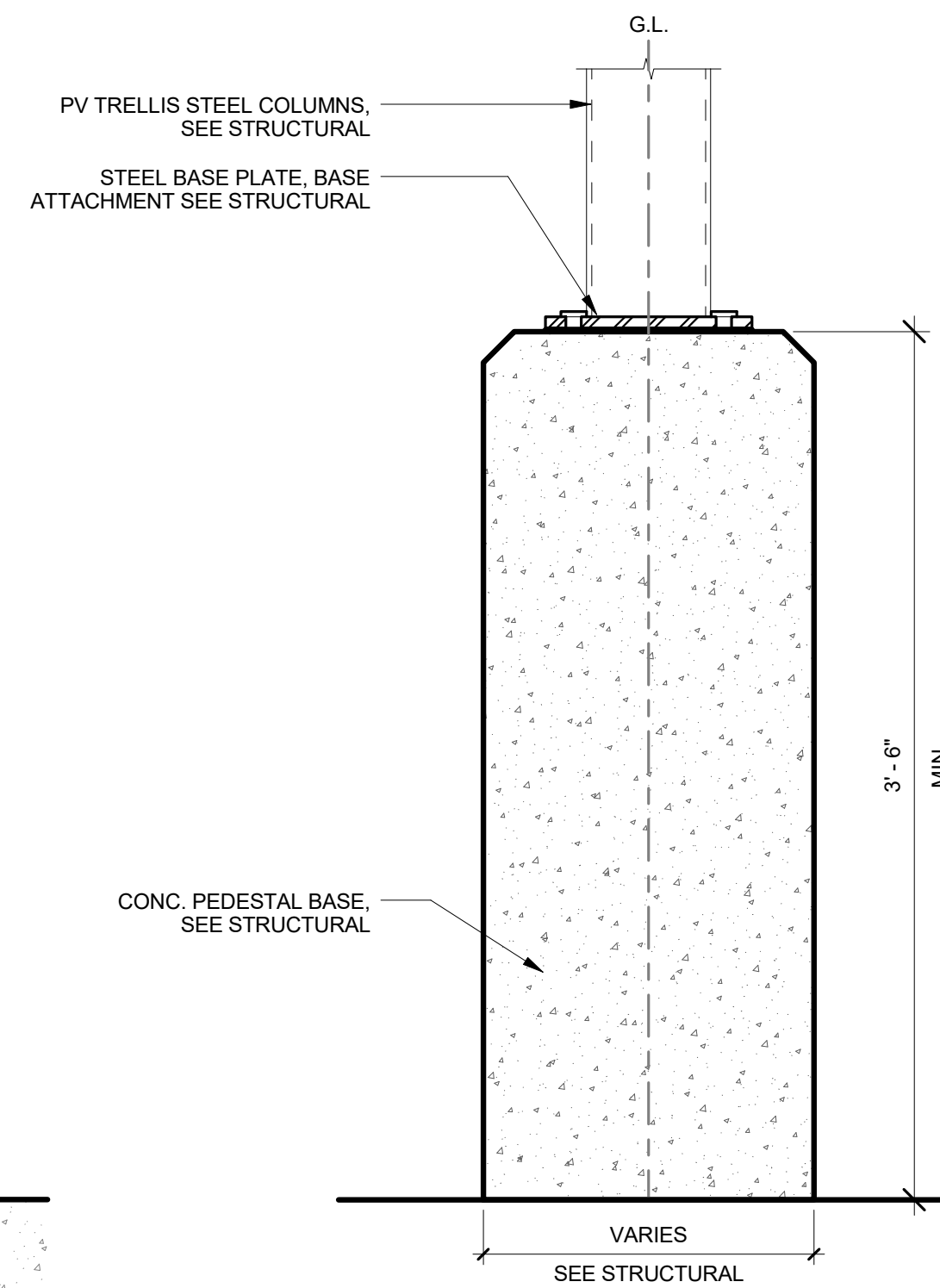
11 TYPICAL EDGE DETAIL
1 1/2" = 1'-0"



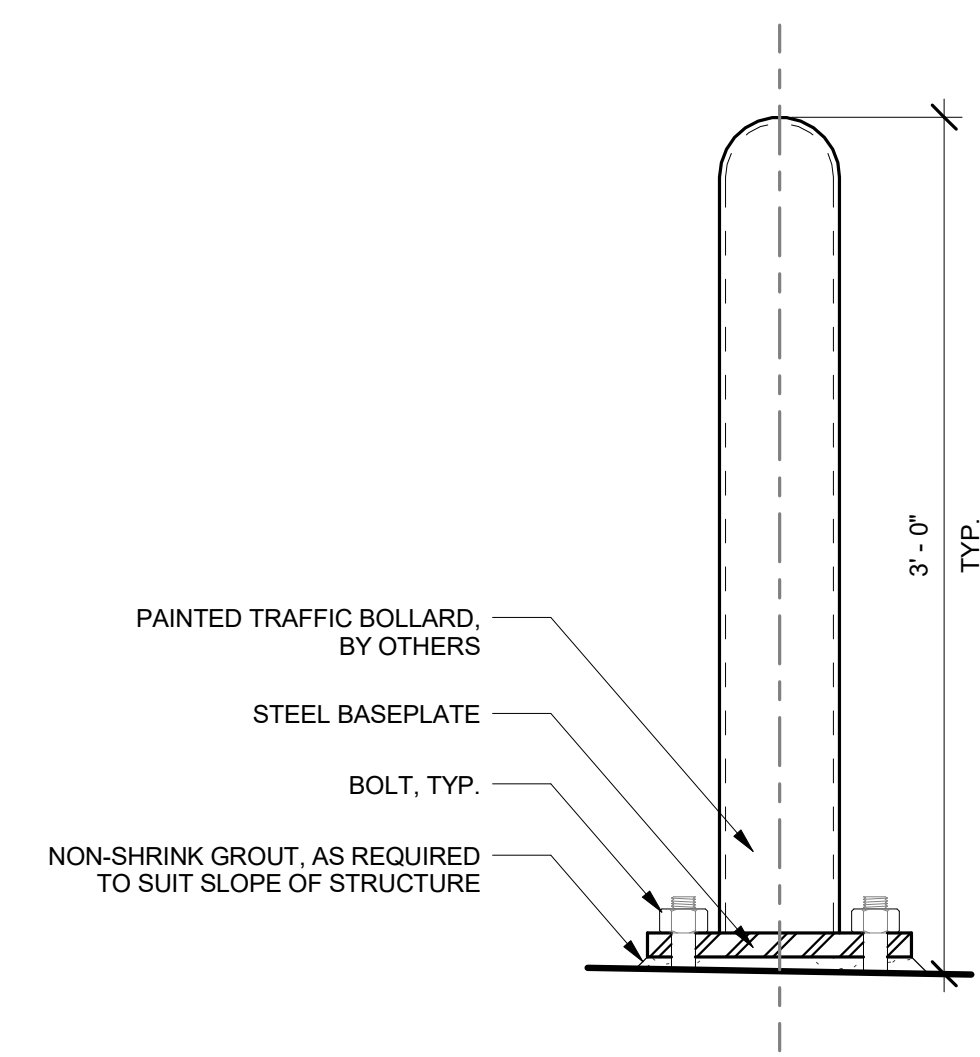
10 CORNER GUARD - ELEVATION
1 1/2" = 1'-0"



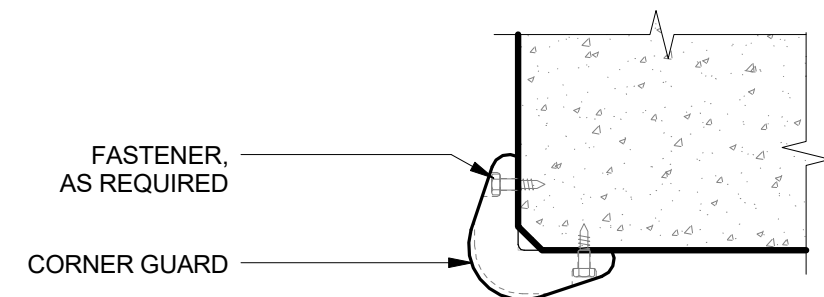
08 LIGHT POLE ON PEDESTAL - SECTION
1 1/2" = 1'-0"



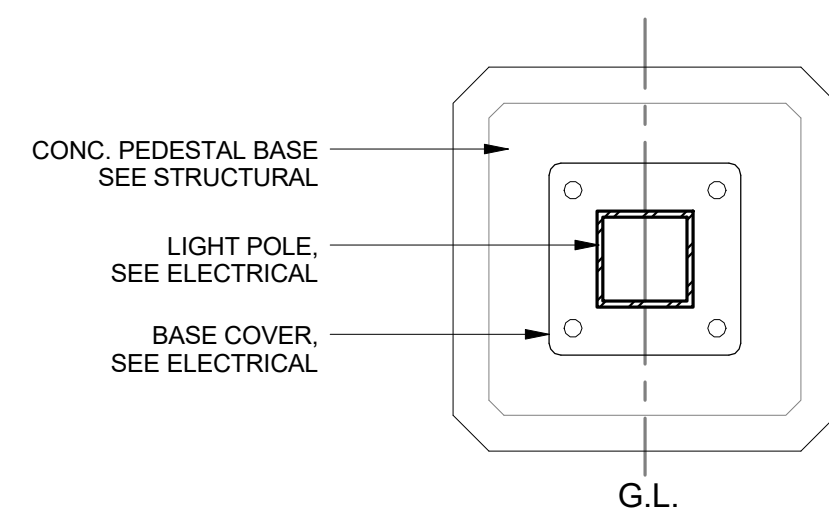
06 PV TRELLIS PEDESTAL - SECTION
1 1/2" = 1'-0"



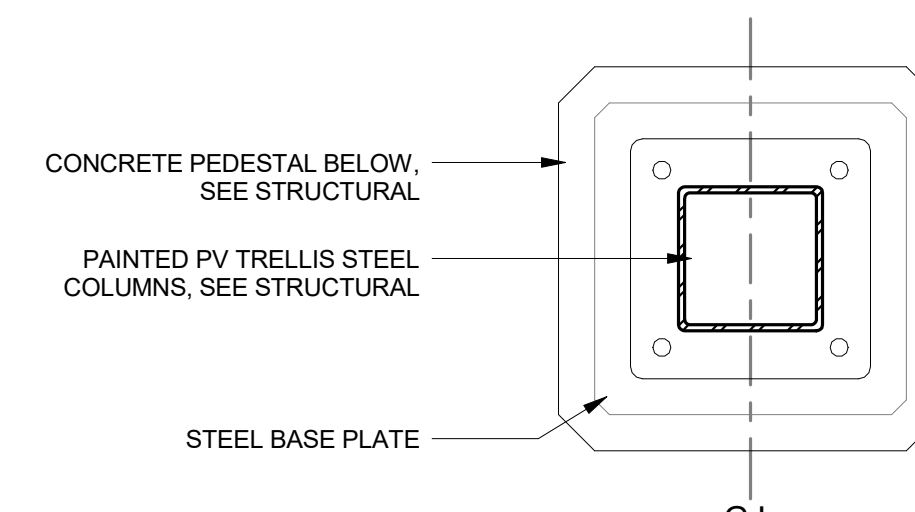
04 BOLLARD DETAIL - SECTION
1 1/2" = 1'-0"



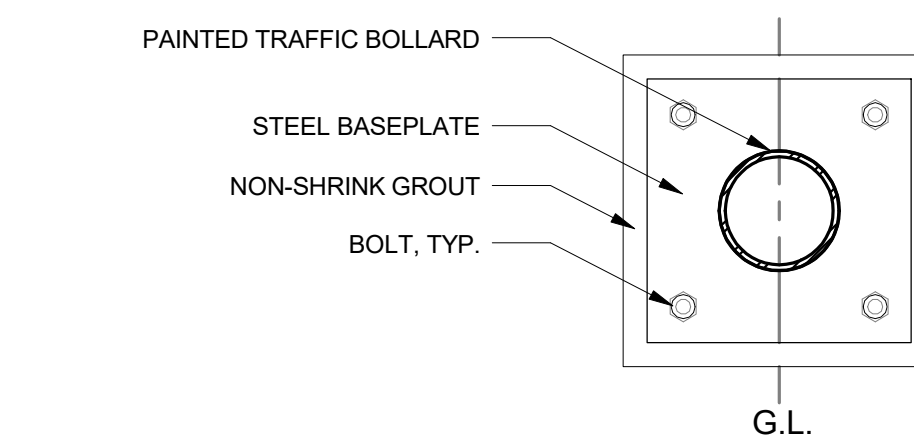
09 CORNER GUARD - PLAN
1 1/2" = 1'-0"



07 LIGHT POLE ON PEDESTAL - PLAN
1 1/2" = 1'-0"



05 PV TRELLIS PEDESTAL - PLAN
1 1/2" = 1'-0"



03 BOLLARD DETAIL - PLAN
1 1/2" = 1'-0"

FERRARO CHOI

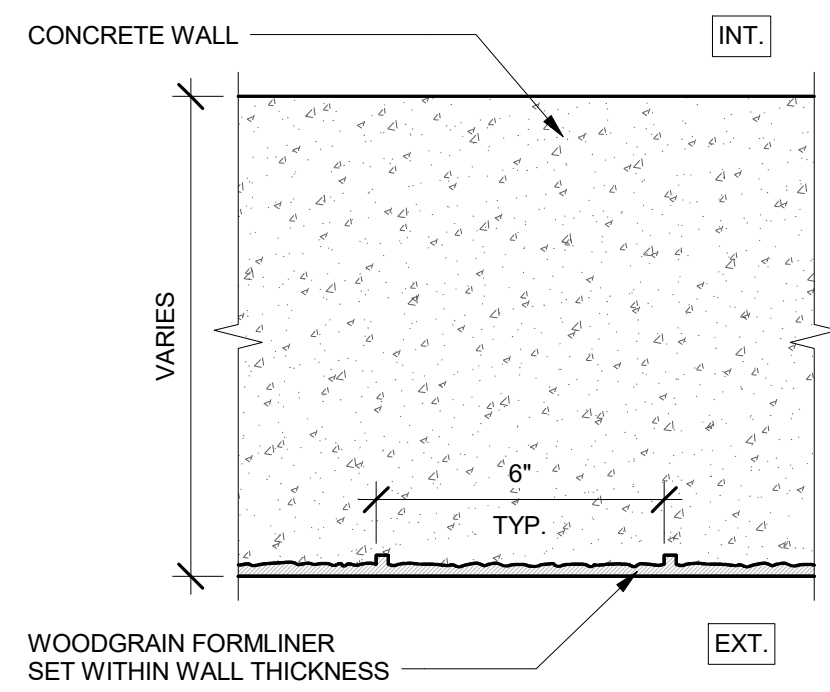
FERRARO CHOI AND ASSOCIATES LTD
ARCHITECTURE / INTERIOR ARCHITECTURE / RESEARCH
1240 ALA MOANA BLVD. STE. 510, HONOLULU, HI 96814
TEL 808.533.8880 FAX 808.599.3769 www.ferrarochoi.com

WAILUKU CIVIC COMPLEX PHASE 1B
100% FINAL DESIGN
[Signature]

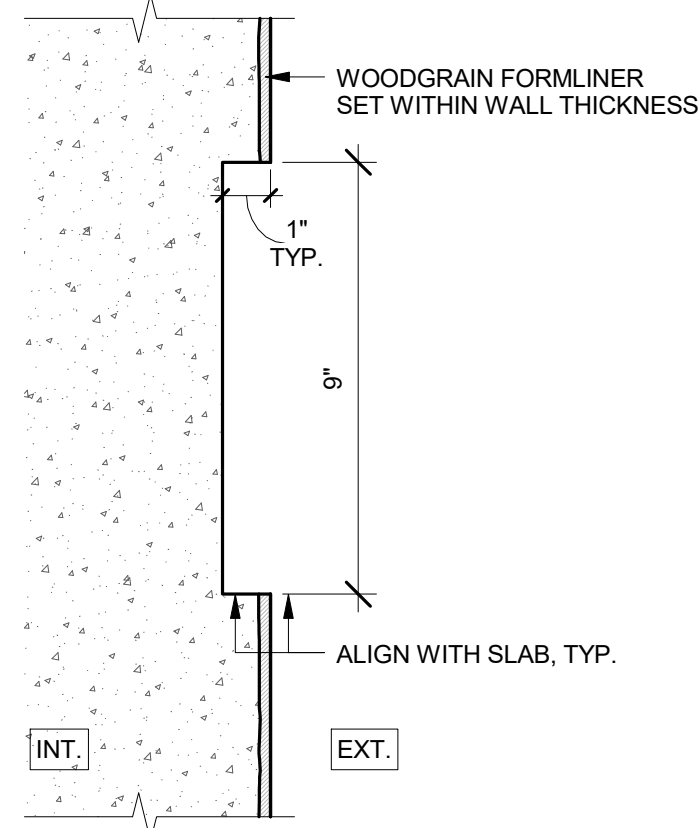
SHEET TITLE: MISC. DETAILS
CADD FILE:

PROJECT: 2017-001
DRAWN: FCA
DATE: 7/25/2019
PHASE: 1B
SHEET: A441
OF SHEETS

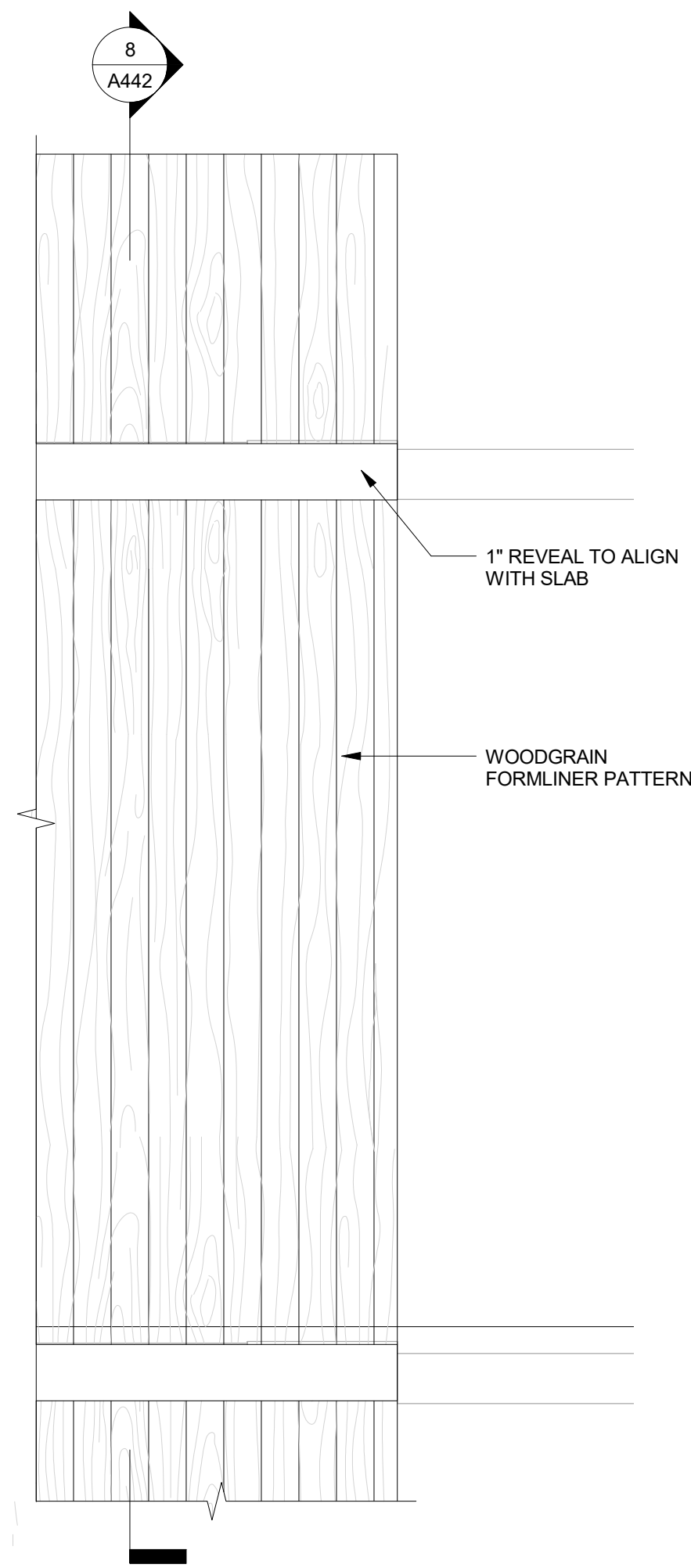
COPYRIGHT PROTECTED: THIS WORK IS PROTECTED UNDER THE 1990 ARCHITECTURAL WORKS COPYRIGHT PROTECTION ACT



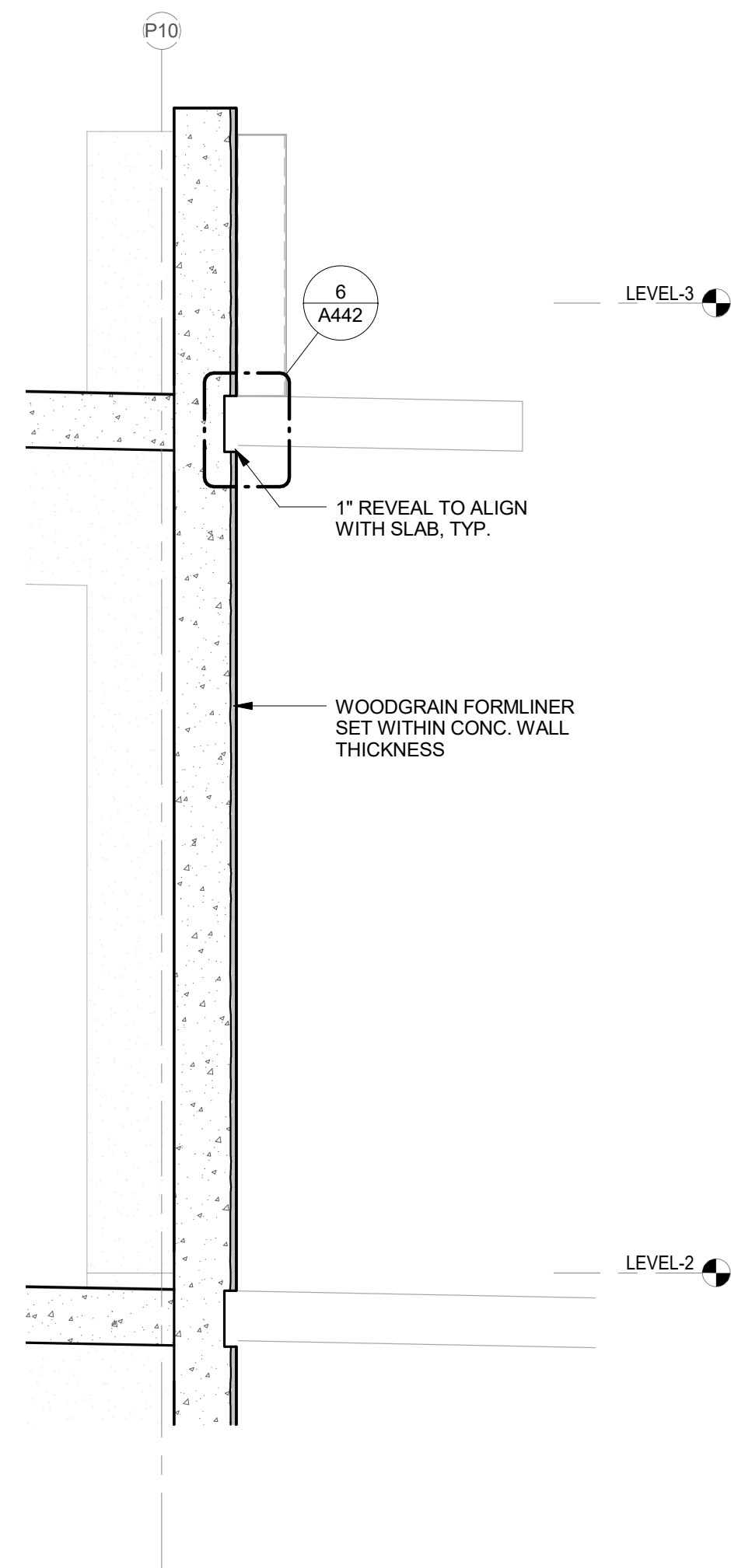
5 TYPICAL CONCRETE FORMLINER DETAIL
3" = 1'-0"



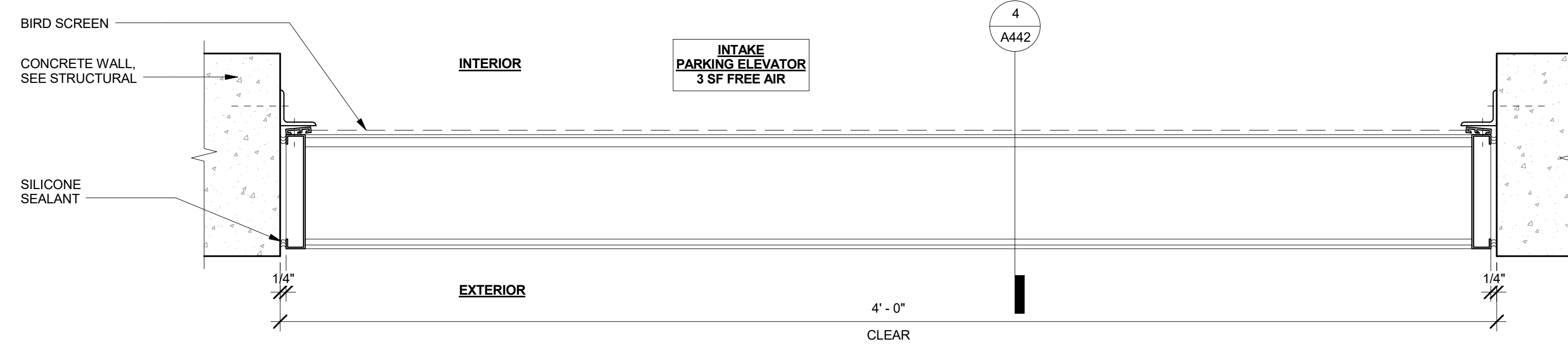
6 DETAIL - SHEAR WALL REVEAL
3" = 1'-0"



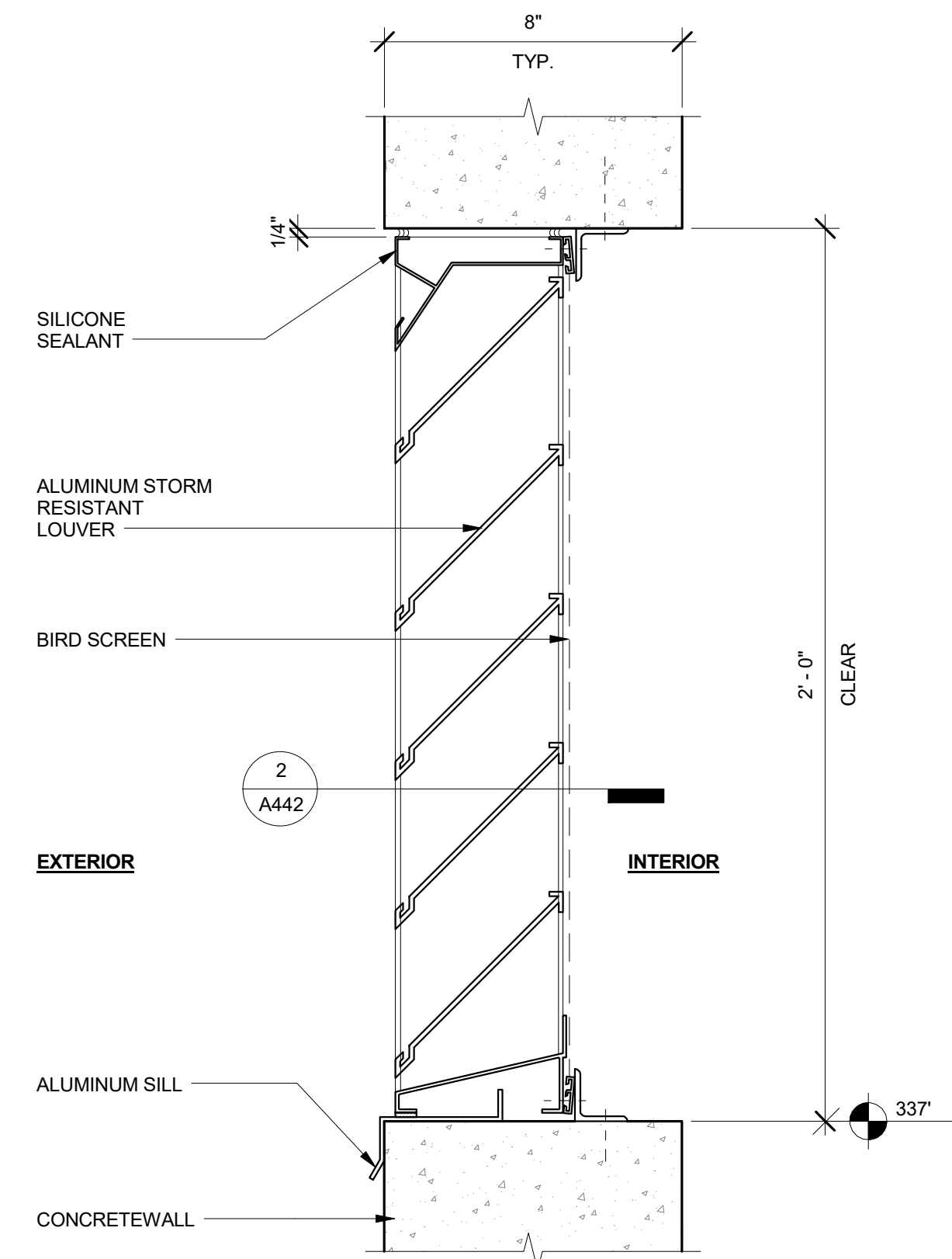
7 FORMLINER PATTERN ON SHEAR WALLS
1/2" = 1'-0"



8 WALL SECTION - SHEAR WALL
1/2" = 1'-0"



2 ALUMINUM STORM RESISTANT LOUVER 1 - PLAN
3" = 1'-0"



4 ALUMINUM STORM RESISTANT LOUVER 1 - HEAD/SILL DETAIL
3" = 1'-0"

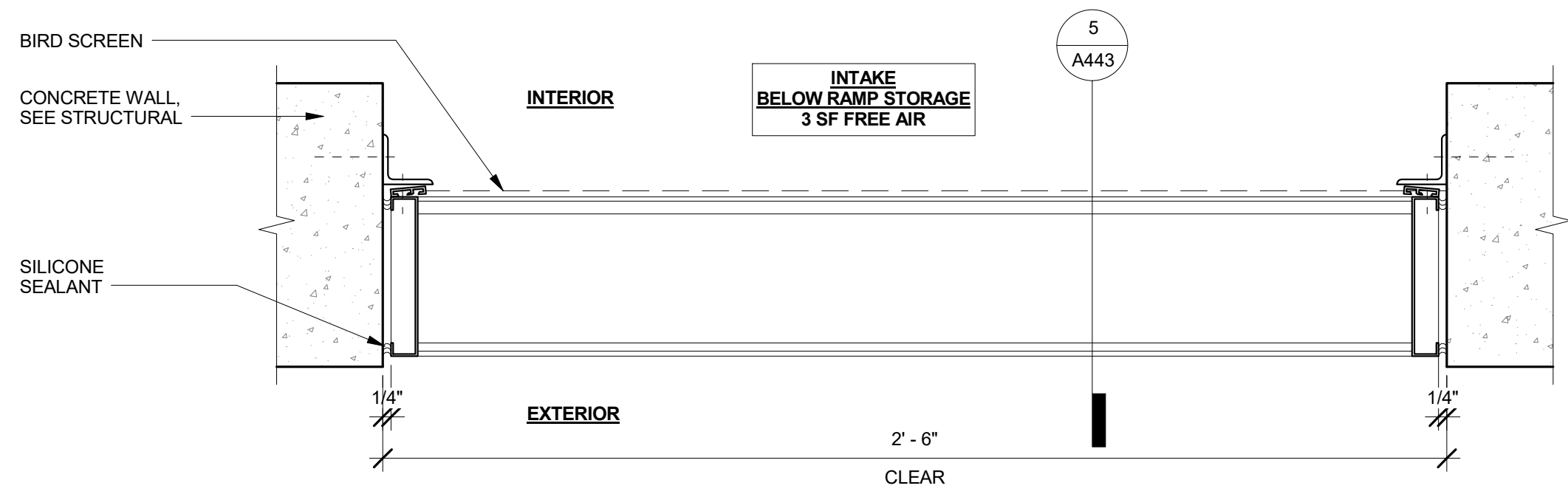
WAILUKU CIVIC COMPLEX
PHASE 1B
100% FINAL DESIGN

FERRARO CHOI

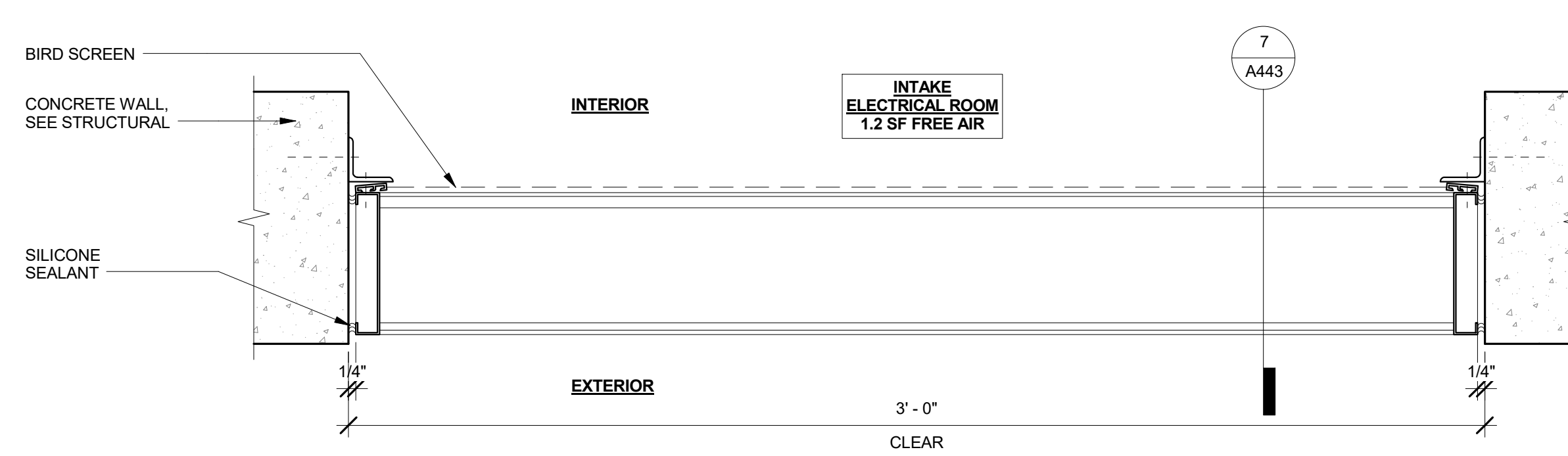
FERRARO CHOI AND ASSOCIATES LTD
ARCHITECTURE / INTERIOR ARCHITECTURE / RESEARCH
1240 ALA MOANA BLVD. STE 510, HONOLULU, HI 96814
TEL 808.533.8880 FAX 808.599.3769 WWW.FERRAROCIOI.COM

SHEET TITLE:
MISC. DETAILS

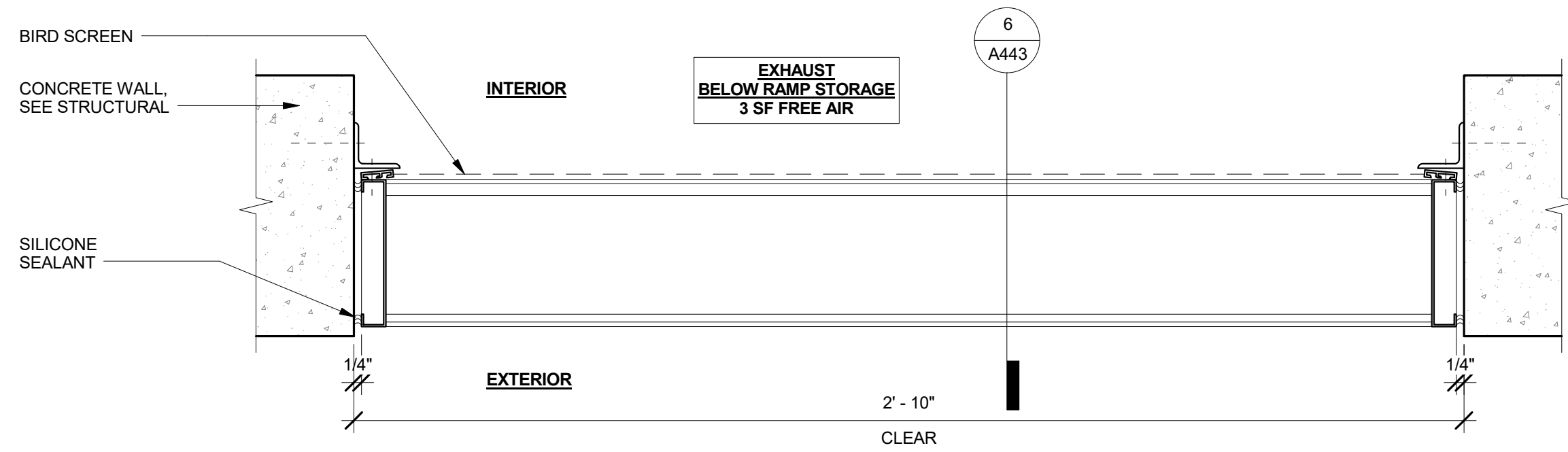
PROJECT:	2017-001
DRAWN:	FCA
DATE:	7/25/2019
PHASE:	1B
SHEET:	A442
OF SHEETS:	



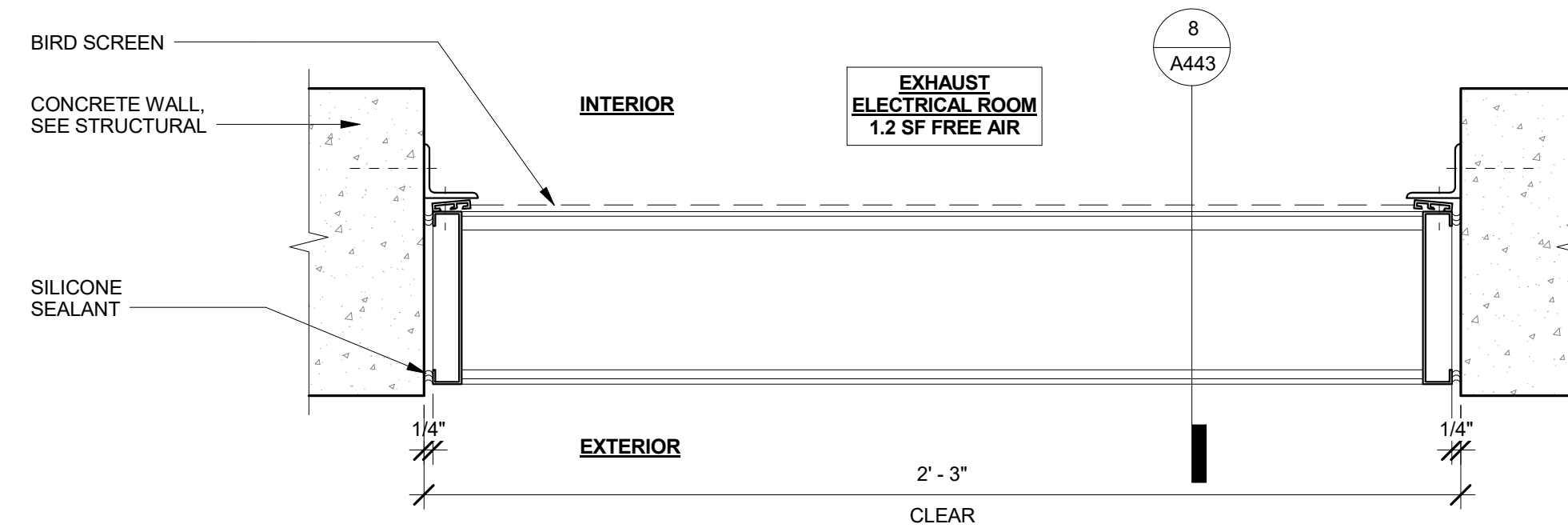
1 ALUMINUM STORM RESISTANT LOUVER 2 (INTAKE) - PLAN
3" = 1'-0"



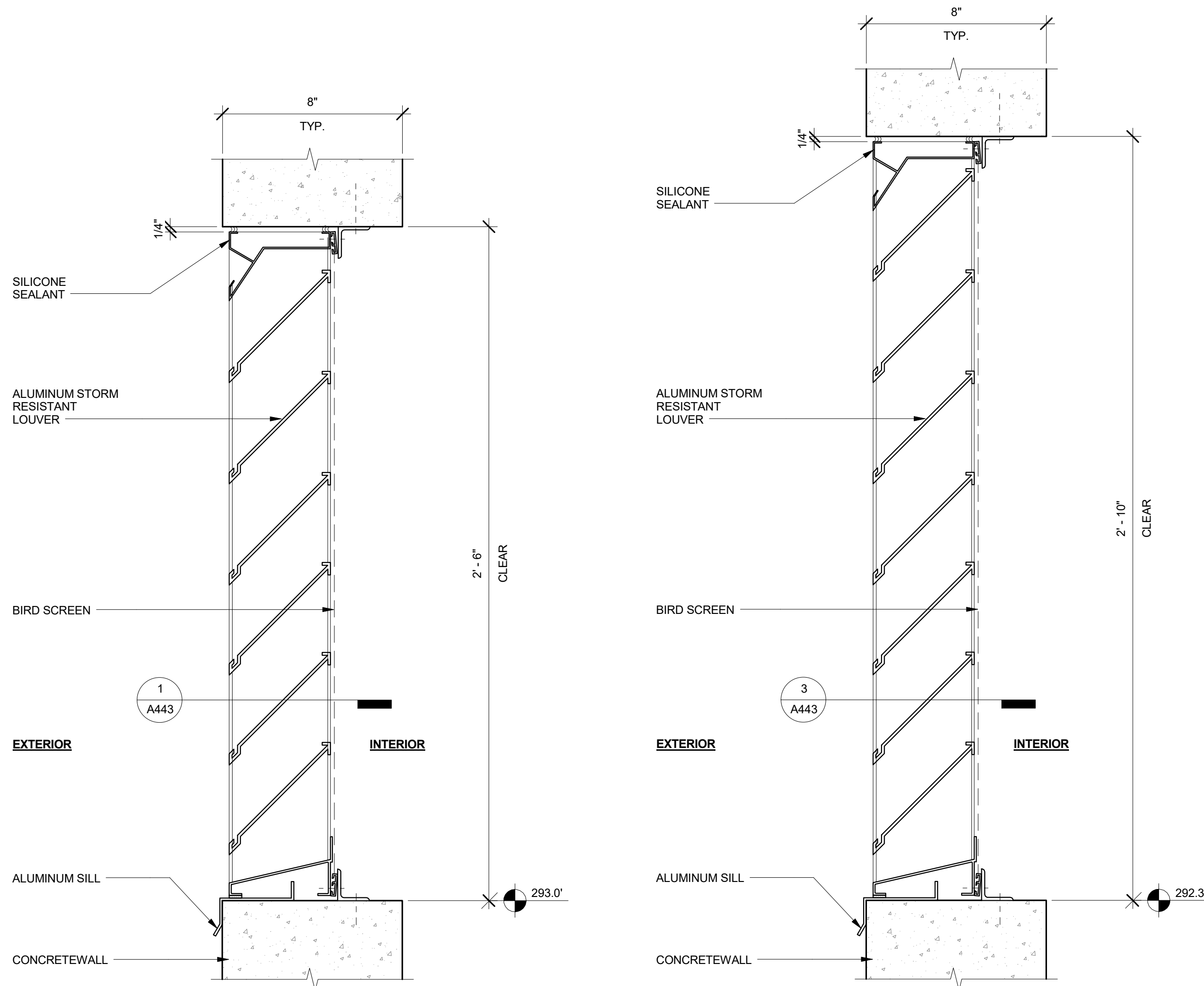
2 ALUMINUM STORM RESISTANT LOUVER 4 (INTAKE) - PLAN
3" = 1'-0"



3 ALUMINUM STORM RESISTANT LOUVER 3 (EXHAUST) - PLAN
3" = 1'-0"

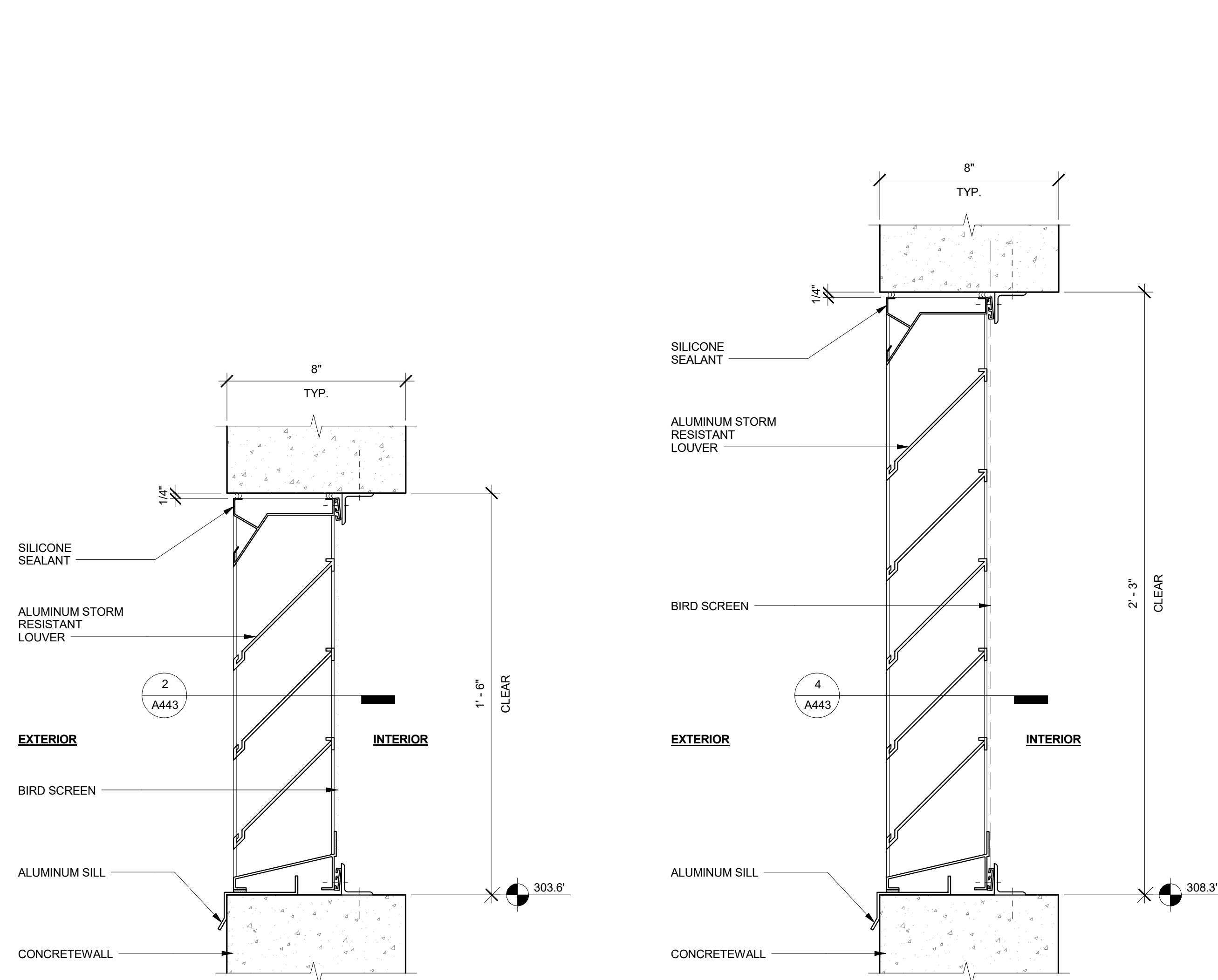


4 ALUMINUM STORM RESISTANT LOUVER 5 (EXHAUST) - PLAN
3" = 1'-0"



5 ALUMINUM STORM RESISTANT LOUVER 2 (INTAKE) - HEAD/SILL DETAIL
3" = 1'-0"

6 ALUMINUM STORM RESISTANT LOUVER 3 (EXHAUST) - HEAD/SILL DETAIL
3" = 1'-0"



7 ALUMINUM STORM RESISTANT LOUVER 4 (INTAKE) - HEAD/SILL DETAIL
3" = 1'-0"

8 ALUMINUM STORM RESISTANT LOUVER 5 (EXHAUST) - HEAD/SILL DETAIL
3" = 1'-0"

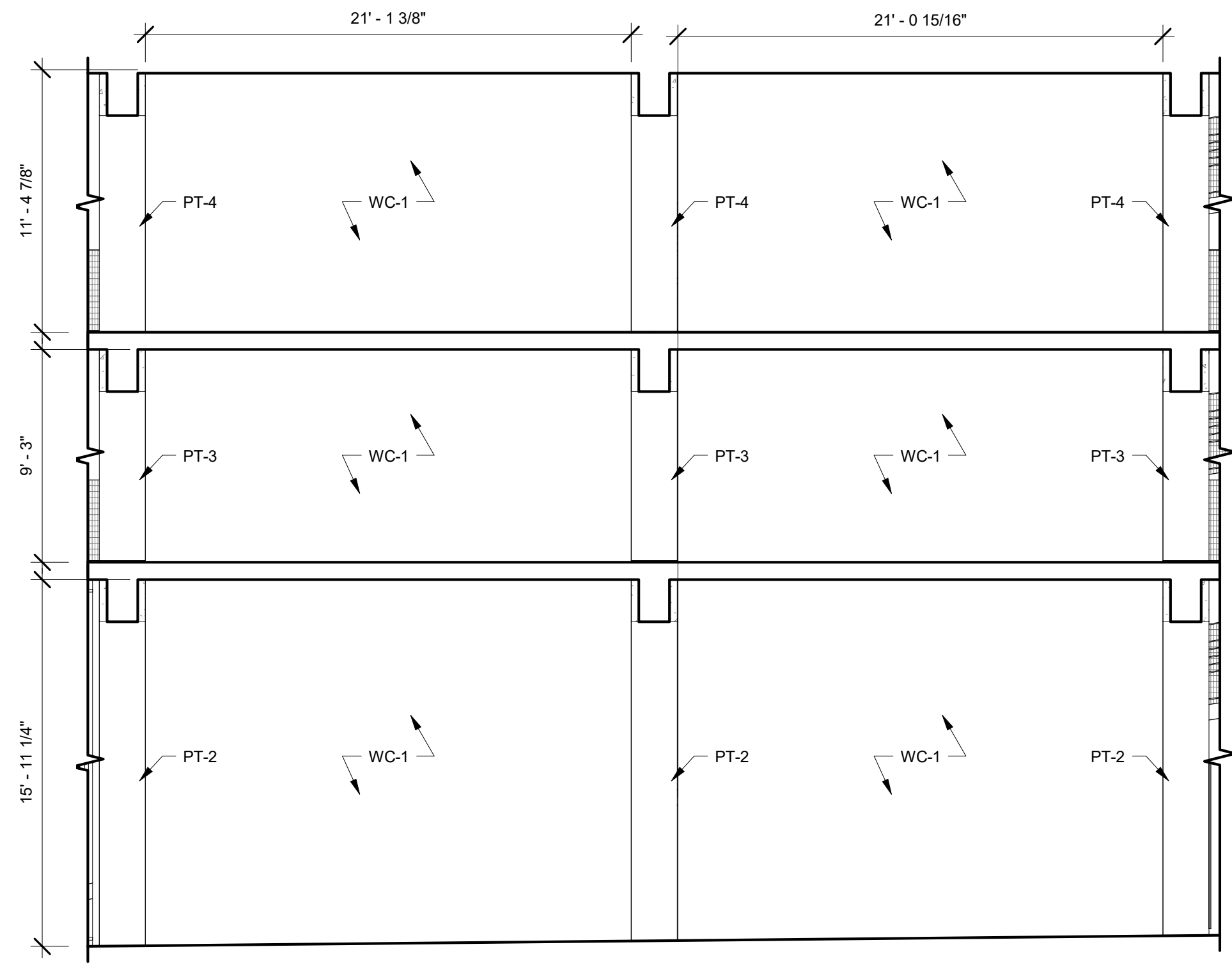
FERRARO CHOI

FERRARO CHOI AND ASSOCIATES LTD
ARCHITECTURE / INTERIOR ARCHITECTURE / RESEARCH
1240 ALA MOANA BLVD. STE 510, HONOLULU, HI 96814
TEL 808.533.8880 FAX 808.599.3769 www.ferrarochoi.com

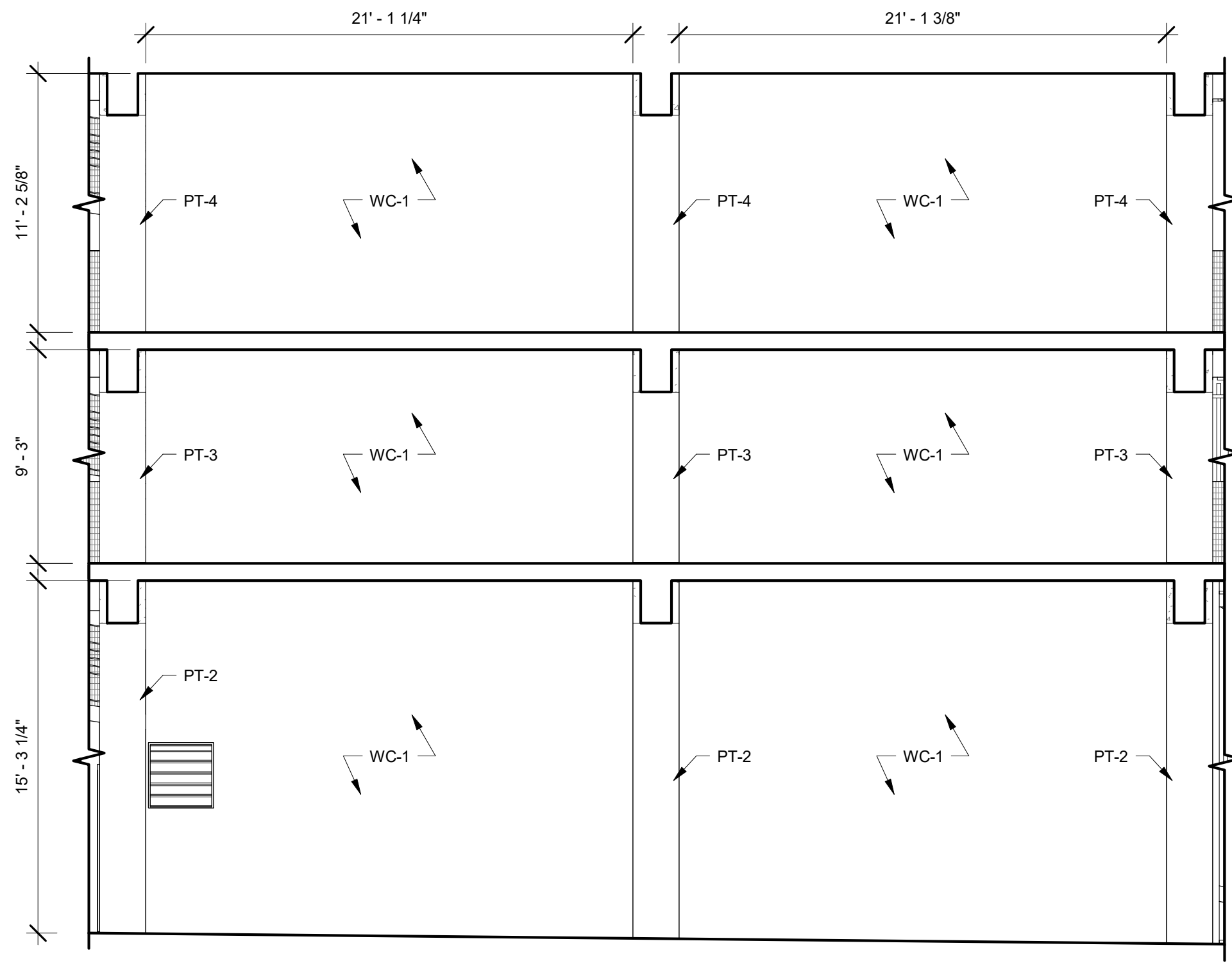
WAILUKU CIVIC COMPLEX PHASE 1B
100% FINAL DESIGN
[PUVABUUPUVUWUP]

PROJECT:	2017-001	REVISIONS:	◀◀◀◀◀◀
DRAWN:	RB	SHEET TITLE:	MISC. DETAILS
DATE:	7/25/2019	CADD FILE:	
PHASE:	1B	SHEET:	A443
		OF SHEETS:	

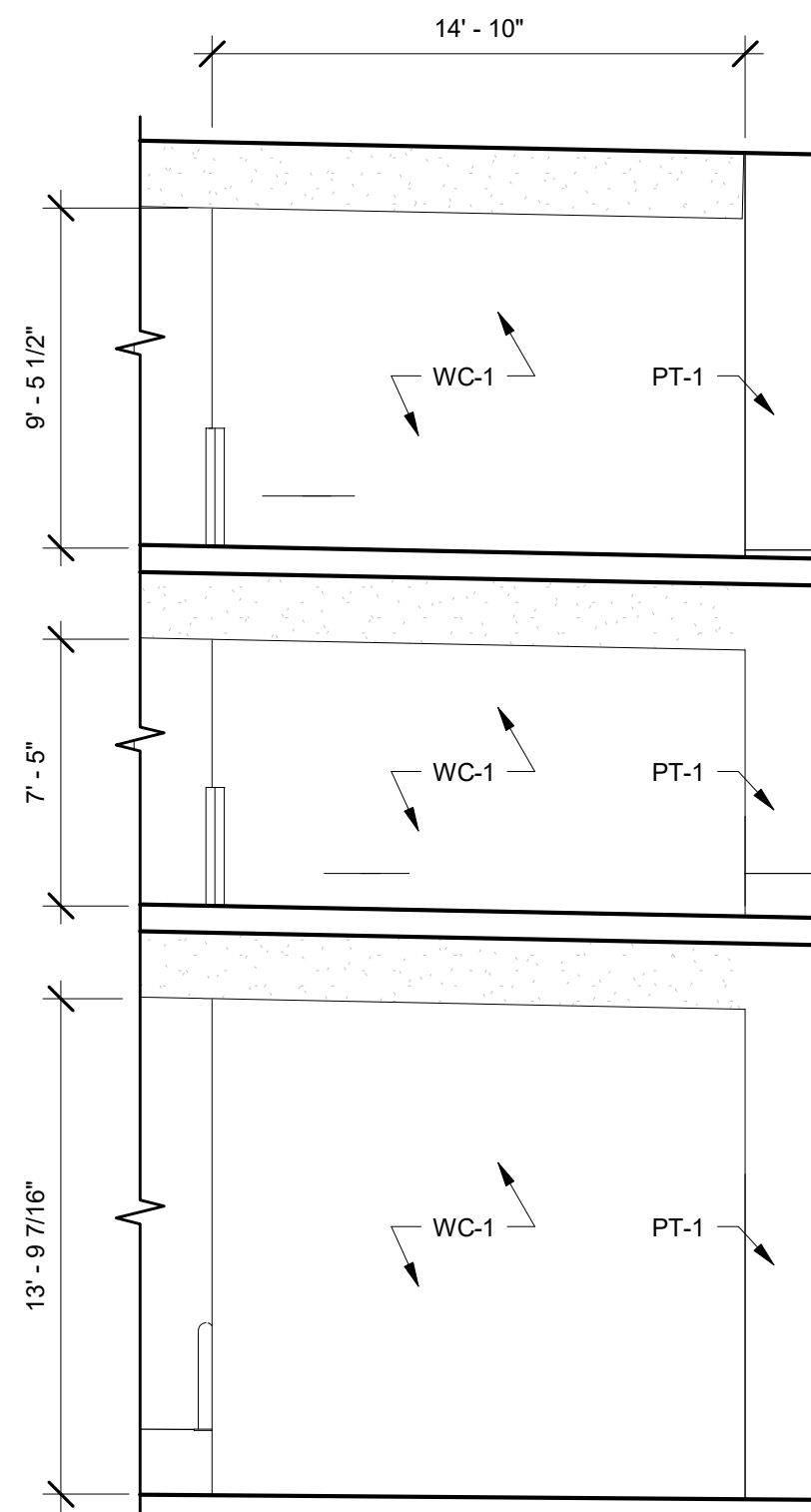
COPYRIGHT PROTECTED: THIS WORK IS PROTECTED UNDER THE 1990 ARCHITECTURAL WORKS COPYRIGHT PROTECTION ACT



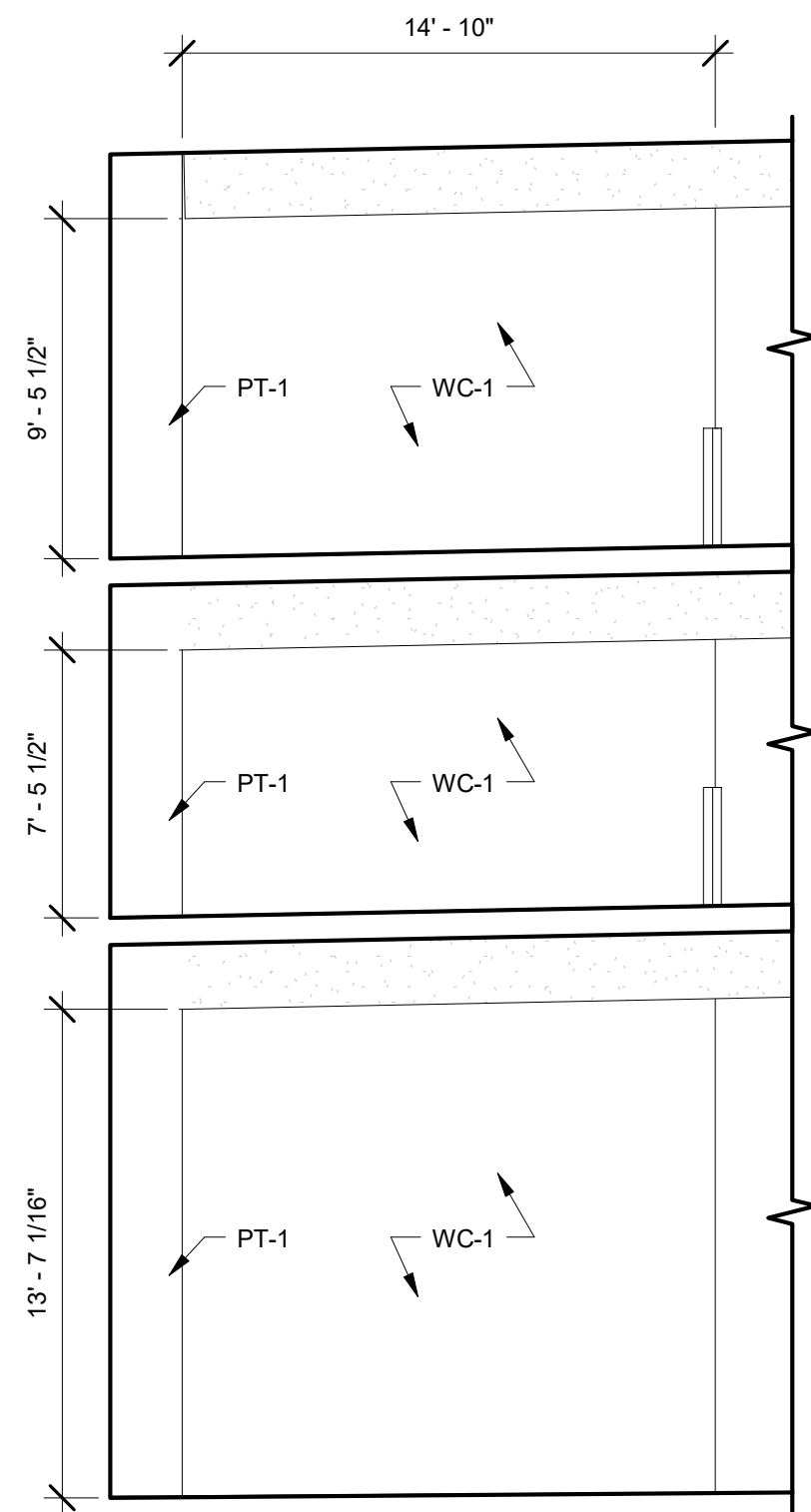
5 PARKING GARAGE RAMP
3/16" = 1'-0"



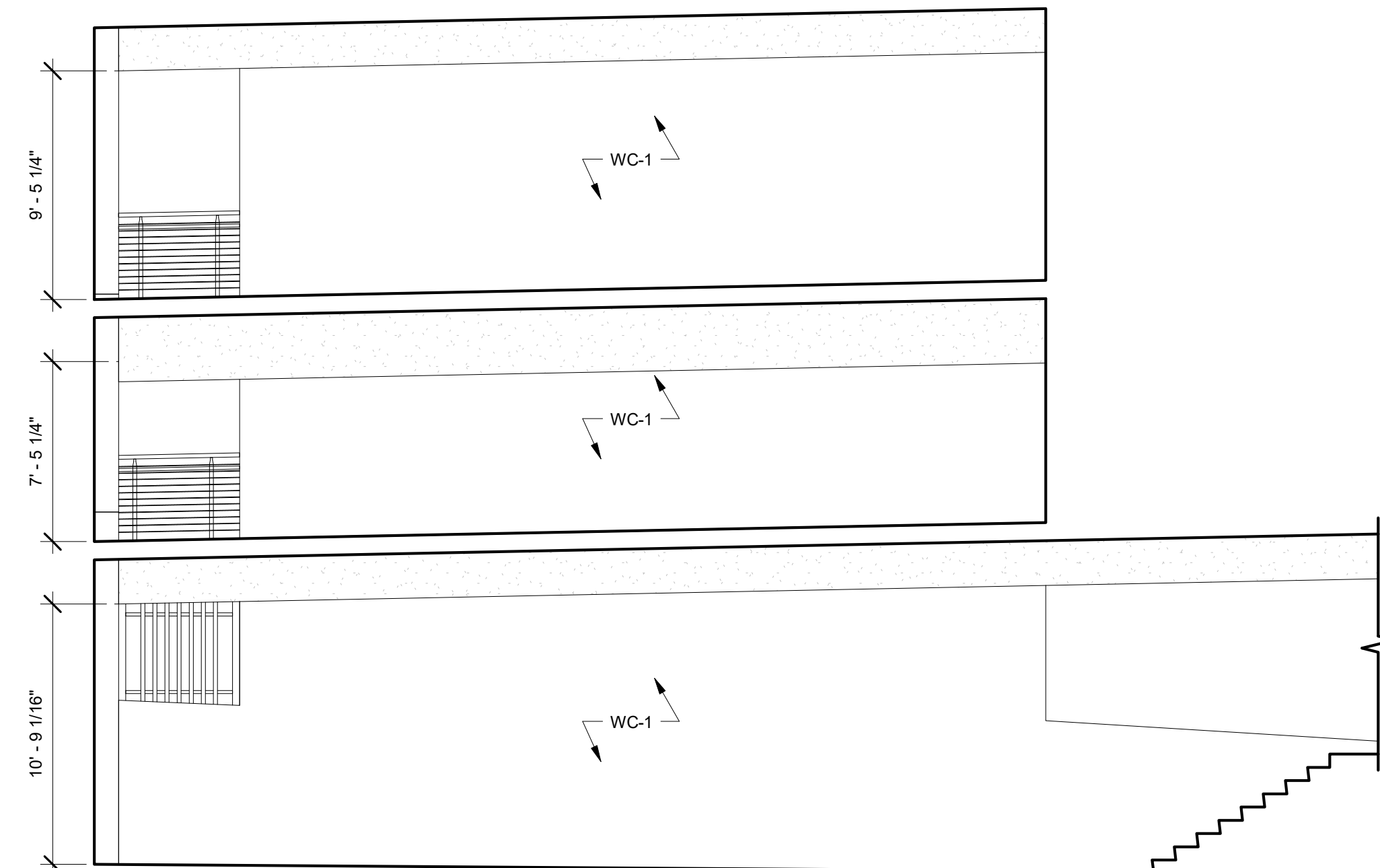
4 PARKING GARAGE RAMP
3/16" = 1'-0"



3 ELEVATOR LOBBY
3/16" = 1'-0"



2 ELEVATOR LOBBY
3/16" = 1'-0"



1 CENTRAL EGRESS STAIR
3/16" = 1'-0"

INTERIOR ELEVATIONS

GENERAL NOTES:

• REFER TO INTERIOR FINISH LEGEND AND ROOM SCHEDULE FOR MORE INFORMATION.

FERRARO CHOI

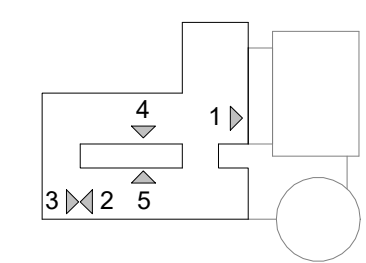
FERRARO CHOI AND ASSOCIATES LTD
ARCHITECTURE / INTERIOR ARCHITECTURE / RESEARCH
1240 A LA MOANA BLVD. STE. 510, HONOLULU, HI 96814
TEL 808.533.8880 FAX 808.599.3769 www.ferrarochoi.com

WAILUKU CIVIC COMPLEX PHASE 1B
100% FINAL DESIGN
[Signature]

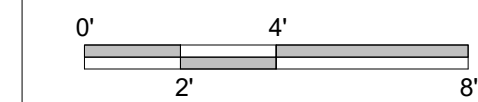
SHEET TITLE:
INTERIOR ELEVATIONS

CADD FILE:

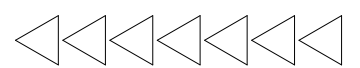
KEYPLAN:



GRAPHIC SCALE: [1/4" = 1'-0"]



REVISIONS:



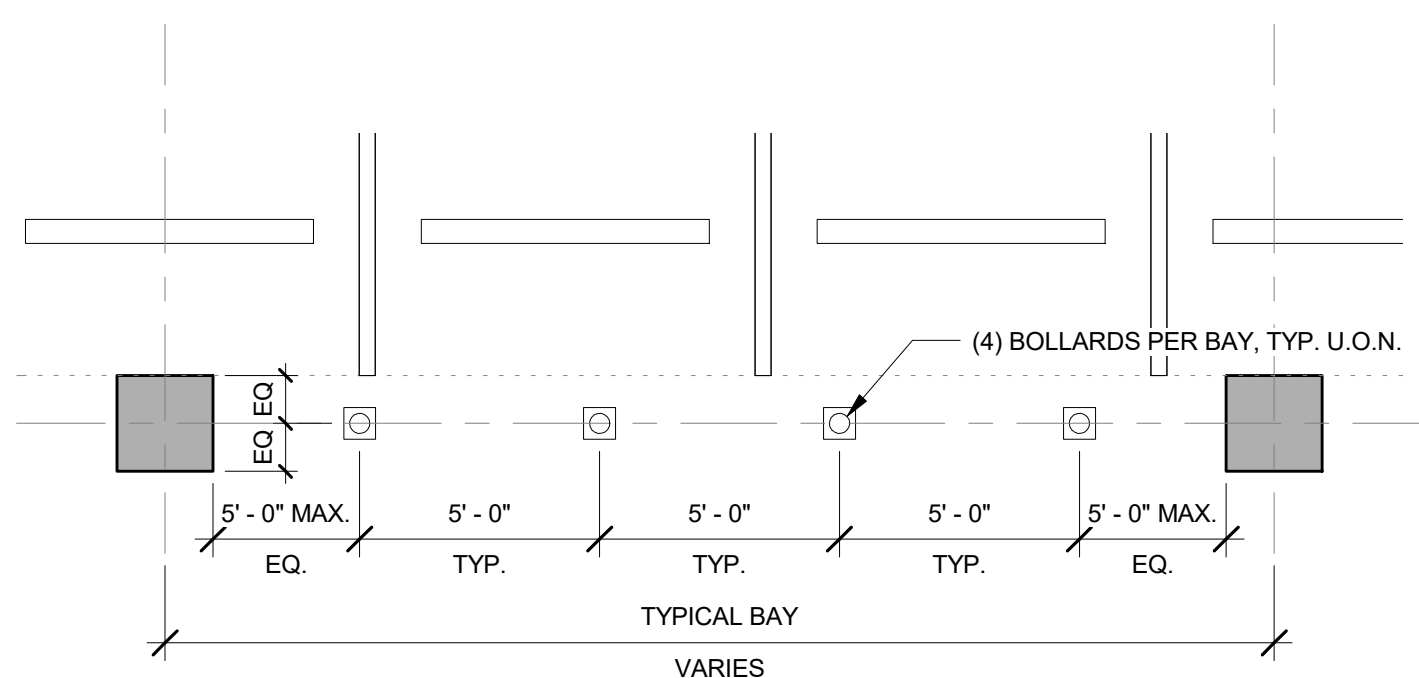
PROJECT: 2017-001

DRAWN: FCA

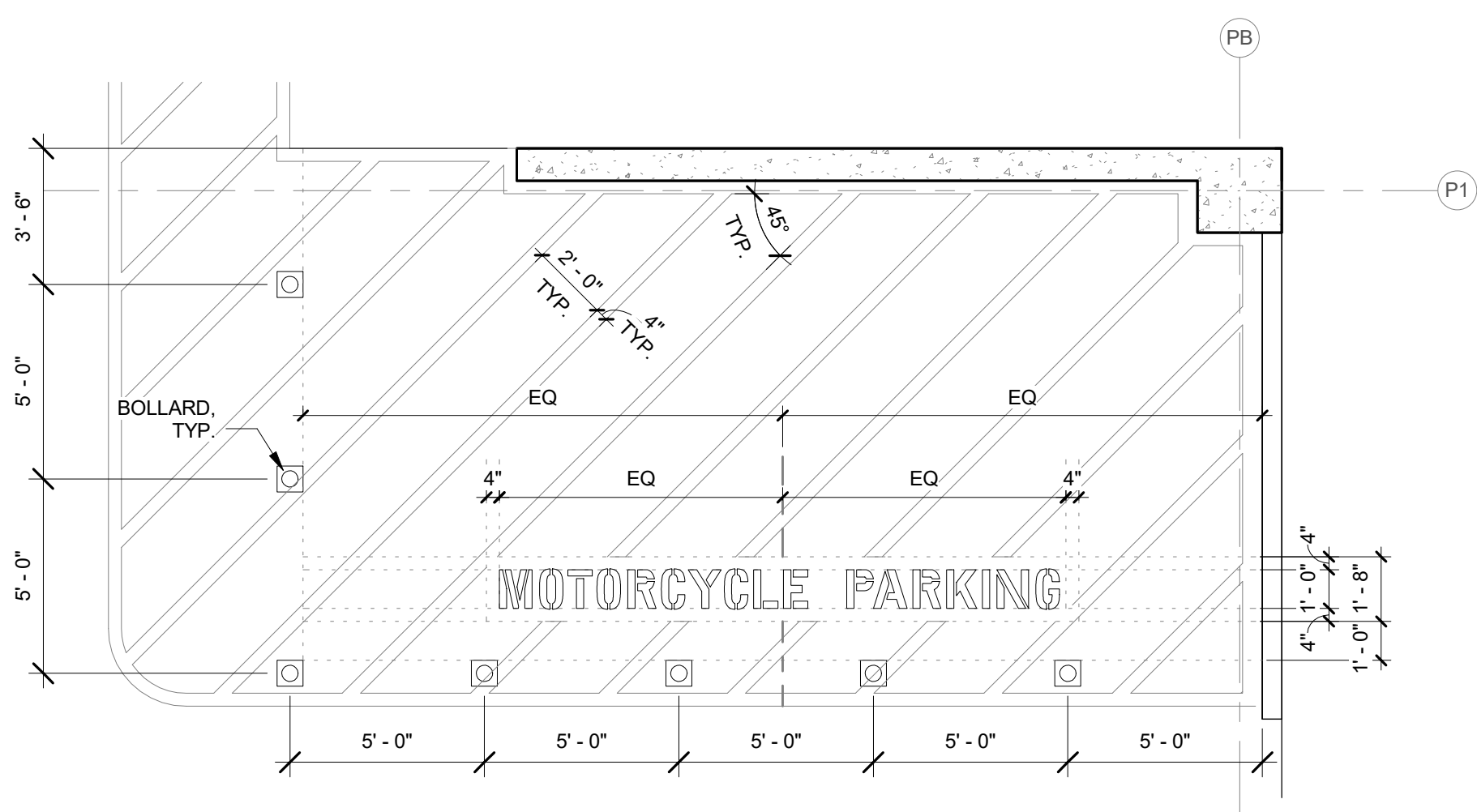
DATE: 7/25/2019

PHASE: SHEET: 1B A451

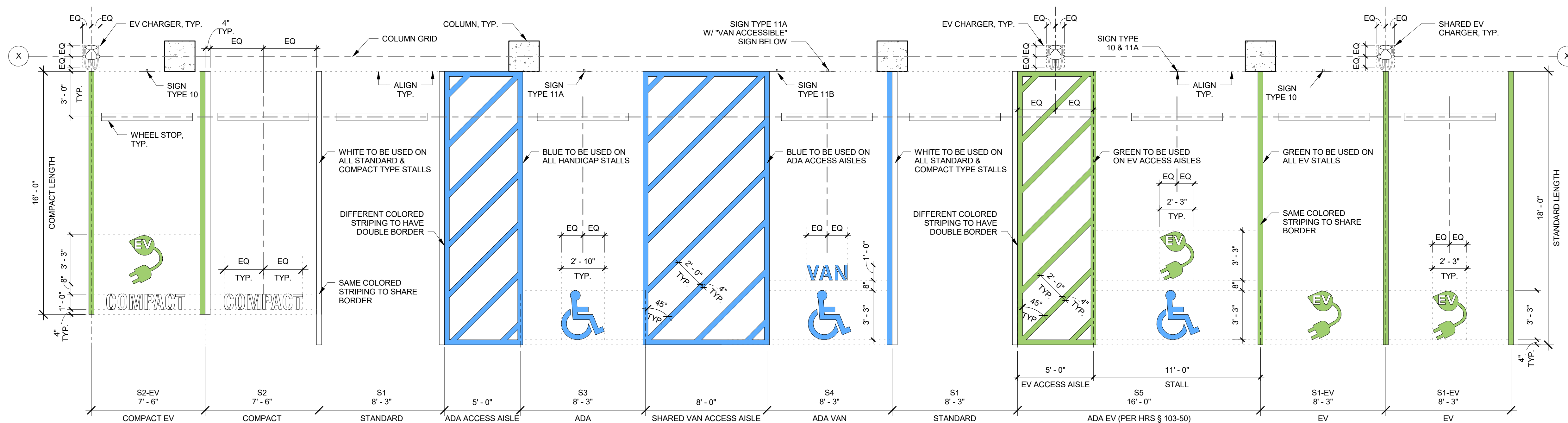
OF SHEETS



3 TYPICAL BOLLARD SPACING
1/4" = 1'-0"



2 MOTORCYCLE PARKING STRIPING
1/4" = 1'-0"



1 PARKING STALL TYPES
1/4" = 1'-0"

**WAILUKU
CIVIC COMPLEX
PHASE 1B**
100% FINAL DESIGN

SHEET TITLE:
FINISH SCHEDULE

PROJECT: 2017-001

REVISIONS: 

DRAWN: FCA

DATE: 7/25/2019

PHASE: SHEET:
1B A601
OF SHEETS

CADD FILE:

SIGNATURE
THIS WORK WAS PREPARED BY ME OR UNDER MY CLOSE PERSONAL SUPERVISION AND I AM A LICENSED ARCHITECT UNDER THE PROFESSIONAL ARCHITECTURE LAW OF THE STATE OF HAWAII. I AM NOT PROVIDING ARCHITECTURAL SERVICES UNDER ANY OBSERVATION, SEAL, OR DEPARTMENT OF COMMERCE AND CONSUMER AFFAIRS.
LICENSE EXPIRATION DATE: 4/30/20

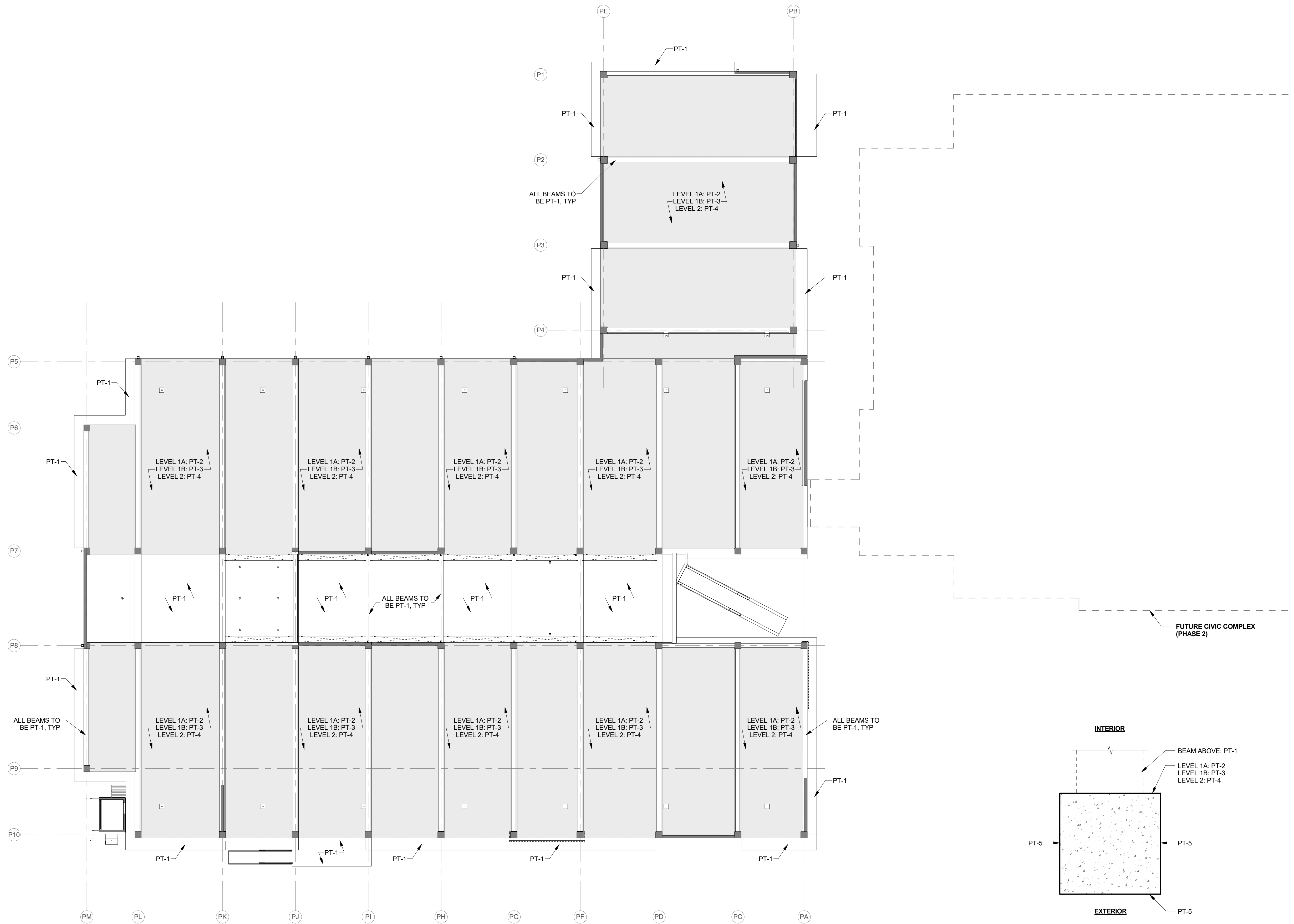
FERRARO CHOI

FERRARO CHOI AND ASSOCIATES LTD
ARCHITECTURE / INTERIOR ARCHITECTURE / RESEARCH
1240 A LA MOANA BLVD. STE 510, HONOLULU, HI 96814
TEL 808.533.8880 FAX 808.599.3769 www.ferrarchoi.com

COPYRIGHT PROTECTED: THIS WORK IS PROTECTED UNDER THE 1990 ARCHITECTURAL WORKS COPYRIGHT PROTECTION ACT

FINISH SCHEDULE											
ROOM NO.	ROOM NAME	AREA	FLOOR	BASE	WALL	WAINSCOT	CEILING	CASEWORK, COUNTER	CASEWORK, CABINETS	WINDOW TREATMENT	COMMENTS
101	BELOW RAMP STORAGE	371 SF	SC-1	-	-	-	-	-	-	-	
102	SECURITY ROOM	214 SF	SC-1	-	-	-	-	-	-	-	
103	PARKING GARAGE STORAGE 1	632 SF	SC-1	-	-	-	-	-	-	-	
104	ELECTRIC ROOM	199 SF	SC-1	-	-	-	-	-	-	-	
105	PARKING GARAGE STORAGE 2	557 SF	SC-1	-	-	-	-	-	-	-	
106	GENERATOR ENCLOSURE	687 SF	SC-1	-	-	-	-	-	-	-	
107	TRASH ENCLOSURE	146 SF	SC-1	-	-	-	-	-	-	-	

FINISH LEGEND				
SYMBOL	MATERIAL DESCRIPTION	MANUFACTURER (OR APPROVED EQUAL)	COLOR/PATTERN	COMMENTS
AL-1	EXTRUDED ALUMINUM PANEL	KNOTWOOD	6" PLANKS, COLOR: EASTERN MAHOGANY WOODGRAIN	SUNSHADE BLADE
AL-2	EXTRUDED ALUMINUM PANEL	KNOTWOOD	COLOR: CHARCOAL	SUNSHADE FACIA
AL-3	EXTRUDED ALUMINUM FENCE	KNOTWOOD	6" PLANKS, COLOR: EASTERN MAHOGANY WOODGRAIN	
CSC-1	CEMENTICIOUS SKIM COAT	OMEGA		
PT-1	PAINT	SHERWIN WILLIAMS	WINDFRESH WHITE SW7628, LOW LUSTRE FINISH, EXTERIOR FORMULA	BASE PAINT AND DOORS
PT-2	PAINT	PPG PAINTS	PPG1126-5 ZEBRA GRASS	LEVEL 1A CEILING
PT-3	PAINT	PPG PAINTS	PPG16-02 SUMMER SPICE	LEVEL 1B CEILING
PT-4	PAINT	PPG PAINTS	PPG1040-4 HOW HANDSOME	LEVEL 2 CEILING
PT-5	PAINT	PPG PAINTS	PPG1170-4 SPRING LILAC	LEVEL 3
PT-6	PAINT	PPG PAINTS	PPG1010-4 STEPPING STONE	COLUMNS
PT-7	PAINT	PPG PAINTS	PPG1010-7 ZOMBIE	STAIR STRINGERS
SC-1	SEALED CONCRETE			
WC-1	WALLCOVERING	TBD	VINYL WALLCOVERING	



1 TYPICAL REFLECTED CEILING FINISH PLAN
1/16" = 1'-0"

2 TYPICAL COLUMN FINISH
1" = 1'-0"

FINISH REFLECTED CEILING PLAN

GENERAL NOTES:

- ALL BEAMS TO BE PT-1
- UNDERSIDE OF PERIMETER OF SLAB TO BE PT-1
- UNDERSIDE OF RAMP TO BE PT-1
- CEILINGS BAYS TO BE:
PT-2 AT LEVEL 1A
PT-3 AT LEVEL 1B
PT-4 AT LEVEL 2
- ALL COLUMNS TO BE PT-5 EXCEPT AT INTERIOR FACE. SEE TYPICAL COLUMN FINISH FOR MORE INFORMATION

FERRARO CHOI

SIGNATURE
LICENSE EXPIRATION DATE 4/30/20
THIS WORK WAS PREPARED BY ME OR UNDER MY CLOSE PERSONAL SUPERVISION AND I AM A LICENSED ARCHITECT UNDER THE PROFESSIONAL ARCHITECTURE ACT OF THE STATE OF HAWAII. I AM NOT PROVIDING CONTRACT ADMINISTRATION SERVICES UNDER THE PROFESSIONAL ARCHITECTURE ACT OF THE STATE OF HAWAII.
FERRARO CHOI AND ASSOCIATES LTD
 ARCHITECTURE / INTERIOR ARCHITECTURE / RESEARCH
 1240 A LA MOANA BLVD., STE. 510, HONOLULU, HI 96814
 TEL 808.533.8880 FAX 808.599.3769 WWW.FERRAROCHOI.COM

WAILUKU CIVIC COMPLEX PHASE 1B
 100% FINAL DESIGN
 [PUYARUUPUJUVUWUP]

SHEET TITLE:
 FINISH REFLECTED CEILING PLAN

CADD FILE:

PROJECT: 2017-001

DRAWN: Author

DATE: 7/25/2019

PHASE: 1B

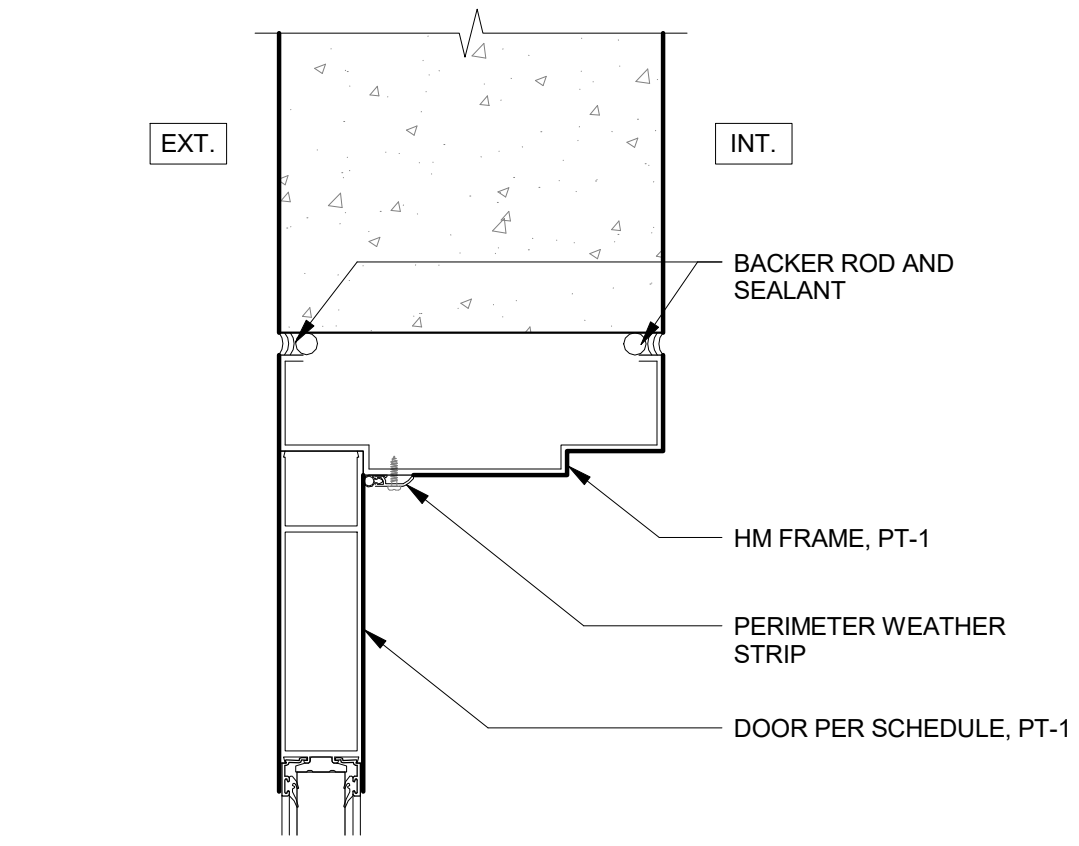
SHEET: A602

OF SHEETS:

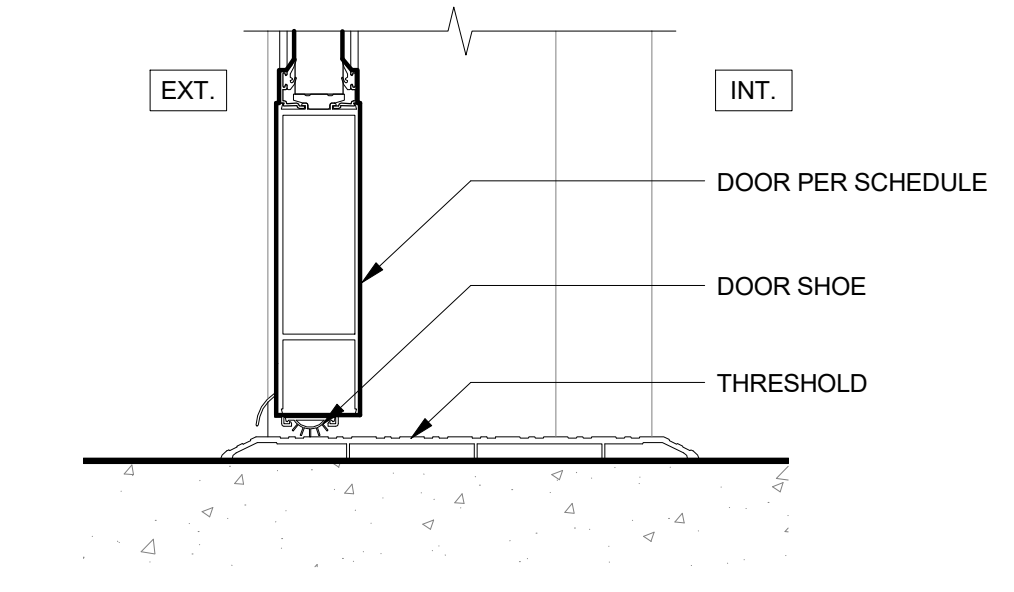
OF SHEETS:

DOOR TYPES
 GENERAL NOTES:
 • ALL VISION GLASS IN DOORS TO BE TEMPERED SAFETY GLASS.
 • REFER TO TELECOM SHEETS FOR DOOR SECURITY.
 • SEE SPECS. FOR HARDWARE TYPE.

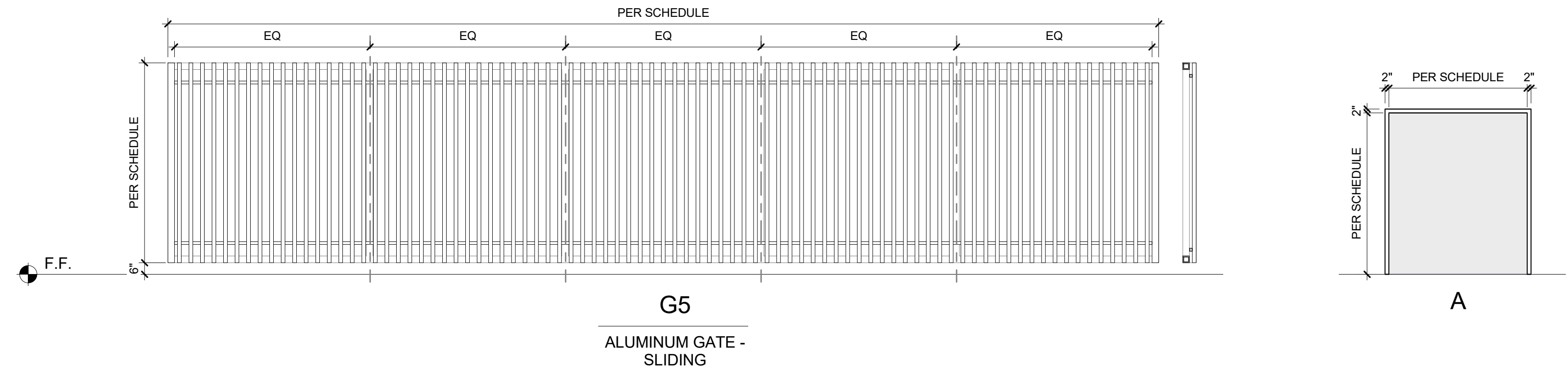
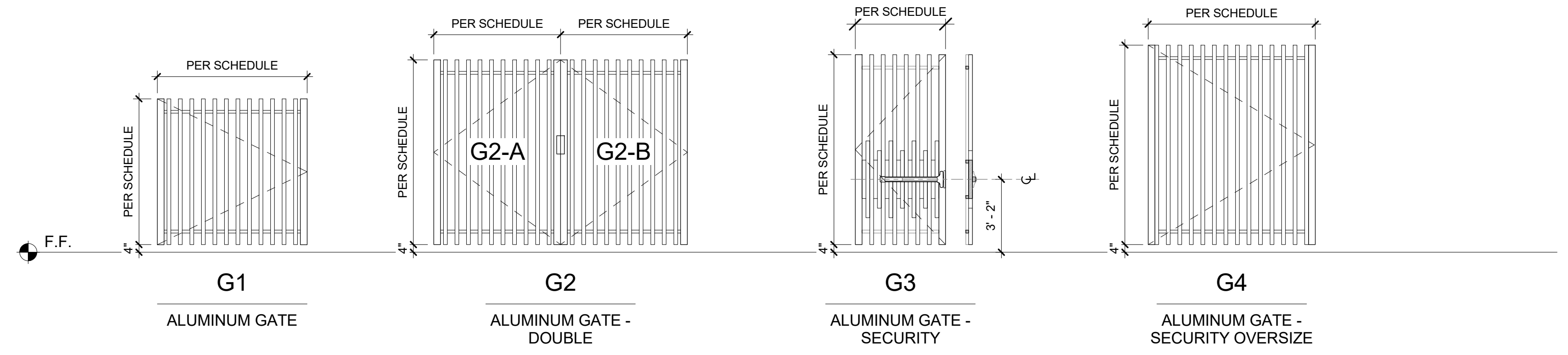
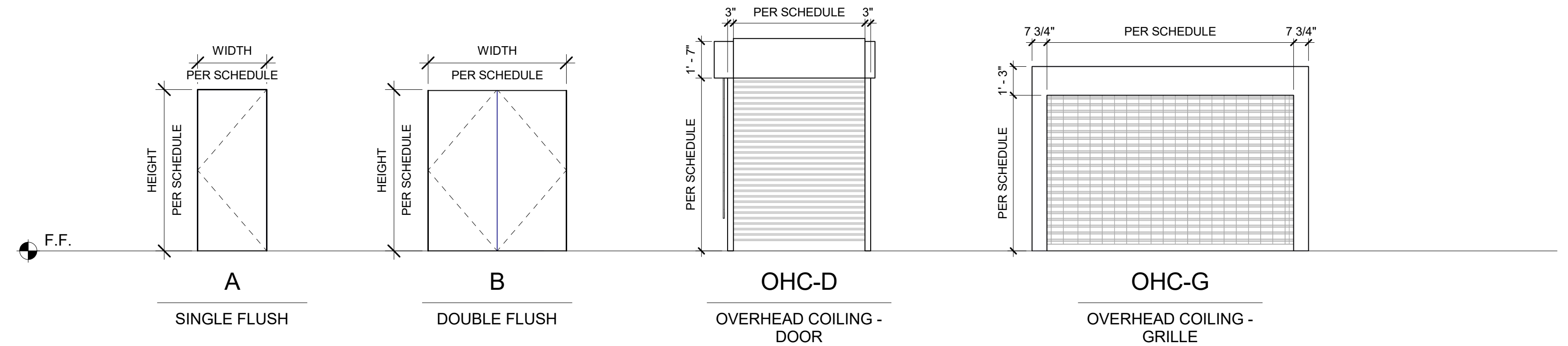
DOOR NO.	ROOM NAME	TYPE	DOOR				FIRE RATING	FRAME					DETAIL	SILL	COMMENTS
			WIDTH	HEIGHT	THICKNESS	MATERIAL		FINISH	TYPE	MATERIAL	FINISH	JAMB			
100-1	CENTRAL STAIRCASE	G3	2' - 11 1/2"	8' - 3 3/16"	0' - 2"							N/A	N/A	PANIC HARDWARE	
100-2	CENTRAL STAIRCASE	G5	31' - 4 7/8"	8' - 5 1/16"	0' - 2"							4 / A435	4 / A4325	HASP LOCK	
100-4	EXEC. CENTER SETBACK	G1	3' - 5"	7' - 0"	0' - 2"							N/A	N/A	HASP LOCK	
100-5	EXEC. CENTER SETBACK	G1	3' - 5"	7' - 0"	0' - 2"							N/A	N/A	HASP LOCK	
101-1	BELOW RAMP STORAGE	B	6' - 0"	7' - 0"	0' - 1 3/4"	HM	PT-1	A	HM	PT-1		1 / A612	2 / A612		
102-1	SECURITY ROOM	A	3' - 0"	7' - 0"	0' - 1 3/4"	HM	PT-1	A	HM	PT-1		1 / A612	2 / A612		
103-1	PARKING GARAGE STORAGE 1	B	6' - 0"	7' - 0"	0' - 1 3/4"	HM	PT-1	A	HM	PT-1		1 / A612	2 / A612		
104-1	ELECTRIC ROOM	A	3' - 0"	7' - 0"	0' - 1 3/4"	HM	PT-1	A	HM	PT-1		1 / A612	2 / A612		
104-2	ELECTRIC ROOM	A	3' - 0"	7' - 0"	0' - 1 3/4"	HM	PT-1	A	HM	PT-1		1 / A612	2 / A612		
105-1	PARKING GARAGE STORAGE 2	B	6' - 0"	7' - 0"	0' - 1 3/4"	HM	PT-1	A	HM	PT-1		1 / A612	2 / A612		
106-1A	GENERATOR ENCLOSURE	G2	4' - 11"	7' - 0"	0' - 2"							N/A	N/A	HASP LOCK	
106-1B	GENERATOR ENCLOSURE	G2	4' - 11"	7' - 0"	0' - 2"							N/A	N/A	HASP LOCK	
107-1A	TRASH ENCLOSURE	G2	2' - 5"	7' - 0"	0' - 2"							N/A	N/A	LOCKING GATE PIN	
107-1B	TRASH ENCLOSURE	G2	5' - 1 1/2"	7' - 0"	0' - 2"							N/A	N/A	LOCKING GATE PIN	
100B-1	PARKING 1B	G3	2' - 11"	8' - 8"	0' - 2"							N/A	N/A	PANIC HARDWARE	
100B-2	PARKING 1B	G4	6' - 9"	8' - 8"	0' - 2"							N/A	N/A	LOCKING GATE PIN	



1 H.M. FRAME HEAD/JAMB
 3" = 1'-0"

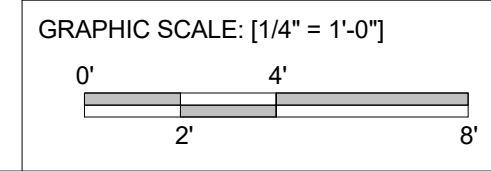


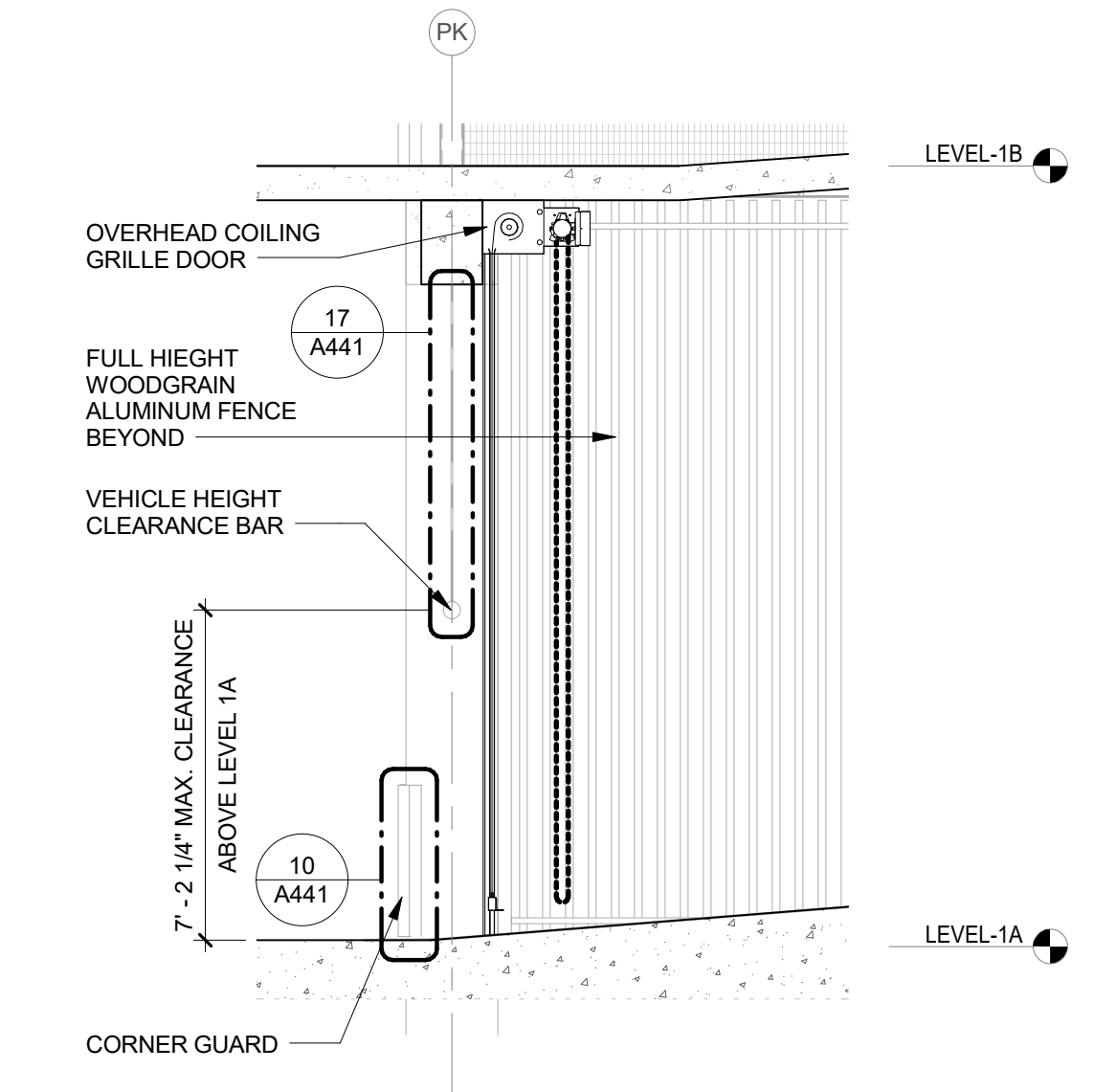
2 TYPICAL THRESHOLD DETAIL
 3" = 1'-0"



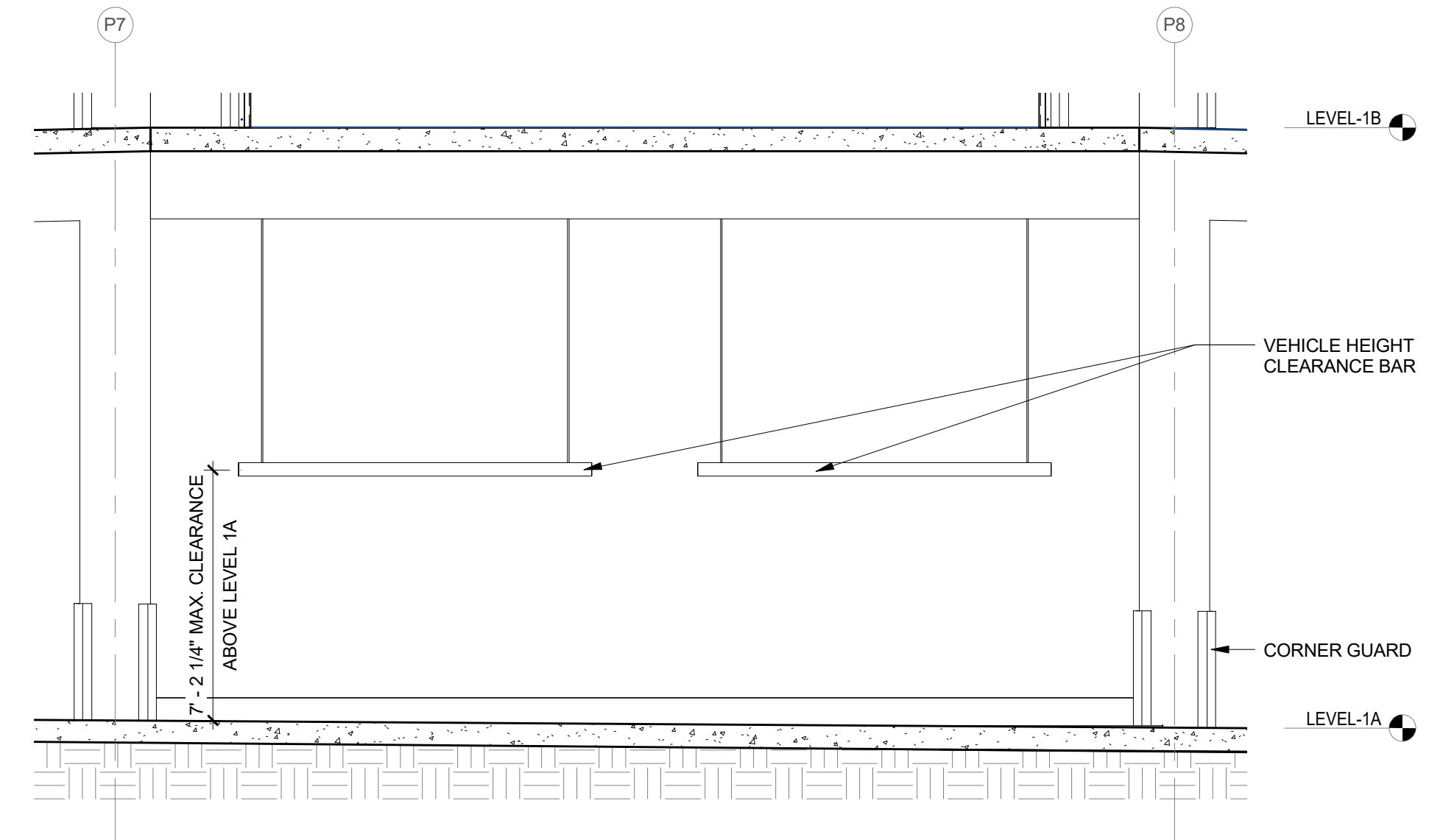
DOOR TYPE LEGEND

DOOR FRAME TYPE LEGEND

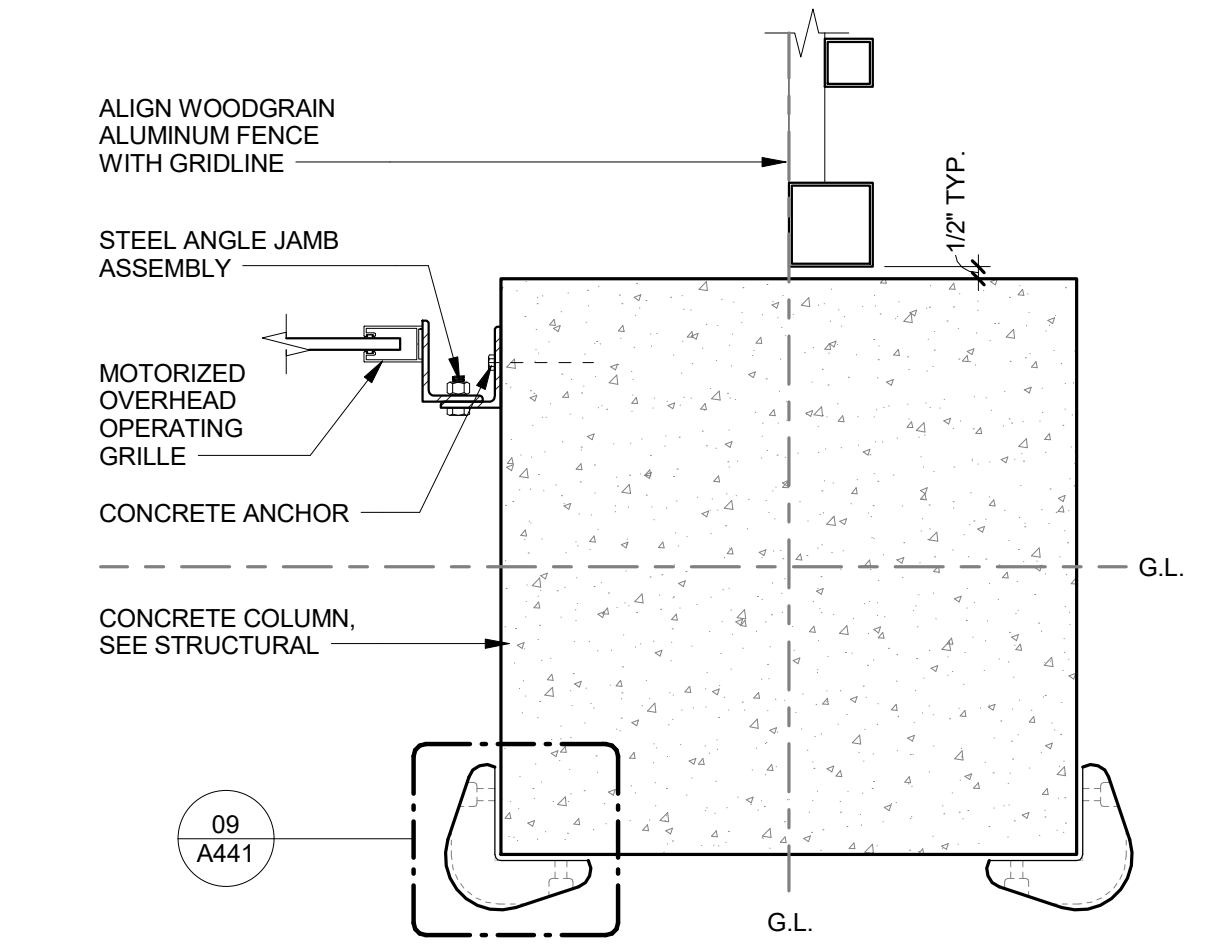




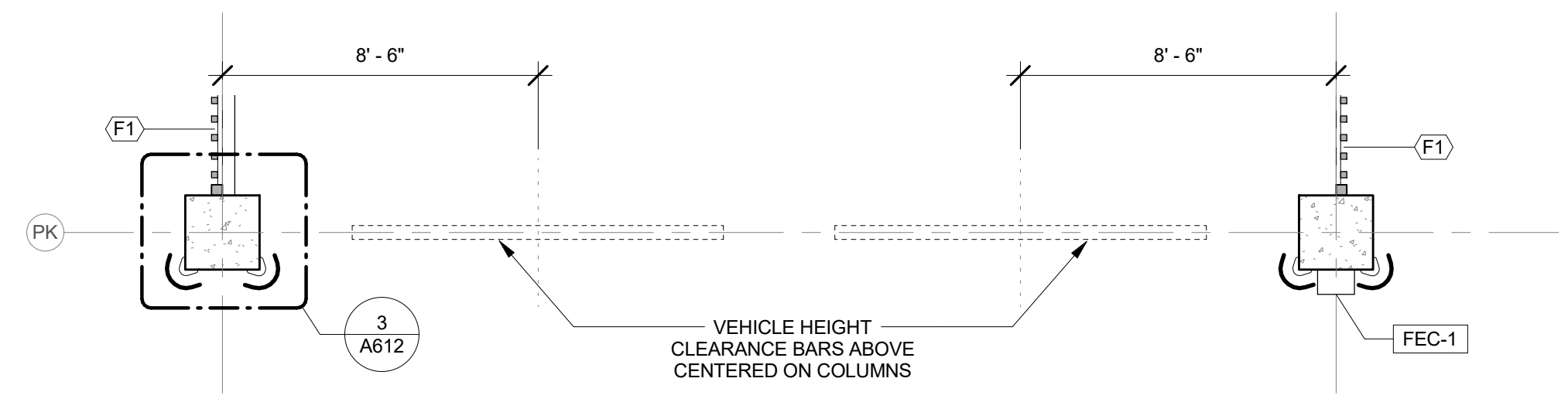
④ OVERHEAD COILING GRILLE DOOR - SECTION
1/4" = 1'-0"



⑦ OVERHEAD COILING GRILLE DOOR - ELEVATION
1/4" = 1'-0"

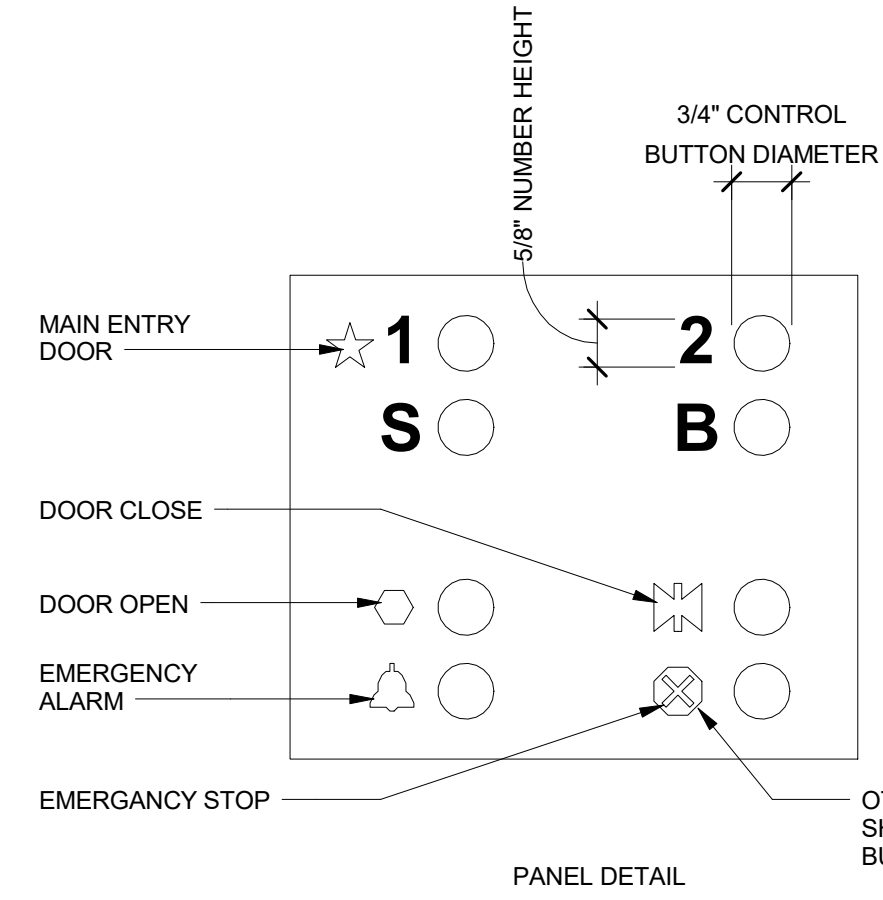
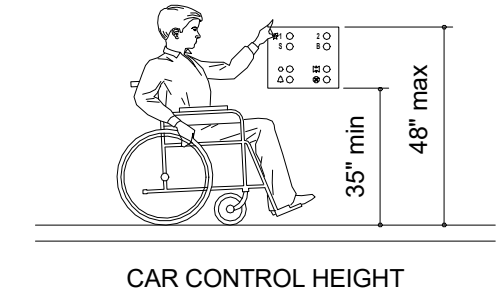
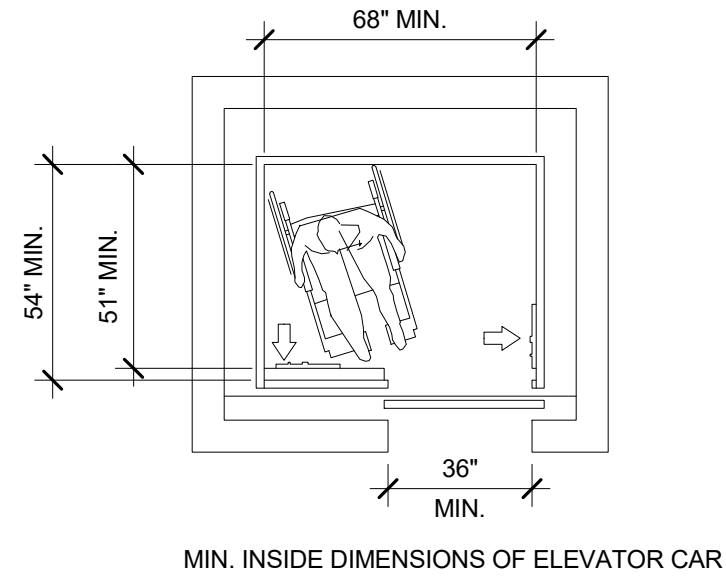
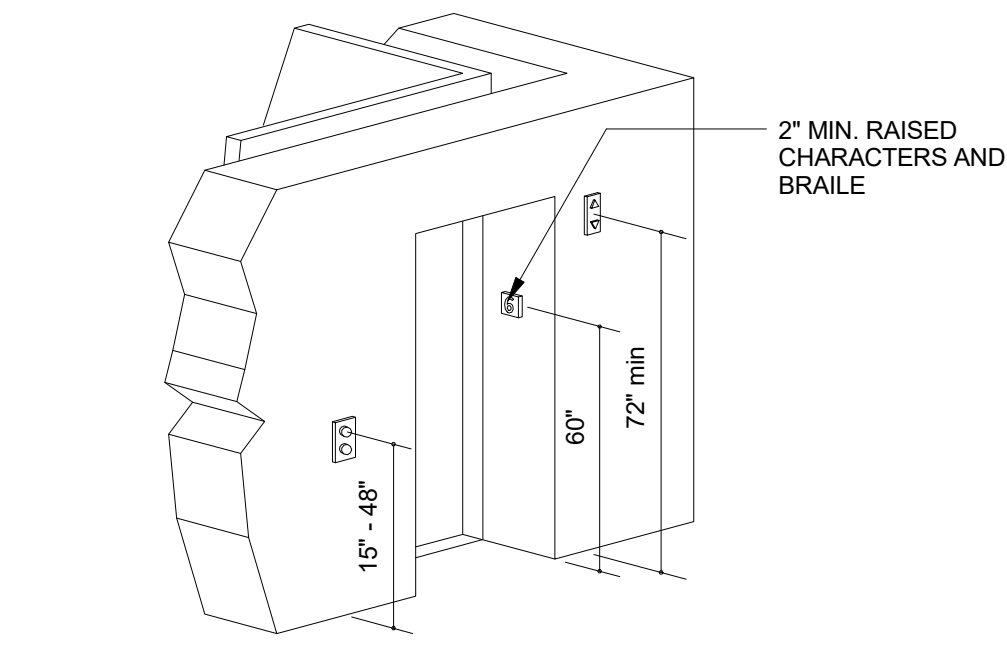


③ OVERHEAD COILING GRILLE DOOR - JAMB
1 1/2" = 1'-0"

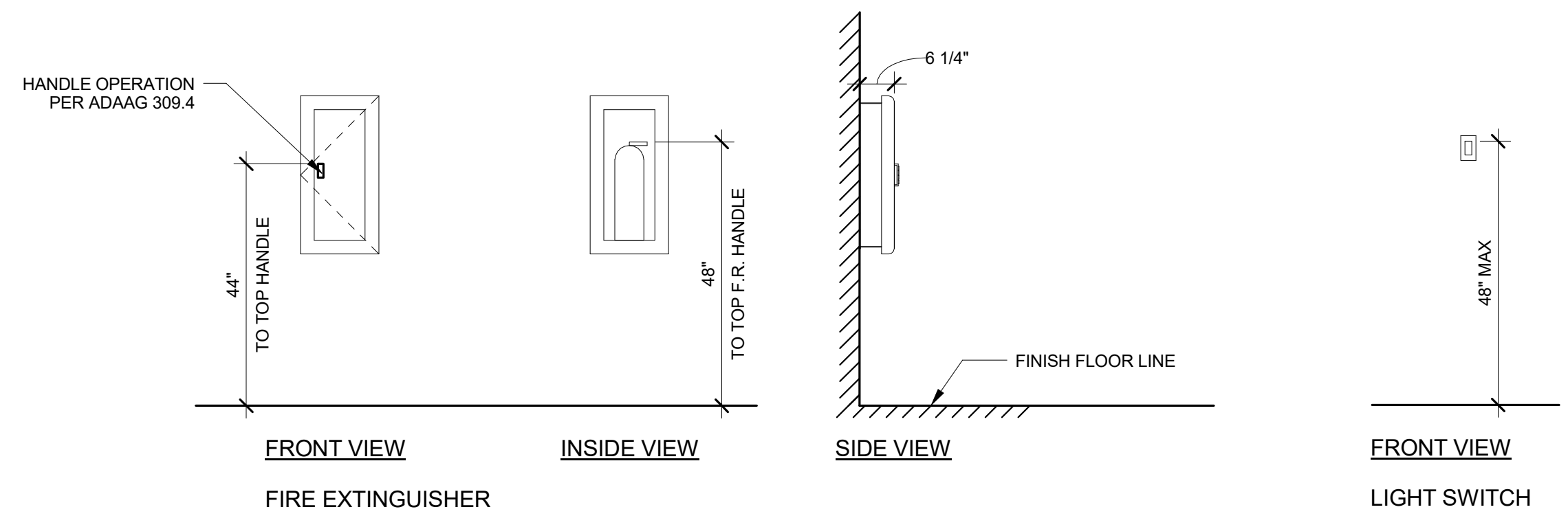


⑥ OVERHEAD COILING GRILLE DOOR - PLAN
1/4" = 1'-0"

<p>PROJECT: 2017-001</p> <p>DRAWN: FCA</p> <p>DATE: 7/25/2019</p> <p>PHASE: 1B</p>	<p>REVISIONS:</p> <p>▲▲▲▲▲▲▲▲</p>	<p>SHEET TITLE:</p> <p>DOOR DETAILS</p>	<p style="text-align: center;">WAILUKU CIVIC COMPLEX PHASE 1B</p> <p style="text-align: center;">100% FINAL DESIGN</p> <p style="text-align: center;">[PUVABUUBUPUVUWUWUP]</p>
<p>2017-001</p> <p>FCA</p> <p>7/25/2019</p> <p>1B</p>	<p>▲▲▲▲▲▲▲▲</p>	<p>DOOR DETAILS</p>	<p style="text-align: center;">FERRARO CHOI</p> <p style="text-align: center; font-size: small;">FERRARO CHOI AND ASSOCIATES LTD ARCHITECTURE / INTERIOR ARCHITECTURE / RESEARCH 1240 A LA MOANA BLVD. STE 510, HONOLULU, HI 96814 TEL 808.533.8880 FAX 808.599.3769 www.ferrarochoi.com</p>



① #FCA - ELEVATOR MOUNTING HEIGHTS
1/4" = 1'-0"

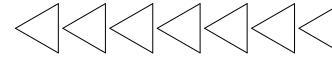


② #FCA - ADA MOUNTING HEIGHTS
1/2" = 1'-0"

SHEET TITLE:
TYPICAL
MOUNTING
HEIGHTS

PROJECT: 2017-001

REVISIONS:



FCA

DATE: 7/25/2019

PHASE:

1B A801

SHEET:

OF

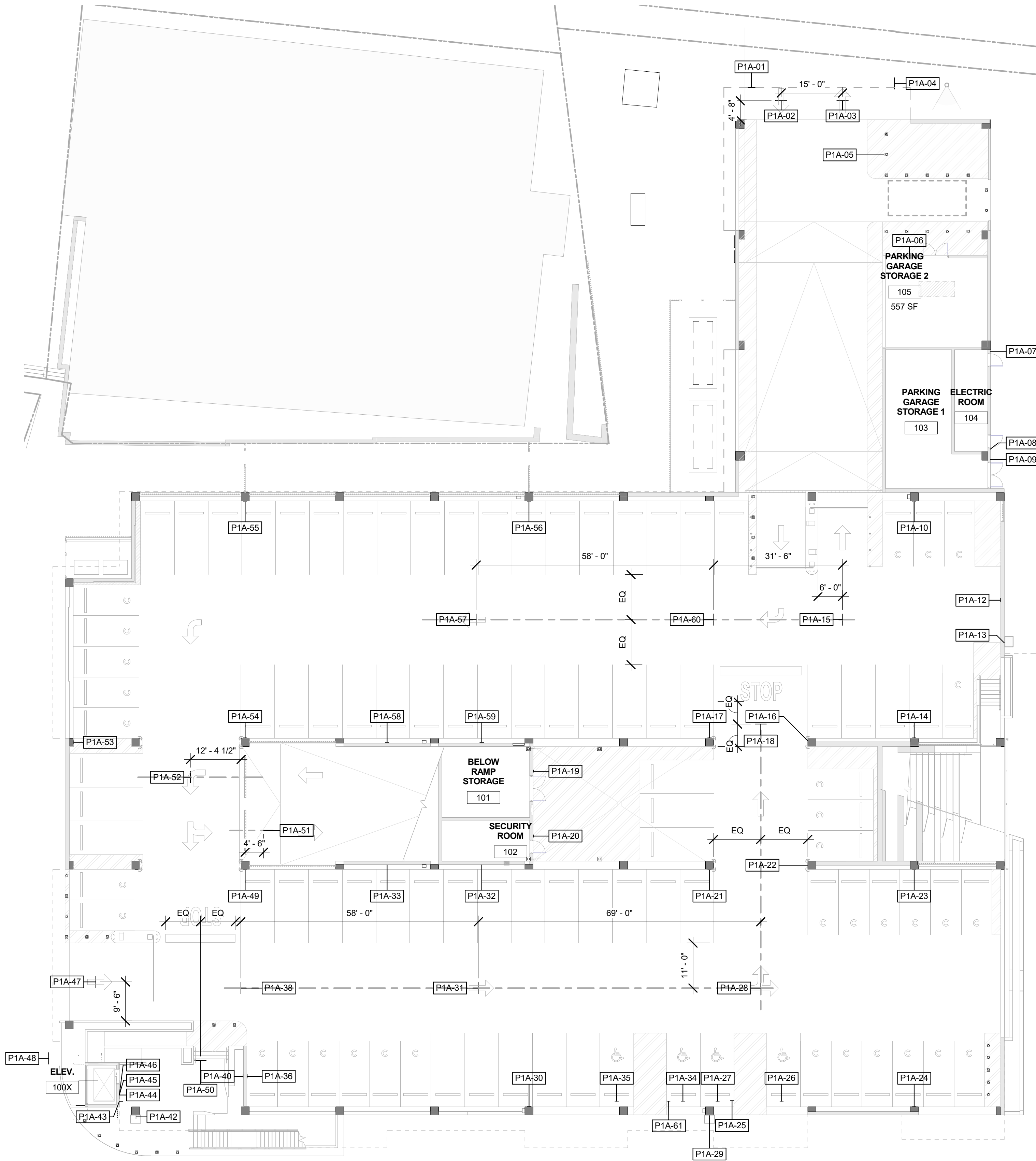
SHEETS

WAILUKU
CIVIC COMPLEX
PHASE 1B
100% FINAL DESIGN
[PUVABUUPUVUWUP]

FERRARO CHOI

FERRARO CHOI AND ASSOCIATES LTD
ARCHITECTURE / INTERIOR ARCHITECTURE / RESEARCH
1240 ALA MOANA BLVD. STE 510, HONOLULU, HI 96814
TEL 808 533 8880 FAX 808 599 3769 www.ferrarochoi.com

SIGNATURE
LICENSE EXPIRATION DATE 4/30/20



SIGNAGE SCHEDULE - LEVEL 1A

SIGN NO.	LOCATION	ROOM NO.	SIGN TYPE	SIGN/ROOM NAME TEXT	ROOM NO. TEXT	MOUNTING TYPE	NOTES
P1A-01	PARKING 1A ENTRY	-	13	30 NORTH CHURCH STREET	-	H	
P1A-02	PARKING 1A ENTRY	-	7	↑ ENTER ONLY	-	F	
P1A-03	PARKING 1A ENTRY	-	7	⊘ EXIT ONLY A HUI HOU	-	F	
P1A-04	PARKING 1A	-	8	-	-	G	
P1A-05	PARKING 1A ENTRY	-	7	↓ MOPED & MOTORCYCLE PARKING	-	F	
P1A-06	BATTERY STORAGE	105	1	BATTERY STORAGE	105	A	
P1A-07	PARKING GARAGE STORAGE	104	1	ELECTRICAL	104	A	
P1A-08	PARKING GARAGE STORAGE	104	1	ELECTRICAL	104	A	
P1A-09	PARKING GARAGE STORAGE	103	1	STORAGE	103	B	
P1A-10	PARKING 1A	-	5	1A	-	I	
P1A-12	PARKING 1A	-	12	-	-	-	REFER TO INTERIOR ELEVATIONS
P1A-13	PARKING 1A	-	3	-	-	C	
P1A-14	PARKING 1A	-	5	1A	-	I	
P1A-15	PARKING 1A	-	7	← EXIT → EXIT	-	F	
P1A-16	PARKING 1A	-	5	1A	-	I	
P1A-17	PARKING 1A	-	5	1A	-	I	
P1A-18	PARKING 1A	-	7	↑ EXIT & PARK EV CHARGING ON UPPER FLOORS ⊘ DO NOT ENTER	-	F	
P1A-19	BELOW RAMP STORAGE	101	1	STORAGE	101	B	
P1A-20	SECURITY	102	1	SECURITY	102	A	
P1A-21	PARKING 1A	-	5	1A	-	I	
P1A-22	PARKING 1A	-	5	1A	-	I	
P1A-23	PARKING 1A	-	5	1A	-	I	
P1A-24	PARKING 1A	-	5	1A	-	I	
P1A-25	PARKING 1A	-	11B	-	-	D	
P1A-26	PARKING 1A	-	11A	-	-	D	
P1A-27	PARKING 1A	-	11A	-	-	D	
P1A-28	PARKING 1A	-	7	→ EXIT & PARK ← EXIT ← ↑ PARK	-	F	
P1A-29	PARKING 1A	-	3	-	-	C	
P1A-30	PARKING 1A	-	5	1A	-	I	
P1A-31	PARKING 1A	-	7	↑ ONE WAY ⊘ WRONG WAY	-	F	
P1A-32	PARKING 1A	-	12	-	-	-	REFER TO INTERIOR ELEVATIONS
P1A-33	PARKING 1A	-	12	-	-	-	REFER TO INTERIOR ELEVATIONS
P1A-34	PARKING 1A	-	11A	-	-	D	
P1A-35	PARKING 1A	-	11A	-	-	D	
P1A-36	PARKING 1A	-	12	-	-	-	REFER TO INTERIOR ELEVATIONS
P1A-38	PARKING 1A	-	7	↑ EXIT & PARK EV CHARGING ON UPPER FLOORS ⊘ WRONG WAY	-	F	
P1A-40	PARKING 1A	-	12	-	-	-	REFER TO INTERIOR ELEVATIONS
P1A-42	PARKING 1A	-	3	-	-	C	
P1A-43	ELEV. 'C'	100	2	-	-	C	
P1A-44	ELEV. 'C'	100	5	1A	-	I	
P1A-45	ELEV. 'C'	100	4	IN CASE OF FIRE USE STAIRS	-	A	
P1A-46	PARKING 1A	-	6	-	-	A	
P1A-47	PARKING 1A	-	7	↑ ENTER ONLY ⊘ DO NOT ENTER	-	F	
P1A-48	PARKING 1A ENTRY	-	8	-	-	G	
P1A-49	PARKING 1A	-	5	1A	-	I	
P1A-50	PARKING 1A	-	7	← EXIT & PARK ⊘ DO NOT ENTER	-	F	
P1A-51	PARKING 1A RAMP	-	7	↑ PARK EV CHARGING ON UPPER FLOORS	-	F	
P1A-52	PARKING 1A	-	7	→ EXIT & PARK	-	F	
P1A-53	PARKING 1A	-	5	1A	-	I	
P1A-54	PARKING 1A	-	5	1A	-	I	
P1A-55	PARKING 1A	-	5	1A	-	I	
P1A-56	PARKING 1A	-	5	1A	-	I	
P1A-57	PARKING 1A	-	7	↑ ONE WAY ⊘ WRONG WAY	-	F	
P1A-58	PARKING 1A	-	12	-	-	-	REFER TO INTERIOR ELEVATIONS
P1A-59	PARKING 1A	-	12	-	-	-	REFER TO INTERIOR ELEVATIONS
P1A-60	PARKING 1A	-	7	⊘ WRONG WAY ↑ PARK EV CHARGING ON UPPER FLOORS	-	F	
P1A-61	PARKING 1A	-	11B	-	-	D	

FERRARO CHOI

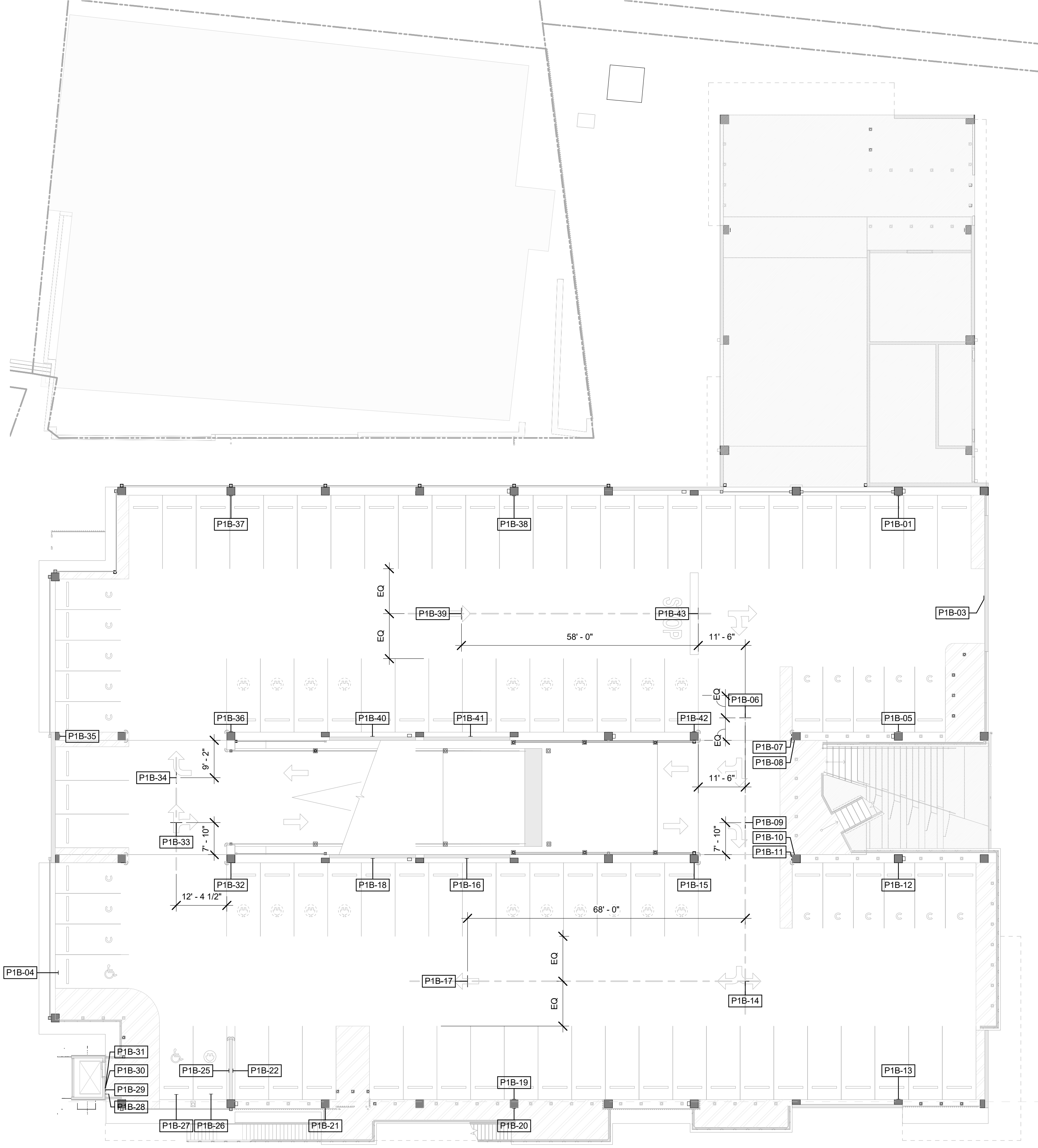
FERRARO CHOI AND ASSOCIATES LTD
 ARCHITECTURE / INTERIOR ARCHITECTURE / RESEARCH
 1240 ALA MOANA BLVD. STE. 510, HONOLULU, HI 96814
 TEL 808.533.8880 FAX 808.599.3769 www.ferrarochoi.com

**WAILUKU
 CIVIC COMPLEX
 PHASE 1B**
 100% FINAL DESIGN
 [Signature]

SHEET TITLE:
**WAYFINDING PLAN
 & SCHEDULE -
 PARKING GARAGE
 - LEVEL 1A**
 CADD FILE:

PROJECT: 2017-001
 DRAWN: FCA
 DATE: 7/25/2019
 PHASE: SHEET: **1B A901**
 OF SHEETS:

COPYRIGHT PROTECTED: THIS WORK IS PROTECTED UNDER THE 1990 ARCHITECTURAL WORKS COPYRIGHT PROTECTION ACT



SIGNAGE SCHEDULE - LEVEL 1B							
SIGN NO.	LOCATION	ROOM NO.	SIGN TYPE	SIGN/ROOM NAME TEXT	ROOM NO. TEXT	MOUNTING TYPE	NOTES
P1B-01	PARKING 1B	-	5	1B	-	I	
P1B-03	PARKING 1B	-	12	-	-	-	REFER TO INTERIOR ELEVATIONS
P1B-04	PARKING 1B	-	11A	-	-	D	
P1B-05	PARKING 1B	-	5	1B	-	I	
P1B-06	PARKING 1B	-	7	→ EXIT ↑ PARK ⊘ DO NOT ENTER	-	F	
P1B-07	PARKING 1B	-	5	1B	-	I	
P1B-08	PARKING 1B	-	5	1B	-	I	
P1B-09	PARKING 1B	-	7	→ EXIT & PARK	-	F	
P1B-10	PARKING 1B	-	5	1B	-	I	
P1B-11	PARKING 1B	-	5	1B	-	I	
P1B-12	PARKING 1B	-	5	1B	-	I	
P1B-13	PARKING 1B	-	5	1B	-	I	
P1B-14	PARKING 1B	-	7	→ EXIT ← → PARK	-	F	
P1B-15	PARKING 1B	-	5	1B	-	I	
P1B-16	PARKING 1B	-	12	-	-	-	REFER TO INTERIOR ELEVATIONS
P1B-17	PARKING 1B	-	7	↑ ONE WAY ⊘ WRONG WAY	-	F	
P1B-18	PARKING 1B	-	12	-	-	-	REFER TO INTERIOR ELEVATIONS
P1B-19	PARKING 1B	-	5	1B	-	I	
P1B-20	PARKING 1B	-	5	1B	-	I	
P1B-21	PARKING 1B	-	5	1B	-	I	
P1B-22	PARKING 1B	-	12	-	-	-	REFER TO INTERIOR ELEVATIONS
P1B-25	PARKING 1B	-	12	-	-	-	REFER TO INTERIOR ELEVATIONS
P1B-26	PARKING 1B	-	10	-	-	D	
P1B-27	PARKING 1B	-	11A	-	-	D	
P1B-28	ELEV. 'C'	100	2	-	-	C	
P1B-29	ELEV. 'C'	100	4	IN CASE OF FIRE USE STAIRS	-	A	
P1B-30	ELEV. 'C'	100	5	1B	-	I	
P1B-31	ELEV. 'C'	100	6	-	-	A	
P1B-32	PARKING 1B	-	5	1B	-	I	
P1B-33	PARKING 1B	-	7	↑ EXIT → ↑ PARK ⊘ WRONG WAY	-	F	
P1B-34	PARKING 1B	-	7	→ EXIT & PARK	-	F	
P1B-35	PARKING 1B	-	5	1B	-	I	
P1B-36	PARKING 1B	-	5	1B	-	I	
P1B-37	PARKING 1B	-	5	1B	-	I	
P1B-38	PARKING 1B	-	5	1B	-	I	
P1B-39	PARKING 1B	-	7	↑ ONE WAY ⊘ WRONG WAY	-	F	
P1B-40	LEVEL 1B	-	12	-	-	-	REFER TO INTERIOR ELEVATIONS
P1B-41	LEVEL 1B	-	12	-	-	-	REFER TO INTERIOR ELEVATIONS
P1B-42	PARKING 1B	-	5	1B	-	I	
P1B-43	PARKING 1B	-	7	⊘ EXIT → ↑ PARK ⊘ DO NOT ENTER	-	F	

FERRARO CHOI

FERRARO CHOI AND ASSOCIATES LTD
 ARCHITECTURE / INTERIOR ARCHITECTURE / RESEARCH
 1240 ALA MOANA BLVD. STE 510, HONOLULU, HI 96814
 TEL 808.533.8880 FAX 808.599.3769 www.ferrarochoi.com

**WAILUKU CIVIC COMPLEX
 PHASE 1B**
 100% FINAL DESIGN
 [Signature]

**WAYFINDING PLAN
 & SCHEDULE -
 PARKING GARAGE
 - LEVEL 1B**

PROJECT: 2017-001
 DRAWN: FCA
 DATE: 7/25/2019
 PHASE: 1B
 SHEET: A902
 OF SHEETS: []

COPYRIGHT PROTECTED: THIS WORK IS PROTECTED UNDER THE 1990 ARCHITECTURAL WORKS COPYRIGHT PROTECTION ACT