

ORDINANCE NO. \_\_\_\_\_

BILL NO. 42 (2025)

A BILL FOR AN ORDINANCE RELATING TO THE  
CAPITAL PROGRAM FOR THE FISCAL YEAR ENDING JUNE 30, 2026

BE IT ORDAINED BY THE PEOPLE OF THE COUNTY OF MAUI:

SECTION 1. This ordinance may be referred to as the “Fiscal Year 2026 Capital Program”.


SECTION 2. Pending Capital Improvement Projects. The Capital Improvement Projects Report as of December 31, 2024, is set forth in Appendices A-1 and A-2 (attached hereto and made a part hereof).

SECTION 3. Proposed Capital Program for Fiscal Years 2026 through 2031. The proposed Capital Program for Fiscal Years 2026 through 2031 is set forth in Appendix B (attached hereto and made a part hereof).

SECTION 4. If any provision of this ordinance, or the application thereof to any person or circumstance, is held invalid by a court of competent jurisdiction, the invalidity shall not affect other provisions or applications of the ordinance which can be given effect without the invalid provision of applications, and to this end, the provisions of this ordinance are severable.


SECTION 5. This ordinance takes effects on July 1, 2025.

APPROVED AS TO FORM  
AND LEGALITY:



KRISTINA C. TOSHIKYO  
Deputy Corporation Counsel

INTRODUCED BY:

A handwritten signature in cursive script, appearing to read "Mrs. K. Lee". The signature is written in black ink and is positioned above a horizontal line.

Upon the request of the Mayor.

**COUNTY OF MAUI**  
**CAPITAL IMPROVEMENT PROJECTS REPORT**

AS OF DECEMBER 31, 2024

AAYY-NNN-XXXXXX

AA - Source of Funding (see descriptions below)

YY - Project Year (Budgeted Year)

NNN - FE Sub-fund

XXXXXX – Index Code (Appropriation #)

AA-Source of Funding Descriptions:

GF -	General Fund
GF/LN -	General Fund Loan
HY -	Highway Fund
BY -	Bikeway Fund
LC-	Liquor Control Fund
WM -	Wastewater Fund
SW -	Solid Waste Fund
GOLF -	Golf Fund
PA -	Parks Assessment Fund
SA -	Sewer Assessment Fund
GO -	Bond Issued
GOLAPS -	Lapsed Bond
FF -	Federal Funds
SH -	State Funds
ARRA -	ARRA Federal Funds
SH/LN -	State Revolving Fund
USDA -	USDA Loan
DOT -	State Dept of Transportation
PV -	Private Funds

**County of Maui**  
**Capital Improvement Projects Report (Excluding Department of Water Supply)**  
**As of 12/31/2024**

Appendix A-1

<b>13-901 DRAINAGE</b>	<b>Original Appropriation</b>	<b>Allotted To Date</b>	<b>Expenditure Prior Years</b>	<b>Expenditure Current Year</b>	<b>Amount Lapsed</b>	<b>Encumbrance</b>	<b>Allotment Balance</b>
<b>Hana Community Plan Area</b>							
MAHALAWA BRIGDE REPLCMNT							
GO21-375-301250: Lapse 12/31/20 CBS-1891	1,199,506.21	1,123,126.06	1,105,765.47			17,360.59	
WAIKAKOI BRIDGE REPLACEMENT							
GO21-375-301290: Lapse 12/31/20 CBS-5043	850,000.00	850,000.00	549,890.49	134,293.72		165,815.79	
	<b>2,049,506.21</b>	<b>1,973,126.06</b>	<b>1,655,655.96</b>	<b>134,293.72</b>	<b>0.00</b>	<b>183,176.38</b>	<b>0.00</b>
<b>Wailuku-Kahului Community Plan Area</b>							
WAILUKU HTS DRAINLN/OUTLET RPR							
GO21-375-301247: Lapse 12/31/20 CBS-5508	1,000,000.00	606,378.94	30,570.54			575,808.40	
CERTIFICATION OF LEVEES NO.27							
GO21-375-301246: Lapse 12/31/20 CBS-5507	380,000.00	377,435.00	267,799.66	16,000.00		93,635.34	
IAO STREAM BANK STABL @ MY							
GO21-375-390283: Lapse 12/31/19 CBS-5050	341,768.00	341,768.00	247,614.20			94,153.80	
CENTRAL MAUI DRAINAGE REPAIRS							
GO18-373-389261: Lapse 12/31/18 CBS-3189	536,716.33	536,716.33	450,824.05	1,564.00	77,492.28	6,836.00	
GO22-376-315291: Lapse 12/31/21 CBS-3189	1,198,103.57	1,097,025.62	882,641.00		9,525.77	204,858.85	
IAO STREAM FLOOD CTRL							
GO23-377-330293: Lapse 12/31/23 CBS-1070	7,700,000.00	5,502,377.33	151,331.33			5,351,046.00	
	<b>11,156,587.90</b>	<b>8,461,701.22</b>	<b>2,030,780.78</b>	<b>17,564.00</b>	<b>87,018.05</b>	<b>6,326,338.39</b>	<b>0.00</b>
<b>West Maui Community Plan Area</b>							
LAHAINA WATERSHED FLOOD CTRL							
GO14-371-321213: Lapse 12/31/12 CBS-1026	2,563,498.08	361,349.00	263,571.25			97,777.75	()
GO18-373-356216: Lapse 12/31/15 ORD#4095	997,900.00	216,315.36			211,164.36	5,151.00	
FF22-321-322500: NR21 5100 CBS-1026	1,229,230.00	1,229,230.00	288,729.25	138,105.54		802,395.21	
	<b>4,790,628.08</b>	<b>1,806,894.36</b>	<b>552,300.50</b>	<b>138,105.54</b>	<b>211,164.36</b>	<b>905,323.96</b>	<b>0.00</b>
<b>Countywide</b>							
CW DRAINAGE IMPROVEMENTS							
GO21-375-393C90: Lapse 12/31/19 CBS#1027	347,109.00	112,265.99	51,366.02		24,840.09	36,059.88	()
GO21-375-303C78: Lapse 12/31/20 CBS-1027	2,149,555.19	2,131,284.48	1,763,520.77	31,699.50	60,056.21	276,008.00	
CW DRAINLINE REPLACEMENT PROGR							
GO22-376-320C63: Lapse 12/31/22 CBS-6633	2,994,785.82	2,994,785.82	2,015,622.61	265,084.83	689,031.34	145,865.68	(120,818.64)
GO23-377-326C63: Lapse 12/31/22 CBS-6633	705,214.18	460,242.98	154.12			460,088.86	
GO23-377-330C82: Lapse 12/31/23 CBS-6633	3,500,000.00	3,500,000.00	127,312.00			3,372,688.00	
GO23-377-340C80: Lapse 12/31/24 CBS-6633	5,000,000.00	5,000,000.00	370,012.66	183,368.81		4,446,618.53	
GO23-377-350C14: Lapse 12/31/25 CBS-6633	3,000,000.00	2,594,070.00				2,594,070.00	
CW BRIDGE/DRAINAGE PROGRAM							
HY22-302-320C60: Lapse 12/31/22 CBS-6069	2,700,000.00	2,700,000.00	1,843,109.16		18,953.21	837,937.63	
GO22-376-320C62: Lapse 12/31/22 CBS-6069	221,570.00	221,570.00	209,404.20			12,165.80	
GO23-377-326C62: Lapse 12/31/22 CBS-6069	978,430.00	634,698.72	418,766.09	23,986.15		191,946.48	
GF23-301-330C80: Lapse 12/31/23 CBS-6069	3,550,000.00	3,550,000.00	1,664,570.39	197,653.56	348,654.56	1,339,121.49	
GO23-377-330C81: Lapse 12/31/23 CBS-6069	6,500,000.00	2,109,385.75		3,361.28		2,106,024.47	

**County of Maui**  
**Capital Improvement Projects Report (Excluding Department of Water Supply)**  
**As of 12/31/2024**

Appendix A-1

<b>13-901 Drainage</b>	<b>Original Appropriation</b>	<b>Alloted To Date</b>	<b>Expenditure Prior Years</b>	<b>Expenditure Current Year</b>	<b>Amount Lapsed</b>	<b>Encumbrance</b>	<b>Allotment Balance</b>
GF24-301-340C77: Lapse 12/31/24 CBS-6069	5,750,000.00	5,750,000.00	1,156,690.41	907,266.81	2,491.90	3,683,550.88	
GF25-301-350C44: Lapse 12/31/25 CBS-6069	5,915,000.00	5,915,000.00		29,706.20		1,447,096.45	4,438,197.35
	<b>43,311,664.19</b>	<b>37,673,303.74</b>	<b>9,620,528.43</b>	<b>1,642,127.14</b>	<b>1,144,027.31</b>	<b>20,949,242.15</b>	<b>4,317,378.71</b>
<b>TOTAL Drainage</b>	<b>61,308,386.38</b>	<b>49,915,025.38</b>	<b>13,859,265.67</b>	<b>1,932,090.40</b>	<b>1,442,209.72</b>	<b>28,364,080.88</b>	<b>4,317,378.71</b>

**County of Maui**  
**Capital Improvement Projects Report (Excluding Department of Water Supply)**  
**As of 12/31/2024**

Appendix A-1

<b>13-902 Other Projects</b>	<b>Original Appropriation</b>	<b>Alloted To Date</b>	<b>Expenditure Prior Years</b>	<b>Expenditure Current Year</b>	<b>Amount Lapsed</b>	<b>Encumbrance</b>	<b>Allotment Balance</b>
<b>Makawao-Pukalani-Kula Community Plan Area</b>							
VON TEMPSKY KULA PROP ACQ GO23-377-350227: Lapse 12/31/25 CBS-XXXX	14,100,000.00	5,000,000.00					5,000,000.00
KULA AGRICULTURAL PRK PH 1 EXT GF24-301-340095: Lapse 12/31/24 CBS-4621	750,000.00	750,000.00				750,000.00	
SOH UPCOUNTRY MAUI AGRY PARK SH20-323-301027: CBS-XXXX		3,500,000.00	509,387.91	136,507.05		751,543.04	2,102,562.00
	<b>14,850,000.00</b>	<b>9,250,000.00</b>	<b>509,387.91</b>	<b>136,507.05</b>	<b>0.00</b>	<b>1,501,543.04</b>	<b>7,102,562.00</b>
<b>Wailuku-Kahului Community Plan Area</b>							
TRANSPORTATION BASEYARD FACLT GO23-377-340210: Lapse 12/31/24 CBS-7244	2,020,000.00	2,019,846.88		18,367.00		2,001,479.88	
COM GREENWASTE & BIOSOLIDS MGT SW22-305-320013: Lapse 12/31/22 CBS-6637	100,000.00	100,000.00	15,440.00	21,810.00		62,750.00	
HALAU OF OIWI ARTS GO23-377-330248: Lapse 12/31/23 CBS-7251	43,000,000.00	43,000,000.00	4,336,611.91	1,133,538.86		37,529,849.23	()
FITNESS COURTS GF25-301-350068: Lapse 12/31/25 CBS-XXXX	275,000.00	275,000.00		154,085.33		116,137.20	4,777.47
	<b>45,395,000.00</b>	<b>45,394,846.88</b>	<b>4,352,051.91</b>	<b>1,327,801.19</b>	<b>0.00</b>	<b>39,710,216.31</b>	<b>4,777.47</b>
<b>West Maui Community Plan Area</b>							
WEST MAUI TOD CORRIDOR PLAN SH21-323-310010: CBS-XXXX		500,000.00	500,000.00	(500,000.00)		500,000.00	
STATE OF HAWAII DOH GRANT SH17-323-379517: C6-9993921 3	108,000.00	108,000.00	107,896.00				104.00
	<b>108,000.00</b>	<b>608,000.00</b>	<b>607,896.00</b>	<b>(500,000.00)</b>	<b>0.00</b>	<b>500,000.00</b>	<b>104.00</b>
<b>Countywide</b>							
PUMP STATION TEMP REPAIRS GO23-377-350C08: Lapse 12/31/25 CBS-8404	5,000,000.00						
CW EQUIP PW VARIOUS TRUCKS GO21-375-310243: Lapse 12/31/21 CBS-1218	2,191,597.32	2,191,597.32	2,191,597.32				()
GO22-376-320C27: Lapse 12/31/22 CBS#1218	1,130,314.13	1,130,314.13	827,991.05		.01	302,323.07	
GO23-377-326C27: Lapse 12/31/22 CBS#1218	1,324,685.87	1,324,685.87	1,097,723.38				
GO23-377-330239: Lapse 12/31/23 CBS-1218	5,155,000.00	5,143,276.07	3,489,546.34	359,581.01		1,294,148.72	
GO23-377-330241: Lapse 12/31/23 CBS-1218	600,000.00	572,077.14				572,077.14	
ROAD/SIDEWALK REPR AUG23 FIRES GO23-377-350C09: Lapse 12/31/25 CBS-8405	5,000,000.00						
ROADWAY CONNECTIVITY EVACUATIO GO23-377-350C10: Lapse 12/31/25 CBS-8406	5,000,000.00						
BUS STOPS & SHELTERS GF20-301-301419: Lapse 12/31/20 CBS-1039	200,000.00	200,000.00	109,271.00	16,913.00	7,200.00	66,616.00	
GO22-376-320276: Lapse 12/31/22 CBS-1039	461,136.17	461,136.17	208,934.24	243,965.44	3,736.49	4,500.00	()

**County of Maui**  
**Capital Improvement Projects Report (Excluding Department of Water Supply)**  
**As of 12/31/2024**

Appendix A-1

<b>13-902 Other Projects</b>	<b>Original Appropriation</b>	<b>Alloted To Date</b>	<b>Expenditure Prior Years</b>	<b>Expenditure Current Year</b>	<b>Amount Lapsed</b>	<b>Encumbrance</b>	<b>Allotment Balance</b>
GO23-377-326206: Lapse 12/31/22 CBS-1039	138,863.83	138,863.83		134,354.70		4,509.13	
GF23-301-330097: Lapse 12/31/23 CBS-1039	600,000.00	600,000.00		38,740.00		561,260.00	
GO23-377-340C92: Lapse 12/31/24 CBS-1039	600,000.00	338,330.00		22,398.07		315,931.93	
GO23-377-350C20: Lapse 12/31/25 CBS-1039	600,000.00						
ROADWAY CNNCT EVAC-LAND ACQUIS							
GO23-377-350C11: Lapse 12/31/25 CBS-8407	8,000,000.00						
STORM DRAIN/FLOOD/WTR QUAL IMP							
GO23-377-350C12: Lapse 12/31/25 CBS-8408	8,000,000.00						
CW ROCKFALL & EMBNK REPAIR							
GO23-377-350C16: Lapse 12/31/25 CBS-7870	7,400,000.00	3,650.23					3,650.23
FIRE FLOW IMPRVMT TO WATER SYS							
GO23-377-350C13: Lapse 12/31/25 CBS-8409							
	<b>51,401,597.32</b>	<b>11,876,968.27</b>	<b>7,925,063.33</b>	<b>815,952.22</b>	<b>10,936.50</b>	<b>3,121,365.99</b>	<b>3,650.23</b>
<b>TOTAL Other Projects</b>	<b>111,754,597.32</b>	<b>67,129,815.15</b>	<b>13,394,399.15</b>	<b>1,780,260.46</b>	<b>10,936.50</b>	<b>44,833,125.34</b>	<b>7,111,093.70</b>

**County of Maui**  
**Capital Improvement Projects Report (Excluding Department of Water Supply)**  
**As of 12/31/2024**

Appendix A-1

<b>13-903 Government Facilities</b>	<b>Original Appropriation</b>	<b>Alloted To Date</b>	<b>Expenditure Prior Years</b>	<b>Expenditure Current Year</b>	<b>Amount Lapsed</b>	<b>Encumbrance</b>	<b>Allotment Balance</b>
<b>Hana Community Plan Area</b>							
OLD HANA SCHOOL IMPRVMT							
GO21-375-310254: Lapse 12/31/21 CBS-5530	1,453,078.30	1,453,078.30	1,453,078.30				
GO22-376-315254: Lapse 12/31/21 CBS-5530	396,921.70	396,921.70				396,921.70	
GO22-376-320241: Lapse 12/31/22 CBS-5530	2,840,278.30	2,840,278.30	5,200.00			2,835,078.30	
GO23-377-326241: Lapse 12/31/22 CBS-5530	159,721.70	159,721.70	94,187.00			65,534.70	
GOLAPS-350-330053: Lapse 12/31/23 CBS-5530	1,000,000.00	1,000,000.00	102,937.74	212,052.83	15,030.47	669,978.96	
GO23-377-340251: Lapse 12/31/24 CBS-5530	3,000,000.00	3,000,000.00		2,000.00		2,998,000.00	
HELENE HALL IMPROVEMENTS							
GO21-375-301266: Lapse 12/31/20 CBS-1971	800,000.00	445,220.00	375,664.00			69,556.00	()
	<b>9,650,000.00</b>	<b>9,295,220.00</b>	<b>2,031,067.04</b>	<b>214,052.83</b>	<b>15,030.47</b>	<b>7,035,069.66</b>	<b>(0.00)</b>
<b>Paia-Haiku Community Plan Area</b>							
HAIKU FIRE STATION							
GO23-377-320235: Lapse 12/31/22 CBS-1002	800,000.00	800,000.00	664,568.58	51,258.67		84,172.75	
GO23-377-330245: Lapse 12/31/23 CBS-1002	1,000,000.00	167,942.00				167,942.00	
GF25-301-350026: Lapse 12/31/25 CBS-1002	150,000.00	150,000.00				121,950.00	28,050.00
GO23-377-350207: Lapse 12/31/25 CBS-1002	14,500,000.00						
BALDWIN AVE PUBLIC PRKG LOT IM							
GF23-301-330091: Lapse 12/31/23 CBS-6096	400,000.00	400,000.00				400,000.00	
	<b>16,850,000.00</b>	<b>1,517,942.00</b>	<b>664,568.58</b>	<b>51,258.67</b>	<b>0.00</b>	<b>774,064.75</b>	<b>28,050.00</b>
<b>Makawao-Pukalani-Kula Community Plan Area</b>							
MAKAWAO FIRE STN RENO/ADDN							
GO23-377-320231: Lapse 12/31/22 CBS-2314	770,000.00	770,000.00	463,781.18	212,920.80		93,298.02	
DMVL PUKALANI SATELLITE OFFICE							
GF21-301-315305: Lapse 12/31/21 CBS-XXXX		250,000.00	206,401.93		15,192.00	28,406.07	
	<b>770,000.00</b>	<b>1,020,000.00</b>	<b>670,183.11</b>	<b>212,920.80</b>	<b>15,192.00</b>	<b>121,704.09</b>	<b>0.00</b>
<b>Wailuku-Kahului Community Plan Area</b>							
WAILUKU CIVIC HUB							
GF23-301-330046: Lapse 12/31/23 CBS-2789	1,200,000.00	1,200,000.00	676,290.00		826.00	522,884.00	
GO23-377-340243: Lapse 12/31/24 CBS-2789	3,515,000.00	3,514,247.94	3,482,977.94	31,270.00			
CENTRAL MAUI TRANSIT HUB							
GO22-376-320290: Lapse 12/31/22 CBS-5021	89,305.00	89,305.00	89,305.00				
GO23-377-326290: Lapse 12/31/22 CBS-5021	158,803.00	158,803.00	158,803.00				
GF23-301-330151: Lapse 12/31/23 CBS-5021		500,000.00	421,110.39	22,384.18		56,505.43	
ADMINISTRATION BUILDING ACQUIS							
GF24-301-340041: Lapse 12/31/24 CBS-7871	1,000,000.00	1,000,000.00			10,445.00	989,555.00	
KAHULUI FIRE STN APPARATUS SHL							
GF20-301-301338: Lapse 12/31/20 CBS-2735	50,000.00	50,000.00	21,065.00		28,700.00	235.00	
KALANA O MAUI 2ND FLR DECK RPR							
GO21-375-301202: Lapse 12/31/20 CBS-5517	600,000.00	484,351.75	307,349.34			177,002.41	



**County of Maui**  
**Capital Improvement Projects Report (Excluding Department of Water Supply)**  
**As of 12/31/2024**

Appendix A-1

<b>13-903 Government Facilities</b>	<b>Original Appropriation</b>	<b>Alloted To Date</b>	<b>Expenditure Prior Years</b>	<b>Expenditure Current Year</b>	<b>Amount Lapsed</b>	<b>Encumbrance</b>	<b>Allotment Balance</b>
KALANA O MAUI FIRE SPRKLR IMPR GO21-375-301229: Lapse 12/31/20 CBS-5025	449,813.38	388,325.00	360,078.65		3,511.46	24,734.89	
EMERGENCY MGT OFFICE RENOVTN GO21-375-301225: Lapse 12/31/20 CBS-5518	448,811.86	274,675.75	21,639.63		241,249.25	11,786.87	
KALANA PAKUI BLDG AC RPLCMNT GO21-375-301244: Lapse 12/31/20 CBS-3579	600,000.00	540,450.38	523,450.38			17,000.00	
60 SOUTH CHURCH ST BLDG RENO GOLAPS-350-320038: Lapse 12/31/22 CBS-6651	1,872,000.00	1,872,000.00	1,841,000.01			30,999.99	
GO23-377-326236: Lapse 12/31/22 CBS-6651	7,000,000.00	7,000,000.00	4,656,230.19	2,256,464.68		87,305.13	( )
GO23-377-330247: Lapse 12/31/23 CBS-6651	810,000.00	810,000.00	43,672.63			766,327.37	
GOLAPS-350-340044: Lapse 12/31/24 CBS-6651	2,349,957.00	2,349,957.00	117,836.85	298,238.59	19,061.39	1,914,820.17	
GO23-377-340242: Lapse 12/31/24 CBS-6651	150,043.00	150,043.00				150,043.00	
GF25-301-350027: Lapse 12/31/25 CBS-6651	1,000,000.00	2,500,000.00				749,738.72	1,750,261.28
OCS OFFICE RENOVATIONS GF24-301-340107: Lapse 12/31/24 CBS-XXXX	60,000.00	60,000.00	57,279.00		2,721.00		
TRANSPORTATION BASEYARD GOLAPS-350-330139: Lapse 12/31/23 CBS-7244		10,000,000.00				10,000,000.00	
GO23-377-330298: Lapse 12/31/23 CBS-7244	9,436,902.00	7,416,902.00	3,750.00			7,413,152.00	
GO23-377-350221: Lapse 12/31/25 CBS-7244	2,600,000.00						
	<b>33,390,635.24</b>	<b>40,359,060.82</b>	<b>12,781,838.01</b>	<b>2,608,357.45</b>	<b>306,514.10</b>	<b>22,912,089.98</b>	<b>1,750,261.28</b>
<b>Kihei-Makena Community Plan Area</b>							
SOUTH MAUI CONSOLID MAINT OPER GF21-301-310056: Lapse 12/31/21 CBS-2742	30,000.00	30,000.00	4,500.00			25,500.00	
<b>West Maui Community Plan Area</b>							
LAHAINA POLICE STATION GF24-301-340072: Lapse 12/31/24 CBS-1885	500,000.00	500,000.00				500,000.00	
<b>Lanai Community Plan Area</b>							
LANAI FIRE STN IMPROVEMENTS GF18-301-389723: Lapse 12/31/18 CBS-1005	110,000.00	110,000.00	18,705.40		83,278.00	8,016.60	
GO21-375-301235: Lapse 12/31/20 CBS-1005	1,872,000.00	439,223.00	413,680.23	551.50		24,991.27	
GO22-376-320230: Lapse 12/31/22 CBS-1005	2,600,000.00	2,600,000.00	2,389,580.03			210,419.97	
LANAI BASEYARD IMPRV GO18-373-378286: Lapse 12/31/17 CBS-3239	300,000.00	172,182.00	130,964.46		41,217.54		
GO22-376-320272: Lapse 12/31/22 CBS-3239	83,330.00	83,330.00	49,271.46			34,058.54	
GO23-377-326202: Lapse 12/31/22 CBS-3239	816,670.00	816,670.00		230,231.39		586,438.61	
	<b>5,782,000.00</b>	<b>4,221,405.00</b>	<b>3,002,201.58</b>	<b>230,782.89</b>	<b>124,495.54</b>	<b>863,924.99</b>	<b>0.00</b>
<b>Molokai Community Plan Area</b>							
HOOLEHUA FIRE STATION RENOV GF22-301-320032: Lapse 12/31/22 CBS-6065	550,000.00	550,000.00	542,657.48			7,342.52	
MOLOKAI BASEYARD GOLAPS-350-378392: Lapse 12/31/17 CBS-1211	3,703,000.00	3,703,000.00	3,452,037.00		4,905.00	246,058.00	

**County of Maui**  
**Capital Improvement Projects Report (Excluding Department of Water Supply)**  
**As of 12/31/2024**

Appendix A-1

<b>13-903 Government Facilities</b>	<b>Original Appropriation</b>	<b>Alloted To Date</b>	<b>Expenditure Prior Years</b>	<b>Expenditure Current Year</b>	<b>Amount Lapsed</b>	<b>Encumbrance</b>	<b>Allotment Balance</b>
<b>PUKOO FIRE STN RENOVATION</b>							
GO23-377-320234: Lapse 12/31/22 CBS-6667	500,000.00	390,000.00	303,145.82	9,659.45		77,194.73	
GF24-301-340040: Lapse 12/31/24 CBS-6667	850,000.00	850,000.00	2,350.00	17,961.00	829,689.00		
GF25-301-350025: Lapse 12/31/25 CBS-6667	2,250,000.00	2,250,000.00					2,250,000.00
<b>MOLOKAI POLICE STATION</b>							
GF24-301-340071: Lapse 12/31/24 CBS-5536	500,000.00	500,000.00				500,000.00	
	<b>8,353,000.00</b>	<b>8,243,000.00</b>	<b>4,300,190.30</b>	<b>27,620.45</b>	<b>834,594.00</b>	<b>830,595.25</b>	<b>2,250,000.00</b>
<b>Countywide</b>							
<b>CW FIRE FACILITIES</b>							
GF20-301-301C34: Lapse 12/31/20 CBS-1003	500,000.00	500,000.00	456,467.25		39,000.00	4,532.75	
GF21-301-310C47: Lapse 12/31/21 CBS-1003	200,000.00	200,000.00	185,800.66		14,199.34		
GF22-301-320C29: Lapse 12/31/22 CBS-1003	300,000.00	300,000.00	270,068.74		29,931.26		
GF23-301-330C43: Lapse 12/31/23 CBS-1003	775,000.00	775,000.00	608,214.77	20,431.10	32,431.23	113,922.90	
GF24-301-340C38: Lapse 12/31/24 CBS-1003	541,000.00	541,000.00	74,029.57	2,055.28	328,280.43	136,634.72	
GF25-301-350C24: Lapse 12/31/25 CBS-1003	870,000.00	870,000.00				70,836.00	799,164.00
<b>CENTRAL MAUI TRANSIT HUB</b>							
GO21-375-310296: Lapse 12/31/21 CBS-5021	1,870,344.18	1,870,344.18	1,870,344.18				
GO22-376-315296: Lapse 12/31/21 CBS-5021	429,655.82	181,547.93	181,547.90		.03		
<b>CW FACILITY BLDG IMPROVEMENTS</b>							
GF18-301-389C48: Lapse 12/31/18 CBS-1032	500,000.00	500,000.00	352,686.74		138,163.26	9,150.00	
GF19-301-390C70: Lapse 12/31/19 CBS#1032	425,000.00	425,000.00	352,591.18		35,939.11	36,469.71	
GF20-301-301C79: Lapse 12/31/20 CBS-1032	450,000.00	450,000.00	360,126.95		9,752.09	80,120.96	
<b>CW POLICE FACILITIES</b>							
GF22-301-320C57: Lapse 12/31/22 CBS-1010	800,000.00	800,000.00	559,207.84	138,630.58	2,403.53	99,758.05	
GF23-301-330C74: Lapse 12/31/23 CBS-1010	1,610,000.00	2,410,000.00	202,424.10	259,556.90	1,328,063.00	619,956.00	
GF24-301-340C69: Lapse 12/31/24 CBS-1010	2,714,000.00	2,714,000.00		26,132.00	2,263,807.16	424,060.84	
GF25-301-350C43: Lapse 12/31/25 CBS-1010	1,300,000.00	1,300,000.00					1,300,000.00
<b>CW FAC MAINT PRG PROS BASEMENT</b>							
GO21-375-310278: Lapse 12/31/21 CBS-6070	62,010.01	62,010.01	54,580.68			7,429.33	
GF21-301-310C77: Lapse 12/31/21 CBS-6070	2,475,000.00	2,475,000.00	2,314,165.06	31,362.92	129,472.02		()
GF22-301-320C58: Lapse 12/31/22 CBS-6070	640,000.00	640,000.00	160,056.29		423,937.96	56,005.75	()
GO22-376-320C59: Lapse 12/31/22 CBS-6070	1,019,832.25	1,019,832.25	1,002,648.65			17,183.60	
GO23-377-326C59: Lapse 12/31/22 CBS-6070	280,167.75	208,609.65	133,609.65			75,000.00	
GF23-301-330C76: Lapse 12/31/23 CBS-6070	1,850,000.00	1,850,000.00	871,105.44	152,017.32	466,201.16	360,676.08	
GO23-377-330C78: Lapse 12/31/23 CBS-6070	850,000.00	850,000.00	34,889.00			815,111.00	
GF24-301-340C74: Lapse 12/31/24 CBS-6070	1,025,000.00	1,025,000.00				1,025,000.00	
GO23-377-340C76: Lapse 12/31/24 CBS-6070	4,250,000.00	4,242,206.42	1,036,920.76	1,373,951.08		1,831,334.58	
GF25-301-350C46: Lapse 12/31/25 CBS-6070	3,650,000.00	3,650,000.00				90,506.30	3,559,493.70
<b>RADIOSYSTEM FACILITY UPGRADES</b>							
GO23-377-340C70: Lapse 12/31/24 CBS-7879	3,980,000.00	755,617.88				755,617.88	
<b>DPW HIGHWAYS CW BASEYARD FACIL</b>							
GF23-301-330C77: Lapse 12/31/23 CBS-7232	500,000.00	500,000.00	331,876.41	132,277.44		35,846.15	
GO23-377-330C79: Lapse 12/31/23 CBS-7232	2,357,000.00	1,150,000.00	92,211.31			1,057,788.69	
GF24-301-340C73: Lapse 12/31/24 CBS-7232	300,000.00	300,000.00	78,574.79			221,425.21	

**County of Maui**  
**Capital Improvement Projects Report (Excluding Department of Water Supply)**  
**As of 12/31/2024**

Appendix A-1

<b>13-903 Government Facilities</b>	<b>Original Appropriation</b>	<b>Alloted To Date</b>	<b>Expenditure Prior Years</b>	<b>Expenditure Current Year</b>	<b>Amount Lapsed</b>	<b>Encumbrance</b>	<b>Allotment Balance</b>
GO23-377-340C75: Lapse 12/31/24 CBS-7232	2,300,000.00	2,273,344.59	5,207.33	644,073.66		1,624,063.60	
GO23-377-350C15: Lapse 12/31/25 CBS-7232	3,750,000.00						
GF25-301-350C45: Lapse 12/31/25 CBS-7232	3,550,000.00	3,550,000.00				389,994.71	3,160,005.29
	<b>46,124,010.01</b>	<b>38,388,512.91</b>	<b>11,589,355.25</b>	<b>2,780,488.28</b>	<b>5,241,581.58</b>	<b>9,958,424.81</b>	<b>8,818,662.99</b>
<b>TOTAL Government Facilities</b>	<b>121,449,645.25</b>	<b>103,575,140.73</b>	<b>35,043,903.87</b>	<b>6,125,481.37</b>	<b>6,537,407.69</b>	<b>43,021,373.53</b>	<b>12,846,974.27</b>

**County of Maui**  
**Capital Improvement Projects Report (Excluding Department of Water Supply)**  
**As of 12/31/2024**

Appendix A-1

<b>13-904 Parks and Recreation</b>	<b>Original Appropriation</b>	<b>Allotted To Date</b>	<b>Expenditure Prior Years</b>	<b>Expenditure Current Year</b>	<b>Amount Lapsed</b>	<b>Encumbrance</b>	<b>Allotment Balance</b>
<b>Hana Community Plan Area</b>							
PA'ANI MAI PARK IMPROVM							
GF15-301-356402: Lapse 12/31/15 CBS-2328	300,000.00	300,000.00	163,599.50		29,840.00	106,560.50	
HANA PRK TENNIS/BBALL COURTS							
GF21-301-310055: Lapse 12/31/21 CBS-5531	1,290,000.00	1,290,000.00	12,878.00			1,277,122.00	
HELENE HALL IMPROVEMENTS							
GO18-373-389230: Lapse 12/31/18 CBS-1971	85,787.12	85,787.12	75,377.42			10,409.70	
GO23-377-320242: Lapse 12/31/22 CBS-1971	1,300,000.00	1,300,000.00	214,579.59	365,275.52		720,144.89	
GF24-301-340052: Lapse 12/31/24 CBS-1971	600,000.00	600,000.00			2,116.00	597,884.00	
HANA-KEANAE-KAILUA PARKS							
GF16-301-367101: Lapse 12/31/16 CBS-2350	446,250.00	446,250.00	413,115.50			33,134.50	
GF20-301-301347: Lapse 12/31/20 CBS-2350	450,000.00	450,000.00	77,610.00			372,390.00	
KEANAE SEPTIC SYSTEM IMPRVMT							
GF24-301-340053: Lapse 12/31/24 CBS-7864	150,000.00	150,000.00				150,000.00	
	<b>4,622,037.12</b>	<b>4,622,037.12</b>	<b>957,160.01</b>	<b>365,275.52</b>	<b>31,956.00</b>	<b>3,267,645.59</b>	<b>0.00</b>
<b>Paia-Haiku Community Plan Area</b>							
ALFRED BOTEILHO, SR. GYM IMP							
GO21-375-390268: Lapse 12/31/19 CBS-5056	1,497,500.00	19,906.13	8,222.78	4,264.75		7,418.60	
GO21-375-301261: Lapse 12/31/20 CBS-5056	1,897,880.00	1,897,880.00				1,897,880.00	
GF22-301-320045: Lapse 12/31/22 CBS-5056	500,000.00	500,000.00			303,172.00	196,828.00	
HAIKU PARK RESTROOM							
PA20-309-301363: Lapse 12/31/20 CBS-5534	510,000.00	510,000.00	117,665.74		392,334.26		
GF21-301-310064: Lapse 12/31/21 CBS-5534	629,147.00	629,147.00	370,578.00		258,569.00		
PA21-309-310068: Lapse 12/31/21 CBS-5534	392,334.00	392,334.00	344,248.42			48,085.58	
GO23-377-320293: Lapse 12/31/22 CBS-XXXX	745,000.00	745,000.00	43,052.20	308,550.00		393,397.80	
LOWER PAIA PARK PARKING LOT							
GF21-301-310065: Lapse 12/31/21 CBS-6073	600,000.00	600,000.00	41,327.00		558,673.00		
GF23-301-330061: Lapse 12/31/23 CBS-6073	1,000,000.00	1,000,000.00			30.00	999,970.00	
GF24-301-340152: Lapse 12/31/24 CBS-6073	510,500.00	510,500.00			7,077.50	503,422.50	
PAIA-HAIKU PARKS SYSTEM							
GO21-375-390264: Lapse 12/31/19 CBS-2348	590,045.05	544,781.49	492,333.99			52,447.50	
LOWER PAIA INTERIM PARKING LOT							
GF22-301-320046: Lapse 12/31/22 CBS-6659	120,000.00	120,000.00	71,763.98		4,357.87	43,878.15	
PAIA COMMUNITY CTR REHABILITAT							
GF25-301-350036: Lapse 12/31/25 CBS-5533	250,000.00	250,000.00					250,000.00
	<b>9,242,406.05</b>	<b>7,719,548.62</b>	<b>1,489,192.11</b>	<b>312,814.75</b>	<b>1,524,213.63</b>	<b>4,143,328.13</b>	<b>250,000.00</b>
<b>Makawao-Pukalani-Kula Community Plan Area</b>							
VON TEMPSKY CMNTY CTR COMPLEX							
PA25-309-350035: Lapse 12/31/25 CBS-8411	276,000.00	276,000.00					276,000.00
MAKAWAO BOYS & GIRLS CLUB ROOF							
GF24-301-340060: Lapse 12/31/24 CBS-7862	100,000.00	100,000.00				100,000.00	

**County of Maui**  
**Capital Improvement Projects Report (Excluding Department of Water Supply)**  
**As of 12/31/2024**

Appendix A-1

<b>13-904 Parks and Recreation</b>	<b>Original Appropriation</b>	<b>Allotted To Date</b>	<b>Expenditure Prior Years</b>	<b>Expenditure Current Year</b>	<b>Amount Lapsed</b>	<b>Encumbrance</b>	<b>Allotment Balance</b>
GF25-301-350034: Lapse 12/31/25 CBS-7862 MAK-PUK-KULA ULU PARKS	500,000.00	500,000.00				94,870.00	405,130.00
GF16-301-367103: Lapse 12/31/16 CBS-2349 WAIAKOA GYM IMPROVEMENTS	435,000.00	435,000.00	429,027.52		5,972.48		()
GO22-376-310261: Lapse 12/31/21 CBS-2329	430,000.00	430,000.00	84,201.30			345,798.70	
	<b>1,741,000.00</b>	<b>1,741,000.00</b>	<b>513,228.82</b>	<b>0.00</b>	<b>5,972.48</b>	<b>540,668.70</b>	<b>681,130.00</b>
<b>Wailuku-Kahului Community Plan Area</b>							
WAIEHU GC STARTER BOOTH/RESTO							
GO18-373-378257: Lapse 12/31/17 CBS-1202 NEW KAHULUI COM'TY CTR	500,000.00	494,800.00	413,366.00	2,750.00		78,684.00	
GF18-301-389742: Lapse 12/31/18 CBS-4628 CENTRAL MAUI PARKS SYSTEM	250,000.00	250,000.00	51,367.64			198,632.36	
GF19-301-390062: Lapse 12/31/19 CBS-2351 GF20-301-301367: Lapse 12/31/20 CBS-2351	240,000.00 600,000.00	240,000.00 600,000.00	210,852.04 348,270.50		234,120.24	29,147.96 17,609.26	()
WAR MEMORIAL FB STD & TRK REHA							
GF21-301-310072: Lapse 12/31/21 CBS-5539 GF22-301-320053: Lapse 12/31/22 CBS-5539	600,000.00 210,000.00	600,000.00 210,000.00	600,000.00 210,000.00				
GO23-377-330262: Lapse 12/31/23 CBS-5539 GF25-301-350042: Lapse 12/31/25 CBS-5539	7,200,000.00 800,000.00	7,189,527.48 800,000.00	1,668,530.19	53,771.91		5,467,225.38	800,000.00
WM GYM BLDG IMPRVMT							
GO21-375-310267: Lapse 12/31/21 CBS-4616 GO22-376-315267: Lapse 12/31/21 CBS-4616	737,548.00 262,452.00	737,548.00 262,452.00	582,054.12	155,493.88 68,483.13		193,968.87	
GO22-376-320248: Lapse 12/31/22 CBS-4616 GO23-377-326248: Lapse 12/31/22 CBS-4616	38,916.50 14,961,083.50	38,916.50 14,961,083.50	38,916.50 5,833,282.82	2,645,208.95		6,482,591.73	
GOLAPS-350-330068: Lapse 12/31/23 CBS-4616 GO23-377-330263: Lapse 12/31/23 CBS-4616	2,543,207.00 10,806,793.00	2,543,207.00 10,806,793.00				2,543,207.00 10,806,793.00	
GF24-301-340064: Lapse 12/31/24 CBS-4616	4,000,000.00	4,000,000.00	31,594.21	81,960.83	1,192,468.11	2,693,976.85	
KANAHA BCH PRK MP IMPRVMT							
GF20-301-301368: Lapse 12/31/20 CBS-4583 GF22-301-320050: Lapse 12/31/22 CBS-4583	250,000.00 75,000.00	250,000.00 75,000.00	106,857.37		3,635.00	139,507.63 75,000.00	
KEPANIWAI HERITAG GARDENS IMPR							
GF22-301-320097: Lapse 12/31/22 CBS-1143 GF23-301-330067: Lapse 12/31/23 CBS-1143	753,027.00 500,000.00	753,027.00 500,000.00	753,027.00 113,891.80	16,313.04	958.00	368,837.16	
KEOPUOLANI FIELD LIGHTS REPLCM							
GF24-301-340140: Lapse 12/31/24 ORD#5594 GF25-301-350039: Lapse 12/31/25 CBS-8392	300,000.00 2,000,000.00	300,000.00 2,000,000.00	25,713.66	72,756.97	147,065.19	54,464.18	2,000,000.00
KEHALANI MAUKA PARK IMPROVEMEN							
GF22-301-320051: Lapse 12/31/22 CBS-5516	150,000.00	150,000.00	48,530.81		78.00	101,391.19	
KANAHA BCH PRK RESTROOM REPLAC							
GF25-301-350038: Lapse 12/31/25 CBS-8400	250,000.00	250,000.00					250,000.00
LIHIKAI SCHOOL PARK SITE IMPRV							
GF22-301-320052: Lapse 12/31/22 CBS-6645 GF23-301-330135: Lapse 12/31/23 ORD#5488	1,500,000.00	1,500,000.00 654,000.00	11,795.53	619,485.21	5,770.13	868,719.26 648,229.87	

**County of Maui**  
**Capital Improvement Projects Report (Excluding Department of Water Supply)**  
**As of 12/31/2024**

Appendix A-1

<b>13-904 Parks and Recreation</b>	<b>Original Appropriation</b>	<b>Alloted To Date</b>	<b>Expenditure Prior Years</b>	<b>Expenditure Current Year</b>	<b>Amount Lapsed</b>	<b>Encumbrance</b>	<b>Allotment Balance</b>
VELMA McWAYNE SANTOS CTR IMPR							
GO21-375-310268: Lapse 12/31/21 CBS-6072	109,311.00	109,311.00	109,311.00				
GO22-376-315268: Lapse 12/31/21 CBS-6072	140,689.00	6,375.00	6,375.00				
GO22-376-320247: Lapse 12/31/22 CBS-6072	213,141.81	213,141.81	213,141.81				
GO23-377-326247: Lapse 12/31/22 CBS-6072	1,911,858.19	1,796,172.19	1,796,172.19				
GO23-377-330203: Lapse 12/31/23 ORD#5488	1,855,000.00	1,855,000.00	1,855,000.00				
WAIEHU GOLF COURSE FAC IMPROVE							
GF25-301-350040: Lapse 12/31/25 CBS-7858	500,000.00	500,000.00					500,000.00
CENTRAL MAUI REGIONAL PARK							
GF20-301-301372: Lapse 12/31/20 CBS-1214	500,000.00	500,000.00	28,001.00			471,999.00	
WAIEHU GOLF COURSE POND LINER							
GF25-301-350041: Lapse 12/31/25 CBS-7857	500,000.00	500,000.00					500,000.00
WELLS PARK MASTER PLAN IMPL							
GO21-375-390265: Lapse 12/31/19 CBS-4584	26,177.00	25,950.00	23,331.00			2,619.00	
ICHIRO MAEHARA BB STDM IMPRV							
GF22-301-320049: Lapse 12/31/22 CBS-5481	800,000.00	800,000.00	793,980.03		6,019.97		
CENTRAL MAUI PICKLEBALL COURTS							
GF23-301-330064: Lapse 12/31/23 CBS-7245	150,000.00	150,000.00	145,688.18	4,311.82			
GF24-301-340061: Lapse 12/31/24 CBS-7245	1,000,000.00	1,000,000.00		10,169.42	928,466.00	61,364.58	
GF25-301-350037: Lapse 12/31/25 CBS-7245	1,300,000.00	1,300,000.00					1,300,000.00
CONST MAINT BASEYARD IMP							
GF23-301-330065: Lapse 12/31/23 CBS-7239	175,000.00	175,000.00	143,375.20	600.00		31,024.80	
GF24-301-340062: Lapse 12/31/24 CBS-7239	500,000.00	500,000.00			450,657.00	49,343.00	
	<b>59,209,204.00</b>	<b>59,597,304.48</b>	<b>16,162,425.60</b>	<b>3,731,305.16</b>	<b>2,969,237.64</b>	<b>31,384,336.08</b>	<b>5,350,000.00</b>
<b>Kihei-Makena Community Plan Area</b>							
WAIPUILANI PARK IRRIGATION							
GF16-301-367108: Lapse 12/31/16 CBS-2359	800,000.00	800,000.00	533,870.74		239,500.00	26,629.26	
GF17-301-378341: Lapse 12/31/17 CBS-2359	100,000.00	100,000.00	18,758.13		81,137.23	104.64	( )
GF18-301-389756: Lapse 12/31/18 ORD#4796	81,137.00	81,137.00	29,427.85		44,151.81	7,557.34	
SOUTH MAUI COMMUNITY PARK							
PA19-309-390044: Lapse 12/31/19 CBS-1118	500,000.00	500,000.00	152,676.21			347,323.79	
WAIPUILANI PARK COURT IMPRVMNT							
GF24-301-340055: Lapse 12/31/24 CBS-7856	150,000.00	150,000.00			83,137.19	66,862.81	
SOUTH MAU BEACH PARK PRKNG LOT							
GF21-301-310057: Lapse 12/31/21 CBS-5552	100,000.00	100,000.00	95,540.00			4,460.00	
GO21-375-310258: Lapse 12/31/21 CBS-5552	439,540.53	439,540.53	393,825.63			45,714.90	
GO22-376-315258: Lapse 12/31/21 CBS-5552	60,459.47	55,437.10	44,520.00			10,917.10	
GF22-301-320043: Lapse 12/31/22 CBS-5552	775,000.00	775,000.00	438,429.04	170,924.25		165,646.71	
PA23-309-330057: Lapse 12/31/23 CBS-5552	775,000.00	775,000.00	129,000.00	285,908.17	360,091.83		
GF24-301-340054: Lapse 12/31/24 CBS-5552	1,550,000.00	1,550,000.00			1,206,101.51	343,898.49	
KIHEI COMMUNITY CTR IMPROVMTS							
GF23-301-330055: Lapse 12/31/23 CBS-6644	600,000.00	600,000.00	255,443.79	344,556.21			
GF24-301-340151: Lapse 12/31/24 CBS-6644	800,000.00	800,000.00		660,814.00	139,186.00		

**County of Maui**  
**Capital Improvement Projects Report (Excluding Department of Water Supply)**  
**As of 12/31/2024**

Appendix A-1

<b>13-904 Parks and Recreation</b>	<b>Original Appropriation</b>	<b>Alloted To Date</b>	<b>Expenditure Prior Years</b>	<b>Expenditure Current Year</b>	<b>Amount Lapsed</b>	<b>Encumbrance</b>	<b>Allotment Balance</b>
	<b>6,731,137.00</b>	<b>6,726,114.63</b>	<b>2,091,491.39</b>	<b>1,462,202.63</b>	<b>2,153,305.57</b>	<b>1,019,115.04</b>	<b>0.00</b>
<b>West Maui Community Plan Area</b>							
WEST MAUI PARKS SYSTEM							
GF19-301-390066: Lapse 12/31/19 CBS-2344	462,000.00	462,000.00	457,639.46		4,360.54		
GF20-301-301374: Lapse 12/31/20 CBS-2344	500,000.00	500,000.00	498,698.63		1,301.37		
LAUNIUPOKO MASTER PLAN							
PA19-309-390067: Lapse 12/31/19	500,000.00	500,000.00				500,000.00	
NAPILI PARK IMPROVEMENTS							
PA22-309-320056: Lapse 12/31/22 CBS-6652	350,000.00	350,000.00	76,516.50	16,189.50	257,294.00		
PA23-309-330073: Lapse 12/31/23 CBS-6652	250,000.00	250,000.00	62,773.00	161,001.91		26,225.09	
PA24-309-340067: Lapse 12/31/24 CBS-6652	750,000.00	750,000.00		547,211.80		202,788.20	
WEST MAUI PARK PLAYGROUND IMPR							
PA24-309-340068: Lapse 12/31/24 CBS-7896	1,000,000.00	1,000,000.00			850,000.00	150,000.00	
LAHAINA CIVIC CENTER REHAB							
GF22-301-320054: Lapse 12/31/22 CBS-6077	600,000.00	600,000.00	277,659.65	41,548.00	186,650.35	94,142.00	
GO23-377-330271: Lapse 12/31/23 CBS-6077	1,000,000.00	1,000,000.00	929,905.00			70,095.00	
GF24-301-340065: Lapse 12/31/24 CBS-6077	4,750,000.00	4,750,000.00	338,316.73	501,647.27	804,514.27	3,105,521.73	
LAHAINA CIVIC CTR TENNIS COURT							
GF22-301-320055: Lapse 12/31/22 CBS-6647	425,000.00	425,000.00	32.00		387,105.00	37,863.00	
LAHAINA REC CENTER IMPROVEMENT							
PA23-309-330072: Lapse 12/31/23 CBS-7256	825,000.00	825,000.00	5,471.40	253,600.00	377,200.00	188,728.60	
LAUNIUPOKO WATERLINE IMPRV							
GF23-301-330069: Lapse 12/31/23 CBS-7241	500,000.00	500,000.00	18,050.00	14,715.39	390,548.00	76,686.61	
	<b>11,912,000.00</b>	<b>11,912,000.00</b>	<b>2,665,062.37</b>	<b>1,535,913.87</b>	<b>3,258,973.53</b>	<b>4,452,050.23</b>	<b>0.00</b>
<b>Lanai Community Plan Area</b>							
FRASER AVENUE DOG PARK							
GF24-301-340058: Lapse 12/31/24 CBS-7894	400,000.00	400,000.00				400,000.00	
FIFTH STREET COURTS RESRF/IMPR							
GF23-301-330058: Lapse 12/31/23 CBS-7242	176,405.00	176,405.00	114,738.68	22,533.22	36,994.73	2,138.37	
GF24-301-340057: Lapse 12/31/24 CBS-7242	700,000.00	700,000.00				700,000.00	
GF25-301-350032: Lapse 12/31/25 CBS-7242	2,000,000.00	2,000,000.00				1,792,045.06	207,954.94
LANAI YOUTH CTR/SKATE PRK							
GO21-375-301231: Lapse 12/31/20 CBS-6052	3,497,000.00	285,010.11	229,940.58	48,878.60		6,190.93	
GO23-377-330259: Lapse 12/31/23 CBS-6052	10,668,000.00	9,320,600.00	8,614,466.81	706,133.19			
GO23-377-340209: Lapse 12/31/24 CBS-6052	2,914,000.00	2,912,141.91		1,663,000.40		1,249,141.51	
GF25-301-350033: Lapse 12/31/25 CBS-6052	1,000,000.00	1,000,000.00		364,279.94		631,450.06	4,270.00
LANAI COMMUNITY FIELD HOUSE							
GF24-301-340059: Lapse 12/31/24 CBS-7895	80,000.00	80,000.00				80,000.00	
	<b>21,435,405.00</b>	<b>16,874,157.02</b>	<b>8,959,146.07</b>	<b>2,804,825.35</b>	<b>36,994.73</b>	<b>4,860,965.93</b>	<b>212,224.94</b>
<b>Molokai Community Plan Area</b>							
KAUNAKAKAI GYM REHABILITATION							

**County of Maui**  
**Capital Improvement Projects Report (Excluding Department of Water Supply)**  
**As of 12/31/2024**

Appendix A-1

<b>13-904 Parks and Recreation</b>	<b>Original Appropriation</b>	<b>Alloted To Date</b>	<b>Expenditure Prior Years</b>	<b>Expenditure Current Year</b>	<b>Amount Lapsed</b>	<b>Encumbrance</b>	<b>Allotment Balance</b>
GF21-301-310062: Lapse 12/31/21 CBS-6074 KILOHANA RECREATION CTR RENOV	250,000.00	250,000.00	116,248.00			133,752.00	
GF21-301-310063: Lapse 12/31/21 CBS-6097 MOLOKAI PARKS SYSTEM	250,000.00	250,000.00	127,103.68			122,896.32	
GF19-301-390056: Lapse 12/31/19 CBS-2346	635,000.00	635,000.00	524,060.78		92,967.72	17,971.50	
GF20-301-301360: Lapse 12/31/20 CBS-2346	275,000.00	275,000.00	81,500.00		164,311.00	29,189.00	
	<b>1,410,000.00</b>	<b>1,410,000.00</b>	<b>848,912.46</b>	<b>0.00</b>	<b>257,278.72</b>	<b>303,808.82</b>	<b>0.00</b>
<b>Countywide</b>							
CW PARK PLAYGROUND IMPRV							
GF19-301-390C38: Lapse 12/31/19 CBS#3232	1,000,000.00	1,000,000.00	889,530.26	11,722.50	33,525.24	65,222.00	
GF20-301-301C42: Lapse 12/31/20 CBS-3232	500,000.00	500,000.00	361,680.16		138,319.84		
PA22-309-320C41: Lapse 12/31/22 CBS-3232	600,000.00	600,000.00	390,539.76		209,460.24		
GF23-301-330C49: Lapse 12/31/23 CBS-3232	450,000.00	450,000.00	121,245.39	134,962.89		193,791.72	
PA23-309-330C52: Lapse 12/31/23 CBS-3232	650,000.00	650,000.00			285,288.12	364,711.88	
GF24-301-340C45: Lapse 12/31/24 CBS-3232	1,900,000.00	1,900,000.00			1,900,000.00		
GF25-301-350C29: Lapse 12/31/25 CBS-3232	1,500,000.00	1,500,000.00					1,500,000.00
CW LIGHT ORDINANCE COMP							
GF19-301-390C39: Lapse 12/31/19 CBS#4613	600,000.00	600,000.00	588,380.66			11,619.34	
GF20-301-301C43: Lapse 12/31/20 CBS-4613	2,500,000.00	2,500,000.00	1,172,750.88		173,477.61	1,153,771.51	
CW PARKS ADA IMPROVEMENTS							
GF19-301-390C37: Lapse 12/31/19 CBS#1117	300,000.00	300,000.00	300,000.00				
GF20-301-301C41: Lapse 12/31/20 CBS-1117	500,000.00	500,000.00	474,662.04			25,337.96	
GF21-301-310C52: Lapse 12/31/21 CBS-1117	250,000.00	250,000.00	112,172.13			137,827.87	( )
GF22-301-320C39: Lapse 12/31/22 CBS-1117	500,000.00	500,000.00	326,379.00			173,621.00	
GF23-301-330C50: Lapse 12/31/23 CBS-1117	500,000.00	500,000.00	84,639.16	80,174.94		335,185.90	( )
GF24-301-340C48: Lapse 12/31/24 CBS-1117	500,000.00	500,000.00		27,953.90	70,271.80	401,774.30	
GF25-301-350C30: Lapse 12/31/25 CBS-1117	500,000.00	500,000.00					500,000.00
WAR MEM FOOTBALL STDM & TRACK							
GO23-377-340208: Lapse 12/31/24 CBS-5539	3,630,048.00	3,630,048.00				3,630,048.00	
LARGE CAPACITY CESSPOOL							
GO18-373-367252: Lapse 12/31/16 CBS-1114	550,000.00	242,364.00	224,144.15			18,219.85	
CW CONSTRUC PROJECT MANAGEMENT							
GF25-301-350C28: Lapse 12/31/25 CBS-8396	2,000,000.00	2,000,000.00				772,522.00	1,227,478.00
CW BUILDING MAINT REPAIRE BSY							
GF19-301-390C40: Lapse 12/31/19 CBS#2742	225,000.00	225,000.00	225,000.00				
CW PARKS FACILITIES							
GF22-301-320C40: Lapse 12/31/22 CBS-4581	500,000.00	500,000.00	387,725.77	11,193.87		101,080.36	
GF23-301-330C51: Lapse 12/31/23 CBS-4581	500,000.00	846,000.00	314,182.14	278,819.92	1,000.00	251,997.94	
GF24-301-340C49: Lapse 12/31/24 CBS-4581	600,000.00	600,000.00	87,492.91	169,158.75	100,000.00	243,348.34	
GF25-301-350C31: Lapse 12/31/25 CBS-4581	1,000,000.00	1,000,000.00		5,256.54		521,405.41	473,338.05
MOLOKAI ATHLETIC COMPLEX							
SH16-323-369511:	400,000.00	400,000.00				399,980.00	20.00
	<b>22,155,048.00</b>	<b>22,193,412.00</b>	<b>6,060,524.41</b>	<b>719,243.31</b>	<b>2,911,342.85</b>	<b>8,801,465.38</b>	<b>3,700,836.05</b>



**County of Maui**  
**Capital Improvement Projects Report (Excluding Department of Water Supply)**  
**As of 12/31/2024**

Appendix A-1

<b>13-904 Parks and Recreation</b>	<b>Original Appropriation</b>	<b>Alloted To Date</b>	<b>Expenditure Prior Years</b>	<b>Expenditure Current Year</b>	<b>Amount Lapsed</b>	<b>Encumbrance</b>	<b>Allotment Balance</b>
<b>TOTAL Parks and Recreation</b>	<b>138,458,237.17</b>	<b>132,795,573.87</b>	<b>39,747,143.24</b>	<b>10,931,580.59</b>	<b>13,149,275.15</b>	<b>58,773,383.90</b>	<b>10,194,190.99</b>

**County of Maui**  
**Capital Improvement Projects Report (Excluding Department of Water Supply)**  
**As of 12/31/2024**

Appendix A-1

<b>13-907 Roads</b>	<b>Original Appropriation</b>	<b>Alloted To Date</b>	<b>Expenditure Prior Years</b>	<b>Expenditure Current Year</b>	<b>Amount Lapsed</b>	<b>Encumbrance</b>	<b>Allotment Balance</b>
<b>Hana Community Plan Area</b>							
KALEPA ROCKFALL REPAIRS							
HY20-302-301392: Lapse 12/31/20 CBS-2779	350,000.00	350,000.00	120,793.76	14,309.28	214,896.96		
GO23-377-320270: Lapse 12/31/22 CBS-2779	4,250,000.00	3,892,244.08	244.08			3,892,000.00	
KOUKOUAI BRIDGE REPLACEMENT							
GO21-375-301251: Lapse 12/31/20 CBS-1046	1,999,527.59	1,437,634.41	1,432,838.24			4,796.17	
KALEPA REVETMENT/SEAWALL							
GO21-375-310287: Lapse 12/31/21 CBS-3183	419,816.00	419,816.00	149,405.86			270,410.14	
HY23-302-330090: Lapse 12/31/23 CBS-3183	700,000.00	700,000.00	150.00			699,850.00	
MAKA'AKAE RD RESURFACING							
GO21-375-390276: Lapse 12/31/19 CBS-5484	549,820.42	493,980.00	493,980.00				
PIILANI HWY SLOPE NUANUALOA							
GO21-375-310286: Lapse 12/31/21 CBS-6088	1,350,000.00	1,350,000.00	1,333,792.00			16,208.00	
KEANAE ROAD SAFETY IMPROVEMENT							
SH19-323-390022:	2,000,000.00	2,000,000.00					2,000,000.00
EAST MAUI ROCKFL & EMBNK REPR							
GO23-377-340C87: Lapse 12/31/24 CBS-7870	3,900,000.00	3,841,736.00	1,399,198.00	1,319,625.89		1,122,912.11	
	<b>15,519,164.01</b>	<b>14,485,410.49</b>	<b>4,930,401.94</b>	<b>1,333,935.17</b>	<b>214,896.96</b>	<b>6,006,176.42</b>	<b>2,000,000.00</b>
<b>Paia-Haiku Community Plan Area</b>							
BALDWIN AVE PUBLIC PRKG LOT IM							
GF21-301-310093: Lapse 12/31/21 CBS-6096	200,000.00	200,000.00	79,321.00		97,700.00	22,979.00	
KAUPAKALUA RD PAVEMENT RECONS							
DOT18-325-389020: #STP-STP-0365(0 10)	4,600,000.00	4,212,290.64	3,789,663.66				422,626.98
GO21-375-301242: Lapse 12/31/20 CBS-1066	2,187,658.57	671,824.90	380,289.89			291,535.01	
HAIKU RD SLOPE STABILITY IMPRV							
GO23-377-326201: Lapse 12/31/22 CBS-4597	5,499,950.00	2,693,167.92	391.25			2,692,776.67	
HAIKU RD GUARDRAIL/SHLDR IMPR							
HY20-302-301400: Lapse 12/31/20 CBS-4597	200,000.00	200,000.00	46,738.94			153,261.06	
REPAIR OF KAUPAKALUA RD/LEPO							
GO23-377-330292: Lapse 12/31/23 CBS-6661	2,300,000.00	2,193,019.48				2,193,019.48	
N SHORE GREENWAY PHASE 4							
DOT18-325-389025: #STP-STP-0900(0 89)	1,407,904.00	1,574,135.60	1,516,429.16				57,706.44
	<b>16,395,512.57</b>	<b>11,744,438.54</b>	<b>5,812,833.90</b>	<b>0.00</b>	<b>97,700.00</b>	<b>5,353,571.22</b>	<b>480,333.42</b>
<b>Makawao-Pukalani-Kula Community Plan Area</b>							
PUKALANI TERRACE SDV PAVE RECO							
HY19-302-390088: Lapse 12/31/19 CBS-3194	1,000,000.00	1,000,000.00	938,599.07		157.00	61,243.93	
GO21-375-301252: Lapse 12/31/20 CBS-3194	1,992,662.85	1,623,817.86	1,332,372.73			291,445.13	
MAK/MAKANI ROAD IMPROVEMENTS							
HY06-302-367010: Lapse 12/31/06	600,000.00	600,000.00	543,941.23	33,867.86		22,190.91	
O HALEA HWY TRAFFIC SIG'L UPGR							

**County of Maui**  
**Capital Improvement Projects Report (Excluding Department of Water Supply)**  
**As of 12/31/2024**

Appendix A-1

<b>13-907 Roads</b>	<b>Original Appropriation</b>	<b>Allotted To Date</b>	<b>Expenditure Prior Years</b>	<b>Expenditure Current Year</b>	<b>Amount Lapsed</b>	<b>Encumbrance</b>	<b>Allotment Balance</b>
HY20-302-301390: Lapse 12/31/20 CBS-2771 HALEAKALA HWY INTERSEC IMPR SH14-323-345410:	200,000.00	200,000.00	137,502.12		7,817.21	54,680.67	
KOKOMO RD/MAK AVE PVMNT PH2 DOT17-325-376740: #STP-STP-0900(0 86)	2,000,000.00	1,250,000.00					1,250,000.00
BALDWIN AVE RESURFACING DOT14-325-345403: #STP-STP-0390(0 01)	7,240,600.00	4,829,244.96	4,752,608.14				76,636.82
MAKAWAO AVE PAVEMENT RECON DOT22-325-320083: #STP-STP-0365(0 12) DOT23-325-330181: #STP-STP-0365 (012)	2,261,738.00	2,261,738.00	2,259,236.17				2,501.83
	7,760,000.00	7,760,000.00					7,760,000.00
		6,621,801.41				5,450,479.85	1,171,321.56
	<b>23,055,000.85</b>	<b>26,146,602.23</b>	<b>9,964,259.46</b>	<b>33,867.86</b>	<b>7,974.21</b>	<b>5,880,040.49</b>	<b>10,260,460.21</b>
<b>Wailuku-Kahului Community Plan Area</b>							
KAHEKILI HIGHWAY SLOPE REPAIR HY22-302-320074: Lapse 12/31/22 CBS-6060	400,000.00	400,000.00	5,517.58	140,697.99		253,784.43	
WAIKO RD IMPRV-CONSOL BSYRDS PV22-329-320094:		393,650.00					393,650.00
WAIALE RD IMP (KAOHU-WAIINU) GO21-375-390286: Lapse 12/31/19 CBS-1919	139,745.00	139,745.00	35,570.00			104,175.00	
C MAUI SIGNAL UPGRADE HY17-302-378402: Lapse 12/31/17 CBS-1945	270,000.00	270,000.00	240,606.50	8,193.50	21,200.00		
WAIALE RD EXTENSION GO22-376-320280: Lapse 12/31/22 CBS-1069	3,307,534.03	3,307,534.03	1,011,687.45	495,742.51		1,800,104.07	( )
WAKEA/KAMEHAMEHA INTRSEC IMPRV GO21-375-301269: Lapse 12/31/20 CBS-1916	250,000.00	246,600.00	201,769.17	525.47		44,305.36	
DOT23-325-330123: #STP-STP-0900 (104)	2,049,321.33	2,393,168.75	284,988.06	264,619.31		1,702,781.57	140,779.81
IMI KALA EXTENSION HY23-302-330095: Lapse 12/31/23 CBS-3179	1,000,000.00	1,000,000.00	173,081.00	168,396.04	173,809.00	484,713.96	
HY25-302-350050: Lapse 12/31/25 CBS-3179	300,000.00	300,000.00					300,000.00
130 IAO VALLEY RD WALL/RAIL RP GF23-301-330094: Lapse 12/31/23 CBS-7236	500,000.00	500,000.00	166,208.85	65,013.80	130,525.00	138,252.35	
WAIALE RD IMP AT WAIINU ROAD HY19-302-390100: Lapse 12/31/19 CBS-1018	300,000.00	300,000.00	83,611.25	34,227.30		182,161.45	
HY20-302-301410: Lapse 12/31/20 CBS-1018	100,000.00	100,000.00			5,384.00	94,616.00	
MAHANA ESTATES TRAFFIC IMPACT PV22-329-320096:		178,500.00					178,500.00
MAUI LANI PARKWAY EXTENSION GO23-377-340288: Lapse 12/31/24 CBS-7872	1,000,000.00	998,995.12				998,995.12	
MILL STREET PVMNT RECONSTRUCT DOT21-325-310120: #STP-STP-3840(0 CBS-5057	4,300,000.00	4,439,246.71	2,614,856.29	216,351.87		1,480,506.31	127,532.24
HANSEN RD PAVEMENT RECONS DOT15-325-356700: #STP-STP-3600(0 01)	3,500,000.00	3,919,875.20	3,827,052.65				92,822.55
KAMEHAMEHA AVE PAVEMENT REHAB							

**County of Maui**  
**Capital Improvement Projects Report (Excluding Department of Water Supply)**  
**As of 12/31/2024**

Appendix A-1

<b>13-907 Roads</b>	<b>Original Appropriation</b>	<b>Allotted To Date</b>	<b>Expenditure Prior Years</b>	<b>Expenditure Current Year</b>	<b>Amount Lapsed</b>	<b>Encumbrance</b>	<b>Allotment Balance</b>
DOT13-325-337504: #STP-STP-0900 (079) PAVEMENT REHAB S MAUI ROADS	3,727,251.98	3,717,059.29	2,839,876.17			198,799.13	678,383.99
DOT18-325-389800: #STP-STP-0900(0 90) ONEHEE AVE IMPROVEMENTS	5,448,985.87	4,138,107.74	3,802,220.25				335,887.49
DOT22-325-320082: #STP-STP-3960(0 CBS-5499 LONO AVENUE EXTENSION	8,138,273.00	6,703,244.21	5,145,336.97			722,965.66	834,941.58
HY19-302-390102: Lapse 12/31/19 CBS-5054	300,000.00	300,000.00	140,432.95		5,950.00	153,617.05	
	<b>35,031,111.21</b>	<b>33,745,726.05</b>	<b>20,572,815.14</b>	<b>1,393,767.79</b>		<b>8,359,777.46</b>	<b>3,082,497.66</b>
<b>Kihei-Makena Community Plan Area</b>							
S.KIHEI RD DW IMPR (PIIKEA-KU) HY19-302-390086: Lapse 12/31/19 CBS-XXXX	200,000.00	200,000.00	200,000.00				
GO21-375-301294: Lapse 12/31/20 CBS-5485 OHUKAI RD SDWLK IMPRV	1,900,000.00	1,479,382.16	9,033.80			1,470,348.36	( )
GO21-375-301295: Lapse 12/31/20 CBS-5492 KIHEI BIKEWAY PHASE 2	600,000.00	600,000.00	2,618.40			597,381.60	
PV16-329-367579: SOUTH KIHEI RD PAVEMENT REHAB	46,531.00	46,531.00	727.87			45,803.13	
DOT21-325-310115: #STP-STP-3100(0 CBS-5515 DOT23-325-330184: #STP-STP-3100 (016)	6,230,000.00	5,361,238.36 2,073,400.40	5,282,976.66 713,826.58			1,359,573.82	78,261.70
NS COLLECTOR RD (WAIPUILANI-) GO22-376-320273: Lapse 12/31/22 CBS-2309	463,641.00	463,641.00	270,000.00			193,641.00	
NS COLLECTOR ROAD (NAMAUU-KUL) GO21-375-390285: Lapse 12/31/19 CBS-2309	500,000.00	478,866.00	478,866.00				
GO21-375-301293: Lapse 12/31/20 CBS-2309 BY21-304-310088: Lapse 12/31/21 CBS-2309	1,000,000.00	970,740.00	441,029.70	170,098.03		359,612.27	
HY21-302-310089: Lapse 12/31/21 CBS-2309	250,000.00	250,000.00				250,000.00	
	500,000.00	500,000.00				500,000.00	
	<b>11,690,172.00</b>	<b>12,423,798.92</b>	<b>7,399,079.01</b>	<b>170,098.03</b>	<b>0.00</b>	<b>4,776,360.18</b>	<b>78,261.70</b>
<b>West Maui Community Plan Area</b>							
WM ROADWAY IMPRV MTV GRANT PV15-329-356575: PV16-329-367575:	715,000.00 1,700,000.00	715,000.00 1,700,000.00	167,900.00				547,100.00 581,308.24
L HONOAPIILANI RD COMPLETE STR GF22-301-320075: Lapse 12/31/22 CBS-6643	500,000.00	500,000.00	314,123.15			185,876.85	
LOWER HONOAPIILANI RD EROSION GF24-301-340089: Lapse 12/31/24 CBS-5509	350,000.00	350,000.00				350,000.00	
FRONT STREET IMPROVEMENTS GO21-375-390273: Lapse 12/31/19 CBS-1946 GOLAPS-350-350051: Lapse 12/31/25 CBS-1946	620,781.57 4,811,161.00	620,781.57 4,811,161.00	582,960.61	37,820.96			4,811,161.00
GO23-377-350219: Lapse 12/31/25 CBS-1946 COM 2023 SEVERE WEATHR -LAHAIN	688,839.00	150,000.00				150,000.00	
FF24-321-340134: ER-2 R-26 (005) FF25-321-350100: ER-2 R-26 (005)	940,000.00	940,000.00 1,504,315.79		912,151.79		211,888.21	940,000.00 380,275.79

**County of Maui**  
**Capital Improvement Projects Report (Excluding Department of Water Supply)**  
**As of 12/31/2024**

Appendix A-1

<b>13-907 Roads</b>	<b>Original Appropriation</b>	<b>Allotted To Date</b>	<b>Expenditure Prior Years</b>	<b>Expenditure Current Year</b>	<b>Amount Lapsed</b>	<b>Encumbrance</b>	<b>Allotment Balance</b>
WM GREENWAY PILOT PRJ							
BY17-304-378406: Lapse 12/31/17 CBS-3240	300,000.00	300,000.00	153,844.38			146,155.62	
WEST MAUI GREENWAY							
GF24-301-340090: Lapse 12/31/24 CBS-7897	240.00	240.00				240.00	
BY24-304-340091: Lapse 12/31/24 CBS-7897	199,760.00	199,760.00				199,760.00	
FLOOD MONITOR FOR ENHANCED EME							
DOT25-325-350101: #STP-STP-0900 (111)		15,000.00		15,000.00			
KAHANA NUI BRIDGE REPLCMNT							
GO21-375-301248: Lapse 12/31/20 CBS-1040	1,074,252.98	1,066,082.86	967,657.77		7,626.05	90,799.04	
MAKANI RD IMPROV, KALAMA-MAKA							
DOT25-325-350102: #STP-TAP-3630(0 002)		1,875,685.23					1,875,685.23
LOWER HPIILANI RD PAVEMENT REH							
DOT25-325-350108: #STP-STP-3080(0 10)		5,000,000.00					5,000,000.00
PAPALUA ST TRAFFIC SIGNAL UPGR							
DOT22-325-320081: #STP-STP-3960(0 01)	1,576,000.00	1,617,540.96	1,195.58			1,503,884.85	112,460.53
	<b>13,476,034.55</b>	<b>21,365,567.41</b>	<b>2,187,681.49</b>	<b>964,972.75</b>	<b>7,626.05</b>	<b>3,957,296.33</b>	<b>14,247,990.79</b>
<b>Countywide</b>							
CW BIKEWAY IMPROVEMENTS							
BY16-304-367C31: Lapse 12/31/16 CBS-1036	150,000.00	150,000.00	72,521.13			77,478.87	
BY18-304-389C49: Lapse 12/31/18 CBS-1036	97,276.00	97,276.00	14,813.16		6,329.84	76,133.00	
BY20-304-301C80: Lapse 12/31/20 CBS-1036	387,208.00	387,208.00	350,822.07		36,385.93		
CW SIDEWALK IMPROVEMENTS							
HY13-302-331133: Lapse 12/31/13 CBS-1037	500,000.00	500,000.00	446,655.16		45,328.87	8,015.97	
HY19-302-390C78: Lapse 12/31/19 CBS#1037	490,000.00	490,000.00	460,582.00		23,877.00	5,541.00	
HY20-302-301C85: Lapse 12/31/20 CBS-1037	745,000.00	745,000.00	320,611.51	32,924.00	294,228.49	97,236.00	
CW BRIDGE IMPROVEMENTS							
HY14-302-345332: Lapse 12/31/14 CBS-1031	295,000.00	295,000.00	157,412.57	67,570.40	418.70	69,598.33	()
HY16-302-367C22: Lapse 12/31/16 CBS-1031	370,000.00	370,000.00	247,870.50		122,129.50		
HY19-302-390C76: Lapse 12/31/19 CBS#1031	220,000.00	220,000.00	216,957.23		3,042.77		
HY20-302-301C83: Lapse 12/31/20 CBS-1031	600,000.00	600,000.00	404,661.30		109,756.11	85,582.59	
PAIA SCHOOL SAFE ROUTES TO SCH							
DOT19-325-390095: #STP-SRS-0900(0 91)	1,226,784.55	1,226,784.55	1,016,727.22			54,204.09	155,853.24
CW SAFETY IMPROVEMENTS							
HY13-302-331132: Lapse 12/31/13 CBS-1024	600,000.00	600,000.00	550,441.47		22,959.77	26,598.76	
HY18-302-389C51: Lapse 12/31/18 CBS-1024	500,000.00	500,000.00	327,962.83		116,102.17	55,935.00	
HY19-302-390C75: Lapse 12/31/19 CBS-1024	850,000.00	850,000.00	732,549.97		64,277.13	53,172.90	
HY20-302-301C82: Lapse 12/31/20 CBS-1024	1,060,000.00	1,060,000.00	427,740.63		498,780.64	133,478.73	
CW TRAFFIC/SAFETY PROGRAM							
BY21-304-310C79: Lapse 12/31/21 CBS-6067	50,000.00	50,000.00	40,270.00		7,995.00	1,735.00	
HY21-302-310C82: Lapse 12/31/21 CBS-6067	1,720,000.00	1,720,000.00	1,009,561.77	10,805.00	246,102.75	453,530.48	
HY22-302-320C66: Lapse 12/31/22 CBS-6067	1,814,700.00	1,814,700.00	1,476,298.56	9,547.00	11,620.02	317,234.42	()
HY23-302-330C85: Lapse 12/31/23 CBS-6067	1,682,000.00	1,682,000.00	886,075.00	140,617.02	167,013.59	488,294.39	
HY24-302-340C83: Lapse 12/31/24 CBS-6067	4,207,334.00	4,207,334.00	234,557.76	407,423.50	544,865.70	3,020,487.04	

**County of Maui**  
**Capital Improvement Projects Report (Excluding Department of Water Supply)**  
**As of 12/31/2024**

Appendix A-1

<b>13-907 Roads</b>	<b>Original Appropriation</b>	<b>Alloted To Date</b>	<b>Expenditure Prior Years</b>	<b>Expenditure Current Year</b>	<b>Amount Lapsed</b>	<b>Encumbrance</b>	<b>Allotment Balance</b>
GF25-301-350C47: Lapse 12/31/25 CBS-6067	100,000.00	100,000.00					100,000.00
HY25-302-350C49: Lapse 12/31/25 CBS-6067	6,800,000.00	6,800,000.00		3,597.51		1,366,157.98	5,430,244.51
<b>CW RD RESURFACING/PAVEMENT PR</b>							
HY14-302-345333: Lapse 12/31/14 CBS-1023	5,546,744.00	5,546,744.00	5,404,729.31		56,526.05	85,488.64	
HY17-302-378C74: Lapse 12/31/17 CBS-1023	5,634,267.00	5,634,267.00	4,821,499.63		393,823.12	418,944.25	
HY19-302-390C74: Lapse 12/31/19 CBS#1023	6,266,792.00	6,266,792.00	5,792,892.01		350,503.46	123,396.53	
HY20-302-301C81: Lapse 12/31/20 CBS-1023	5,676,267.00	5,676,267.00	5,269,055.53	5,339.00	82,390.68	319,481.79	
HY21-302-310C81: Lapse 12/31/21 CBS-1023	6,250,000.00	6,250,000.00	4,208,064.14	78,215.24	116,449.91	1,847,270.71	
HY22-302-320C65: Lapse 12/31/22 CBS-1023	6,215,798.00	6,215,798.00	3,065,561.93	87,713.95	143,989.41	2,918,532.71	( )
GO22-376-320C68: Lapse 12/31/22 CBS-1023	972,391.33	972,391.33	972,391.33				
GF22-301-320C69: Lapse 12/31/22 CBS-1023	284,202.00	284,202.00	284,202.00				
GO23-377-326C68: Lapse 12/31/22 CBS-1023	2,577,608.67	2,577,608.67				2,577,608.67	
HY23-302-330C84: Lapse 12/31/23 CBS-1023	6,730,000.00	6,730,000.00	3,466,690.73	83,638.00	11,979.00	3,167,692.27	
GO23-377-330C89: Lapse 12/31/23 CBS-1023	5,050,000.00	5,049,502.50	739,366.81	9,500.11		4,300,635.58	( )
HY24-302-340C82: Lapse 12/31/24 CBS-1023	7,000,000.00	7,000,000.00	1,006,705.24	1,161,435.52	181,419.06	4,650,440.18	
GO23-377-340C85: Lapse 12/31/24 CBS-1023	8,050,000.00	6,916,372.58	1,050,178.00	177,722.00		5,688,472.58	
GO23-377-350C18: Lapse 12/31/25 CBS-1023	1,700,000.00						
HY25-302-350C48: Lapse 12/31/25 CBS-1023	10,550,000.00	10,550,000.00		122,249.70		2,367,921.35	8,059,828.95
<b>CW TRAFFIC CALMING PROGRAM</b>							
HY20-302-301C84: Lapse 12/31/20 CBS-1035	500,000.00	500,000.00	199,645.02		295,354.98	5,000.00	
<b>KEA ST PAVEMENT RECONSTRUCTION</b>							
DOT19-325-390710: #STP-STP-0900(0 93)	1,848,134.52	1,848,134.52	1,569,563.95				278,570.57
<b>OLD HALEAKALA HWY TRAFFICE SIG</b>							
DOT20-325-300825: #STP-STP-0357(0 CBS-2771	510,256.00	577,317.71	288,949.85			285,784.49	2,583.37
<b>KAUPAKALUA RD PVMNT RECON PH-2</b>							
DOT19-325-390720: #STP-STP-0365(0 11)	5,850,521.72	4,642,153.77	3,997,259.01				644,894.76
<b>CW FEDERAL AID PROGRAM</b>							
GO21-375-310C88: Lapse 12/31/21 CBS-5022	5,477,038.42	5,477,038.42	4,100,563.33	3,173.98		1,373,301.11	
GO22-376-315C88: Lapse 12/31/21 CBS-5022	5,414,596.83	4,129,633.44	3,393,081.07	67,279.46		669,272.91	
HY22-302-320C64: Lapse 12/31/22 CBS-5022	400,000.00	400,000.00	400,000.00				
GO22-376-320C67: Lapse 12/31/22 CBS-5022	2,526,662.23	2,526,662.23	1,883,729.70			642,932.53	
GO23-377-326C67: Lapse 12/31/22 CBS-5022	5,652,337.77	2,334,092.77	692,606.33			1,641,486.44	
HY23-302-330C83: Lapse 12/31/23 CBS-5022	5,038,000.00	5,038,000.00	1,891,815.42	332,794.95	587,727.51	2,225,662.12	
GO23-377-330C90: Lapse 12/31/23 CBS-5022	3,919,000.00	2,249,919.96	22,056.80			2,227,863.16	
HY24-302-340C81: Lapse 12/31/24 CBS-5022	4,221,000.00	4,221,000.00	180,056.39	176,721.23	667,269.09	3,196,953.29	
GO23-377-350C17: Lapse 12/31/25 CBS-5022	10,435,000.00	785,809.53				765,509.53	20,300.00
<b>SAFE ROUTES TO SCH PRG</b>							
SH19-323-399510: CBS-2772	275,000.00	97,584.27	94,183.25				3,401.02
SH20-323-301510: CBS-2772	275,000.00	166,780.38	15,008.85				151,771.53
<b>ASSESSMENT OF COM COASTAL RDS</b>							
DOT20-325-300810: #STP-STP-0900(1 01)	560,000.00	527,268.00					527,268.00
<b>KAHANA NUI BRIDGE REPLCMNT</b>							
DOT20-325-300830: #STP-BR-3080(00 CBS-1040	4,345,007.00	4,354,007.00	3,759,906.04			464,197.48	129,903.48
<b>C MAUI SUB-AREA TRANSPORT STUD</b>							
DOT20-325-300835: #STP-SPR-0010(0 CBS-5538		466,400.00	400,000.00				66,400.00

**County of Maui**  
**Capital Improvement Projects Report (Excluding Department of Water Supply)**  
**As of 12/31/2024**

Appendix A-1

<b>13-907 Roads</b>	<b>Original Appropriation</b>	<b>Alloted To Date</b>	<b>Expenditure Prior Years</b>	<b>Expenditure Current Year</b>	<b>Amount Lapsed</b>	<b>Encumbrance</b>	<b>Allotment Balance</b>
IOLANI/LOHA/MAKANI RD PVMNT DOT21-325-310100: #STP-STP-0900(0 CBS-5511	10,500,000.00	10,725,898.22	7,175,429.72			3,216,562.48	333,906.02
SOH OLD HALEAKALA HWY SDWLK SH19-323-399515:		3,000,000.00				1,962,628.00	1,037,372.00
CW BRIDGE/DRAINAGE PROGRAM HY21-302-310C80: Lapse 12/31/21 CBS-6069	2,850,000.00	2,850,000.00	1,552,414.29	31,965.81	1,007,243.47	258,376.43	
	<b>173,566,927.04</b>	<b>157,052,947.85</b>	<b>77,092,697.52</b>	<b>3,010,233.38</b>	<b>6,215,889.72</b>	<b>53,791,829.78</b>	<b>16,942,297.45</b>
<b>TOTAL Roads</b>	<b>288,733,922.23</b>	<b>276,964,491.49</b>	<b>127,959,768.46</b>	<b>6,906,874.98</b>	<b>6,880,954.94</b>	<b>88,125,051.88</b>	<b>47,091,841.23</b>

**County of Maui**  
**Capital Improvement Projects Report (Excluding Department of Water Supply)**  
**As of 12/31/2024**

Appendix A-1

<b>13-908 Solid Waste Facilities</b>	<b>Original Appropriation</b>	<b>Alloted To Date</b>	<b>Expenditure Prior Years</b>	<b>Expenditure Current Year</b>	<b>Amount Lapsed</b>	<b>Encumbrance</b>	<b>Allotment Balance</b>
<b>Wailuku-Kahului Community Plan Area</b>							
CML SYS CONTROL & DATA ACQ							
SW19-305-390024: Lapse 12/31/19 CBS-3181	300,000.00	300,000.00	242,456.00	27,384.00	30,160.00		
CML PH VB EXT LEACHATE RECIRC							
GO21-375-301216: Lapse 12/31/20 CBS-5495	650,000.00	650,000.00	144,956.28			505,043.72	
CML GAS SYSTEM EXPANSION							
SW24-305-340019: Lapse 12/31/24 CBS-7869	50,000.00	50,000.00				50,000.00	
GO23-377-340222: Lapse 12/31/24 CBS-7869	400,000.00	400,000.00				400,000.00	
SW25-305-350015: Lapse 12/31/25 CBS-7869	250,000.00	250,000.00				248,936.00	1,064.00
CML GAS COLLECTION SYST RELIAB							
SW22-305-320016: Lapse 12/31/22 CBS-6639	320,000.00	320,000.00	303,190.06	7,440.66	167.00	9,202.28	
GO23-377-330220: Lapse 12/31/23 CBS-6639	2,000,000.00	2,000,000.00	805,966.50			1,194,033.50	
CML COMPREHENSIVE ENV IMP STAT							
SW23-305-330016: Lapse 12/31/23 CBS-6640	500,000.00	500,000.00	82,284.28	10,327.77		407,387.95	
SW24-305-340018: Lapse 12/31/24 CBS-6640	300,000.00	300,000.00			167,976.22	132,023.78	
SW25-305-350014: Lapse 12/31/25 CBS-6640	500,000.00	500,000.00					500,000.00
CML OPERATIONS FACILITIES							
SW23-305-330018: Lapse 12/31/23 CBS-2721	250,000.00	250,000.00	240,586.00			9,414.00	
INT COM GREENWASTE & BIOSOLIDS							
SW23-305-330019: Lapse 12/31/23 CBS-7252	1,100,000.00	1,100,000.00	1,100,000.00				
CML LAND PURCHASE							
GO21-375-390246: Lapse 12/31/19 CBS-3567	248,552.09	248,552.09	64,387.85			184,164.24	
GO21-375-301215: Lapse 12/31/20 CBS-3567	2,000,000.00	1,994,910.00	1,882,397.00	5,128.50		107,384.50	
GO23-377-350223: Lapse 12/31/25 CBS-8394	2,000,000.00						
CML PHASES IV&V FINAL CLOSURE							
GO21-375-310223: Lapse 12/31/21 CBS-1099	324,950.00	324,950.00	139,080.50			185,869.50	
CML KALIALINUI GULCH CROSSING							
SW24-305-340020: Lapse 12/31/24 CBS-7235	250,000.00	250,000.00		28,885.00	100.00	221,015.00	
LAHAINA WILDFIRE DISPOSAL SITE							
SW24-305-340159: Lapse 12/31/24 CBS-XXXX	4,575,000.00	4,575,000.00	941,415.00	(510,300.00)	1,557,963.00	2,585,922.00	
PREFAB BLD W/ SOLAR PWR AT CML							
SW25-305-350016: Lapse 12/31/25 CBS-8394	300,000.00	300,000.00					300,000.00
GO23-377-350205: Lapse 12/31/25 CBS-8394	1,000,000.00						
BENEFICIAL USE OF LANDFILL GAS							
SW25-305-350013: Lapse 12/31/25 CBS-8393	250,000.00	250,000.00					250,000.00
CML PHASE IIIB LATERAL EXP							
GO22-376-320215: Lapse 12/31/22 CBS-6635	250,000.00	250,000.00	248,535.50		1,464.50		
GO23-377-330222: Lapse 12/31/23 CBS-6635	13,500,000.00	13,500,000.00	5,902,600.95	5,387,737.32		2,209,661.73	
CML PH II/III INTERFC DEVT							
GO22-376-320214: Lapse 12/31/22 CBS-6634	824,945.42	824,945.42	793,641.20		31,199.84	104.38	
GO23-377-340224: Lapse 12/31/24 CBS-6634	1,200,000.00	1,200,000.00	214,325.00	168,602.99		817,072.01	
	<b>33,343,447.51</b>	<b>30,338,357.51</b>	<b>13,105,822.12</b>	<b>5,125,206.24</b>	<b>1,789,030.56</b>	<b>9,267,234.59</b>	<b>1,051,064.00</b>



**County of Maui**  
**Capital Improvement Projects Report (Excluding Department of Water Supply)**  
**As of 12/31/2024**

Appendix A-1

<b>13-908 Solid Waste Facilities</b>	<b>Original Appropriation</b>	<b>Alloted To Date</b>	<b>Expenditure Prior Years</b>	<b>Expenditure Current Year</b>	<b>Amount Lapsed</b>	<b>Encumbrance</b>	<b>Allotment Balance</b>
<b>West Maui Community Plan Area</b>							
OLOWALU LF SITE RESTORATION SW18-305-389717: Lapse 12/31/18 CBS-2725	950,000.00	950,000.00	902,977.23		40.72	46,982.05	
<b>Lanai Community Plan Area</b>							
LANAI LANDFILL GROUND H2O EXEM SW23-305-330012: Lapse 12/31/23 CBS-7238	250,000.00	250,000.00	207,798.63	610.20	41,591.17		
<b>Molokai Community Plan Area</b>							
KALAMAULA LF SITE RESTORATION SW18-305-389708: Lapse 12/31/18 CBS-2727	230,000.00	230,000.00	117,151.00		1,429.00	111,420.00	
MOLOKAI LF PHASE V EXP GO21-375-310218: Lapse 12/31/21 CBS-4606	232,195.00	232,195.00	232,193.44			1.56	
MOLOKAI LANDFILL MASTER PLAN SW24-305-340016: Lapse 12/31/24 CBS-7868	250,000.00	250,000.00	80,975.00			169,025.00	
SW25-305-350010: Lapse 12/31/25 CBS-5497	500,000.00	500,000.00					500,000.00
	<b>1,212,195.00</b>	<b>1,212,195.00</b>	<b>430,319.44</b>	<b>0.00</b>	<b>1,429.00</b>	<b>280,446.56</b>	<b>500,000.00</b>
<b>Countywide</b>							
INTEGRATED SW MGT PLAN UPDTE SW25-305-350001: Lapse 12/31/25 CBS-3565	50,000.00	50,000.00					50,000.00
ENV'TAL COMP SYS DSGN/CTNS SW20-305-301C00: Lapse 12/31/20 CBS-3182	500,000.00	500,000.00	224,691.45		215,646.64	59,661.91	
SW22-305-320C00: Lapse 12/31/22 CBS-3182	250,000.00	250,000.00	249,318.83		681.17		
SW23-305-330C00: Lapse 12/31/23 CBS-3182	500,000.00	500,000.00	487,014.70	12,944.52	40.37		
SW24-305-340C00: Lapse 12/31/24 CBS-3182	750,000.00	750,000.00	427,368.04	86,711.07	.04	235,920.85	
SW25-305-350C00: Lapse 12/31/25 CBS-3182	750,000.00	750,000.00		57,378.35		106,621.65	586,000.00
PARTIAL CLOSURE OF ACTV LNDFLS SW24-305-340C01: Lapse 12/31/24 CBS-7867	50,000.00	50,000.00			100.00	49,900.00	
	<b>2,850,000.00</b>	<b>2,850,000.00</b>	<b>1,388,393.02</b>	<b>157,033.94</b>	<b>216,468.22</b>	<b>452,104.82</b>	<b>636,000.00</b>
<b>TOTAL Solid Waste Facilities</b>	<b>38,605,642.51</b>	<b>35,600,552.51</b>	<b>16,035,310.44</b>	<b>5,282,850.38</b>	<b>2,048,559.67</b>	<b>10,046,768.02</b>	<b>2,187,064.00</b>

**County of Maui**  
**Capital Improvement Projects Report (Excluding Department of Water Supply)**  
**As of 12/31/2024**

Appendix A-1

<b>13-909 Wastewater Facilities</b>	<b>Original Appropriation</b>	<b>Allotted To Date</b>	<b>Expenditure Prior Years</b>	<b>Expenditure Current Year</b>	<b>Amount Lapsed</b>	<b>Encumbrance</b>	<b>Allotment Balance</b>
<b>Paia-Haiku Community Plan Area</b>							
PAIA WW PUMP STATION MODIFICAT							
WM23-303-330014: Lapse 12/31/23 CBS-3207	150,000.00	150,000.00	20,071.00	9,050.00		120,879.00	
WM24-303-340017: Lapse 12/31/24 CBS-3207	250,000.00	250,000.00				250,000.00	
WM25-303-350012: Lapse 12/31/25 CBS-3207	1,500,000.00	1,500,000.00					1,500,000.00
SPRECKLESVILLE FM REPLACEMENT							
GO21-375-310221: Lapse 12/31/21 CBS-4588	346,520.00	346,520.00	315,558.00			30,962.00	
GO22-376-315221: Lapse 12/31/21 CBS-4588	13,480.00	13,480.00				13,480.00	
GO23-377-330215: Lapse 12/31/23 CBS-4588	3,600,000.00	3,600,000.00				3,600,000.00	
GO23-377-350204: Lapse 12/31/25 CBS-4588	2,600,000.00						
	<b>8,460,000.00</b>	<b>5,860,000.00</b>	<b>335,629.00</b>	<b>9,050.00</b>	<b>0.00</b>	<b>4,015,321.00</b>	<b>1,500,000.00</b>
<b>Wailuku-Kahului Community Plan Area</b>							
WAI-KAH EPA COMP SEWER REHAB							
WM18-303-389715: Lapse 12/31/18 CBS-1131	1,000,000.00	1,000,000.00	630,152.87	212,157.30		157,689.83	
WM19-303-390025: Lapse 12/31/19 CBS-1131	2,000,000.00	2,000,000.00	318,273.19		90,992.50	1,590,734.31	
WM20-303-301324: Lapse 12/31/20 CBS-1131	4,000,000.00	4,000,000.00	157,275.00		3,728,800.00	113,925.00	
GO21-375-310229: Lapse 12/31/21 CBS-1131	137,800.00	137,800.00	72,195.00			65,605.00	
WM23-303-330028: Lapse 12/31/23 CBS-1131	1,000,000.00	1,000,000.00	100,800.00		236,716.00	662,484.00	
GO23-377-340228: Lapse 12/31/24 CBS-1131	1,000,000.00	509,582.31		242,426.17		267,156.14	
WM25-303-350019: Lapse 12/31/25 CBS-1131	2,000,000.00	2,000,000.00					2,000,000.00
UPPER WAIKO ROAD SEWER EXTENS							
WM23-303-330023: Lapse 12/31/23 CBS-3204	150,000.00	150,000.00	68,795.40			81,204.60	
WAIKO RD SUBDIV SEWER SYSTEM							
GO21-375-310230: Lapse 12/31/21 CBS-1158	500,000.00	500,000.00	202,579.17	10,765.93		286,654.90	()
WAI-KAH RECYCLED WTR FM							
WM18-303-389716: Lapse 12/31/18 CBS-1171	500,000.00	500,000.00	277,323.08		43.00	222,633.92	
GO21-375-301223: Lapse 12/31/20 CBS-1171	500,000.00	494,640.00	18,631.07			476,008.93	
GO22-376-310231: Lapse 12/31/21 CBS-1171	750,000.00	750,000.00				750,000.00	
WAIIEHU KOU WW PUMP STATION MOD							
WM23-303-330024: Lapse 12/31/23 CBS-5526	200,000.00	200,000.00	200,000.00				
WM24-303-340026: Lapse 12/31/24 CBS-5526	200,000.00	200,000.00	68,386.89	131,613.11			
C MAUI REGIONAL WWRP/WAIKAPU							
GO22-376-315228: Lapse 12/31/21 CBS-3206	1,953,689.88	1,953,680.00	1,122,296.37	310,271.89		521,111.74	()
SH22-323-320080: CBS-3206		3,500,000.00				3,500,000.00	
KAHULUI BEACH RD SEWER LINE							
GO23-377-340227: Lapse 12/31/24 CBS-7234	1,500,000.00	9,120.00	3,000.00			6,120.00	
WAIKAPU/WAILUKU DIV GRAV SEWER							
WM23-303-330025: Lapse 12/31/23 CBS-6084	1,000,000.00	1,000,000.00	9,882.54			990,117.46	
WAIKAPU/WAILUKU DIV PS AND FM							
WM23-303-330026: Lapse 12/31/23 CBS-6083	1,000,000.00	1,000,000.00	10,604.22			989,395.78	
WAI-KAH SOIL AQUIFER TRTMNT							
WM20-303-301326: Lapse 12/31/20 CBS-5033	1,350,000.00	1,350,000.00	105,292.90		350,000.00	894,707.10	
WAI-KAH RECYCLED WTR PS							

**County of Maui**  
**Capital Improvement Projects Report (Excluding Department of Water Supply)**  
**As of 12/31/2024**

Appendix A-1

<b>13-909 Wastewater Facilities</b>	<b>Original Appropriation</b>	<b>Alloted To Date</b>	<b>Expenditure Prior Years</b>	<b>Expenditure Current Year</b>	<b>Amount Lapsed</b>	<b>Encumbrance</b>	<b>Allotment Balance</b>
WM20-303-301327: Lapse 12/31/20 CBS-5034 WAILUKU WW PUMP STATION MOD	600,000.00	600,000.00	8,409.57			591,590.43	
WM23-303-330027: Lapse 12/31/23 CBS-2323	500,000.00	500,000.00		44,383.23	278,084.00	177,532.77	
WM25-303-350017: Lapse 12/31/25 CBS-2323 WAI-KAH EPA COMPL SEWER REHAB	1,500,000.00	1,500,000.00					1,500,000.00
WM22-303-320018: Lapse 12/31/22 CBS-1146	2,000,000.00	2,000,000.00	40,193.00		1,547,705.00	412,102.00	
WM22-303-320020: Lapse 12/31/22 CBS-1146 WAI/KAH WWRF CONCRETE REHAB	250,000.00	250,000.00	62,310.00	11,130.00	115,800.00	60,760.00	
WM25-303-350018: Lapse 12/31/25 CBS-3574	500,000.00	500,000.00					500,000.00
	<b>26,091,489.88</b>	<b>27,604,822.31</b>	<b>3,476,400.27</b>	<b>962,747.63</b>	<b>6,348,140.50</b>	<b>12,817,533.91</b>	<b>4,000,000.00</b>
<b>Kihei-Makena Community Plan Area</b>							
KAIOLA PL SEWER EXPANSION							
WM22-303-320004: Lapse 12/31/22 CBS-5032 KIHEI WW PUMP STATION NO. 5	100,000.00	100,000.00	100,000.00				
WM24-303-340010: Lapse 12/31/24 CBS-3568 KIHEI NO.6 FM REPLCMNT	600,000.00	600,000.00				600,000.00	
WM22-303-320005: Lapse 12/31/22 CBS-2729 KIHEI WWPS NO.2 MODIFI/UPGRADE	650,000.00	650,000.00	132,024.24			517,975.76	
WM22-303-320007: Lapse 12/31/22 CBS-5519 KIHEI WWPS #7 RELOCATION	200,000.00	200,000.00	66,790.05	43,012.95	90,197.00		
GO23-377-320208: Lapse 12/31/22 CBS-3570	800,000.00	799,977.00	220,903.50	58,345.25		520,728.25	
WM24-303-340011: Lapse 12/31/24 CBS-3570 KIHEI WW PUMP STATION NO. 3	1,100,000.00	1,100,000.00			232,906.00	867,094.00	
WM25-303-350006: Lapse 12/31/25 CBS-3198 KIHEI NO.4 FM REPLACEMENT	400,000.00	400,000.00					400,000.00
GO21-375-310213: Lapse 12/31/21 CBS-3564 KIHEI LAND APPLICATION SYSTEM	300,000.00	300,000.00	88,186.16			211,813.84	
GO22-376-310214: Lapse 12/31/21 CBS-5520 KIHEI WW PUMP STATION NO. 8	1,000,000.00	241,549.00	17,141.78			224,407.22	
WM25-303-350007: Lapse 12/31/25 CBS-5027 KIHEI-MAKENA SEWER EXP	600,000.00	600,000.00					600,000.00
GO21-375-301224: Lapse 12/31/20 CBS-6064 KIHEI WWRF GRIT SYS REPLACE	848,778.74	435,757.80	371,935.42		31,249.80	32,572.58	
GO23-377-330210: Lapse 12/31/23 CBS-5026 KIHEI WWRF UV SYSTEM UPGRADE	4,000,000.00	599,991.00		225,985.51		374,005.49	
WM25-303-350008: Lapse 12/31/25 CBS-5031 KIHEI IN-PLANT/EFFLUENT PS UPG	400,000.00	400,000.00					400,000.00
WM20-303-301306: Lapse 12/31/20 CBS-5029 KIHEI NO.3 FM REPLCMNT	750,000.00	750,000.00	637,396.69	9,573.31		103,030.00	
WM20-303-301307: Lapse 12/31/20 CBS-3563	480,000.00	480,000.00	309,420.21	48,328.12	717.00	121,534.67	
GO23-377-330209: Lapse 12/31/23 CBS-3563 KIHEI WWPS NO.9 MODI/UPGRD	4,800,000.00	4,800,000.00		300,000.00		4,500,000.00	

**County of Maui**  
**Capital Improvement Projects Report (Excluding Department of Water Supply)**  
**As of 12/31/2024**

Appendix A-1

<b>13-909 Wastewater Facilities</b>	<b>Original Appropriation</b>	<b>Alloted To Date</b>	<b>Expenditure Prior Years</b>	<b>Expenditure Current Year</b>	<b>Amount Lapsed</b>	<b>Encumbrance</b>	<b>Allotment Balance</b>
GO23-377-320209: Lapse 12/31/22 CBS-5028	2,300,000.00	2,300,000.00	481,422.03	18,415.98		1,800,161.99	
GO23-377-340214: Lapse 12/31/24 CBS-5028	500,000.00	500,000.00				500,000.00	
<b>NORTH KIHEI MAUKA TRANS</b>							
WM19-303-390010: Lapse 12/31/19 CBS-2321	1,500,000.00	1,500,000.00	974,686.00	146,030.00	3,356.00	375,928.00	
GO23-377-350202: Lapse 12/31/25 CBS-2321	6,000,000.00						
<b>NORTH KIHEI REUSE DIST EXP</b>							
WM23-303-330008: Lapse 12/31/23 CBS-5521	400,000.00	400,000.00			55,250.00	344,750.00	
GO23-377-350203: Lapse 12/31/25 CBS-5521	1,500,000.00						
<b>KIHEI WW PUMP STATION NO 4</b>							
WM23-303-330006: Lapse 12/31/23 CBS-3199	200,000.00	200,000.00		33,242.00		166,758.00	
WM24-303-340008: Lapse 12/31/24 CBS-3199	350,000.00	350,000.00				350,000.00	
<b>NORTH KIHEI R-1 LINE REPLACE</b>							
WM23-303-330007: Lapse 12/31/23 CBS-7246	1,900,000.00	1,900,000.00	729,923.61	1,170,076.39			
WM24-303-340012: Lapse 12/31/24 CBS-7246	450,000.00	450,000.00		446,938.50	3,061.50		
	<b>32,128,778.74</b>	<b>20,057,274.80</b>	<b>4,129,829.69</b>	<b>2,499,948.01</b>	<b>416,737.30</b>	<b>11,610,759.80</b>	<b>1,400,000.00</b>
<b>West Maui Community Plan Area</b>							
<b>LAH WWRF RAS/DEWATER UPGRADE</b>							
WM23-303-330032: Lapse 12/31/23 CBS-3575	700,000.00	700,000.00	197,338.65	361,230.23	1,970.00	139,461.12	
SH/LN-341-350022: Lapse 12/31/25 CBS-3575	7,000,000.00	7,000,000.00				939,564.00	6,060,436.00
<b>NAPILI WWPS #1 MODIFICATIONS</b>							
GO22-376-320221: Lapse 12/31/22 CBS-1177	550,000.00	550,000.00	334,993.08			215,006.92	
GO23-377-350206: Lapse 12/31/25 CBS-1177	5,500,000.00	614,334.00				614,334.00	
<b>LAHAINA FM NO. 3 REPLACEMENT</b>							
WM24-303-340030: Lapse 12/31/24 CBS-5522	300,000.00	300,000.00				300,000.00	
<b>NAPILI WWPS NO.3 MODI</b>							
SH/LN-341-320025: Lapse 12/31/22 CBS-1179	4,000,000.00	4,000,000.00		219,577.11		3,780,422.89	
WM23-303-330035: Lapse 12/31/23 CBS-1179	230,000.00	230,000.00			142,064.00	87,936.00	
SH/LN-341-340037: Lapse 12/31/24 CBS-1179	600,000.00	600,000.00			2,184.00	597,816.00	
<b>LAHAINA WWRF R-1 PROCESS EXP</b>							
GO23-377-320219: Lapse 12/31/22 CBS-3576	10,500,000.00	10,500,000.00	6,736,791.44	3,763,208.56			
WM23-303-330031: Lapse 12/31/23 CBS-3576	3,100,000.00	3,100,000.00		360,358.92		2,739,641.08	
GO23-377-340232: Lapse 12/31/24 CBS-3576	1,350,000.00	1,350,000.00	450,890.21	436,742.82		462,366.97	
<b>KAANAPALI RESORT R-1 WATER DIS</b>							
WM14-303-345374: Lapse 12/31/14 CBS-1952	700,000.00	700,000.00	700,000.00				
WM24-303-340029: Lapse 12/31/24 CBS-1952	150,000.00	150,000.00		102,292.32		47,707.68	
SH/LN-341-340036: Lapse 12/31/24 CBS-1952	8,500,000.00	8,500,000.00			4,039,007.47	4,460,992.53	
<b>NAPILI NO.2 FM REPLACEMENT</b>							
GO21-375-310234: Lapse 12/31/21 CBS-1168	149,988.00	149,988.00	35,685.71			114,302.29	
<b>WEST MAUI RECYCLED WATER PROJ</b>							
ARRA13-327-331183: C150054-23	3,500,000.00	3,500,000.00	3,205,090.33		131,612.00		163,297.67
WM14-303-345377: Lapse 12/31/14 CBS-1124	50,000.00	50,000.00	42,510.00	7,165.00	325.00		
GO21-375-301228: Lapse 12/31/20 CBS-1124	1,500,000.00	1,434,522.00	1,257,864.87	176,657.13			
GO22-376-315232: Lapse 12/31/21 CBS-1124	9,377,540.00	4,575,148.01	3,511,307.07	139,933.00		923,907.94	

**County of Maui**  
**Capital Improvement Projects Report (Excluding Department of Water Supply)**  
**As of 12/31/2024**

Appendix A-1

<b>13-909 Wastewater Facilities</b>	<b>Original Appropriation</b>	<b>Alloted To Date</b>	<b>Expenditure Prior Years</b>	<b>Expenditure Current Year</b>	<b>Amount Lapsed</b>	<b>Encumbrance</b>	<b>Allotment Balance</b>
GO23-377-317232: Lapse 12/31/21 CBS-1124		4,020,000.00				4,020,000.00	
SH/LN-341-320026: Lapse 12/31/22 CBS-1124	7,000,000.00	7,000,000.00	3,753,092.69	665,700.00		2,581,207.31	
GO23-377-326222: Lapse 12/31/22 CBS-1124	5,965,458.45	5,965,458.45	617,019.19	156,008.52		5,192,430.74	
SH/LN-341-330038: Lapse 12/31/23 CBS-1124	5,000,000.00	5,000,000.00	75,045.00		4,908,790.00	16,165.00	
<b>LAHAINA RECYCLE WATER FM CONST</b>							
WM25-303-350021: Lapse 12/31/25 CBS-6080	500,000.00	500,000.00					500,000.00
<b>NAPILI WWPS #2 MODIFICATIONS</b>							
GO21-375-310236: Lapse 12/31/21 CBS-1178	393,244.00	393,244.00	368,521.00	5,250.00		19,473.00	()
<b>NAPILI WWPS #4 MODIFICATIONS</b>							
SH/LN-341-310038: Lapse 12/31/21 CBS-1180	4,600,000.00	4,600,000.00	2,279,789.70	407,756.42	333,600.00	1,578,853.88	
WM23-303-330036: Lapse 12/31/23 CBS-1180	370,000.00	370,000.00				370,000.00	
<b>NAPILI NO.1 FM REPLACEMENT</b>							
GO22-376-320220: Lapse 12/31/22 CBS-1167	291,915.00	291,915.00	249,013.48	42,901.52			
WM23-303-330033: Lapse 12/31/23 CBS-1167	400,000.00	400,000.00		3,121.48		396,878.52	
SH/LN-341-350023: Lapse 12/31/25 CBS-1167	3,700,000.00	3,700,000.00					3,700,000.00
<b>LAHAINA WWRF ER GENERATOR RPLC</b>							
WM22-303-320023: Lapse 12/31/22 CBS-5548	500,000.00	500,000.00	484,595.34		7,458.00	7,946.66	
<b>HONOKOWAI R-1 WATER DISTRIB SY</b>							
WM25-303-350020: Lapse 12/31/25 CBS-1954	400,000.00	400,000.00					400,000.00
<b>W MAUI EPA COMPL SEWER REHAB</b>							
GO21-375-310233: Lapse 12/31/21 CBS-1146	123,468.42	123,468.42	106,238.95	2,342.69		14,886.78	
WM22-303-320024: Lapse 12/31/22 CBS-1146	2,000,000.00	2,000,000.00			122,066.00	1,877,934.00	
GO23-377-340234: Lapse 12/31/24 CBS-1146	2,000,000.00	710,942.00	145,131.27	245,167.37		320,643.36	
	<b>91,001,613.87</b>	<b>83,979,019.88</b>	<b>24,550,917.98</b>	<b>7,095,413.09</b>	<b>9,689,076.47</b>	<b>31,819,878.67</b>	<b>10,823,733.67</b>
<b>Lanai Community Plan Area</b>							
<b>LANAI WWR RECLAMATION FAC PLAN</b>							
WM22-303-320012: Lapse 12/31/22 CBS-4591	150,000.00	150,000.00	25,478.77		124.00	124,397.23	
WM25-303-350009: Lapse 12/31/25 CBS-4591	1,000,000.00	1,000,000.00					1,000,000.00
<b>LANAI WW TRMT POND RENOVATION</b>							
WM23-303-330013: Lapse 12/31/23 CBS-7250	2,000,000.00	2,000,000.00	116,171.94	16,248.19		1,867,579.87	
WM24-303-340015: Lapse 12/31/24 CBS-7250	500,000.00	500,000.00				500,000.00	
	<b>3,650,000.00</b>	<b>3,650,000.00</b>	<b>141,650.71</b>	<b>16,248.19</b>	<b>124.00</b>	<b>2,491,977.10</b>	<b>1,000,000.00</b>
<b>Molokai Community Plan Area</b>							
<b>KAUNAKAKAI EFFLUENT FM REPLCMN</b>							
WM25-303-350011: Lapse 12/31/25 CBS-1153	200,000.00	200,000.00					200,000.00
<b>WWRF RENOVATIONS AERATION BSN</b>							
GO21-375-310208: Lapse 12/31/21 CBS-1119	507,939.00	507,939.00	507,939.00				
	<b>707,939.00</b>	<b>707,939.00</b>	<b>507,939.00</b>	<b>0.00</b>	<b>0.00</b>	<b>0.00</b>	<b>200,000.00</b>
<b>Countywide</b>							
<b>CW EPA DECREE COMPLIANCE PRJ</b>							
WM14-303-345378: Lapse 12/31/14 CBS-1132	750,000.00	750,000.00	680,005.00		40,500.00	29,495.00	

**County of Maui**  
**Capital Improvement Projects Report (Excluding Department of Water Supply)**  
**As of 12/31/2024**

Appendix A-1

<b>13-909 Wastewater Facilities</b>	<b>Original Appropriation</b>	<b>Allotted To Date</b>	<b>Expenditure Prior Years</b>	<b>Expenditure Current Year</b>	<b>Amount Lapsed</b>	<b>Encumbrance</b>	<b>Allotment Balance</b>
WM20-303-301C04: Lapse 12/31/20 CBS-1132	500,000.00	500,000.00	132,059.70	203,988.87	3,279.00	160,672.43	
WM21-303-310C03: Lapse 12/31/21 CBS-1132	500,000.00	500,000.00	70,327.57	44,072.42	370,090.33	15,509.68	
WM22-303-320C03: Lapse 12/31/22 CBS-1132	500,000.00	500,000.00	78,411.21	59,447.01	71,654.91	290,486.87	
WM23-303-330C03: Lapse 12/31/23 CBS-1132	1,500,000.00	1,500,000.00		119,000.00	7,422.00	1,373,578.00	
WM24-303-340C02: Lapse 12/31/24 CBS-1132	1,000,000.00	1,000,000.00		522,741.00		477,259.00	
GO23-377-350C01: Lapse 12/31/25 CBS-1132	2,700,000.00						
WM25-303-350C02: Lapse 12/31/25 CBS-1132	500,000.00	500,000.00				107,822.00	392,178.00
CW EPA COMPLIANCE WWRF							
WM21-303-310C01: Lapse 12/31/21 CBS-1119	1,000,000.00	1,000,000.00	1,000,000.00				()
WM22-303-320C01: Lapse 12/31/22 CBS-1119	4,000,000.00	4,000,000.00	1,438,662.23	1,169,252.05	843.82	1,391,241.90	()
WM23-303-330C01: Lapse 12/31/23 CBS-1119	4,000,000.00	4,000,000.00	322,171.78	733,372.16	675.99	2,943,780.07	
WM24-303-340C03: Lapse 12/31/24 CBS-1119	4,150,000.00	4,150,000.00		142,298.00	2,216,555.16	1,791,146.84	
WM25-303-350C03: Lapse 12/31/25 CBS-1119	1,800,000.00	1,800,000.00		494,646.78		62,250.00	1,243,103.22
KIHEI WWRF CENTRAL LAB TRAILER							
GO22-376-310205: Lapse 12/31/21 CBS-1119	1,000,000.00	199,474.00	175,236.70	24,237.30			
CW WW SYSTEM MODIFICATIONS							
WM18-303-389C03: Lapse 12/31/18 CBS-1128	1,000,000.00	1,000,000.00	987,258.64		11,791.26	950.10	
WM20-303-301C03: Lapse 12/31/20 CBS-1128	1,000,000.00	1,000,000.00	800,357.54		199,642.46		
WM21-303-310C02: Lapse 12/31/21 CBS-1128	1,000,000.00	1,000,000.00	881,028.91		66,384.09	52,587.00	
WM22-303-320C02: Lapse 12/31/22 CBS-1128	1,000,000.00	1,000,000.00	929,370.47		292.33	70,337.20	
WM23-303-330C02: Lapse 12/31/23 CBS-1128	1,500,000.00	1,500,000.00	1,210,840.32	19,120.00	78,117.68	191,922.00	
WM24-303-340C05: Lapse 12/31/24 CBS-1128	3,000,000.00	3,000,000.00	64,482.91	36,812.83	4,119.92	2,894,584.34	
WM25-303-350C05: Lapse 12/31/25 CBS-1128	2,000,000.00	2,000,000.00		986,544.43		1,013,455.57	
CW WW RTU UPGRADES							
WM21-303-310C04: Lapse 12/31/21 CBS-5040	1,600,000.00	1,600,000.00	1,566,731.85		80.00	33,188.15	
CW WW PROJECT MANAGEMENT							
WM24-303-340C04: Lapse 12/31/24 CBS-7878	2,000,000.00	2,000,000.00			745,800.00	1,254,200.00	
WM25-303-350C04: Lapse 12/31/25 CBS-7878	1,000,000.00	1,000,000.00					1,000,000.00
	<b>39,000,000.00</b>	<b>35,499,474.00</b>	<b>10,336,944.83</b>	<b>4,555,532.85</b>	<b>3,817,248.95</b>	<b>14,154,466.15</b>	<b>2,635,281.22</b>
<b>TOTAL Wastewater Facilities</b>	<b>201,039,821.49</b>	<b>177,358,529.99</b>	<b>43,479,311.48</b>	<b>15,138,939.77</b>	<b>20,271,327.22</b>	<b>76,909,936.63</b>	<b>21,559,014.89</b>

**County of Maui**  
**Capital Improvement Projects Report (Excluding Department of Water Supply)**  
**As of 12/31/2024**

Appendix A-1

<u>13-909 Wastewater Facilities</u>	<u>Original Appropriation</u>	<u>Alloted To Date</u>	<u>Expenditure Prior Years</u>	<u>Expenditure Current Year</u>	<u>Amount Lapsed</u>	<u>Encumbrance</u>	<u>Allotment Balance</u>
<b>TOTAL CAPITAL PROJECTS FUND</b>	961,350,252.35	843,339,129.12	289,519,102.31	48,098,077.95	50,340,670.89	350,073,720.18	105,307,557.79

Countywide Capital Improvement Projects as of  
December 31, 2024

Appendix A-1

Project Number	Index	Project Title	Appropriation	Actual Expenditure	Encumbrance	Contract No.	Description
CBS-3182	350000	CW ENV'TAL COMP SYS DSGN/CTNS	750,000.00				
	350070	CW ENV'TAL COMP SYS\LFG FLARE			13,000.00	C8020	Design & Manufacturing Services
	350078	CW ENV'TAL COMP SYS\COM OP FAC		57,378.35	93,621.65	C7771	Permitting, Design, and CQA
	<b>Total</b>		<b>750,000.00</b>	<b>57,378.35</b>	<b>106,621.65</b>		
CBS-1132	350201	CW EPA COMPLIANCE PRJ	2,700,000.00				
	<b>Total</b>		<b>2,700,000.00</b>	<b>0.00</b>	<b>0.00</b>		
CBS-1132	350002	CW EPA COMPLIANCE PRJ	500,000.00				
CBS-4591	350099	CW EPA COMP KAUNAKAKAI SEWR P1			107,822.00	C8081	Construction Services
	<b>Total</b>		<b>500,000.00</b>	<b>0.00</b>	<b>107,822.00</b>		
CBS-1119	350003	CW EPA COMPLIANCE WWRF	1,800,000.00				
	350089	CW EPA COMP WWRF/KIHEI R-1 WTR		494,646.78		C7854	Construction Services
	350095	CW EPA COMP WWRF/W MAUI REC WT			62,250.00	C4930	Engineering Services
	<b>Total</b>		<b>1,800,000.00</b>	<b>494,646.78</b>	<b>62,250.00</b>		
CBS-7878	350004	CW WW PROJECT MANAGEMENT	1,000,000.00				
	<b>Total</b>		<b>1,000,000.00</b>	<b>0.00</b>	<b>0.00</b>		
CBS-1128	350005	CW WW SYSTEM MODIFICATIONS	2,000,000.00				
	350061	CW WW SYSTEM MOD/KIHEI R1 FM R		969,301.61	25,000.00	C7078 C7854	Engineering Services Construction Services
	350063	CW WW SYSTEM MOD/W MAUI RECY W		5,062.97	312,128.03	C4930	Engineering Services
	350065	CW WW SYSTEM MOD/KIHEI STORAGE		12,179.85	173,059.18	C8110 PO 435040	Construction Services Construction Services
	350071	CW WW SYSTEM MOD/KIHEI 5 PS MO			175,122.00	C8404	Consulting Services
	350085	CW WW SYSTEM MOD/HELENE SEPTIC			328,146.36	C7822	Construction Services
	<b>Total</b>		<b>2,000,000.00</b>	<b>986,544.43</b>	<b>1,013,455.57</b>		
CBS-8404	350208	PUMP STATION TEMP REPAIRS	5,000,000.00				
	<b>Total</b>		<b>5,000,000.00</b>	<b>0.00</b>	<b>0.00</b>		
CBS-8405	350209	ROAD/SIDEWALK REPR AUG23 FIRES	5,000,000.00				
	<b>Total</b>		<b>5,000,000.00</b>	<b>0.00</b>	<b>0.00</b>		
CBS-8406	350210	ROADWAY CONNECTIVITY EVACUATIO	5,000,000.00				



Countywide Capital Improvement Projects as of  
December 31, 2024

Appendix A-1

Project Number	Index	Project Title	Appropriation	Actual Expenditure	Encumbrance	Contract No.	Description
<b>Total</b>			<b>5,000,000.00</b>	<b>0.00</b>	<b>0.00</b>		
CBS-8407	350211	ROADWAY CNNCT EVAC-LAND ACQUIS	8,000,000.00				
<b>Total</b>			<b>8,000,000.00</b>	<b>0.00</b>	<b>0.00</b>		
CBS-8408	350212	STORM DRAIN/FLOOD/WTR QUAL IMP	8,000,000.00				
<b>Total</b>			<b>8,000,000.00</b>	<b>0.00</b>	<b>0.00</b>		

Countywide Capital Improvement Projects as of  
December 31, 2024

Appendix A-1

Project Number	Index	Project Title	Appropriation	Actual Expenditure	Encumbrance	Contract No.	Description
CBS-8409	350213	FIRE FLOW IMPRVMT TO WATER SYS	8,000,000.00				
	<b>Total</b>		<b>8,000,000.00</b>	<b>0.00</b>	<b>0.00</b>		
CBS-6633	350214	CW DRAINLINE REPLACEMENT PROGR	3,000,000.00				
	350225	CW DRAIN/CNTRL & W MAUI DRAINL			2,594,070.00	C8454	Construction Services
	<b>Total</b>		<b>3,000,000.00</b>	<b>0.00</b>	<b>2,594,070.00</b>		
CBS-7232	350215	CW DPW BASEYARD FACILITIES	3,750,000.00				
	<b>Total</b>		<b>3,750,000.00</b>	<b>0.00</b>	<b>0.00</b>		
CBS-7870	350216	CW ROCKFL & EMBNK REPR	7,400,000.00				
	<b>Total</b>		<b>7,400,000.00</b>	<b>0.00</b>	<b>0.00</b>		
CBS-5022	350217	CW FEDERAL AID PROGRAM	10,435,000.00				
	350224	CW FED AID WAIALE RD EXT			765,509.53	C7478	Consulting Services
	<b>Total</b>		<b>10,435,000.00</b>	<b>0.00</b>	<b>765,509.53</b>		
CBS-1023	350218	CW RD RESURF/PVMT PRESRVTN	1,700,000.00				
	<b>Total</b>		<b>1,700,000.00</b>	<b>0.00</b>	<b>0.00</b>		
CBS-1039	350220	CW BUS STOPS & SHELTERS	600,000.00				
	<b>Total</b>		<b>600,000.00</b>	<b>0.00</b>	<b>0.00</b>		
CBS-1003	350024	CW FIRE FACILITIES	870,000.00				
	350062	CW FIRE\LAHAINA STN AUTO XFER			14,757.00	C8124	Electrical Contracting Services
	350066	CW FIRE\PUKOO RELOCATION			3,500.00	C7681	Planning and Design Services
	350086	CW FIRE\KULA APPARATUS BAY			52,579.00	C8398	Design Services
	<b>Total</b>		<b>870,000.00</b>	<b>0.00</b>	<b>70,836.00</b>		
CBS-8396	350028	CW CONSTRUC PROJECT MANAGEMENT	2,000,000.00				
	350090	CW CONS PRJ MGMT/PAIA GYM			714,800.00	C8407	Construction Management
	350092	CW CON PRJ MGMT/WAR MEM FB STD			57,722.00	C8101	Construction Management
	<b>Total</b>		<b>2,000,000.00</b>	<b>0.00</b>	<b>772,522.00</b>		

Countywide Capital Improvement Projects as of  
December 31, 2024

Appendix A-1

Project Number	Index	Project Title	Appropriation	Actual Expenditure	Encumbrance	Contract No.	Description
CBS-3232	350029	CW PLAYGROUND IMPROVEMENTS	1,500,000.00				
	<b>Total</b>		<b>1,500,000.00</b>	<b>0.00</b>	<b>0.00</b>		

Countywide Capital Improvement Projects as of  
December 31, 2024

Appendix A-1

Project Number	Index	Project Title	Appropriation	Actual Expenditure	Encumbrance	Contract No.	Description
CBS-1117	350030	CW PARKS ADA IMPROVEMENTS	500,000.00				
	<b>Total</b>		<b>500,000.00</b>	<b>0.00</b>	<b>0.00</b>		
CBS-4581	350031	CW PARKS FACILITIES	1,000,000.00				
	350073	CW PARKS FAC/LIHIKAI SCH PARK			91,088.12	C7793	Construction Services
	350074	CW PARKS FAC/IRON MAEHARA STDM			8,794.00	C6393 C7522	Engineering Services Construction Services
	350075	CW PARKS FAC/VELMA SANTOS IMP			4,420.00	C7792	Construction Services
	350076	CW PARKS FAC/WELLS PARK WALL			7,651.00	C6855	Engineering Services
	350079	CW PARKS FAC/LAH REC CTR FENC			134,000.00	C8009	Fencing Replacement
	350080	CW PARKS FAC/KEPANIWAI HERITGE			9,049.00	C7748	Construction Services
	350081	CW PARKS FAC/LANAI YOUTH CTR			54,516.29	C7904	Construction Services
	350083	CW PARKS FAC/HANA CC F PARKING			13,250.00	C6933	Engineering Services
	350084	CW PARKS FAC/HELENE HALL SEPTC		5,256.54	80,000.00	PO 446472 C7822	Septic Pumping Construction Services
	350087	CW PARKS FAC/HAIKU PARK RESTRM			24,665.00	C7791	Construction Services
	350104	CW PARKS FAC/LANAI FRASER DOG			93,972.00	C8434	Construction Services
	<b>Total</b>		<b>1,000,000.00</b>	<b>5,256.54</b>	<b>521,405.41</b>		
CBS-1010	350043	CW POLICE FACILITIES	1,300,000.00				
	<b>Total</b>		<b>1,300,000.00</b>	<b>0.00</b>	<b>0.00</b>		
CBS-6069	350044	CW BRIDGE/DRAINAGE PROGRAM	5,915,000.00				
	350056	CW BRIDGE/DRAINAGE CATCHALL			524,542.07	C8341	Bridge Inspections
	350057	CW BRIDGE/DRAINAGE REVIEW FEES		29,706.20		RPVFN27A	Engineering Services
	350069	CW BRIDGE/KULANIHAKOI STREAM			627,707.84	C8331	Sediment Removal
	350082	CW BRIDGE/WM DPW DAM SFTY PGRM			133,897.00	C8040	Dam Safety Program
	350093	CW BRIDGE CONSTR MGMT VAR PROJ			124,765.54	C8421	Construction Management
	350098	CW BRG/SHRLENE L HONOAPIILANI			36,184.00	C8037	Temporary Shoreline Protection
	<b>Total</b>		<b>5,915,000.00</b>	<b>29,706.20</b>	<b>1,447,096.45</b>		
CBS-7232	350045	CW DPW BASEYARD FACILITIES	3,550,000.00				
	350067	CW DPW BSYD\MAUI VETERNS CEMET			137,312.00	C8357	Construction Services
	350097	CW DPW BSYD/WAILUKU TIRE SHOP			252,682.71	C8417	Construction Services
	<b>Total</b>		<b>3,550,000.00</b>	<b>0.00</b>	<b>389,994.71</b>		
CBS-6070	350046	CW FACILITY MAINTENANCE PROGRAM	3,650,000.00				
	350091	CW FAC MAINT VAR BDG AC REPAIR			16,148.42	C8396	Repair Services
	350094	CW FAC MNT ABOVE-GRND FUEL STR			74,357.88	C8439	Design Services

Countywide Capital Improvement Projects as of  
December 31, 2024

Appendix A-1

Project Number	Index	Project Title	Appropriation	Actual Expenditure	Encumbrance	Contract No.	Description
<b>Total</b>			<b>3,650,000.00</b>	<b>0.00</b>	<b>90,506.30</b>		
CBS-6067	350047	CW TRAFFIC/SAFETY PROGRAM	100,000.00				
	<b>Total</b>		<b>100,000.00</b>	<b>0.00</b>	<b>0.00</b>		
CBS-1023	350048	CW RD RESURF/PVMT PRESRVTN	10,550,000.00				
	350052	CW RD RESURF/PVMT CATCHALL		95,810.69	304,075.97	PO 443006 PO 444200 PO 445548 PO 445680	Asphalt products Mastic Concrete barriers Mastic
	350053	CW RD RESURF/PVMT REVIEW FEES		26,008.48		C8366 RPVPN27A	Pavement preservation products Fees
	350059	CW RD RESURF/MOLOKAI DISTRCT R			800,000.00	C8179	Paving Services
	350060	CW RD RESURF/UPCNTRY/HAIKU DST		430.53		PPGPD02C	Plans
	350088	CW RD RESURF/ST MONUMENT CERT			200,000.00	C8373	Surveying Services
	350105	CW RESRF/CTRL_S MAUI DST FY24			1,063,845.38	C8423	Construction Services
	<b>Total</b>		<b>10,550,000.00</b>	<b>122,249.70</b>	<b>2,367,921.35</b>		
CBS-6067	350049	CW TRAFFIC/SAFETY PROGRAM	6,800,000.00				
	350054	CW TRAFFIC/SAFETY CATCHALL			422,745.95	PO 444635 PO 446183 C7468 C7929	Materials and supplies, Consulting Services
	350055	CW TRAFFIC/SAFETY REVIEW FEES		3,597.51		RPVPN27A	Fees
	350077	CW TRAF/SFTY KEAWE ST PORT TRF			320,127.03	C8387	Materials and Supplies
	350096	CW TRF KAONOULU/KENOLIO RNDABT			423,606.00	C8402	Construction Services
	350103	CW TRF W MAUI GREENWAY ENVR PH			199,679.00	C8426	Consulting Services
	<b>Total</b>		<b>6,800,000.00</b>	<b>3,597.51</b>	<b>1,366,157.98</b>		
<b>Grand Total</b>			<b>112,370,000.00</b>	<b>1,699,379.51</b>	<b>11,676,168.95</b>		

**This page has been intentionally left blank.**

**County of Maui**  
**Capital Improvement Program by District Job and Index**  
**Fiscal Year Ending 6/30/2025 - as of 12/31/2024**

02 Paia-Haiku			Prior Year Encumbrance / Carryover	Amended Budget / Lapses	Working Budget less Lapses	Year to Date Expended	Current Encumbrance 12/31/2024	Balance Available
Job	SFND	Index						
	552	524060	UPCOUNTRY RELIABLE CAP-US GEOL	800,000		800,000		800,000
		District ***	Paia-Haiku	800,000	0	800,000	0	800,000

**County of Maui**  
**Capital Improvement Program by District Job and Index**  
**Fiscal Year Ending 6/30/2025 - as of 12/31/2024**

<b>03 Makawao-Pukalani-Kula</b>								
<b>Job</b>	<b>SFND</b>	<b>Index</b>	<b>Prior Year Encumbrance / Carryover</b>	<b>Amended Budget / Lapses</b>	<b>Working Budget less Lapses</b>	<b>Year to Date Expended</b>	<b>Current Encumbrance 12/31/2024</b>	<b>Balance Available</b>
	552	524040	UPPER KULA TRANSMISSION IMPVTS	2,500,000				2,500,000
	552	524050	UPCOUNTRY RELIABLE CAPACITY	200,000			101,333	98,667
	564	545235	KAMOLE WTP RAW WATER RESERVOIR		800,000			800,000
	564	545240	UPCOUNTRY RELIABLE CAPACITY		250,000			250,000
	564	545245	UPCOUNTRY RELIABLE CAP-DNLR WE		500,000		79,700	420,300
14-05	552	524750	MAK-PUK-KULA DIST SYST IMPRV	6,929		6,929	2,388	4,542
17-02	564	547020	UPCOUNTRY RELIABLE CAPACITY	65,272		65,272		65,272
23-35	552	523800	UPPER KULA TRANSMISSION IMPVTS	455,449		455,449		455,449
			<b>District *** Makawao-Pukalani-Kula</b>	<b>3,227,650</b>	<b>1,550,000</b>	<b>4,777,650</b>	<b>2,388</b>	<b>4,073,509</b>



**County of Maui**  
**Capital Improvement Program by District Job and Index**  
**Fiscal Year Ending 6/30/2025 - as of 12/31/2024**

Appendix A-2

<b>04 Wailuku-Kahului</b>									
<b>Job</b>	<b>SFND</b>	<b>Index</b>	<b>Prior Year Encumbrance / Carryover</b>	<b>Amended Budget / Lapses</b>	<b>Working Budget less Lapses</b>	<b>Year to Date Expended</b>	<b>Current Encumbrance 12/31/2024</b>	<b>Balance Available</b>	
	549	533200	KANAHA BEACH PRK GREYWTR REUSE	1,250,000		1,250,000	1,250,000		
	552	525065	CENTRAL MAUI RELIABLE CAPACITY		250,000	250,000		250,000	
	564	544035	WAIEHU HEIGHTS WELL 1 REPLCMNT	300,000		300,000	300,000		
	564	545250	WAIEHU HEIGHTS WELL 1 REPLCMNT		2,000,000	2,000,000		2,000,000	
01-38	549	531120	CW RELIABLE CAP MALUHIA WELL	500,948		500,948	500,948		
11-01	542	501030	KAHULUI TANK II - CONSTRUCTION	1,750,000		1,750,000	1,750,000		
17-03	564	547030	CENTRAL MAUI RELIABLE CAPACITY	308,061		308,061	308,061		
18-09	552	529050	CENTRAL MAUI RELIABLE CAPACITY	51,215		51,215	46,539	4,676	
23-04	564	543430	CENTRAL MAUI RELIABLE CAPACITY	770,418		770,418	400,425	369,993	
23-05	552	523560	WAIEHU HEIGHTS WELL 1 REPLACEM	203,885		203,885	203,885		
ORD 5122	549	536120	KANAHA BEACH GREYWATER REUSE	400,604		400,604		400,604	
ORD#5572	552	524070	1888 Wili Pa Loop Bldg Imprvt	144,987		144,987	127,337	17,650	
			<b>District *** Wailuku-Kahului</b>	<b>5,680,118</b>	<b>2,250,000</b>	<b>7,930,118</b>	<b>778,186</b>	<b>4,884,282</b>	<b>2,267,650</b>

**County of Maui**  
**Capital Improvement Program by District Job and Index**  
**Fiscal Year Ending 6/30/2025 - as of 12/31/2024**

Appendix A-2

06 West Maui			Prior Year	Amended	Working	Year	Current	Balance
Job	SFND	Index	Encumbrance / Carryover	Budget / Lapses	Budget less Lapses	to Date Expended	Encumbrance 12/31/2024	Available
	552	523960	WEST MAUI RELIABILITY	52,768			52,768	
	564	544045	WEST MAUI RELIABILITY CAPACITY	900,000		108,411	203,889	587,700
	564	545255	WEST MAUI RELIABILITY CAPACITY		5,840,000			5,840,000
1106	552	529540	WEST MAUI SOURCE DEVELOPMENT	59,471			59,471	
15-04	564	542230	WEST MAUI RELIABILITY	12,240			12,240	
15-04	564	543230	WEST MAUI RELIABILITY CAPACITY	98,016		3,480	94,536	
20-04	558	561000	WEST MAUI RELIABLE CAPACITY	43,535			43,535	
2004	552	520950	WEST MAUI RELIABLE CAPACITY	256,336		1,686	254,650	
			<b>District *** West Maui</b>	<b>1,422,366</b>	<b>5,840,000</b>	<b>113,577</b>	<b>721,089</b>	<b>6,427,700</b>

**County of Maui**  
**Capital Improvement Program by District Job and Index**  
**Fiscal Year Ending 6/30/2025 - as of 12/31/2024**

08 Molokai			Prior Year	Amended	Working	Year	Current	Balance
Job	SFND	Index	Encumbrance / Carryover	Budget / Lapses	Budget less Lapses	to Date Expended	Encumbrance 12/31/2024	Available
	552	525045		500,000	500,000			500,000
		District *** Molokai	0	500,000	500,000	0	0	500,000

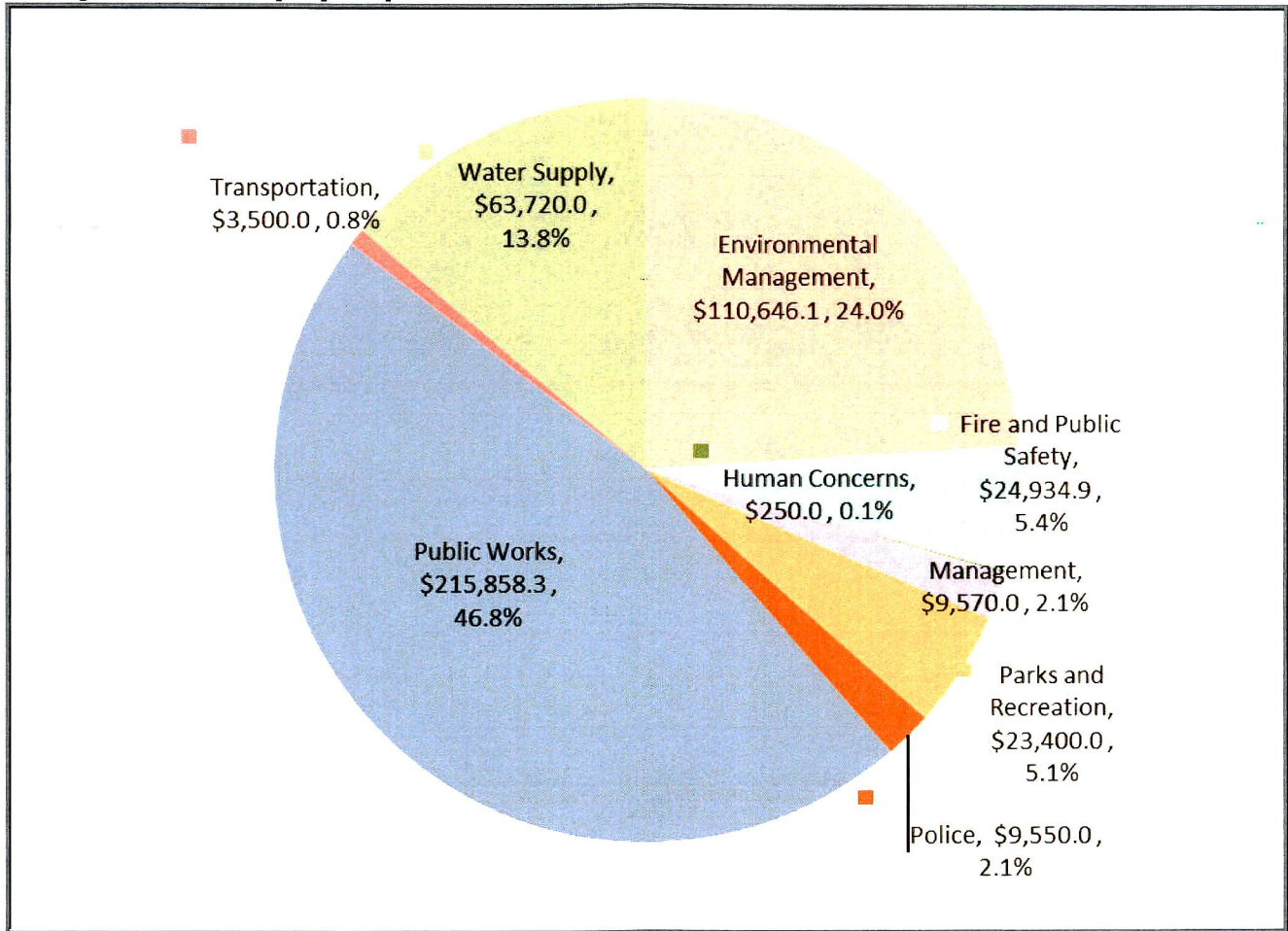
**County of Maui**  
**Capital Improvement Program by District Job and Index**  
**Fiscal Year Ending 6/30/2025 - as of 12/31/2024**

Appendix A-2

09 Countywide			Prior Year	Amended	Working	Year	Current	Balance
Job	SFND	Index	Encumbrance / Carryover	Budget / Lapses	Budget less Lapses	to Date Expended	Encumbrance 12/31/2024	Available
	552	524010	CW FACILITY IMPROVEMENTS	664,532		664,532	512,880	151,652
	552	524020	CW UPGRADES & REPLACEMENTS	4,048,346		4,048,346	814,869	1,000,369
	552	524030	CW WATER SYSTEM MODIFICATION	207,416		207,416	62,492	51,657
	552	525015	CW FACILITY IMPROVEMENTS		4,860,000	4,860,000		4,860,000
	552	525025	CW UPGRADES & REPLACEMENTS		8,400,000	8,400,000	20,000	5,148,406
	552	525035	CW WATER SYSTEM MODIFICATION		250,000	250,000		250,000
	553	524080	CW LEAD AND COPPER RULE COMPLI	1,502,403		1,502,403	679,722	225,490
	564	544025	CW UPGRADES/RPLCMNT	700,000		700,000	25,931	458,960
	564	545225	CW UPGRADES/RPLCMNT		200,000	200,000		200,000
16-04	552	526040	CW UPGRADES & REPLACEMENT	65,737		65,737		65,737
2001	552	520900	CTYWDE FACILITY IMPROVEMENTS	17,756		17,756		17,756
2002	552	520910	CNTYWDE UPRGDES/RPLCMNT	100,957		100,957		100,957
21-01	552	521640	CW FACILITY IMPROVEMENTS	649,161		649,161	325,670	323,490
21-02	552	521650	CW UPGRADES/RPLCMNT	44,477		44,477		44,477
21-03	552	521660	CW WTR SYSTEM MODIFICATIONS	65,792		65,792		65,792
22-01	552	522940	CW FACILITY IMPROVEMENTS	39,366		39,366		39,366
22-02	552	522950	CW WATER SYSTEM MODIFICATION	165,593		165,593		165,593
22-03	552	522970	CW UPGRADES & REPLACEMENTS	236,649		236,649	11,367	225,282
23-01	552	523640	CW FACILITY IMPROVEMENTS	3,740,281		3,740,281	202,903	3,537,379
23-02	552	523660	CW WATER SYSTEM MODIFICATION	197,807		197,807	156,452	24,006
23-03	552	523650	CW UPGRADES & REPLACEMENTS	6,984,056		6,984,056	1,852,368	5,131,688
		District *** Countywide	19,430,329	13,710,000	33,140,329	4,151,774	16,624,673	12,363,884
<b>Grand Total</b>			<b>30,560,463</b>	<b>23,850,000</b>	<b>54,410,463</b>	<b>5,045,925</b>	<b>22,931,798</b>	<b>26,432,743</b>

Capital Program Summaries

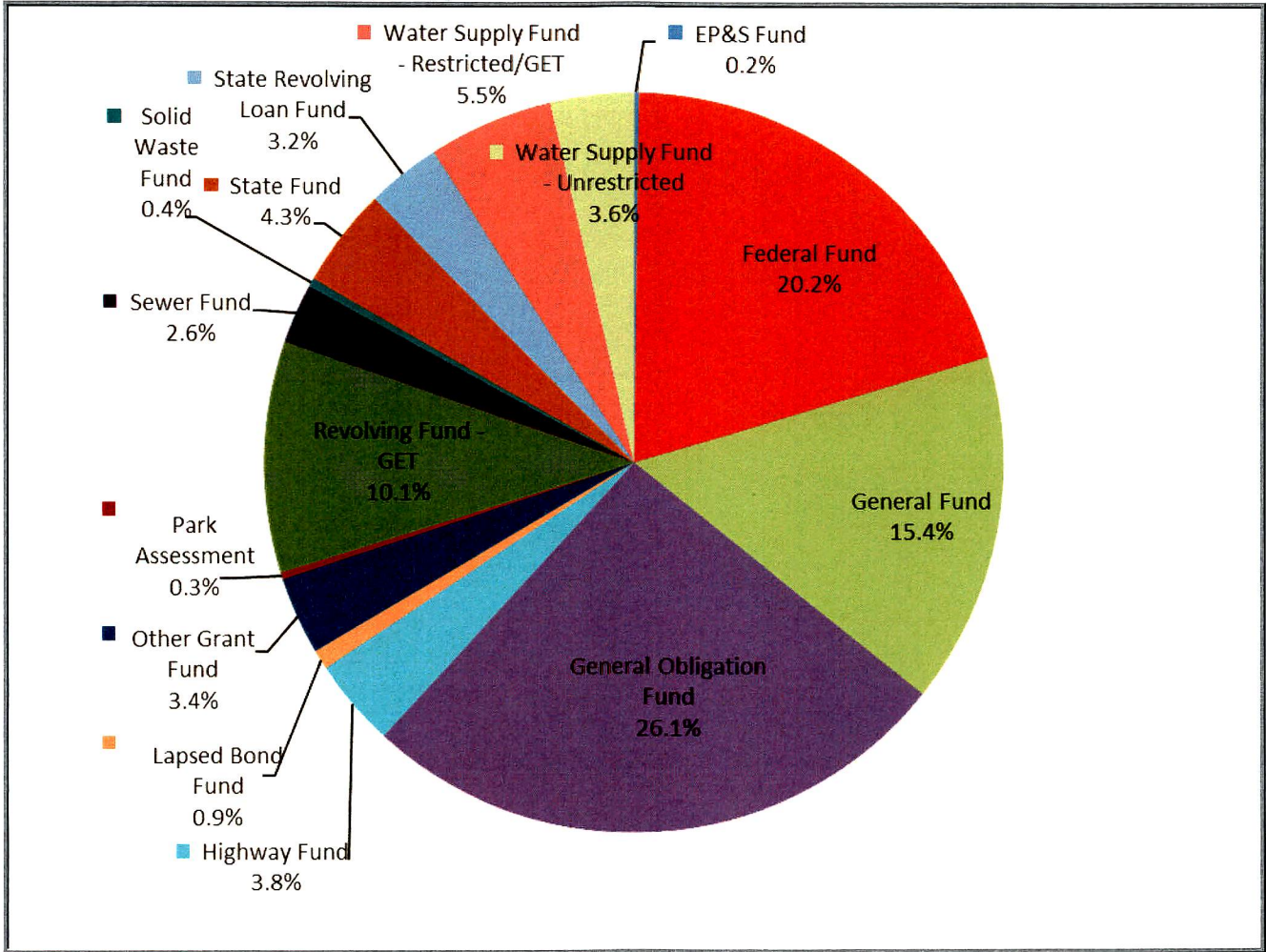
Project Summary by Department



Department	FY 2026 Proposed
Environmental Management	\$110,646,113
Fire and Public Safety	\$24,934,869
Human Concerns	\$250,000
Management	\$9,570,000
Parks and Recreation	\$23,400,000
Police	\$9,550,000
Public Works	\$215,858,251
Transportation	\$3,500,000
Water Supply	\$63,719,964
<b>Total</b>	<b>\$461,429,197</b>

Capital Program Summaries

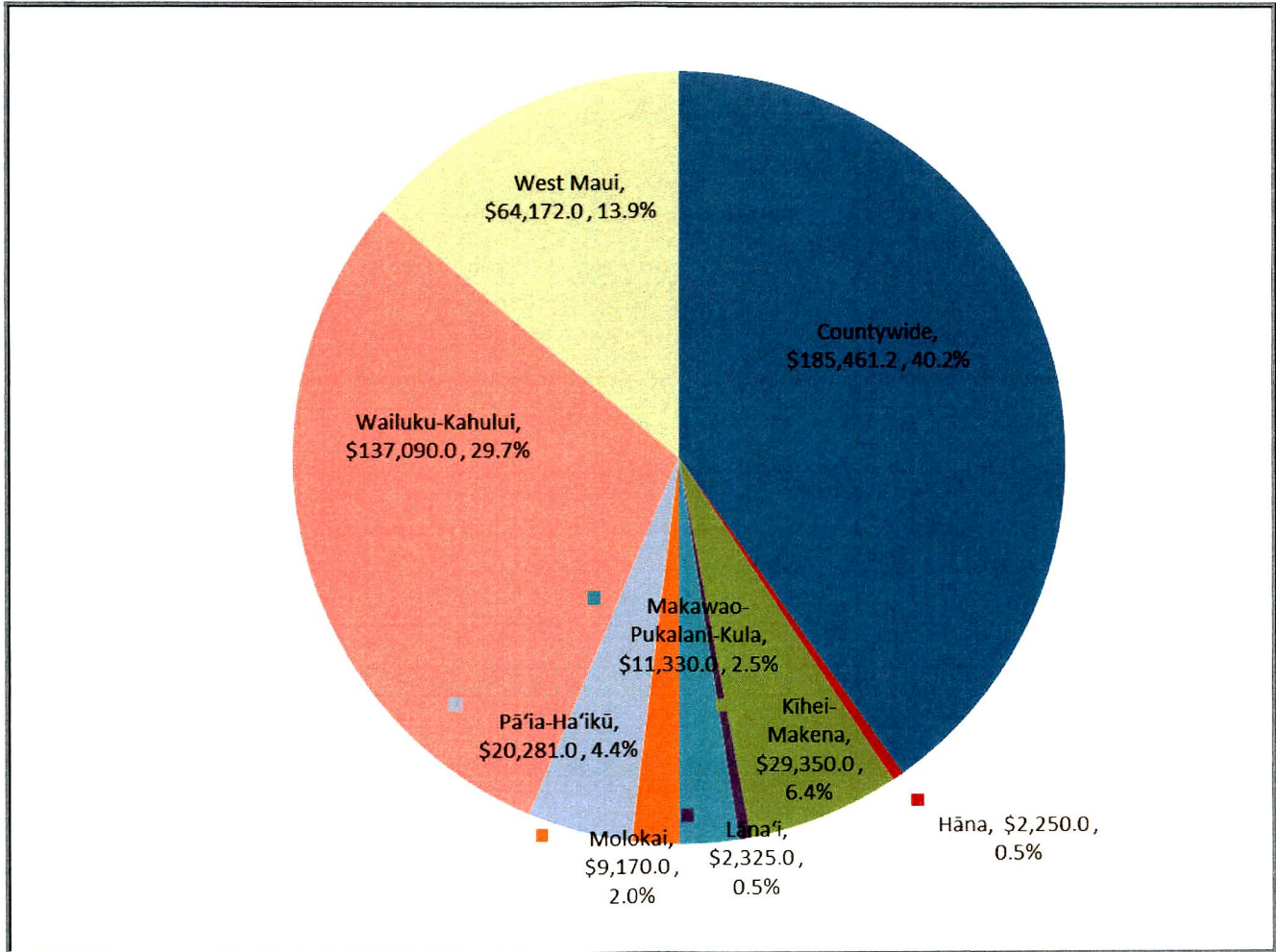
Project Summary by Fund Type



	Fund Code	FY 2026 Proposed
EP&S Fund	EP	\$924,100
Federal Fund	FD	\$92,995,070
General Fund	GF	\$70,973,869
General Obligation Fund	GB	\$120,507,284
Highway Fund	HF	\$17,680,000
Lapsed Bond Fund	LBF	\$3,926,861
Other Grant Fund	OG	\$15,622,013
Park Assessment	PA	\$1,400,000
Revolving Fund - GET	GE	\$46,700,000
Sewer Fund	WF	\$12,000,000
Solid Waste Fund	SW	\$1,700,000
State Fund	ST	\$20,000,000
State Revolving Loan Fund	SRF	\$14,900,000
Water Supply Fund - Restricted/GET	WR	\$25,269,964
Water Supply Fund - Unrestricted	WU	\$16,830,036
		<b>\$461,429,197</b>

Capital Program Summaries

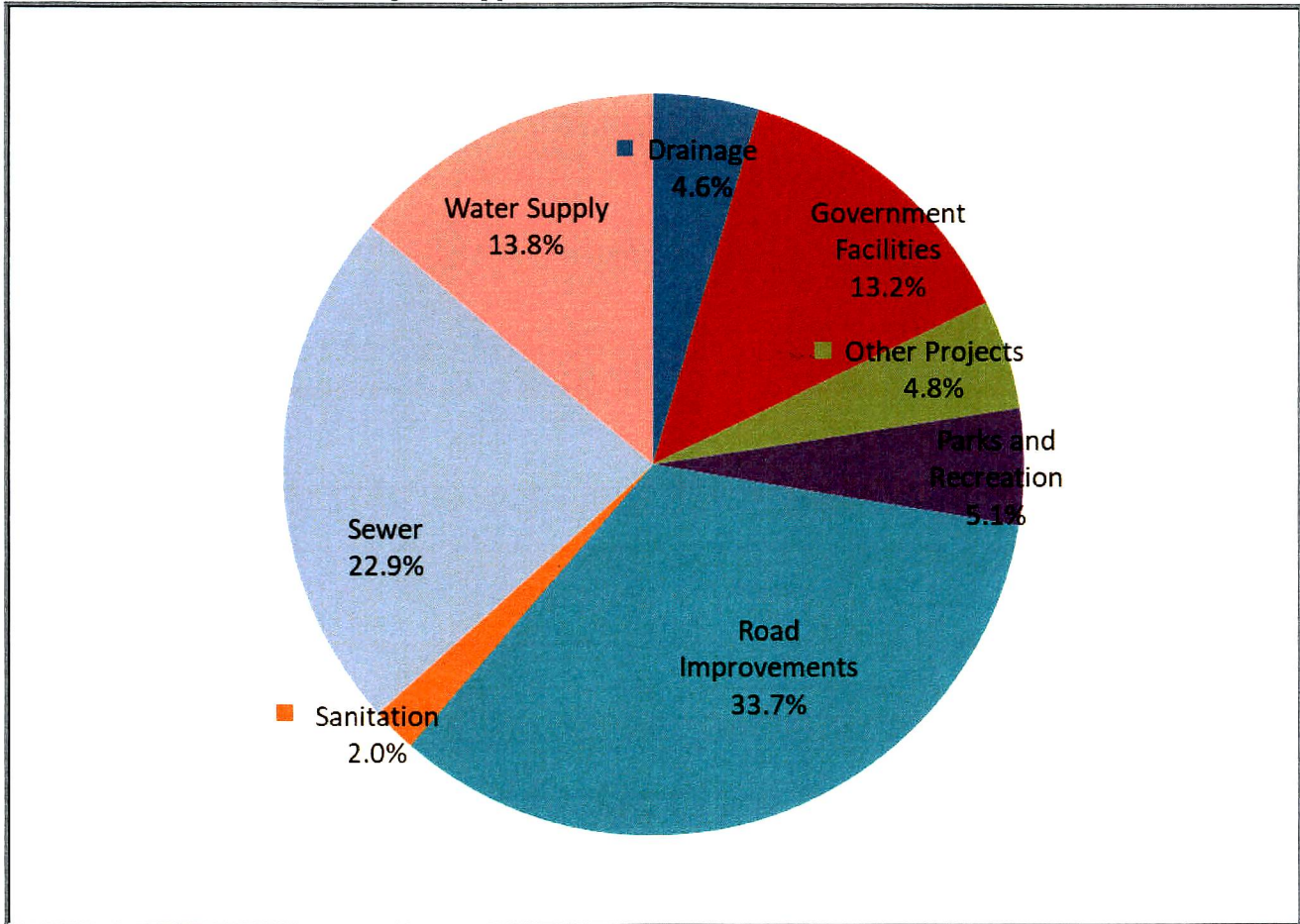
Project Summary by District



District	FY 2026 Proposed
Countywide	\$185,461,220
Hāna	\$2,250,000
Kīhei-Makena	\$29,350,000
Lāna'i	\$2,325,000
Makawao-Pukalani-Kula	\$11,330,000
Molokai	\$9,169,964
Pā'ia-Ha'ikū	\$20,281,000
Wailuku-Kahului	\$137,090,000
West Maui	\$64,172,013
<b>Total</b>	<b>\$461,429,197</b>

Capital Program Summaries

Project Summary by Project Type



Project Type	FY 2026 Proposed
Drainage	\$21,200,000
Government Facilities	\$60,804,869
Other Projects	\$22,000,000
Parks and Recreation	\$23,400,000
Road Improvements	\$155,658,251
Sanitation	\$9,124,100
Sewer	\$105,522,013
Water Supply	\$63,719,964
<b>TOTAL</b>	<b>\$461,429,197</b>



Six-Year Capital Program

Countywide

Project Type	CBS No	Project Name	Fund	\$ in 1000's Fiscal Year		6-Yr Total
				2026	2027-2031	
Drainage	CBS-6069	Countywide Bridge and Drainage Program	GB	3,500	0	3,500
			GF	4,400	36,850	41,250
	CBS-6633	Countywide Drainline Replacement Program	GB	13,300	26,500	39,800
Government Facilities	CBS-7257	Communications Facilities Development Project	GF	0	3,600	3,600
	CBS-7232	Countywide DPW Baseyard Facilities Program	GF	7,750	67,550	75,300
	CBS-6070	Countywide Facilities Maintenance Program	GF	10,600	12,975	23,575
	CBS-1003	Countywide Fire Facilities	GF	3,274	0	3,274
	CBS-1010	Countywide Police Facilities	GF	1,280	0	1,280
	CBS-7255	Parking Benefits District	GB	0	300	300
			GF	100	200	300
	CBS-7879	Radiosystem Facility Upgrades	GF	3,600	0	3,600
	CBS-6066	West Maui Fire Station	GF	0	9,200	9,200
	Other Projects	CBS-1039	Bus Stops and Shelters	GB	0	3,000
GF				600	0	600
CBS-7870		Countywide Rockfall and Embankment Repairs	GB	20,450	77,500	97,950
			HF	400	0	400
Parks and Recreation	CBS-8396	Countywide Construction Project Management	GF	1,000	5,000	6,000
	CBS-8926	Countywide Court Improvements	GF	2,000	10,000	12,000
	CBS-3232	Countywide Park Playground Improvements	GF	2,600	10,000	12,600
	CBS-1117	Countywide Parks Americans with Disabilities Act Improvements	GF	500	2,500	3,000
	CBS-4581	Countywide Parks Facilities	GF	2,000	10,000	12,000
Road Improvements	CBS-5022	Countywide Federal Aid Program	FD	29,574	59,772	89,346
			GB	18,604	61,270	79,875
	CBS-1023	Countywide Road Resurfacing and Pavement Preservation	GB	3,000	8,500	11,500
			HF	13,000	55,900	68,900
	CBS-6067	Countywide Traffic and Safety Program	HF	4,280	119,840	124,120
Sanitation	CBS-3182	Environmental Compliance System Design and Construction	SW	1,000	5,000	6,000
	CBS-8915	FOG Recycling and Composting at the Organics Processing Facility	EP	649	2,000	2,649
	CBS-8914	Solid Waste Master Plans for County Landfills and Solid Waste Facilities	SW	300	300	600

Six-Year Capital Program

Countywide (Cont'd)

Project Type	CBS No	Project Name	Fund	\$ in 1000's Fiscal Year		6-Yr Total	
				2026	2027-2031		
Sewer	CBS-1119	Countywide Environmental Protection Agency (EPA) Compliance Wastewater Reclamation Facility Renovation Projects	GB	2,000	3,000	5,000	
			WF	2,000	8,500	10,500	
	CBS-1132	Countywide Environmental Protection Agency (EPA) Compliance Projects	WF	500	3,500	4,000	
		CBS-7878	Countywide Wastewater Project Management	WF	500	0	500
		CBS-1128	Countywide Wastewater System Modifications	GB	2,500	9,000	11,500
Water Supply	CBS-1075	Countywide Facility Improvements	WF	2,500	16,000	18,500	
			WU	4,140	57,550	61,690	
	CBS-2299	Countywide Upgrades and Replacements	FD	7,000	14,000	21,000	
			LBF	520	0	520	
			SRF	3,000	0	3,000	
	CBS-4615	Countywide Water System Modification	WU	11,540	79,300	90,840	
			WR	500	2,500	3,000	
		WU	1,000	2,500	3,500		
<b>Total Countywide</b>				<b>185,461</b>	<b>783,607</b>	<b>969,068</b>	

Six-Year Capital Program

Hana

Project Type	CBS No	Project Name	Fund	\$ in 1000's Fiscal Year		6-Yr Total
				2026	2027- 2031	
Other Projects	CBS-8903	Restoration of Police Cottages	GF	150	1,000	1,150
Parks and Recreation	CBS-5531	Hana Park Tennis & Basketball Courts Reconstruction	GF	500	0	500
	CBS-2350	Hana-Ke'anae-Kailua Parks System	GF	600	0	600
	CBS-7864	Ke'anae Septic System Improvements	GF	1,000	0	1,000
<b>Total Hana</b>				<b>2,250</b>	<b>1,000</b>	<b>3,250</b>

Six-Year Capital Program

Kihei-Makena

Project Type	CBS No	Project Name	Fund	\$ in 1000's Fiscal Year		6-Yr Total
				2026	2027- 2031	
Government Facilities	CBS-1004	Kihei Fire Station Relocation	GF	0	8,550	8,550
	CBS-8905	Kihei Server Room	GF	1,500	0	1,500
Parks and Recreation	CBS-8921	Kalama Park Light Replacement	GF	250	2,000	2,250
	CBS-8925	Kamaole I Mauka Parking Lot and Restroom	GF	0	3,300	3,300
	CBS-1118	South Maui Community Park	GF	0	10,000	10,000
	CBS-8922	South Maui Gymnasium Emergency Generator	GF	500	0	500
Road Improvements	CBS-1926	North South Collector Road - Lokelani School to Auhana Road	HF	0	2,180	2,180
	CBS-2309	North South Collector Road (Waipuilani Street to Kaonoulu Street)	FD	0	46,808	46,808
			HF	0	20,299	20,299
Sewer	CBS-5032	Kaiola Place Sewer Extension	GB	1,000	0	1,000
	CBS-2729	Kihei No. 6 Force Main Replacement	SRF	0	6,000	6,000
			WF	1,000	0	1,000
	CBS-3199	Kihei Wastewater Pump Station No. 4 Modification/Upgrade	GB	2,000	0	2,000
			GE	2,000	0	2,000
	CBS-3568	Kihei Wastewater Pump Station No. 5 Modification and Force Main Replacement	GE	4,300	0	4,300
			GB	0	6,800	6,800
	CBS-3569	Kihei Wastewater Pump Station No. 6 Modification/Upgrade	GE	1,000	0	1,000
			SRF	9,400	0	9,400
	CBS-2321	North Kihei Mauka Transmission System	GB	0	5,000	5,000
GE			6,000	0	6,000	
CBS-6082	South Kihei Capacity Sewer Upgrades	SRF	0	12,000	12,000	
		WF	400	1,200	1,600	
<b>Total Kihei-Makena</b>				<b>29,350</b>	<b>124,137</b>	<b>153,487</b>

Six-Year Capital Program

Lānaʻi

Project Type	CBS No	Project Name	Fund	\$ in 1000's Fiscal Year		6-Yr Total
				2026	2027- 2031	
Parks and Recreation	CBS-7895	Lānaʻi Community Field House	GF	550	0	550
Sanitation	CBS-8916	Lānaʻi Recycling Center Planning	EP	275	750	1,025
Sewer	CBS-7250	Lānaʻi Wastewater Treatment Pond Renovations	GB	1,500	0	1,500
<b>Total Lānaʻi</b>				<b>2,325</b>	<b>750</b>	<b>3,075</b>

Six-Year Capital Program

**Makawao-Pukalani-Kula**

Project Type	CBS No	Project Name	Fund	\$ in 1000's Fiscal Year		6-Yr Total
				2026	2027- 2031	
Government Facilities	CBS-8918	Kula Fire Station Apparatus Bay	GF	3,080	0	3,080
Parks and Recreation	CBS-5544	Haliimaile Gym Improvements	GF	0	10,500	10,500
	CBS-8931	Kula Gym	GF	500	10,000	10,500
	CBS-2329	Waiakoa Gym Improvements	GF	0	2,000	2,000
Water Supply	CBS-5475	Kamole Water Treatment Plant Raw Water Reservoirs	FD	0	25,000	25,000
			GE	600	0	600
			OG	0	7,000	7,000
			WU	0	1,000	1,000
	CBS-7887	Upcountry Reliable Capacity	SRF	0	20,000	20,000
			WR	2,500	2,900	5,400
			WU	150	1,500	1,650
CBS-7254	Upper Kula Transmission Improvements	GE	4,500	0	4,500	
<b>Total Makawao-Pukalani-Kula</b>				<b>11,330</b>	<b>79,900</b>	<b>91,230</b>

Six-Year Capital Program

Molokai

Project Type	CBS No	Project Name	Fund	\$ in 1000's Fiscal Year		6-Yr Total
				2026	2027-2031	
Government Facilities	CBS-8904	Pu'u O Hoku Ranch Site Replacement	GF	900	4,140	5,040
Parks and Recreation	CBS-6074	Kaunakakai Gym Rehabilitation	GF	0	5,000	5,000
	CBS-8935	One Alii Playground Shade Structure	GF	1,000	0	1,000
Water Supply	CBS-1098	Molokai Reliable Capacity	FD	4,500	0	4,500
			GE	2,770	0	2,770
			OG	0	17,000	17,000
			WR	0	6,900	6,900
			WU	0	11,150	11,150
<b>Total Molokai</b>				<b>9,170</b>	<b>44,190</b>	<b>53,360</b>

Six-Year Capital Program

Pā'ia-Ha'ikū

Project Type	CBS No	Project Name	Fund	\$ in 1000's Fiscal Year		6-Yr Total
				2026	2027- 2031	
Government Facilities	CBS-1002	Ha'ikū Fire Station	FD	15,181	0	15,181
			GF	3,400	0	3,400
	CBS-1008	Pā'ia Fire Station Relocation	GF	0	8,600	8,600
Other Projects	CBS-8941	Holomua Road Gates	GF	400	0	400
Parks and Recreation	CBS-5056	Alfred Flako Boteilho Sr. Gym Improvements	GF	1,000	20,000	21,000
	CBS-5533	Pā'ia Community Center Rehabilitation	GF	0	5,000	5,000
Sewer	CBS-3207	Pā'ia Wastewater Pump Station Modifications	WF	300	0	300
<b>Total Paia-Haiku</b>				<b>20,281</b>	<b>33,600</b>	<b>53,881</b>



Six-Year Capital Program

Wailuku-Kahului

Project Type	CBS No	Project Name	Fund	\$ in 1000's Fiscal Year		6-Yr Total
				2026	2027-2031	
Government Facilities	CBS-8938	251 Napua Street Structure Demolition	GF	50	0	50
	CBS-7871	Fire Administration Campus	GF	0	120,000	120,000
	CBS-8908	Fire-Suppression System Wailuku Station	GF	500	0	500
	CBS-2318	Forensic Facility Improvements	GF	410	0	410
	CBS-5021	Kahului Transit Center	GB	0	550	550
			GF	200	0	200
	CBS-8937	Kalana O Maui 6th Floor Renovations	GF	120	0	120
	CBS-8942	New County Service Center, Phase II	GB	0	47,000	47,000
			GF	5,000	0	5,000
	CBS-7244	Transportation Baseyard Facility	FD	2,400	0	2,400
			OT	0	40,000	40,000
			GF	300	0	300
	CBS-5535	Wailuku Station Improvements	GF	110	0	110
Parks and Recreation	CBS-7245	Central Maui Pickleball Courts	GF	0	5,000	5,000
	CBS-8934	Kahului Community Center Roof Replacement	GF	250	2,000	2,250
	CBS-8400	Kanaha Beach Park Restroom Replacement	GF	1,000	0	1,000
	CBS-5516	Kehalani Mauka Park Improvements	GF	0	2,000	2,000
	CBS-8928	Keopuolani and Wells Park Pedestrian Lighting Replacement	GF	4,000	0	4,000
	CBS-8932	Sakamoto Pool Repairs	GF	150	4,000	4,150
	CBS-8924	Wells Park Retaining Wall Repairs	GF	500	0	500
	Road Improvements	CBS-3179	Imi Kala Extension	FD	0	10,365
HF				0	5,308	5,308
CBS-7872		Maui Lani Parkway Extension	HF	0	2,100	2,100
CBS-8917		Vevau Street Improvements	GB	0	1,000	1,000
			GF	200	0	200
CBS-1069		Waiale Road Extension	FD	27,740	0	27,740
			GB	33,260	0	33,260
			GE	6,000	0	6,000
			ST	20,000	0	20,000

Six-Year Capital Program

Wailuku-Kahului (Cont'd)

Project Type	CBS No	Project Name	Fund	\$ in 1000's		
				2026	Fiscal Year 2027- 2031	6-Yr Total
Sanitation	CBS-7869	Central Maui Landfill Gas System Expansion	GB	1,000	0	1,000
	CBS-8919	Central Maui Landfill Infrastructure	GB	0	10,000	10,000
			SW	300	500	800
	CBS-6634	Central Maui Landfill Phase II/III Interface Development	GB	1,500	0	1,500
	CBS-8940	Central Maui Landfill Phase VII Part 1 Closure	GB	800	0	800
			GE	3,200	0	3,200
CBS-5494	Central Maui Landfill Supplement to Primary Litter Screen	SW	100	500	600	
Sewer	CBS-3206	Central Maui Regional WWRF (Waikapu)	GE	10,500	0	10,500
			OG	0	55,000	55,000
			WF	0	55,000	55,000
	CBS-7234	Kahului Beach Road Sewer Line Upgrade	GE	1,500	0	1,500
			GE	600	0	600
	CBS-6084	Kehalani Force Main/Gravity Sewer	OG	0	8,400	8,400
			WF	0	8,400	8,400
			GE	1,600	0	1,600
	CBS-6083	Kehalani Pump Station	OG	0	4,500	4,500
			WF	0	4,500	4,500
			GE	2,000	0	2,000
	CBS-5526	Waiehu Kou Wastewater Pump Station Modifications	GB	3,500	0	3,500
	CBS-1158	Waiko Road Subdivision Sewer System	SRF	2,500	0	2,500
	CBS-4586	Wailuku-Kahului WWRF Shoreline Erosion Protection	WF	300	0	300
	Water Supply	CBS-6649	Central Maui Reliable Capacity	FD	0	30,500
GE				1,500	0	1,500
SRF				0	19,000	19,000
WU				0	6,600	6,600
CBS-1102	Waiehu Heights Well 1 Replacement	WR	4,000	0	4,000	
<b>Total Wailuku-Kahului</b>				<b>137,090</b>	<b>442,223</b>	<b>579,313</b>

Six-Year Capital Program

West Maui

Project Type	CBS No	Project Name	Fund	\$ in 1000's		6-Yr Total
				2026	Fiscal Year 2027-2031	
Government Facilities	CBS-8920	Lahaina Police Station AC Replacement	GF	800	0	800
	CBS-8939	West Maui Senior Center	GF	250	0	250
			OG	0	10,000	10,000
Parks and Recreation	CBS-8930	Lahaina Aquatic Center Rehabilitation	GF	250	1,000	1,250
	CBS-6077	Lahaina Civic Center Rehabilitation	GF	0	20,000	20,000
	CBS-7241	Launiupoko Waterline Improvements	GF	0	3,000	3,000
	CBS-8923	New Lahaina Community Center	GF	1,000	20,000	21,000
	CBS-8929	New Lahaina Field House	GF	250	10,000	10,250
	CBS-7896	West Maui Park Playground Improvements	GF	600	0	600
			PA	1,400	0	1,400
Road Improvements	CBS-6643	Lower Honoapiilani Road Complete Streets	FD	0	4,602	4,602
			HF	0	1,869	1,869
	CBS-7897	West Maui Greenway	FD	0	14,001	14,001
			HF	0	7,184	7,184
Sewer	CBS-6648	Lahaina Siphon and Ditch Distribution	GB	0	8,600	8,600
			WF	500	500	1,000
	CBS-3575	Lahaina Wastewater Reclamation Facility Returned Activated Sludge (RAS)/Dewatering Upgrades	GB	6,593	0	6,593
			LBF	3,407	0	3,407
	CBS-1167	Napili No. 1 Force Main Replacement	GB	4,500	0	4,500
	CBS-1168	Napili No. 2 Force Main Replacement	GB	1,500	0	1,500
	CBS-1177	Napili Wastewater Pump Station No. 1 Modifications	GE	3,000	0	3,000
	CBS-1178	Napili Wastewater Pump Station No. 2 Modifications	GE	4,000	0	4,000
	CBS-3573	Wahikuli Sewer System	OG	0	18,000	18,000
	CBS-1146	West Maui Environmental Protection Agency (EPA) Compliance Sewer Rehabilitation	WF	4,000	2,000	6,000
	CBS-1124	West Maui Recycled Water System Expansion	GE	1,000	0	1,000
		OG	15,622	0	15,622	

Six-Year Capital Program

West Maui (Cont'd)

Project Type	CBS No	Project Name	Fund	\$ in 1000's		6-Yr Total
				2026	2027-2031	
Water Supply	CBS-1092	West Maui Reliable Capacity	FD	6,600	166,100	172,700
			SRF	0	15,000	15,000
			WR	8,900	7,100	16,000
			WU	0	2,200	2,200
<b>Total West Maui</b>				<b>64,172</b>	<b>311,156</b>	<b>375,328</b>