

MICHAEL P. VICTORINO
Mayor



RECEIVED

FEB 11 PM 2:46

OFFICE OF THE MAYOR

SCOTT K. TERUYA
Acting Director

MAY-ANNE A. ALIBIN
Deputy Director

COUNTY OF MAUI
DEPARTMENT OF FINANCE
200 S. HIGH STREET
WAILUKU, MAUI, HAWAII 96793

February 11, 2019

Honorable Michael P. Victorino
Mayor, County of Maui
200 South High Street
Wailuku, Hawaii 96793

For Transmittal to:

Honorable Kelly King, Chair
and Members of Maui County Council
200 South High Street
Wailuku, Hawaii 96793

Dear Chair King and Members:

SUBJECT: FINANCE DIRECTOR'S QUARTERLY REPORT AS OF DECEMBER 31, 2018 (FISCAL YEAR 2019 SECOND QUARTER)

In compliance with the Maui County Code 3.08 and the Charter of the County of Maui, Section 8-4.3, I am transmitting one (1) bound copy along with a CD of the Finance Director's Quarterly Report for Fiscal Year (FY) July 1, 2018 to June 30, 2019 as of December 31, 2018 and the Capital Improvement Project as of December 31, 2018.

The reports are also available online on the County of Maui website, under the Department of Finance, Reports & Documents, Finance Director's Quarterly Report, Fiscal Year 2019, 2nd Quarter.

Should you have any questions, please feel free to contact me at x7474.

Sincerely,

SCOTT K. TERUYA
Acting Director of Finance

ST:kc


Attachments


- xc: Patrick K. Wong, Acting Corporation Counsel
- Sandy Baz, Acting Managing Director
- Michele Yoshimura, Budget Director
- Brian Perry, Community Relations and Communications Director

RECEIVED
2019 FEB 12 AM 11:04
OFFICE OF THE
COUNTY CLERK

APPROVED FOR TRANSMITTAL

Michael P Victorino 2/11/19
Mayor Date





COUNTY OF MAUI

STATE OF HAWAII

FINANCE DIRECTOR'S QUARTERLY REPORT

FISCAL YEAR JULY 1, 2018 TO JUNE 30, 2019
AS OF DECEMBER 31, 2018




TABLE OF CONTENTS

I Graphic Overview:

Revenue - Budget Ordinance by Category	9
Expenditure by Department	10
Countywide Expenditures	12

II Revenue:

A) Budget Ordinance	
General Fund	15
-General	15
-Liquor Control	16
Special Revenue Fund - Highway	17
-Wastewater	17
-Bikeway	17
-Solid Waste	18
-EP&S Fund	18
Debt Service Fund	19
-Debt Service	19
Capital Projects Fund	20
-Parks Assessment CIP	20
Enterprise Fund	21
-Golf Course	21
Utility Enterprise Fund	22
-DWS Revenue Fund	22
-DWS Water System Dev.	22
B) Appendices / Other	
Special Revenue Fund	27
-County Revolving	27
-Intergovernmental Grant	27
-Sec 8 HUD Housing	28
-Special Assmt Parks	28
-Special Assmt Sewer	28
Capital Projects Fund-	29
Utility Enterprise Fund -	31

C) Grant Revenue Report	
-Office of Mayor	35
-Management	43
-Prosecuting Attorney	44
-Finance	48
-Planning	50
-Police	51
-Fire and Public Safety	64
-Emergency Management Agency	67
-Housing and Human Concerns	69
-Parks and Recreation	82
-Public Works	83
-Transportation	84
-Environmental Management	86

III Expenditures:


A) Operations by Activity	91
B) Grant Programs	109
C) Revolving / Special Programs	121

IV Capital Improvement Program by District:

Hana	127
Paia-Haiku	130
Makawao-Pukalani-Kula	133
Wailuku-Kahului	138
Kihei-Makena	147
West Maui	152
Lanai	157
Molokai	158
Countywide	160


V Appendix:

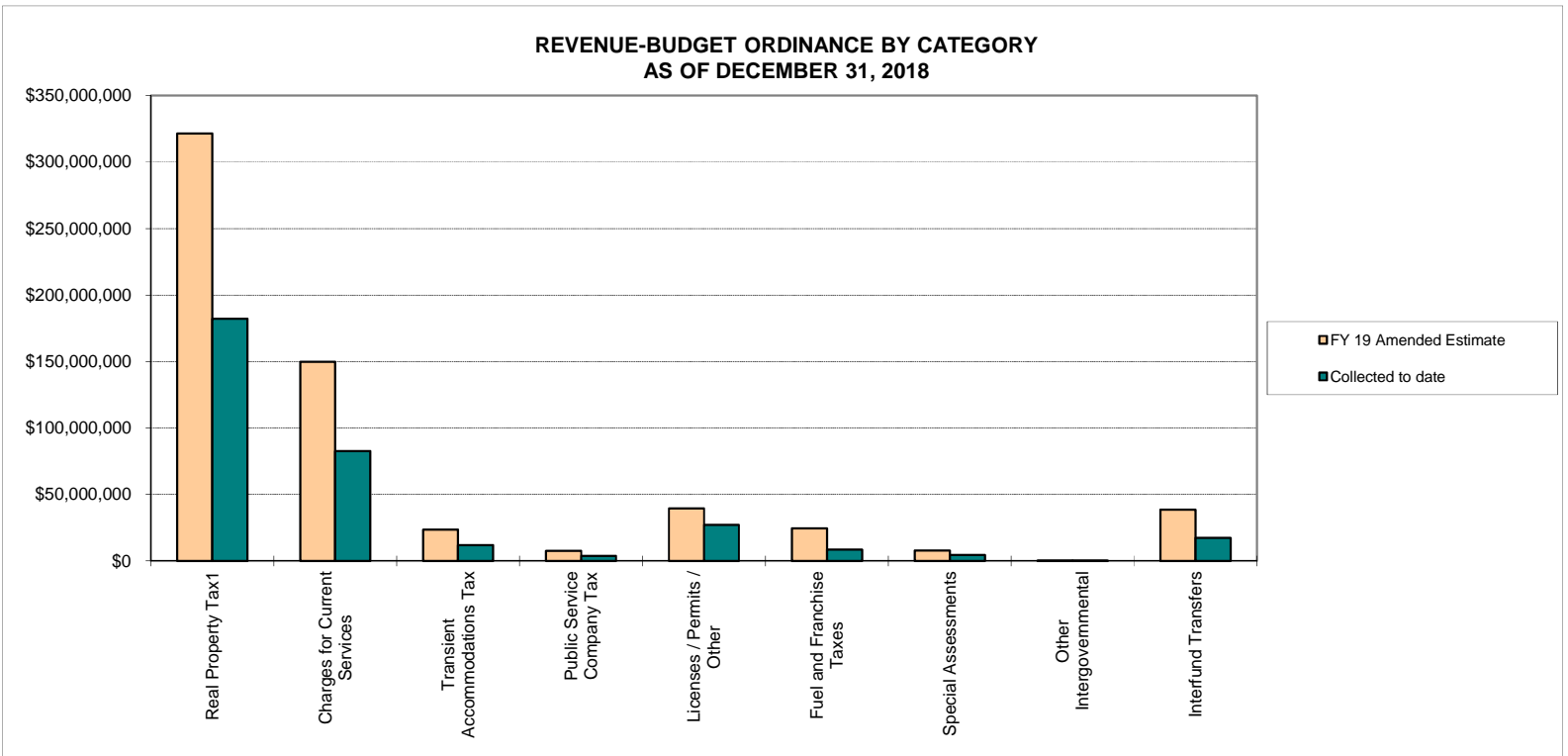
Glossary	183
Fund Descriptions	185



I. Graphic Overview

I. Graphic Overview





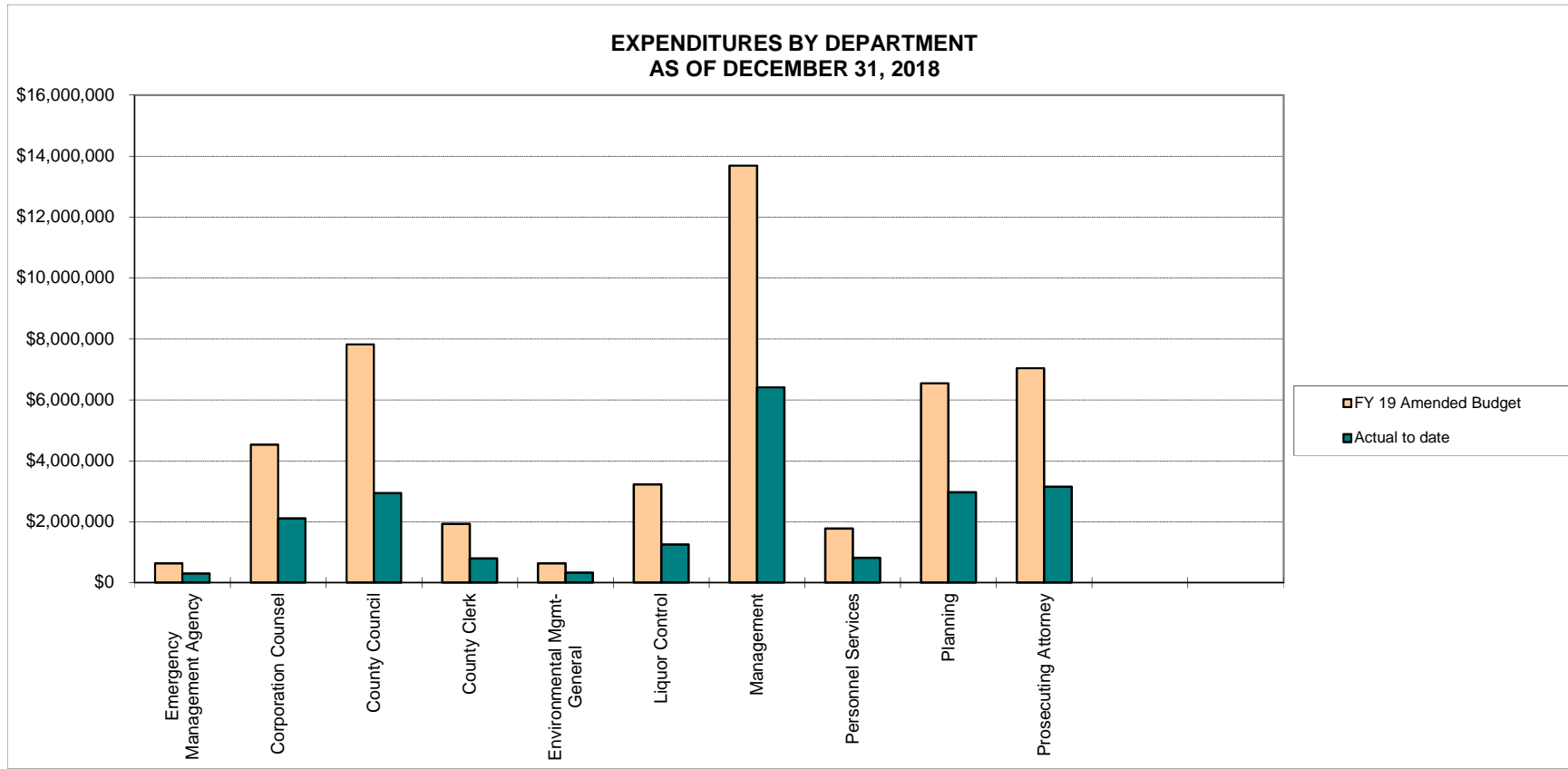
	FY 19 Original Estimate	FY 19 Amended Estimate	Collected to date	Budget (Over)/Under	% Collected	% Over/(Under)* Prorated Estimate
Real Property Tax ¹	321,485,722	321,485,722	182,021,201	139,464,521	57%	7%
Charges for Current Services	149,631,691	149,631,691	82,602,234	67,029,457	55%	5%
Transient Accommodations Tax	23,484,000	23,484,000	11,742,000	11,742,000	50%	0%
Public Service Company Tax	7,500,000	7,500,000	3,642,590	3,857,410	49%	(1%)
Licenses / Permits / Other	39,500,999	39,500,999	27,092,444	12,408,555	69%	19%
Fuel and Franchise Taxes	24,311,000	24,311,000	8,302,174	16,008,826	34%	(16%)
Special Assessments	7,602,000	7,615,000	4,312,642	3,302,358	57%	7%
Other Intergovernmental	75,000	75,000	4,572	70,428	6%	(44%)
Interfund Transfers	38,485,216	38,485,216	17,337,101	21,148,115	45%	(5%)
Total²	612,075,628	612,088,628	337,056,958	275,031,670	55%	5%

NOTES:

¹ Net of circuit breaker adjustment.

² Total does not include carryover/savings, bond/lapsed bond proceeds, and/or State Revolving Fund (SRF) loan.

* Prorated Estimate is 50% of Amended Estimate.

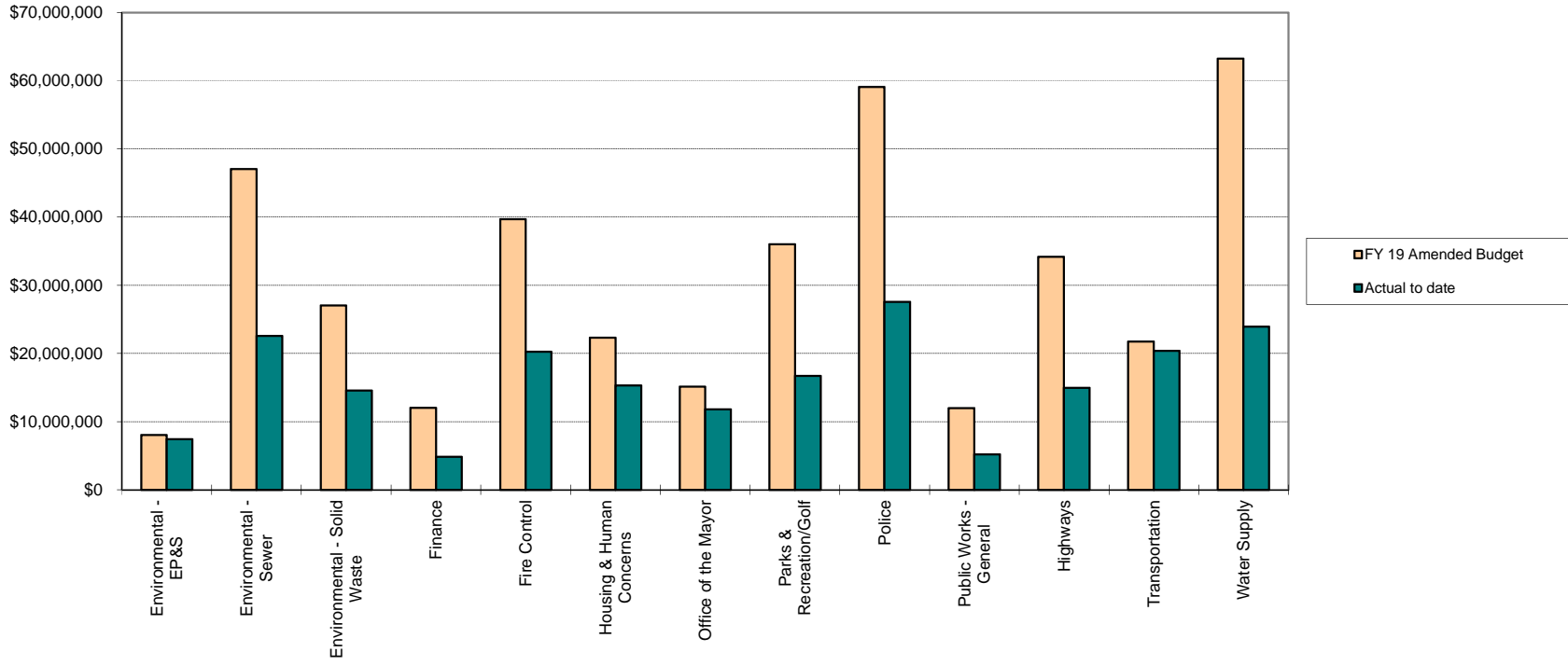


Actual includes encumbrances

	FY 19 Original Budget	FY 19 Amended Budget	Actual to date	(Over)/Under	% Used	% (Over)/Under Prorated Budget *
Emergency Management Agency	630,983	630,983	297,720	333,263	47%	3%
Corporation Counsel	4,525,296	4,525,296	2,105,511	2,419,785	47%	3%
County Council	7,813,317	7,813,317	2,934,043	4,879,274	38%	12%
County Clerk	1,925,072	1,925,072	795,939	1,129,133	41%	9%
Environmental Mgmt-General	628,726	628,726	324,970	303,756	52%	(2%)
Liquor Control	3,227,750	3,227,750	1,252,015	1,975,735	39%	11%
Management	13,679,625	13,679,625	6,402,903	7,276,722	47%	3%
Personnel Services	1,780,093	1,780,093	815,619	964,474	46%	4%
Planning	6,538,606	6,538,606	2,970,987	3,567,619	45%	5%
Prosecuting Attorney	7,036,384	7,036,384	3,152,626	3,883,758	45%	5%

** Prorated Budget is 50% of Amended Budget

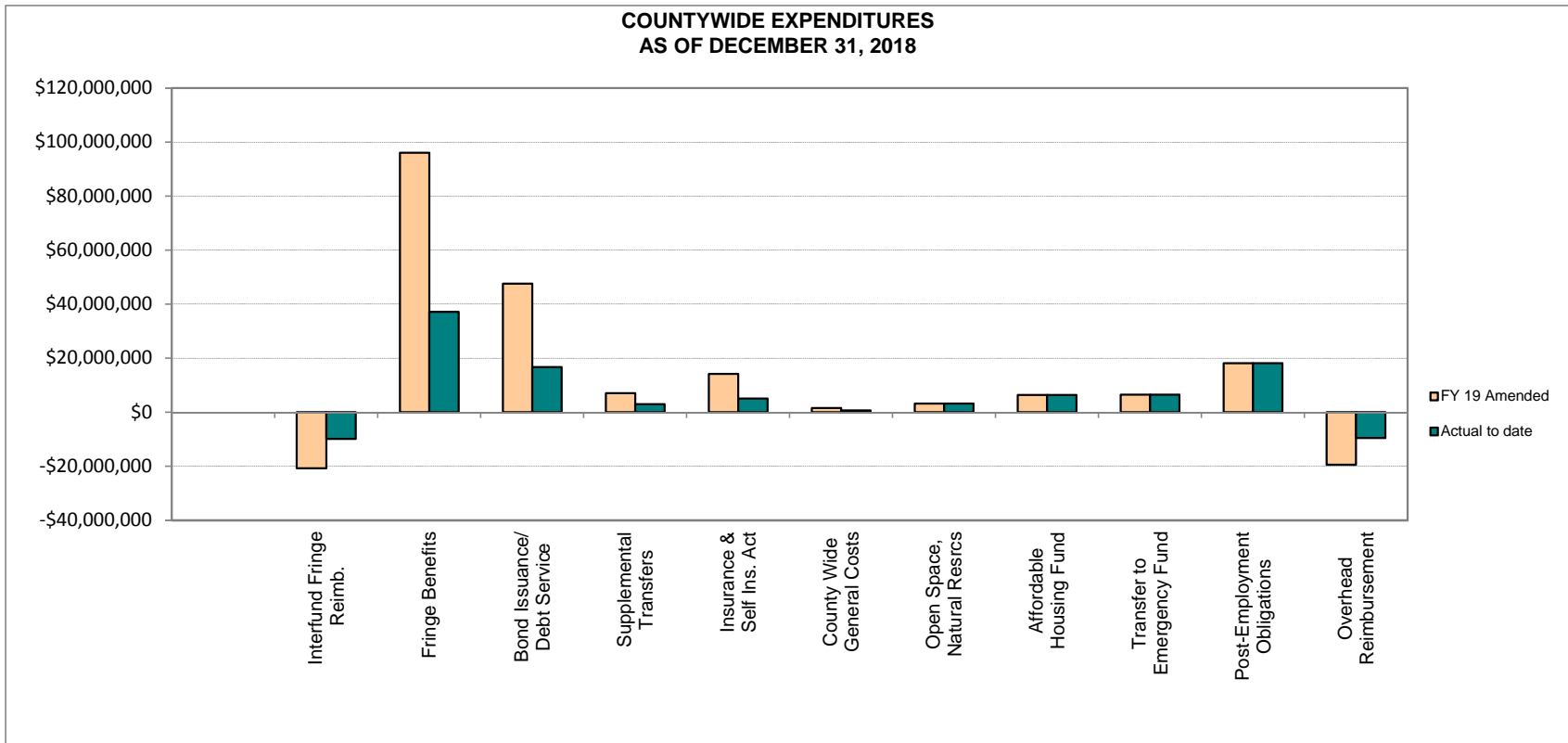
**EXPENDITURES BY DEPARTMENT
AS OF DECEMBER 31, 2018**



Actual includes encumbrances

	FY 19 Original Budget	FY 19 Amended Budget	Actual to date	(Over)/Under	% Used	% (Over)/Under Prorated Budget *
Environmental - EP&S	8,079,658	8,079,658	7,453,184	626,474	92%	(42%)
Environmental - Sewer	47,061,979	47,061,979	22,602,556	24,459,423	48%	2%
Environmental - Solid Waste	27,045,652	27,045,652	14,558,175	12,487,477	54%	(4%)
Finance	11,998,861	12,034,278	4,877,207	7,157,071	41%	9%
Fire Control	39,689,331	39,689,331	20,254,042	19,435,289	51%	(1%)
Housing & Human Concerns	22,340,851	22,340,851	15,317,666	7,023,185	69%	(19%)
Office of the Mayor	15,128,920	15,128,920	11,813,403	3,315,517	78%	(28%)
Parks & Recreation/Golf	36,022,375	36,022,375	16,722,633	19,299,742	46%	4%
Police	59,104,657	59,104,657	27,577,471	31,527,186	47%	3%
Public Works - General	12,017,492	12,017,492	5,196,515	6,820,977	43%	7%
Highways	34,185,389	34,185,389	14,963,114	19,222,275	44%	6%
Transportation	21,762,732	21,762,732	20,388,951	1,373,781	94%	(44%)
Water Supply	63,232,460	63,232,460	23,942,034	39,290,426	38%	12%

** Prorated Budget is 50% of Amended Budget




	FY 19 Original Budget	FY 19 Amended Budget*	Actual to date	(Over)/Under	% Used	% (Over)/Under Prorated Budget **
Interfund Fringe Reimb.	(20,683,536)	(20,683,536)	(9,868,582)	(10,814,954)	48%	2%
Fringe Benefits	96,048,913	96,048,913	37,241,763	58,807,150	39%	11%
Bond Issuance/Debt Service	40,395,403	47,620,959	16,804,069	30,816,890	35%	15%
Supplemental Transfers	7,109,552	7,109,552	2,962,314	4,147,238	42%	8%
Insurance & Self Ins. Act	14,245,384	14,245,384	5,125,276	9,120,108	36%	14%
County Wide General Costs	1,627,909	1,592,492	745,731	846,761	47%	3%
Open Space, Natural Resrcs	3,214,857	3,214,857	3,214,857	-	100%	(50%)
Affordable Housing Fund	6,429,714	6,429,714	6,429,714	-	100%	(50%)
Transfer to Emergency Fund	6,500,000	6,500,000	6,500,000	-	100%	(50%)
Post-Employment Obligations	18,126,930	18,126,930	18,126,930	-	100%	(50%)
Overhead Reimbursement	(19,401,799)	(19,401,799)	(9,465,812)	(9,935,987)	49%	1%
Disqualified Projects Tax Exempt	-	7,834,000	-	7,834,000	0%	50%
Total	153,613,327	168,637,466	77,816,260	90,821,206	46%	4%

** Prorated Budget is 50% of Amended Budget

II. Revenue

II.A. Budget Ordinance



County of Maui
Statement of Estimated and Actual Revenue
Revenue - Budget Ordinance
Fiscal Year Ending 6/30/2019 - as of 12/31/2018

10	*** GENERAL FUND	Prior	Amended	Year	Budget
Object		Year	Annual	to Date	(Over)/Under
* Char ** Subfund *** Fund		Uncollected	Estimate	Collected	
310	Real property taxes	8,186,193	321,485,722	182,021,201	147,650,714
312	Public Service Company Tax		7,500,000	3,642,590	3,857,410
31	* Taxes	8,186,193	328,985,722	185,663,791	151,508,124
321	Business licenses and permits		22,000	5,696	16,304
322	Other licenses & permit		3,500,000	1,778,568	1,721,433
323	Motor vehicle licenses & fees		4,000,000	2,361,540	1,638,463
32	* Licenses and permits	0	7,522,000	4,145,804	3,376,200
330	Federal grants		10,938	4,572	6,366
331	Federal payment in lieu of tax		7,188		7,188
333	Transient accommodation taxes		23,484,000	11,742,000	11,742,000
335	Federal grants passed thru the		50,000		50,000
336	State payment in lieu of taxes		6,875		6,875
33	* Intergovernmental revenues	0	23,559,001	11,746,572	11,812,429
341	General government		500,000	400,017	99,983
342	Safety		617,715	1,171,786	(554,071)
347	Recreation		400,000	177,177	222,823
34	* Charges for current services	0	1,517,715	1,748,980	(231,265)
351	Penalties and interest		2,000,000	1,224,091	775,909
353	Unclaimed monies			2,559	(2,559)
35	* Fines and forfeitures	0	2,000,000	1,226,650	773,350
361	Interest on investments		3,000,000	2,493,086	506,914
362	Rental income		100,000	97,576	2,424
36	* Interest & investment	0	3,100,000	2,590,662	509,338
377	Miscellaneous general receipts		50,000	1,894,555	(1,844,555)
378	Miscellaneous program receipts		950,000	331,805	618,195
37	* Other revenues	0	1,000,000	2,226,360	(1,226,360)

County of Maui
Statement of Estimated and Actual Revenue
Revenue - Budget Ordinance
Fiscal Year Ending 6/30/2019 - as of 12/31/2018

10	*** GENERAL FUND	Prior	Amended	Year	Budget
Object		Year	Annual	to Date	(Over)/Under
* Char ** Subfund *** Fund		Uncollected	Estimate	Collected	
741	Special Revenue Funds		16,547,755	8,036,284	8,511,473
744	Other Governmental Funds		4,531,920	2,265,960	2,265,960
745	Proprietary Funds		3,805,091	115,231	3,689,860
74	* Transfers in	0	24,884,766	10,417,475	14,467,293
Subfund **	General Fund	8,186,193	392,569,204	219,766,294	180,989,109
321	Business licenses and permits		2,282,587	2,286,412	(3,825)
32	* Licenses and permits	0	2,282,587	2,286,412	(3,825)
Subfund **	Liquor Control Fund	0	2,282,587	2,286,412	(3,825)
Fund ***	GENERAL FUND	8,186,193	394,851,791	222,052,706	180,985,284

County of Maui
Statement of Estimated and Actual Revenue
Revenue - Budget Ordinance
Fiscal Year Ending 6/30/2019 - as of 12/31/2018

11	*** SPECIAL REVENUE FUND	Prior Year Uncollected	Amended Annual Estimate	Year to Date Collected	Budget (Over)/Under
Object	* Char ** Subfund *** Fund				
313	Franchise Tax		8,000,000		8,000,000
314	Fuel Tax		16,311,000	8,302,174	8,008,826
31	* Taxes	0	24,311,000	8,302,174	16,008,826
323	Motor vehicle licenses & fees		23,000,000	13,004,613	9,995,387
32	* Licenses and permits	0	23,000,000	13,004,613	9,995,387
343	Public Transit Bus Fare		2,700,000	1,223,438	1,476,562
34	* Charges for current services	0	2,700,000	1,223,438	1,476,562
740	General Fund			31,250	(31,250)
744	Other Governmental Funds		340,000	86,033	253,967
74	* Transfers in	0	340,000	117,283	222,717
Subfund ** Highway Fund		0	50,351,000	22,647,508	27,703,492
322	Other licenses & permit			18,640	(18,640)
32	* Licenses and permits	0	0	18,640	(18,640)
346	Waste management	2,645,237	55,125,972	27,753,808	30,017,401
34	* Charges for current services	2,645,237	55,125,972	27,753,808	30,017,401
378	Miscellaneous program receipts		40,000	12,559	27,441
37	* Other revenues	0	40,000	12,559	27,441
Subfund ** Sewer Fund		2,645,237	55,165,972	27,785,007	30,026,202
323	Motor vehicle licenses & fees		50,000	40,253	9,747
32	* Licenses and permits	0	50,000	40,253	9,747
741	Special Revenue Funds		78,267	32,611	45,656
74	* Transfers in	0	78,267	32,611	45,656
Subfund ** Bikeway Fund		0	128,267	72,864	55,403
344	Refuse		10,380,875	8,943,951	1,436,924

County of Maui
Statement of Estimated and Actual Revenue
Revenue - Budget Ordinance
Fiscal Year Ending 6/30/2019 - as of 12/31/2018

11	*** SPECIAL REVENUE FUND	Prior	Amended	Year	Year	Budget
Object		Year	Annual	to Date	to Date	(Over)/Under
* Char	** Subfund	Uncollected	Estimate	Collected	Collected	(Over)/Under
*** Fund						
345	Landfill Disposal Fee	2,265,438	14,929,026	7,297,197	9,897,267	
34	* Charges for current services	2,265,438	25,309,901	16,241,148	11,334,191	
378	Miscellaneous program receipts	1,473		3,887	(2,415)	
37	* Other revenues	1,473	0	3,887	(2,415)	
Subfund ** Solid Waste Fund		2,266,911	25,309,901	16,245,035	11,331,776	
380	Assessment revenue			178,730	(178,730)	
38	* Assessments	0	0	178,730	(178,730)	
Subfund ** Special Parks Assessment		0	0	178,730	(178,730)	
380	Assessment revenue			213,221	(213,221)	
38	* Assessments	0	0	213,221	(213,221)	
Subfund ** Special Sewer Assessment Fund		0	0	213,221	(213,221)	
344	Refuse			1,660,125	(1,660,125)	
345	Landfill Disposal Fee		1,212,276	1,136,952	75,324	
34	* Charges for current services	0	1,212,276	2,797,077	(1,584,801)	
740	General Fund			1,640,576	(1,640,576)	
741	Special Revenue Funds		6,867,382	1,213,902	5,653,480	
74	* Transfers in	0	6,867,382	2,854,478	4,012,904	
Subfund ** Environmental P&S Fund		0	8,079,658	5,651,555	2,428,103	
Fund	*** SPECIAL REVENUE FUND	4,912,148	139,034,798	72,793,920	71,153,025	

County of Maui
Statement of Estimated and Actual Revenue
Revenue - Budget Ordinance
Fiscal Year Ending 6/30/2019 - as of 12/31/2018

12	*** DEBT SERVICE FUND	Prior Year Uncollected	Amended Annual Estimate	Year to Date Collected	Budget (Over)/Under
Object	* Char ** Subfund *** Fund				
682	Interest and issuance costs		743,426	743,428	(2)
684	Principal		1,550,972	1,550,972	
68	* Debt service	0	2,294,398	2,294,400	(2)
	Subfund ** Debt Service Fund	0	2,294,398	2,294,400	(2)
Fund	*** DEBT SERVICE FUND	0	2,294,398	2,294,400	(2)

County of Maui
Statement of Estimated and Actual Revenue
Revenue - Budget Ordinance
Fiscal Year Ending 6/30/2019 - as of 12/31/2018

13	*** CAPITAL PROJECTS FUND	Prior	Amended	Year	Budget
Object		Year	Annual	to Date	(Over)/Under
* Char	** Subfund *** Fund	Uncollected	Estimate	Collected	
744	Other Governmental Funds		2,815,000	13,000	2,802,000
74	* Transfers in	0	2,815,000	13,000	2,802,000
Subfund	** Parks Assessments CIP	0	2,815,000	13,000	2,802,000
361	Interest on investments			2,218	(2,218)
36	* Interest & investment	0	0	2,218	(2,218)
Subfund	** 2008 GO Bond Issue	0	0	2,218	(2,218)
361	Interest on investments			1,499	(1,499)
36	* Interest & investment	0	0	1,499	(1,499)
Subfund	** 2010 B GO Bond Issue tax exmpt	0	0	1,499	(1,499)
361	Interest on investments			1,465	(1,465)
36	* Interest & investment	0	0	1,465	(1,465)
Subfund	** 2012 B GO Bond	0	0	1,465	(1,465)
361	Interest on investments			9,900	(9,900)
36	* Interest & investment	0	0	9,900	(9,900)
Subfund	** 2014 GO Bond	0	0	9,900	(9,900)
361	Interest on investments			14,240	(14,240)
36	* Interest & investment	0	0	14,240	(14,240)
Subfund	** 2015 GO Bond	0	0	14,240	(14,240)
361	Interest on investments			192,447	(192,447)
36	* Interest & investment	0	0	192,447	(192,447)
Subfund	** 2018 GO Bond	0	0	192,447	(192,447)
Fund	*** CAPITAL PROJECTS FUND	0	2,815,000	234,769	2,580,231

County of Maui
Statement of Estimated and Actual Revenue
Revenue - Budget Ordinance
Fiscal Year Ending 6/30/2019 - as of 12/31/2018


15	*** ENTERPRISE FUND	Prior Year Uncollected	Amended Annual Estimate	Year to Date Collected	Budget (Over)/Under
Object	* Char ** Subfund *** Fund				
347	Recreation		240,000	328,016	(88,016)
34	* Charges for current services	0	240,000	328,016	(88,016)
362	Rental income		83,412	77,250	6,162
36	* Interest & investment	0	83,412	77,250	6,162
378	Miscellaneous program receipts			10	(10)
37	* Other revenues	0	0	10	(10)
740	General Fund		3,172,170	1,321,738	1,850,433
74	* Transfers in	0	3,172,170	1,321,738	1,850,433
Subfund ** Golf Course Special Fund		0	3,495,582	1,727,014	1,768,569
Fund	*** ENTERPRISE FUND	0	3,495,582	1,727,014	1,768,569

County of Maui
Statement of Estimated and Actual Revenue
Revenue - Budget Ordinance
Fiscal Year Ending 6/30/2019 - as of 12/31/2018

25	*** UTILITY ENTERPRISE FUND Object * Char ** Subfund *** Fund	Prior Year Uncollected	Amended Annual Estimate	Year to Date Collected	Budget (Over)/Under
361	Interest on investments			15,415	(15,415)
36	* Interest & investment	0	0	15,415	(15,415)
	Subfund ** DWS 2012 GO BOND FUND	0	0	15,415	(15,415)
361	Interest on investments			758	(758)
36	* Interest & investment	0	0	758	(758)
	Subfund ** DWS 2014 GO BOND FUND	0	0	758	(758)
349	Water Sales		63,635,272	32,445,397	31,189,875
350	Other Revenue		738,788	363,490	375,298
34	* Charges for current services	0	64,374,060	32,808,887	31,565,173
361	Interest on investments		400,000	742,491	(342,491)
36	* Interest & investment	0	400,000	742,491	(342,491)
354	Other Non-Operating Revenue		23,000	624	22,376
37	* Other revenues	0	23,000	624	22,376
	Subfund ** DWS Revenue Fund	0	64,797,060	33,552,002	31,245,058
378	Miscellaneous program receipts			474,554	(474,554)
37	* Other revenues	0	0	474,554	(474,554)
	Subfund ** DWS DBCP Settlement Proceeds	0	0	474,554	(474,554)
372	Capital contributions			3,907,690	(3,907,690)
37	* Other revenues	0	0	3,907,690	(3,907,690)
748	Assessment Funds		4,800,000		4,800,000
74	* Transfers in	0	4,800,000	0	4,800,000
	Subfund ** DWS Water System Development	0	4,800,000	3,907,690	892,310
361	Interest on investments			3,123	(3,123)
36	* Interest & investment	0	0	3,123	(3,123)


County of Maui
Statement of Estimated and Actual Revenue
Revenue - Budget Ordinance
Fiscal Year Ending 6/30/2019 - as of 12/31/2018

25	*** UTILITY ENTERPRISE FUND	Prior	Amended	Year	Budget
Object		Year	Annual	to Date	(Over)/Under
* Char ** Subfund *** Fund		Uncollected	Estimate	Collected	
Subfund **	DWS 2007 GO Bond Fund	0	0	3,123	(3,123)
361	Interest on investments			611	(611)
36	* Interest & investment	0	0	611	(611)
Subfund **	DWS 2009-10-11 GO BOND FUND	0	0	611	(611)
Fund ***	UTILITY ENTERPRISE FUND	0	69,597,060	37,954,153	31,642,907
	Grand Total	13,098,341	612,088,629	337,056,962	288,130,014



II. Revenue

II.B. Appendices / Other



County of Maui
Statement of Estimated and Actual Revenue
Revenue - Appendices/Other
Fiscal Year Ending 6/30/2019 - as of 12/31/2018

11	*** SPECIAL REVENUE FUND	Prior Year Uncollected	Amended Annual Estimate	Year to Date Collected	Budget (Over)/Under
Object	* Char ** Subfund *** Fund				
321	Business licenses and permits			500	(500)
322	Other licenses & permit		14,790	29,143	(14,353)
324	Ocean Permits			4,000	(4,000)
32	* Licenses and permits	0	14,790	33,643	(18,853)
347	Recreation			8,182	(8,182)
34	* Charges for current services	0	0	8,182	(8,182)
352	Fines			57,111	(57,111)
35	* Fines and forfeitures	0	0	57,111	(57,111)
362	Rental income			38,475	(38,475)
36	* Interest & investment	0	0	38,475	(38,475)
370	Misc income revolving		227,876	1,752,483	(1,524,607)
371	Operating contributions		240,000	345,827	(105,827)
378	Miscellaneous program receipts			112,502	(112,502)
37	* Other revenues	0	467,876	2,210,812	(1,742,936)
740	General Fund		29,564,873	16,144,571	13,420,302
741	Special Revenue Funds		1,959,979	2,787,458	(827,479)
744	Other Governmental Funds		14,737,578	1,000,000	13,737,578
74	* Transfers in	0	46,262,430	19,932,029	26,330,401
Subfund **	County Revolving Funds	0	46,745,096	22,280,252	24,464,844
330	Federal grants	195,278	2,070,009	1,195,446	1,069,841
334	State grants	705,811	7,135,637	2,709,454	5,131,994
335	Federal grants passed thru the	5,820,260	7,933,690	2,286,726	11,467,224
33	* Intergovernmental revenues	6,721,349	17,139,336	6,191,626	17,669,059
370	Misc income revolving			17,838	(17,838)
371	Operating contributions		300,786	185,507	115,279
378	Miscellaneous program receipts			18,778	(18,778)

County of Maui
Statement of Estimated and Actual Revenue
Revenue - Appendices/Other
Fiscal Year Ending 6/30/2019 - as of 12/31/2018

11	*** SPECIAL REVENUE FUND	Prior Year Uncollected	Amended Annual Estimate	Year to Date Collected	Budget (Over)/Under
Object	* Char ** Subfund *** Fund				
37	* Other revenues	0	300,786	222,123	78,663
740	General Fund			10,000	(10,000)
741	Special Revenue Funds		505,192	191,652	313,541
74	* Transfers in	0	505,192	201,652	303,541
Subfund **	Intergovernmental Grant Fund	6,721,349	17,945,314	6,615,401	18,051,263
330	Federal grants		24,680,647	9,488,497	15,192,150
335	Federal grants passed thru the			236,699	(236,699)
33	* Intergovernmental revenues	0	24,680,647	9,725,196	14,955,451
361	Interest on investments		9,090	29,467	(20,377)
36	* Interest & investment	0	9,090	29,467	(20,377)
741	Special Revenue Funds		491,184	491,184	
74	* Transfers in	0	491,184	491,184	0
Subfund **	Sec.8 Hud Housing Assistance	0	25,180,921	10,245,847	14,935,074
380	Assessment revenue			178,730	(178,730)
38	* Assessments	0	0	178,730	(178,730)
Subfund **	Special Parks Assessment	0	0	178,730	(178,730)
380	Assessment revenue			213,221	(213,221)
38	* Assessments	0	0	213,221	(213,221)
Subfund **	Special Sewer Assessment Fund	0	0	213,221	(213,221)
Fund	*** SPECIAL REVENUE FUND	6,721,349	89,871,331	39,533,451	57,059,230

County of Maui
Statement of Estimated and Actual Revenue
Revenue - Appendices/Other
Fiscal Year Ending 6/30/2019 - as of 12/31/2018


13	*** CAPITAL PROJECTS FUND	Prior	Amended	Year	Budget
Object		Year	Annual	to Date	(Over)/Under
* Char	** Subfund	Uncollected	Estimate	Collected	
*** Fund					
744	Other Governmental Funds		3,000,000		3,000,000
74	* Transfers in	0	3,000,000	0	3,000,000
Subfund **	County Revolving Funds	0	3,000,000	0	3,000,000
334	State grants		9,500,000	5,000,000	4,500,000
335	Federal grants passed thru the			40,671	(40,671)
33	* Intergovernmental revenues	0	9,500,000	5,040,671	4,459,329
Subfund **	State CIP Grants	0	9,500,000	5,040,671	4,459,329
335	Federal grants passed thru the		7,148,143	1,380,365	5,767,778
33	* Intergovernmental revenues	0	7,148,143	1,380,365	5,767,778
Subfund **	State CIP Grants - DOT	0	7,148,143	1,380,365	5,767,778
733	SRF & USDA Loans			2,273,163	(2,273,163)
72	* Issuance of debt	0	0	2,273,163	(2,273,163)
Subfund **	ARRA/SRF FEDERAL	0	0	2,273,163	(2,273,163)
372	Capital contributions		5,000	5,000	
37	* Other revenues	0	5,000	5,000	0
Subfund **	Private CIP Contributions	0	5,000	5,000	0
733	SRF & USDA Loans		11,373,000	9,675,484	1,697,516
72	* Issuance of debt	0	11,373,000	9,675,484	1,697,516
Subfund **	State CIP Loans	0	11,373,000	9,675,484	1,697,516
743	Capital Projects Fund		2,195,000		2,195,000
74	* Transfers in	0	2,195,000	0	2,195,000
Subfund **	Lapsed Bond Projects	0	2,195,000	0	2,195,000
361	Interest on investments			2,218	(2,218)

County of Maui
Statement of Estimated and Actual Revenue
Revenue - Appendices/Other
Fiscal Year Ending 6/30/2019 - as of 12/31/2018


13	*** CAPITAL PROJECTS FUND	Prior	Amended	Year	Budget
Object		Year	Annual	to Date	(Over)/Under
* Char ** Subfund *** Fund		Uncollected	Estimate	Collected	
36	* Interest & investment	0	0	2,218	(2,218)
Subfund ** 2008	GO Bond Issue	0	0	2,218	(2,218)
361	Interest on investments			1,499	(1,499)
36	* Interest & investment	0	0	1,499	(1,499)
Subfund ** 2010 B	GO Bond Issue tax exmpt	0	0	1,499	(1,499)
361	Interest on investments			1,465	(1,465)
36	* Interest & investment	0	0	1,465	(1,465)
Subfund ** 2012 B	GO Bond	0	0	1,465	(1,465)
361	Interest on investments			9,900	(9,900)
36	* Interest & investment	0	0	9,900	(9,900)
Subfund ** 2014	GO Bond	0	0	9,900	(9,900)
361	Interest on investments			14,240	(14,240)
36	* Interest & investment	0	0	14,240	(14,240)
Subfund ** 2015	GO Bond	0	0	14,240	(14,240)
361	Interest on investments			192,447	(192,447)
36	* Interest & investment	0	0	192,447	(192,447)
730	General Obligation Bonds		117,100,000	95,010,000	22,090,000
731	General Obligation Refunding B			7,232,560	(7,232,560)
732	Net Premiums Received			7,033,953	(7,033,953)
72	* Issuance of debt	0	117,100,000	109,276,513	7,823,487
Subfund ** 2018	GO Bond	0	117,100,000	109,468,960	7,631,040
Fund ***	CAPITAL PROJECTS FUND	0	150,321,143	127,872,965	22,448,178

County of Maui
Statement of Estimated and Actual Revenue
Revenue - Appendices/Other
Fiscal Year Ending 6/30/2019 - as of 12/31/2018

25	*** UTILITY ENTERPRISE FUND	Prior	Amended	Year	Budget
Object	* Char ** Subfund *** Fund	Year	Annual	to Date	(Over)/Under
		Uncollected	Estimate	Collected	
330	Federal grants			36,636	(36,636)
33	* Intergovernmental revenues	0	0	36,636	(36,636)
733	SRF & USDA Loans		8,250,000	1,390,547	6,859,453
72	* Issuance of debt	0	8,250,000	1,390,547	6,859,453
Subfund **	DWS SRF	0	8,250,000	1,427,183	6,822,817
745	Proprietary Funds			3,882,146	(3,882,146)
74	* Transfers in	0	0	3,882,146	(3,882,146)
Subfund **	DWS County Fund	0	0	3,882,146	(3,882,146)
378	Miscellaneous program receipts			474,554	(474,554)
37	* Other revenues	0	0	474,554	(474,554)
Subfund **	DWS DBCP Settlement Proceeds	0	0	474,554	(474,554)
361	Interest on investments			3,123	(3,123)
36	* Interest & investment	0	0	3,123	(3,123)
Subfund **	DWS 2007 GO Bond Fund	0	0	3,123	(3,123)
361	Interest on investments			611	(611)
36	* Interest & investment	0	0	611	(611)
Subfund **	DWS 2009-10-11 GO BOND FUND	0	0	611	(611)
Fund	*** UTILITY ENTERPRISE FUND	0	8,250,000	5,787,617	2,462,383
	Grand Total	6,721,349	248,442,474	173,194,033	81,969,791



II. Revenue



County of Maui

Office of the Mayor

Grant Revenues & Expenditures Quarterly Report - by Index and Fiscal Year as of 12/31/2018

Index	Index Title	FY	Beginning Fund Balance	Revenue	Expenditures	Transfers In	Transfers Out	Ending Fund Balance
106186	ENERGY EFFNCY/CONSVTN BLCK GRT	2016	(34,891.68)		34,891.68			0.00
				0.00	34,891.68	0.00	0.00	
116030	CDBG PROGRAM ADMIN FY2011	2016	1,521.50					1,521.50
116030	CDBG PROGRAM ADMIN FY2011	2017	1,521.50					1,521.50
116030	CDBG PROGRAM ADMIN FY2011	2018	1,521.50		(1,521.50)			0.00
				0.00	(1,521.50)	0.00	0.00	
116032	THE MAUI FARM REHABILITATION	2016		(21,404.55)	21,404.55			0.00
				(21,404.55)	21,404.55	0.00	0.00	
116203	EASTER SEALS MAUI PHASE II	2016	19,744.00	(19,744.00)				0.00
				(19,744.00)	0.00	0.00	0.00	
116215	ARRA09 ST ENERGY SCTR TRNG GRT	2016	(3,222.39)		3,222.39			0.00
				0.00	3,222.39	0.00	0.00	
126008	IAO HOUSE REHABILITATION	2017			5,222.45			5,222.45
126008	IAO HOUSE REHABILITATION	2018	5,222.45	(5,222.45)				0.00
				(5,222.45)	5,222.45	0.00	0.00	
126010	LCHC INFRASTRUCTURE 13-4	2016		(737.71)	737.71			0.00
				(737.71)	737.71	0.00	0.00	
126035	MOLOKAI TANKER- REPRG	2016		(25,320.44)	25,320.44			0.00
				(25,320.44)	25,320.44	0.00	0.00	
126198	MOLOKAI YOUTH OPPORTUNITY-DOL	2016	630.00		(630.00)			0.00
				0.00	(630.00)	0.00	0.00	
126201	WRKFRCE INVST ACT PY11-ADMIN	2016	2,255.13		(2,255.13)			0.00
				0.00	(2,255.13)	0.00	0.00	
126202	WRKFRCE INVST PY11 DSLCTD WRKR	2016	3,052.10		(3,052.10)			0.00
				0.00	(3,052.10)	0.00	0.00	
136005	LCHC INFRASTRUCTURE 13-4	2016		(370,818.29)	370,818.29			0.00
				(370,818.29)	370,818.29	0.00	0.00	
136105	MAUI FOOD BANK REHAB	2016		(8,965.99)	8,965.99			0.00
				(8,965.99)	8,965.99	0.00	0.00	
136106	THE MAUI FARM REHABILITATION	2016		(30,292.83)	30,292.83			0.00
				(30,292.83)	30,292.83	0.00	0.00	
136107	IAO HOUSE REHABILITATION	2017			1,707.17			1,707.17

County of Maui

Office of the Mayor

Grant Revenues & Expenditures Quarterly Report - by Index and Fiscal Year as of 12/31/2018

Index	Index Title	FY	Beginning Fund Balance	Revenue	Expenditures	Transfers In	Transfers Out	Ending Fund Balance
136107	IAO HOUSE REHABILITATION	2018	1,707.17	(1,707.17)				0.00
				<u>(1,707.17)</u>	<u>1,707.17</u>	<u>0.00</u>	<u>0.00</u>	
136187	HAWAII ST COMM/STATUS WOMEN	2016	(649.32)					(649.32)
136187	HAWAII ST COMM/STATUS WOMEN	2017	(649.32)	566.66	51.62			(31.04)
136187	HAWAII ST COMM/STATUS WOMEN	2018	(31.04)		31.04			0.00
				<u>566.66</u>	<u>82.66</u>	<u>0.00</u>	<u>0.00</u>	
136199	WIA YOUTH PROGRAM - PY2012	2016	(334.42)		334.42			0.00
				<u>0.00</u>	<u>334.42</u>	<u>0.00</u>	<u>0.00</u>	
136200	WIA ADULT PROGRAM - PY2012	2016	(1,172.17)		1,172.17			0.00
				<u>0.00</u>	<u>1,172.17</u>	<u>0.00</u>	<u>0.00</u>	
136201	WIA ADMINISTRATIVE PY2012	2016	(7,805.09)		7,805.09			0.00
				<u>0.00</u>	<u>7,805.09</u>	<u>0.00</u>	<u>0.00</u>	
136202	WIA DISLOCATED WORKER PY2012	2016	(4,013.96)		4,013.96			0.00
				<u>0.00</u>	<u>4,013.96</u>	<u>0.00</u>	<u>0.00</u>	
136203	EASTER SEALS MAUI PHASE II	2016	20,256.00	(20,256.00)				0.00
				<u>(20,256.00)</u>	<u>0.00</u>	<u>0.00</u>	<u>0.00</u>	
146301	WKFORCE INVESTMENT ACT ADMIN	2016	3,087.74	(2,852.18)	(235.56)			0.00
				<u>(2,852.18)</u>	<u>(235.56)</u>	<u>0.00</u>	<u>0.00</u>	
146302	WKFORCE INVESTMENT ACT DWP	2016	112,484.45	(111,301.33)	(1,183.12)			(0.00)
				<u>(111,301.33)</u>	<u>(1,183.12)</u>	<u>0.00</u>	<u>0.00</u>	
146303	WKFORCE INVESTMENT ACT ADULT	2016	112,952.44	(113,792.35)	(460.21)			(1,300.12)
146303	WKFORCE INVESTMENT ACT ADULT	2017	(1,300.12)		1,300.12			0.00
				<u>(113,792.35)</u>	<u>839.91</u>	<u>0.00</u>	<u>0.00</u>	
146304	WKFORCE INVESTMENT ACT YOUTH	2016	(11,420.87)	(6,487.87)	17,908.74			0.00
				<u>(6,487.87)</u>	<u>17,908.74</u>	<u>0.00</u>	<u>0.00</u>	
146305	HTA PRODUCT ENRICHMENT CY14	2016	(12.56)		12.56			0.00
				<u>0.00</u>	<u>12.56</u>	<u>0.00</u>	<u>0.00</u>	
146336	WHW EMERGENCY SHELTER REHAB	2017		(128,225.92)	128,225.92			0.00
				<u>(128,225.92)</u>	<u>128,225.92</u>	<u>0.00</u>	<u>0.00</u>	
146342	HANA LANDFILL WATER TRUCK	2016	2,218.80	(2,218.80)				0.00
				<u>(2,218.80)</u>	<u>0.00</u>	<u>0.00</u>	<u>0.00</u>	
146343	WOMEN HELPING WOMEN DOM VIOLEN	2016		(7,738.11)	7,738.11			0.00

County of Maui

Office of the Mayor

Grant Revenues & Expenditures Quarterly Report - by Index and Fiscal Year as of 12/31/2018

<u>Index</u>	<u>Index Title</u>	<u>FY</u>	<u>Beginning Fund Balance</u>	<u>Revenue</u>	<u>Expenditures</u>	<u>Transfers In</u>	<u>Transfers Out</u>	<u>Ending Fund Balance</u>
146343	WOMEN HELPING WOMEN DOM VIOLEN	2017		(72,431.17)	72,431.17			0.00
				<u>(80,169.28)</u>	<u>80,169.28</u>	<u>0.00</u>	<u>0.00</u>	
146345	LANAI COMM HEALTH CTR INFRAS	2016		(313,871.81)	313,871.81			0.00
				<u>(313,871.81)</u>	<u>313,871.81</u>	<u>0.00</u>	<u>0.00</u>	
146346	CDBG PROGRAM ADMIN FY2014	2016	2,213.47	(25,644.68)	23,431.21			(0.00)
146346	CDBG PROGRAM ADMIN FY2014	2017		(5.27)	5.27			0.00
				<u>(25,649.95)</u>	<u>23,436.48</u>	<u>0.00</u>	<u>0.00</u>	
146347	KHAKO RENEWAL PRJ PH-1	2016		(1,205.63)	81,100.63			79,895.00
146347	KHAKO RENEWAL PRJ PH-1	2017	79,895.00	(168,297.65)	88,402.65			0.00
				<u>(169,503.28)</u>	<u>169,503.28</u>	<u>0.00</u>	<u>0.00</u>	
146348	MAUI FOOD BANK REHAB	2016		(41,034.01)	41,034.01			0.00
				<u>(41,034.01)</u>	<u>41,034.01</u>	<u>0.00</u>	<u>0.00</u>	
156187	HAWAII ST COMM/STATUS WOMEN	2016	(2,021.60)		1,790.88			(230.72)
156187	HAWAII ST COMM/STATUS WOMEN	2017	(230.72)		230.72			0.00
				<u>0.00</u>	<u>2,021.60</u>	<u>0.00</u>	<u>0.00</u>	
156198	MOLOKAI YOUTH OPPRTUNITY 05DOL	2016	(630.00)		630.00			0.00
				<u>0.00</u>	<u>630.00</u>	<u>0.00</u>	<u>0.00</u>	
156301	WKFORCE INVESTT ACT ADMIN	2016	31,614.59	(69,334.00)	37,719.41			0.00
				<u>(69,334.00)</u>	<u>37,719.41</u>	<u>0.00</u>	<u>0.00</u>	
156302	WKFORCE INVESTMENT ACT DWP	2016	121,096.22	(137,587.06)	41,109.51			24,618.67
156302	WKFORCE INVESTMENT ACT DWP	2017	24,618.67	(17,863.56)	(6,755.11)			(0.00)
				<u>(155,450.62)</u>	<u>34,354.40</u>	<u>0.00</u>	<u>0.00</u>	
156303	THE MAUI FARM REHABILITATION	2016		(125,724.64)	125,724.64			0.00
				<u>(125,724.64)</u>	<u>125,724.64</u>	<u>0.00</u>	<u>0.00</u>	
156304	MAUI FOOD BANK REHAB	2016	2,937.31	(403,022.64)	400,085.33			0.00
				<u>(403,022.64)</u>	<u>400,085.33</u>	<u>0.00</u>	<u>0.00</u>	
156305	WKFORCE INVESTMT ACT ADULT	2016	116,644.33	(178,985.99)	96,518.30			34,176.64
156305	WKFORCE INVESTMT ACT ADULT	2017	34,176.64	(34,184.95)	8.31			0.00
				<u>(213,170.94)</u>	<u>96,526.61</u>	<u>0.00</u>	<u>0.00</u>	
156306	WKFORCE INVESTMENT ACT YOUTH	2016	103,376.05	(226,592.46)	123,852.95			636.54
156306	WKFORCE INVESTMENT ACT YOUTH	2017	636.54	(636.54)				0.00
				<u>(227,229.00)</u>	<u>123,852.95</u>	<u>0.00</u>	<u>0.00</u>	

County of Maui

Office of the Mayor

Grant Revenues & Expenditures Quarterly Report - by Index and Fiscal Year as of 12/31/2018

Index	Index Title	FY	Beginning Fund Balance	Revenue	Expenditures	Transfers In	Transfers Out	Ending Fund Balance
156308	HTA PRODUCT ENRICHMENT CY14	2016	(147,990.88)	(150,000.00)	245,834.63			(52,156.25)
156308	HTA PRODUCT ENRICHMENT CY14	2017	(52,156.25)	25,130.98	27,025.27			0.00
				<u>(124,869.02)</u>	<u>272,859.90</u>	<u>0.00</u>	<u>0.00</u>	
156341	MOLOKAI TANKER	2016		(328,929.56)	675,000.00			346,070.44
156341	MOLOKAI TANKER	2017	346,070.44	(346,070.44)				0.00
				<u>(675,000.00)</u>	<u>675,000.00</u>	<u>0.00</u>	<u>0.00</u>	
156342	IAO HOUSE REHABILITATION	2017			17,500.00			17,500.00
156342	IAO HOUSE REHABILITATION	2018	17,500.00	(17,500.00)				0.00
				<u>(17,500.00)</u>	<u>17,500.00</u>	<u>0.00</u>	<u>0.00</u>	
156343	IAO HOUSE REHABILITATION	2017			21,800.00			21,800.00
156343	IAO HOUSE REHABILITATION	2018	21,800.00	(21,800.00)				0.00
				<u>(21,800.00)</u>	<u>21,800.00</u>	<u>0.00</u>	<u>0.00</u>	
156346	CDBG PROGRAM ADMIN FY15	2016	34,617.75	(54,117.01)	19,644.76			145.50
156346	CDBG PROGRAM ADMIN FY15	2017	145.50					145.50
156346	CDBG PROGRAM ADMIN FY15	2018	145.50	(4.98)	(140.52)			0.00
				<u>(54,121.99)</u>	<u>19,504.24</u>	<u>0.00</u>	<u>0.00</u>	
166122	COQUI FROG ERADCTN ACT51 SLH04	2016	99,996.23		(80,000.00)			19,996.23
166122	COQUI FROG ERADCTN ACT51 SLH04	2017	19,996.23		(19,996.23)			0.00
				<u>0.00</u>	<u>(99,996.23)</u>	<u>0.00</u>	<u>0.00</u>	
166123	DLNR M'LAEA HARBOR SEWAGE P/O	2016	30,000.00					30,000.00
166123	DLNR M'LAEA HARBOR SEWAGE P/O	2017	30,000.00					30,000.00
166123	DLNR M'LAEA HARBOR SEWAGE P/O	2018	30,000.00		(30,000.00)			0.00
				<u>0.00</u>	<u>(30,000.00)</u>	<u>0.00</u>	<u>0.00</u>	
166124	NOAA/HHWNMS-MAALAEA HARBOR SW	2016	10,000.00					10,000.00
166124	NOAA/HHWNMS-MAALAEA HARBOR SW	2017	10,000.00					10,000.00
166124	NOAA/HHWNMS-MAALAEA HARBOR SW	2018	10,000.00		(10,000.00)			0.00
				<u>0.00</u>	<u>(10,000.00)</u>	<u>0.00</u>	<u>0.00</u>	
166785	HAWAII ST COMM/STATUS WOMEN	2016		(3,421.88)	1,260.64			(2,161.24)
166785	HAWAII ST COMM/STATUS WOMEN	2017	(2,161.24)	120.83	2,013.78			(26.63)
166785	HAWAII ST COMM/STATUS WOMEN	2018	(26.63)		26.63			0.00
				<u>(3,301.05)</u>	<u>3,301.05</u>	<u>0.00</u>	<u>0.00</u>	
166810	WKFORCE INNOVATN OPPORTUNITY	2016			22,721.97			22,721.97

County of Maui

Office of the Mayor

Grant Revenues & Expenditures Quarterly Report - by Index and Fiscal Year as of 12/31/2018

<u>Index</u>	<u>Index Title</u>	<u>FY</u>	<u>Beginning Fund Balance</u>	<u>Revenue</u>	<u>Expenditures</u>	<u>Transfers In</u>	<u>Transfers Out</u>	<u>Ending Fund Balance</u>
166810	WKFORCE INNOVATN OPPORTUNITY	2017	22,721.97	(128,045.52)	159,024.87			53,701.32
166810	WKFORCE INNOVATN OPPORTUNITY	2018	53,701.32	(60,809.76)	7,108.44			0.00
				<u>(188,855.28)</u>	<u>188,855.28</u>	<u>0.00</u>	<u>0.00</u>	
166811	HO'OLEHUA PUMPER	2017		(898,447.40)	898,447.40			0.00
				<u>(898,447.40)</u>	<u>898,447.40</u>	<u>0.00</u>	<u>0.00</u>	
166812	IAO HOUSE REHABILITATION	2017			47,959.38			47,959.38
166812	IAO HOUSE REHABILITATION	2018	47,959.38	(47,959.38)				0.00
				<u>(47,959.38)</u>	<u>47,959.38</u>	<u>0.00</u>	<u>0.00</u>	
166814	WHW EMERGENCY SHELTER REHAB	2017		(85,469.25)	85,469.25			0.00
				<u>(85,469.25)</u>	<u>85,469.25</u>	<u>0.00</u>	<u>0.00</u>	
166815	CDBG PROGRAM ADMIN FY16	2016		(265,493.23)	293,775.88			28,282.65
166815	CDBG PROGRAM ADMIN FY16	2017	28,282.65	(45,084.04)	17,389.52			588.13
166815	CDBG PROGRAM ADMIN FY16	2018	588.13	(1,787.73)	1,199.60			0.00
				<u>(312,365.00)</u>	<u>312,365.00</u>	<u>0.00</u>	<u>0.00</u>	
166816	HTA PRODUCT ENRICHMENT CY16	2016		(250,000.00)	143,427.61			(106,572.39)
166816	HTA PRODUCT ENRICHMENT CY16	2017	(106,572.39)	(150,000.00)	256,072.39			(500.00)
166816	HTA PRODUCT ENRICHMENT CY16	2018	(500.00)	500.00				0.00
				<u>(399,500.00)</u>	<u>399,500.00</u>	<u>0.00</u>	<u>0.00</u>	
166817	WIOA ADULT&DISLOCATED WORKER	2016			23,795.53			23,795.53
166817	WIOA ADULT&DISLOCATED WORKER	2017	23,795.53	(318,745.57)	311,140.40			16,190.36
166817	WIOA ADULT&DISLOCATED WORKER	2018	16,190.36	(26,015.17)	9,824.81			0.00
				<u>(344,760.74)</u>	<u>344,760.74</u>	<u>0.00</u>	<u>0.00</u>	
166818	WIOA ADMIN PY2015	2016		(17,883.59)	55,875.58			37,991.99
166818	WIOA ADMIN PY2015	2017	37,991.99	(43,722.00)	4,446.00			(1,284.01)
166818	WIOA ADMIN PY2015	2018	(1,284.01)	(2,701.41)	3,985.42			0.00
				<u>(64,307.00)</u>	<u>64,307.00</u>	<u>0.00</u>	<u>0.00</u>	
166819	INNOVATE HAWAII	2016		(10,000.00)				(10,000.00)
166819	INNOVATE HAWAII	2017	(10,000.00)		10,000.00			0.00
				<u>(10,000.00)</u>	<u>10,000.00</u>	<u>0.00</u>	<u>0.00</u>	
166827	REHABILITATION OF MFSS BLDG	2019		(199,000.00)	199,000.00			0.00
				<u>(199,000.00)</u>	<u>199,000.00</u>	<u>0.00</u>	<u>0.00</u>	
166862	HAWAII STATE ENERGY	2017		(10,000.00)	10,000.00			0.00

County of Maui

Office of the Mayor

Grant Revenues & Expenditures Quarterly Report - by Index and Fiscal Year as of 12/31/2018

Index	Index Title	FY	Beginning Fund Balance	Revenue	Expenditures	Transfers In	Transfers Out	Ending Fund Balance
166862	HAWAII STATE ENERGY	2018		(10,000.00)	10,000.00			0.00
				<u>(20,000.00)</u>	<u>20,000.00</u>	<u>0.00</u>	<u>0.00</u>	
176062	HOUSING REHAB LOAN PROJECT INC	2016	(13,196.45)					(13,196.45)
176062	HOUSING REHAB LOAN PROJECT INC	2017	(13,196.45)					(13,196.45)
176062	HOUSING REHAB LOAN PROJECT INC	2018	(13,196.45)		11,863.34			(1,333.11)
176062	HOUSING REHAB LOAN PROJECT INC	2019	(1,333.11)					(1,333.11)
				<u>0.00</u>	<u>11,863.34</u>	<u>0.00</u>	<u>0.00</u>	
176063	IAO THEATRE PROJECT INCOME	2017			(2,183.13)			(2,183.13)
176063	IAO THEATRE PROJECT INCOME	2018	(2,183.13)					(2,183.13)
176063	IAO THEATRE PROJECT INCOME	2019	(2,183.13)					(2,183.13)
				<u>0.00</u>	<u>(2,183.13)</u>	<u>0.00</u>	<u>0.00</u>	
176187	MADE IN MAUI COUNTY FESTIVAL	2017		(8,500.00)	8,500.00			0.00
				<u>(8,500.00)</u>	<u>8,500.00</u>	<u>0.00</u>	<u>0.00</u>	
176803	MEO MOLOKAI SHUTTLE SVC BUS B	2017			130,936.00			130,936.00
176803	MEO MOLOKAI SHUTTLE SVC BUS B	2018	130,936.00	(130,936.00)				0.00
				<u>(130,936.00)</u>	<u>130,936.00</u>	<u>0.00</u>	<u>0.00</u>	
176806	MEO MOLOKAI SHUTTLE SVC BUS A	2017			118,579.00			118,579.00
176806	MEO MOLOKAI SHUTTLE SVC BUS A	2018	118,579.00	(118,579.00)				0.00
				<u>(118,579.00)</u>	<u>118,579.00</u>	<u>0.00</u>	<u>0.00</u>	
176808	LAHAINA SURF PRESERVATION	2018		(185,147.96)	185,147.96			0.00
				<u>(185,147.96)</u>	<u>185,147.96</u>	<u>0.00</u>	<u>0.00</u>	
176810	WIOA YOUTH ACTIVITIES	2018		(138,667.23)	162,412.11			23,744.88
176810	WIOA YOUTH ACTIVITIES	2019	18,924.24	(30,376.78)	(3,004.19)			(14,456.73)
				<u>(169,044.01)</u>	<u>159,407.92</u>	<u>0.00</u>	<u>0.00</u>	
176811	THE MAUI FARM REHABILITATION	2018		(242,242.44)	242,242.44			0.00
				<u>(242,242.44)</u>	<u>242,242.44</u>	<u>0.00</u>	<u>0.00</u>	
176812	KHAKO STAIRCASE SAFETY	2018		(260,460.95)	260,460.95			0.00
				<u>(260,460.95)</u>	<u>260,460.95</u>	<u>0.00</u>	<u>0.00</u>	
176814	CAMERON CTR REHAB & IMPRVMT	2018		(1,690.00)	1,690.00			0.00
176814	CAMERON CTR REHAB & IMPRVMT	2019		(207,643.00)	207,643.00			0.00
				<u>(209,333.00)</u>	<u>209,333.00</u>	<u>0.00</u>	<u>0.00</u>	
176815	CDBG PROGRAM ADMIN FY17	2017		(204,260.10)	326,697.26			122,437.16

County of Maui

Office of the Mayor

Grant Revenues & Expenditures Quarterly Report - by Index and Fiscal Year as of 12/31/2018

Index	Index Title	FY	Beginning Fund Balance	Revenue	Expenditures	Transfers In	Transfers Out	Ending Fund Balance
176815	CDBG PROGRAM ADMIN FY17	2018	122,437.16	(141,977.90)	19,540.74			(0.00)
				<u>(346,238.00)</u>	<u>346,238.00</u>	<u>0.00</u>	<u>0.00</u>	
176816	HTA COUNTY PRODUCT ENRICHMENT	2017		(60,000.00)	43,218.35			(16,781.65)
176816	HTA COUNTY PRODUCT ENRICHMENT	2018	(16,781.65)	(70,000.00)	51,283.39			(35,498.26)
176816	HTA COUNTY PRODUCT ENRICHMENT	2019	(35,498.26)		9,283.44			(26,214.82)
				<u>(130,000.00)</u>	<u>103,785.18</u>	<u>0.00</u>	<u>0.00</u>	
176817	WIOA ADULT PROGRAM	2018		(127,582.73)	144,698.08			17,115.35
176817	WIOA ADULT PROGRAM	2019	13,602.10	(26,379.46)				(12,777.36)
				<u>(153,962.19)</u>	<u>144,698.08</u>	<u>0.00</u>	<u>0.00</u>	
176818	WIOA ADMIN PY2016	2017		(41,869.63)	43,059.23			1,189.60
176818	WIOA ADMIN PY2016	2018	1,189.60	(16,539.37)	15,217.43			(132.34)
176818	WIOA ADMIN PY2016	2019	(5,068.84)					(5,068.84)
				<u>(58,409.00)</u>	<u>58,276.66</u>	<u>0.00</u>	<u>0.00</u>	
176821	WIOA DISLOCATED WORKER	2018		(127,390.89)	141,778.72			14,387.83
176821	WIOA DISLOCATED WORKER	2019	4,475.80	(23,771.66)				(19,295.86)
				<u>(151,162.55)</u>	<u>141,778.72</u>	<u>0.00</u>	<u>0.00</u>	
186037	2016 HAWAII SEVERE STORMS	2017		(6,038.93)	3,689,267.70			3,683,228.77
186037	2016 HAWAII SEVERE STORMS	2018	3,683,228.77					3,683,228.77
186037	2016 HAWAII SEVERE STORMS	2019	3,683,228.77					3,683,228.77
				<u>(6,038.93)</u>	<u>3,689,267.70</u>	<u>0.00</u>	<u>0.00</u>	
186785	HAWAII ST COMM/STATUS WOMEN	2018		110.00	1,601.21			1,601.21
186785	HAWAII ST COMM/STATUS WOMEN	2019	1,601.21		1,323.76			3,034.97
				<u>110.00</u>	<u>2,924.97</u>	<u>0.00</u>	<u>0.00</u>	
186810	WIOA YOUTH ACTIVITIES	2019		(23,276.46)	39,899.90			16,623.44
				<u>(23,276.46)</u>	<u>39,899.90</u>	<u>0.00</u>	<u>0.00</u>	
186811	KHAKO RENEWAL PRJ PH II	2019		(102,048.64)	102,048.64			0.00
				<u>(102,048.64)</u>	<u>102,048.64</u>	<u>0.00</u>	<u>0.00</u>	
186815	CDBG PROGRAM ADMIN FY18	2018		(314,506.34)	345,640.30			31,133.96
186815	CDBG PROGRAM ADMIN FY18	2019	31,133.96	(39,161.40)	8,546.97			519.53
				<u>(353,667.74)</u>	<u>354,187.27</u>	<u>0.00</u>	<u>0.00</u>	
186817	WIOA ADULT PROGRAM	2018			22,000.00			22,000.00
186817	WIOA ADULT PROGRAM	2019	22,000.00	(59,553.94)	52,530.58			14,976.64

County of Maui

Office of the Mayor

Grant Revenues & Expenditures Quarterly Report - by Index and Fiscal Year as of 12/31/2018

Index	Index Title	FY	Beginning Fund Balance	Revenue	Expenditures	Transfers In	Transfers Out	Ending Fund Balance
				(59,553.94)	74,530.58	0.00	0.00	
186818	WIOA ADMIN PY2017	2018		(10,506.42)	19,981.98			9,475.56
186818	WIOA ADMIN PY2017	2019	19,305.89	(16,474.57)	28,268.15			31,099.47
				(26,980.99)	48,250.13	0.00	0.00	
186819	2017 MADE IN MAUI CO FESTIVAL	2018		(5,000.00)	5,000.00			0.00
				(5,000.00)	5,000.00	0.00	0.00	
186821	WIOA DISLOCATED WORKER	2018			28,000.00			28,000.00
186821	WIOA DISLOCATED WORKER	2019	28,000.00	(66,334.87)	53,748.57			15,413.70
				(66,334.87)	81,748.57	0.00	0.00	
186824	REHABILITATION OF MFSS BLDG	2018			72,900.00			72,900.00
186824	REHABILITATION OF MFSS BLDG	2019	72,900.00	(325,070.00)	252,170.00			0.00
				(325,070.00)	325,070.00	0.00	0.00	
186825	SOH DEPT OF LABOR/INDUSTRIAL	2018			15,000.00			15,000.00
186825	SOH DEPT OF LABOR/INDUSTRIAL	2019	15,000.00	(15,000.00)				0.00
				(15,000.00)	15,000.00	0.00	0.00	
196010	MOLOKAI TANKER - REPRG	2016			8,179.56			8,179.56
196010	MOLOKAI TANKER - REPRG	2017	8,179.56	(8,179.56)				0.00
				(8,179.56)	8,179.56	0.00	0.00	
196020	PROJECT IMPACT BDRC FEMA	2016	13,279.05					13,279.05
196020	PROJECT IMPACT BDRC FEMA	2017	13,279.05		(13,279.05)			0.00
				0.00	(13,279.05)	0.00	0.00	
196037	STORMS 12/4-7/07 FEMA#1743DRHI	2016	(172,041.35)		172,041.35			0.00
				0.00	172,041.35	0.00	0.00	
196803	CDBG PROGRAM ADMIN FFY18	2019		(150,939.88)	182,303.94			31,364.06
				(150,939.88)	182,303.94	0.00	0.00	
Grand Total				(9,466,193.61)	12,749,902.01	0.00	0.00	

County of Maui

Management

Grant Revenues & Expenditures Quarterly Report - by Index and Fiscal Year as of 12/31/2018

Index	Index Title	FY	Beginning Fund Balance	Revenue	Expenditures	Transfers In	Transfers Out	Ending Fund Balance
106055	ENERGY EMERGENCY PLANNING	2016	(4,575.09)		4,575.09			0.00
				0.00	4,575.09	0.00	0.00	
136801	DELL ONLINE SELF-DISPATCH PRG	2016	(27,277.71)	(210.00)				(27,487.71)
136801	DELL ONLINE SELF-DISPATCH PRG	2017	(27,487.71)	27,487.71				0.00
				27,277.71	0.00	0.00	0.00	
166802	HI INTEGRATED JUSTICE IS PRG	2016			27,840.00			27,840.00
166802	HI INTEGRATED JUSTICE IS PRG	2017	27,840.00	(27,840.00)				0.00
				(27,840.00)	27,840.00	0.00	0.00	
Grand Total				(562.29)	32,415.09	0.00	0.00	

County of Maui

Prosecuting Attorney

Grant Revenues & Expenditures Quarterly Report - by Index and Fiscal Year as of 12/31/2018

Index	Index Title	FY	Beginning Fund Balance	Revenue	Expenditures	Transfers In	Transfers Out	Ending Fund Balance
106138	FOOD STAMP PRG PROSECUTIONS	2016		(283.17)	283.17			0.00
				<u>(283.17)</u>	<u>283.17</u>	<u>0.00</u>	<u>0.00</u>	
126462	PROS ATTY ASSET FORFTRES ST12	2016	3,508.40	(3,508.40)				0.00
				<u>(3,508.40)</u>	<u>0.00</u>	<u>0.00</u>	<u>0.00</u>	
136174	DEFENDANT/WITNESS TRIAL PRG	2016	287.24		(287.24)			0.00
				<u>0.00</u>	<u>(287.24)</u>	<u>0.00</u>	<u>0.00</u>	
146601	DEFENDANT/WITNESS TRIAL PRG	2016	(610.00)		610.00			0.00
				<u>0.00</u>	<u>610.00</u>	<u>0.00</u>	<u>0.00</u>	
146602	VICTIM/WITNESS ASSISTANCE PRG	2016	(696.74)		696.74			0.00
				<u>0.00</u>	<u>696.74</u>	<u>0.00</u>	<u>0.00</u>	
146607	CRIMINAL JUSTICE INFO SYSTEM	2016	19,651.02	(44,389.00)	24,737.98			0.00
				<u>(44,389.00)</u>	<u>24,737.98</u>	<u>0.00</u>	<u>0.00</u>	
156601	DEFENDANT/WITNESS TRIAL PRG	2016	17,868.80	(23,459.97)	5,591.17			(0.00)
				<u>(23,459.97)</u>	<u>5,591.17</u>	<u>0.00</u>	<u>0.00</u>	
156602	VICTIM/WITNESS ASSISTANCE PRG	2016	10,618.86	(28,648.00)	18,029.14			0.00
				<u>(28,648.00)</u>	<u>18,029.14</u>	<u>0.00</u>	<u>0.00</u>	
156603	CAREER CRIMINAL PROGRAM	2016	(7,217.83)		7,217.83			0.00
				<u>0.00</u>	<u>7,217.83</u>	<u>0.00</u>	<u>0.00</u>	
156608	E BYRNE MEMORIAL JAG FY15	2016			9,572.44			9,572.44
156608	E BYRNE MEMORIAL JAG FY15	2017	9,572.44					9,572.44
156608	E BYRNE MEMORIAL JAG FY15	2018	9,572.44		1,238.86			10,811.30
156608	E BYRNE MEMORIAL JAG FY15	2019	44,892.96					44,892.96
				<u>0.00</u>	<u>10,811.30</u>	<u>0.00</u>	<u>0.00</u>	
156609	SPCL NEEDS ADVOCACY PRG	2016	78,291.31	(95,252.00)	16,960.69			(0.00)
				<u>(95,252.00)</u>	<u>16,960.69</u>	<u>0.00</u>	<u>0.00</u>	
156610	ASSET FORFEITURES PROGRAM	2016	(60,892.70)	60,892.70				0.00
				<u>60,892.70</u>	<u>0.00</u>	<u>0.00</u>	<u>0.00</u>	
156611	MAUI PROSECUTORS TRAFFIC REC	2016	4,847.80	(4,847.80)				0.00
				<u>(4,847.80)</u>	<u>0.00</u>	<u>0.00</u>	<u>0.00</u>	
156620	E BYRNE/PROS OF DRUG CRIMES	2016	8,541.67	(125,501.00)	140,075.33			23,116.00
156620	E BYRNE/PROS OF DRUG CRIMES	2017	23,116.00	(23,116.00)				0.00
				<u>(148,617.00)</u>	<u>140,075.33</u>	<u>0.00</u>	<u>0.00</u>	

County of Maui

Prosecuting Attorney

Grant Revenues & Expenditures Quarterly Report - by Index and Fiscal Year as of 12/31/2018

<u>Index</u>	<u>Index Title</u>	<u>FY</u>	<u>Beginning Fund Balance</u>	<u>Revenue</u>	<u>Expenditures</u>	<u>Transfers In</u>	<u>Transfers Out</u>	<u>Ending Fund Balance</u>
156622	DOMESTIC VIOLENCE INVESTIGATIO	2016	39,418.51	(51,289.00)	11,870.49			0.00
				<u>(51,289.00)</u>	<u>11,870.49</u>	<u>0.00</u>	<u>0.00</u>	
156623	HIGHWAY SAFETY GRANT	2016	12,441.54	(19,082.72)	6,067.32			(573.86)
156623	HIGHWAY SAFETY GRANT	2017	(573.86)		573.86			0.00
				<u>(19,082.72)</u>	<u>6,641.18</u>	<u>0.00</u>	<u>0.00</u>	
156625	JUSTICE REINVEST INITIATIVE	2016	(9,571.13)	9,571.13				0.00
				<u>9,571.13</u>	<u>0.00</u>	<u>0.00</u>	<u>0.00</u>	
166826	ASSET FORFEITURES PROGRAM	2018		(39,621.26)	39,621.26			(0.00)
166826	ASSET FORFEITURES PROGRAM	2019	(708.60)					(708.60)
				<u>(39,621.26)</u>	<u>39,621.26</u>	<u>0.00</u>	<u>0.00</u>	
166835	SPCL NEEDS ADVOCACY PRG	2016		(247,183.00)	307,532.53			60,349.53
166835	SPCL NEEDS ADVOCACY PRG	2017	60,349.53	(63,557.00)	3,207.47			(0.00)
				<u>(310,740.00)</u>	<u>310,740.00</u>	<u>0.00</u>	<u>0.00</u>	
166836	ASSET FORFEITURES PROGRAM	2016		(20,565.14)	60,945.37			40,380.23
166836	ASSET FORFEITURES PROGRAM	2017	40,380.23	(39,532.77)	38,844.06			39,691.52
166836	ASSET FORFEITURES PROGRAM	2018	39,691.52	(38,150.83)	(1,540.69)			(0.00)
				<u>(98,248.74)</u>	<u>98,248.74</u>	<u>0.00</u>	<u>0.00</u>	
166871	VICTIM/WITNESS ASSISTANCE PRG	2016		(14,594.00)	51,509.34			36,915.34
166871	VICTIM/WITNESS ASSISTANCE PRG	2017	36,915.34	(43,783.00)	6,867.66			(0.00)
				<u>(58,377.00)</u>	<u>58,377.00</u>	<u>0.00</u>	<u>0.00</u>	
166872	CAREER CRIMINAL PROGRAM	2016		(130,262.00)	130,262.00			0.00
				<u>(130,262.00)</u>	<u>130,262.00</u>	<u>0.00</u>	<u>0.00</u>	
166873	DEFENDANT/WITNESS TRIAL PRG	2016		(21,581.21)	90,632.43			69,051.22
166873	DEFENDANT/WITNESS TRIAL PRG	2017	69,051.22	(75,289.31)	41,201.67			34,963.58
166873	DEFENDANT/WITNESS TRIAL PRG	2018	34,963.58	(63,551.13)	28,587.55			0.00
				<u>(160,421.65)</u>	<u>160,421.65</u>	<u>0.00</u>	<u>0.00</u>	
166875	HIGHWAY SAFETY/IMPAIRED DRVG	2016			7,629.64			7,629.64
166875	HIGHWAY SAFETY/IMPAIRED DRVG	2017	7,629.64	(13,826.42)	6,196.78			0.00
				<u>(13,826.42)</u>	<u>13,826.42</u>	<u>0.00</u>	<u>0.00</u>	
166876	HIGHWAY SAFETY/TRAFFIC RECORDS	2016			4,507.85			4,507.85
166876	HIGHWAY SAFETY/TRAFFIC RECORDS	2017	4,507.85	(10,445.36)	5,937.51			0.00
				<u>(10,445.36)</u>	<u>10,445.36</u>	<u>0.00</u>	<u>0.00</u>	

County of Maui

Prosecuting Attorney

Grant Revenues & Expenditures Quarterly Report - by Index and Fiscal Year as of 12/31/2018

Index	Index Title	FY	Beginning Fund Balance	Revenue	Expenditures	Transfers In	Transfers Out	Ending Fund Balance
166877	SOH GRANT-IN-AID	2016			33,852.08			33,852.08
166877	SOH GRANT-IN-AID	2017	33,852.08		70,146.14			103,998.22
166877	SOH GRANT-IN-AID	2018	103,998.22	(79,304.79)	(24,693.43)			0.00
				<u>(79,304.79)</u>	<u>79,304.79</u>	<u>0.00</u>	<u>0.00</u>	
176835	SPCL NEEDS ADVOCACY PRG	2017		(178,007.00)	303,583.16			125,576.16
176835	SPCL NEEDS ADVOCACY PRG	2018	125,576.16	(133,793.00)	8,216.84			0.00
				<u>(311,800.00)</u>	<u>311,800.00</u>	<u>0.00</u>	<u>0.00</u>	
176860	SPCL NEEDS ADVOC SUPPLEMENTAL	2017		(6,964.00)	78,767.97			71,803.97
176860	SPCL NEEDS ADVOC SUPPLEMENTAL	2018	71,803.97	(433,273.00)	589,604.01			228,134.98
176860	SPCL NEEDS ADVOC SUPPLEMENTAL	2019	228,134.98	(220,384.00)	(20.00)			7,730.98
				<u>(660,621.00)</u>	<u>668,351.98</u>	<u>0.00</u>	<u>0.00</u>	
176871	VICTIM/WITNESS ASSISTANCE PRG	2017		(46,215.00)	59,528.39			13,313.39
176871	VICTIM/WITNESS ASSISTANCE PRG	2018	13,313.39	(15,405.00)	2,091.61			0.00
				<u>(61,620.00)</u>	<u>61,620.00</u>	<u>0.00</u>	<u>0.00</u>	
176872	CAREER CRIMINAL PROGRAM	2017		(103,125.00)	137,499.00			34,374.00
176872	CAREER CRIMINAL PROGRAM	2018	34,374.00	(34,374.00)				0.00
				<u>(137,499.00)</u>	<u>137,499.00</u>	<u>0.00</u>	<u>0.00</u>	
176878	DPA 2017 TRAFFIC RECORDS	2017			227.40			227.40
176878	DPA 2017 TRAFFIC RECORDS	2018	227.40	(9,862.52)	9,635.12			0.00
				<u>(9,862.52)</u>	<u>9,862.52</u>	<u>0.00</u>	<u>0.00</u>	
176879	DOMESTIC VIOLENCE INVESTIGATIO	2017		(52,401.00)	53,382.00			981.00
176879	DOMESTIC VIOLENCE INVESTIGATIO	2018	981.00	(981.00)				0.00
				<u>(53,382.00)</u>	<u>53,382.00</u>	<u>0.00</u>	<u>0.00</u>	
176880	MAUI PROSECUTORS OFFICE	2017			6,923.44			6,923.44
176880	MAUI PROSECUTORS OFFICE	2018	6,923.44	(13,862.85)	6,939.41			0.00
				<u>(13,862.85)</u>	<u>13,862.85</u>	<u>0.00</u>	<u>0.00</u>	
186871	VICTIM/WITNESS ASSISTANCE PRG	2018		(58,377.00)	58,377.00			(0.00)
186871	VICTIM/WITNESS ASSISTANCE PRG	2019		(30,810.00)	41,228.20			10,418.20
				<u>(89,187.00)</u>	<u>99,605.20</u>	<u>0.00</u>	<u>0.00</u>	
186872	CAREER CRIMINAL PROGRAM	2018		(130,262.00)	128,766.06			(1,495.94)
186872	CAREER CRIMINAL PROGRAM	2019	(1,495.94)	(68,750.00)	63,570.00			(6,675.94)
				<u>(199,012.00)</u>	<u>192,336.06</u>	<u>0.00</u>	<u>0.00</u>	

County of Maui

Prosecuting Attorney

Grant Revenues & Expenditures Quarterly Report - by Index and Fiscal Year as of 12/31/2018

Index	Index Title	FY	Beginning Fund Balance	Revenue	Expenditures	Transfers In	Transfers Out	Ending Fund Balance
186878	DPA 2018 TRAFFIC RECORDS	2018			2,878.38			2,878.38
186878	DPA 2018 TRAFFIC RECORDS	2019	2,878.38	(2,573.00)	5,167.98			5,473.36
				<u>(2,573.00)</u>	<u>8,046.36</u>	<u>0.00</u>	<u>0.00</u>	
186879	DOMESTIC VIOLENCE INVESTIGATIO	2018		(44,380.00)	53,022.00			8,642.00
186879	DOMESTIC VIOLENCE INVESTIGATIO	2019	8,642.00	(8,642.00)				0.00
				<u>(53,022.00)</u>	<u>53,022.00</u>	<u>0.00</u>	<u>0.00</u>	
196071	VICTIM WITNESS BOOKS	2016	(7,280.00)		(7,465.39)			(14,745.39)
196071	VICTIM WITNESS BOOKS	2017	(14,745.39)	14,745.39				0.00
				<u>14,745.39</u>	<u>(7,465.39)</u>	<u>0.00</u>	<u>0.00</u>	
196835	SPCL NEEDS ADVOCACY PRJ	2019			197,265.84			197,265.84
				<u>0.00</u>	<u>197,265.84</u>	<u>0.00</u>	<u>0.00</u>	
196836	ASSET FORFEITURES PROGRAM	2019		(40,000.00)	21,837.04			(18,162.96)
				<u>(40,000.00)</u>	<u>21,837.04</u>	<u>0.00</u>	<u>0.00</u>	
196879	DOMESTIC VIOLENCE INVESTIGATIO	2019		(19,232.00)	38,836.63			19,604.63
				<u>(19,232.00)</u>	<u>38,836.63</u>	<u>0.00</u>	<u>0.00</u>	
Grand Total				(2,887,088.43)	3,004,347.09	0.00	0.00	

County of Maui

Finance		Grant Revenues & Expenditures Quarterly Report - by Index and Fiscal Year as of 12/31/2018						
Index	Index Title	FY	Beginning Fund Balance	Revenue	Expenditures	Transfers In	Transfers Out	Ending Fund Balance
166725	COMML DRIVER'S LICENSE FY16	2016		(458,147.20)	458,147.20			(0.00)
				<u>(458,147.20)</u>	<u>458,147.20</u>	<u>0.00</u>	<u>0.00</u>	
166726	PERIODIC MTR VEH INSPTN FY16	2016		(453,167.35)	453,167.35			0.00
				<u>(453,167.35)</u>	<u>453,167.35</u>	<u>0.00</u>	<u>0.00</u>	
166727	STATE IDENTIFICATION PROGRAM	2016		(225,882.58)	225,882.58			0.00
166727	STATE IDENTIFICATION PROGRAM	2017			445.29			445.29
166727	STATE IDENTIFICATION PROGRAM	2018	445.29					445.29
166727	STATE IDENTIFICATION PROGRAM	2019	445.29		(445.29)			0.00
				<u>(225,882.58)</u>	<u>225,882.58</u>	<u>0.00</u>	<u>0.00</u>	
166728	STATE MOTOR VEH REGISTRATION	2016		(301,233.42)	301,233.42			0.00
				<u>(301,233.42)</u>	<u>301,233.42</u>	<u>0.00</u>	<u>0.00</u>	
176724	STATE DISABILITY & COMM	2019	40.00					40.00
				<u>0.00</u>	<u>0.00</u>	<u>0.00</u>	<u>0.00</u>	
176725	COMML DRIVER'S LICENSE FY17	2017		(505,179.02)	505,179.02			(0.00)
				<u>(505,179.02)</u>	<u>505,179.02</u>	<u>0.00</u>	<u>0.00</u>	
176726	PERIODIC MTR VEH INSPTN FY17	2017		(444,981.70)	444,981.70			0.00
				<u>(444,981.70)</u>	<u>444,981.70</u>	<u>0.00</u>	<u>0.00</u>	
176727	STATE IDENTIFICATION PROGRAM	2017		(192,786.43)	192,786.43			(0.00)
				<u>(192,786.43)</u>	<u>192,786.43</u>	<u>0.00</u>	<u>0.00</u>	
176728	STATE MOTOR VEH REGISTRATION	2017		(310,067.83)	310,067.83			0.00
				<u>(310,067.83)</u>	<u>310,067.83</u>	<u>0.00</u>	<u>0.00</u>	
186734	STATE DISABILITY & COMM	2018		(10,463.29)	10,463.29			0.00
186734	STATE DISABILITY & COMM	2019	10,423.29					10,423.29
				<u>(10,463.29)</u>	<u>10,463.29</u>	<u>0.00</u>	<u>0.00</u>	
186735	COMML DRIVER'S LICENSE FY18	2018		(511,691.10)	511,691.10			0.00
186735	COMML DRIVER'S LICENSE FY18	2019	17,977.66					17,977.66
				<u>(511,691.10)</u>	<u>511,691.10</u>	<u>0.00</u>	<u>0.00</u>	
186736	PERIODIC MTR VEH INSPTN FY18	2018		(465,447.96)	465,447.96			0.00
186736	PERIODIC MTR VEH INSPTN FY18	2019	17,755.67					17,755.67
				<u>(465,447.96)</u>	<u>465,447.96</u>	<u>0.00</u>	<u>0.00</u>	
186739	STATE IDENTIFICATION PROGRAM	2018		(201,706.07)	201,706.07			(0.00)
186739	STATE IDENTIFICATION PROGRAM	2019	9,924.64					9,924.64

County of Maui

Finance **Grant Revenues & Expenditures Quarterly Report - by Index and Fiscal Year as of 12/31/2018**

<u>Index</u>	<u>Index Title</u>	<u>FY</u>	<u>Beginning Fund Balance</u>	<u>Revenue</u>	<u>Expenditures</u>	<u>Transfers In</u>	<u>Transfers Out</u>	<u>Ending Fund Balance</u>
				<u>(201,706.07)</u>	<u>201,706.07</u>	<u>0.00</u>	<u>0.00</u>	
186740	STATE MOTOR VEH REGISTRATION	2018		(313,345.65)	313,345.65			(0.00)
186740	STATE MOTOR VEH REGISTRATION	2019	12,871.91					12,871.91
				<u>(313,345.65)</u>	<u>313,345.65</u>	<u>0.00</u>	<u>0.00</u>	
196734	STATE DISABILITY & COMM	2019		(8,517.24)	11,220.35			2,703.11
				<u>(8,517.24)</u>	<u>11,220.35</u>	<u>0.00</u>	<u>0.00</u>	
196735	COMML DRIVER'S LICENSE FY19	2019		(237,496.70)	259,839.60			22,342.90
				<u>(237,496.70)</u>	<u>259,839.60</u>	<u>0.00</u>	<u>0.00</u>	
196736	PERIODIC MTR VEH INSPTN FY19	2019		(190,864.91)	209,004.28			18,139.37
				<u>(190,864.91)</u>	<u>209,004.28</u>	<u>0.00</u>	<u>0.00</u>	
196739	STATE IDENTIFICATION PRG FY19	2019		(84,178.23)	94,287.82			10,109.59
				<u>(84,178.23)</u>	<u>94,287.82</u>	<u>0.00</u>	<u>0.00</u>	
196740	STATE MOTOR VEH REGIST FY19	2019		(140,798.40)	153,856.68			13,058.28
				<u>(140,798.40)</u>	<u>153,856.68</u>	<u>0.00</u>	<u>0.00</u>	
	Grand Total			(5,055,955.08)	5,122,308.33	0.00	0.00	

County of Maui

Planning		Grant Revenues & Expenditures Quarterly Report - by Index and Fiscal Year as of 12/31/2018						
Index	Index Title	FY	Beginning Fund Balance	Revenue	Expenditures	Transfers In	Transfers Out	Ending Fund Balance
116204	PRIVATE DONATION-PLNNG-HUTAFF	2016	(51.74)	0.00	51.74	0.00	0.00	0.00
146901	COASTAL ZONE MANAGEMENT PRG	2016	(206,776.77)	0.00	206,776.77	0.00	0.00	0.00
146905	UH SEA GRANT COLLEGE PROGRAM	2016	(2,356.42)	0.00	2,356.42	0.00	0.00	0.00
156800	COASTAL ZONE MANAGEMENT FY15	2016	179,312.79	(339,286.41)	159,973.62	0.00	0.00	0.00
156802	CERTIFIED LOCAL GOVT PRG	2016	(8,677.02)					(8,677.02)
156802	CERTIFIED LOCAL GOVT PRG	2017	(8,677.02)	0.00	8,677.02	0.00	0.00	0.00
166801	COASTAL ZONE MANAGEMENT FY16	2016			194,616.43			194,616.43
166801	COASTAL ZONE MANAGEMENT FY16	2017	194,616.43	(338,948.24)	144,331.81	0.00	0.00	0.00
176801	0	2017			218,497.97			218,497.97
176801	0	2018	218,497.97	(373,276.00)	154,778.03	0.00	0.00	0.00
186801	COASTAL ZONE MANAGEMENT FY18	2018			282,083.52			282,083.52
186801	COASTAL ZONE MANAGEMENT FY18	2019	282,083.52	0.00	99,997.48	0.00	0.00	382,081.00
196801	COASTAL ZONE MANAGEMENT FY19	2019			124,165.82			124,165.82
	Grand Total			(1,051,510.65)	1,596,306.63	0.00	0.00	

County of Maui

Grant Revenues & Expenditures Quarterly Report - by Index and Fiscal Year as of 12/31/2018

Police

Index	Index Title	FY	Beginning Fund Balance	Revenue	Expenditures	Transfers In	Transfers Out	Ending Fund Balance
106521	G.R.E.A.T ATC000110	2016	304.39	0.00	(304.39)	0.00	0.00	0.00
106806	D.A.R.E.(DOE)FY10 MOA DO413#5	2016	479.33	0.00	(479.33)	0.00	0.00	0.00
116333	JUVENILE ACCT INCENTIVE DHS01	2016	658.84	0.00	(658.84)	0.00	0.00	0.00
116355	MAUI CHILD PASSENGER SAFTEY	2016	(541.18)	0.00	541.18	0.00	0.00	0.00
116500	COPS TECHNOLOGY GRANT USDJUSTC	2016	(462.69)	0.00	462.69	0.00	0.00	0.00
116510	BULLETPROOF VEST GRNT USDJUSTC	2016	(13,085.32)	0.00	13,085.32	0.00	0.00	0.00
116705	YOUTH GANG DHS-2000-OYS-8048	2016	194.79	0.00	(194.79)	0.00	0.00	0.00
116904	SAFE & DRUG FREE SCHLS #2 DHS	2016	(252.05)	0.00	252.05	0.00	0.00	0.00
126300	LLE BLOCK GRANT 2001-LB-BX1458	2016	132.23	0.00	(132.23)	0.00	0.00	0.00
126331	MPD ROADBLOCK PROGRAM	2016	322.12	0.00	(322.12)	0.00	0.00	0.00
126333	JUV ACT/INC BG DHS-2-OYS-1160A	2016	(7,482.95)	0.00	7,482.95	0.00	0.00	0.00
126335	JUV ACT/INC BG DHS-2-OYS-1160B	2016	(579.95)	0.00	579.95	0.00	0.00	0.00
126340	PROHIBITING ALCOHOL SALES TO M	2016	99.31					99.31
126340	PROHIBITING ALCOHOL SALES TO M	2017	99.31	0.00	(99.31)	0.00	0.00	0.00
126344	MAUI SAFECOMM SPEED	2016	(1,176.53)	0.00	1,176.53	0.00	0.00	0.00
126355	KEIKI INJURY PRTCTN CLTN	2016	2,383.19	0.00	(2,383.19)	0.00	0.00	0.00

County of Maui

Police		Grant Revenues & Expenditures Quarterly Report - by Index and Fiscal Year as of 12/31/2018						
Index	Index Title	FY	Beginning Fund Balance	Revenue	Expenditures	Transfers In	Transfers Out	Ending Fund Balance
126356	MAUI SEAT BELT ENFORCEMNT	2016	11,869.64		(11,869.64)			0.00
				0.00	(11,869.64)	0.00	0.00	
126365	FED EQT/SHARING FORFEITURE POL	2016	(863.82)					(863.82)
126365	FED EQT/SHARING FORFEITURE POL	2017	(863.82)					(863.82)
126365	FED EQT/SHARING FORFEITURE POL	2018	(863.82)	863.82				0.00
				863.82	0.00	0.00	0.00	
126399	911 EMERGENCY MEDICAL FY02	2016	(1,200.00)		1,200.00			0.00
				0.00	1,200.00	0.00	0.00	
126430	CLANDSTINE LAB RSPNSE TM00DB18	2016	275.72		(275.72)			0.00
				0.00	(275.72)	0.00	0.00	
126501	COPS IN SCHOOL AWARD	2016	(38,462.46)		38,462.46			0.00
				0.00	38,462.46	0.00	0.00	
126505	S/W MARIJUANA ERAD #01-DB-4	2016	829.73		(829.73)			0.00
				0.00	(829.73)	0.00	0.00	
126550	MARIJUANA ERADICATION DEA 2002	2016	(1,034.82)					(1,034.82)
126550	MARIJUANA ERADICATION DEA 2002	2017	(1,034.82)		1,034.82			0.00
				0.00	1,034.82	0.00	0.00	
126901	SW NARCOTICS TASK FORCE 01DB11	2016	6,500.00		(6,500.00)			0.00
				0.00	(6,500.00)	0.00	0.00	
126903	SAFE/DRUG FREE SCHOOLS #3 DHS	2016	4,291.33		(4,291.33)			0.00
				0.00	(4,291.33)	0.00	0.00	
126905	D.A.R.E.PRGRM(DOE) 02 #18475	2016	1,338.75		(1,338.75)			0.00
				0.00	(1,338.75)	0.00	0.00	
126908	TRAINING GRANTS-SOH VARIOUS	2016	10,018.45		(1,154.95)			8,863.50
126908	TRAINING GRANTS-SOH VARIOUS	2017	8,863.50					8,863.50
126908	TRAINING GRANTS-SOH VARIOUS	2018	8,863.50		(8,863.50)			0.00
				0.00	(10,018.45)	0.00	0.00	
136301	STATE E911 WIRELESS COMMISSIO	2016	(10,562.57)		2,466.66			(8,095.91)
136301	STATE E911 WIRELESS COMMISSIO	2017	(8,095.91)		(1,179.73)			(9,275.64)
136301	STATE E911 WIRELESS COMMISSIO	2018	(9,275.64)	9,275.64				0.00
				9,275.64	1,286.93	0.00	0.00	
136302	VAWA/DOMESTIC VIOLENCE OUTREAC	2016	3,220.11	(24,000.00)	24,573.89			3,794.00

County of Maui

Grant Revenues & Expenditures Quarterly Report - by Index and Fiscal Year as of 12/31/2018

Police

<u>Index</u>	<u>Index Title</u>	<u>FY</u>	<u>Beginning Fund Balance</u>	<u>Revenue</u>	<u>Expenditures</u>	<u>Transfers In</u>	<u>Transfers Out</u>	<u>Ending Fund Balance</u>
136302	VAWA/DOMESTIC VIOLENCE OUTREAC	2017	3,794.00	(3,794.00)				0.00
				<u>(27,794.00)</u>	<u>24,573.89</u>	<u>0.00</u>	<u>0.00</u>	
136303	HIGH INTENSITY DRUG TRAFFICKIN	2016	(3,000.00)	3,000.00				0.00
				<u>3,000.00</u>	<u>0.00</u>	<u>0.00</u>	<u>0.00</u>	
136330	DOH-ADAD TOBACCO SALES-MINORS	2016	(1,015.70)		1,015.70			0.00
				<u>0.00</u>	<u>1,015.70</u>	<u>0.00</u>	<u>0.00</u>	
136333	JUV ACT/INCNTV B/G PROJ#P.O.I.	2016	(6,678.32)		6,678.32			0.00
				<u>0.00</u>	<u>6,678.32</u>	<u>0.00</u>	<u>0.00</u>	
136335	J/ACT/INCNTV/BG PROJ#COMP STRA	2016	(2,226.75)		2,226.75			0.00
				<u>0.00</u>	<u>2,226.75</u>	<u>0.00</u>	<u>0.00</u>	
136344	MAUI SAFE COMM SPEED	2016	(3,525.53)		3,525.53			0.00
				<u>0.00</u>	<u>3,525.53</u>	<u>0.00</u>	<u>0.00</u>	
136356	MPD SEATBELT PROGRAM	2016	(32,203.19)		32,203.19			0.00
				<u>0.00</u>	<u>32,203.19</u>	<u>0.00</u>	<u>0.00</u>	
136365	FED EQT/SHARING FORFEITURE POL	2016	(134.78)					(134.78)
136365	FED EQT/SHARING FORFEITURE POL	2017	(134.78)					(134.78)
136365	FED EQT/SHARING FORFEITURE POL	2018	(134.78)	134.78				0.00
				<u>134.78</u>	<u>0.00</u>	<u>0.00</u>	<u>0.00</u>	
136399	911 EMS FY03LOG#98-320 MOD#5	2016	67,631.31		(67,631.31)			0.00
				<u>0.00</u>	<u>(67,631.31)</u>	<u>0.00</u>	<u>0.00</u>	
136902	TRAINING GRANTS FY2013	2016	(3,273.35)					(3,273.35)
136902	TRAINING GRANTS FY2013	2017	(3,273.35)					(3,273.35)
136902	TRAINING GRANTS FY2013	2018	(3,273.35)		3,273.35			0.00
				<u>0.00</u>	<u>3,273.35</u>	<u>0.00</u>	<u>0.00</u>	
136910	HI INTRAGENCY MOBLE POLICE 02	2016	(2,506.82)					(2,506.82)
136910	HI INTRAGENCY MOBLE POLICE 02	2017	(2,506.82)					(2,506.82)
136910	HI INTRAGENCY MOBLE POLICE 02	2018	(2,506.82)		2,506.82			0.00
				<u>0.00</u>	<u>2,506.82</u>	<u>0.00</u>	<u>0.00</u>	
146026	TRAINING GRANTS FY2014	2016	(216.13)					(216.13)
146026	TRAINING GRANTS FY2014	2017	(216.13)					(216.13)
146026	TRAINING GRANTS FY2014	2018	(216.13)		216.13			0.00
				<u>0.00</u>	<u>216.13</u>	<u>0.00</u>	<u>0.00</u>	

County of Maui

Police		Grant Revenues & Expenditures Quarterly Report - by Index and Fiscal Year as of 12/31/2018						
Index	Index Title	FY	Beginning Fund Balance	Revenue	Expenditures	Transfers In	Transfers Out	Ending Fund Balance
146030	STATE E911 WIRELESS COMMISSION	2016	(650.22)	712.20	(61.98)			0.00
				712.20	(61.98)	0.00	0.00	
146042	MPD CHILD RESTRAINT PROJECT	2016	84.50		(84.50)			0.00
				0.00	(84.50)	0.00	0.00	
146045	VIOLENCE AGAINST WOMEN ACT	2016	15,366.11	(25,000.00)	10,750.15			1,116.26
146045	VIOLENCE AGAINST WOMEN ACT	2017	1,116.26	(10,000.00)	8,883.74			0.00
				(35,000.00)	19,633.89	0.00	0.00	
146046	JUVENILE ACCT INCENTIVE BLCK	2016	7,851.45	(8,136.30)	284.85			0.00
				(8,136.30)	284.85	0.00	0.00	
146047	SW MARIJUANA ERADICATION	2016	1,656.87	(43,727.00)	42,070.13			0.00
				(43,727.00)	42,070.13	0.00	0.00	
146053	E BYRNE/EPIC AWARENESS	2016	1,430.61	(90,944.08)	89,513.47			(0.00)
				(90,944.08)	89,513.47	0.00	0.00	
146365	POLICE FORFEITURES	2016	(9,175.25)					(9,175.25)
146365	POLICE FORFEITURES	2017	(9,175.25)					(9,175.25)
146365	POLICE FORFEITURES	2018	(9,175.25)		9,175.25			0.00
				0.00	9,175.25	0.00	0.00	
146400	911 EMS DOH 04 LOG#04-337	2016	22,572.34		(22,572.34)			0.00
				0.00	(22,572.34)	0.00	0.00	
146502	ANALYTICAL EQUIP & INFO MGT SY	2016	4,813.63		(4,813.63)			0.00
				0.00	(4,813.63)	0.00	0.00	
146550	MARIJUANA ERADCTN DEA 2003-51	2016	(6,254.17)		322.43			(5,931.74)
146550	MARIJUANA ERADCTN DEA 2003-51	2017	(5,931.74)		5,931.74			0.00
				0.00	6,254.17	0.00	0.00	
146553	DOMESTIC CANNABIS DEA 2004-53	2016	(13,771.67)	12,939.15	832.52			0.00
				12,939.15	832.52	0.00	0.00	
156024	TRAINING GRANTS FY2015	2016	10,263.52		(4,184.58)			6,078.94
156024	TRAINING GRANTS FY2015	2017	6,078.94					6,078.94
156024	TRAINING GRANTS FY2015	2018	6,078.94		(6,078.94)			0.00
				0.00	(10,263.52)	0.00	0.00	
156030	STATE E911 WIRELESS COMMISSION	2016	525,238.50	(498,495.20)	283.19			27,026.49
156030	STATE E911 WIRELESS COMMISSION	2017	27,026.49					27,026.49

County of Maui

Grant Revenues & Expenditures Quarterly Report - by Index and Fiscal Year as of 12/31/2018

Police

Index	Index Title	FY	Beginning Fund Balance	Revenue	Expenditures	Transfers In	Transfers Out	Ending Fund Balance
156030	STATE E911 WIRELESS COMMISSION	2018	27,026.49		(27,026.49)			0.00
				(498,495.20)	(26,743.30)	0.00	0.00	
156031	911 EMERGENCY MEDICAL SVC	2016	75,922.91	(91,007.41)	15,084.50			0.00
				(91,007.41)	15,084.50	0.00	0.00	
156033	MPD TRAFFIC SERVICES	2016	33,897.68	(37,104.52)	3,206.84			0.00
				(37,104.52)	3,206.84	0.00	0.00	
156035	PROHIBIT TOBACCO SALES TO M	2016		(8,921.91)	10,676.39			1,754.48
156035	PROHIBIT TOBACCO SALES TO M	2017	1,754.48	(1,754.48)				0.00
				(10,676.39)	10,676.39	0.00	0.00	
156037	FFY15 MPD SEAT BELT PROGRAM	2016	11,158.76	(23,931.08)	12,772.32			(0.00)
				(23,931.08)	12,772.32	0.00	0.00	
156038	FFY15 SPEED ENFORCEMENT	2016	23,980.24	(43,009.95)	19,029.71			0.00
				(43,009.95)	19,029.71	0.00	0.00	
156039	FFY15 MPD TRAFFIC DATA RECORDS	2016	10,712.13	(29,412.38)	18,700.25			0.00
				(29,412.38)	18,700.25	0.00	0.00	
156040	DISTRACTED DRIVING ENFORCEMENT	2016		(2,049.41)	2,049.41			0.00
				(2,049.41)	2,049.41	0.00	0.00	
156044	MPD ROADBLOCK PROGRAM	2016	80,528.09	(203,039.80)	122,511.71			0.00
				(203,039.80)	122,511.71	0.00	0.00	
156046	KALO PROGRAM	2016	22,836.64	(22,962.36)	125.72			(0.00)
				(22,962.36)	125.72	0.00	0.00	
156051	DOMESTIC CANNABIS DEA	2016	(88,362.18)		88,362.18			0.00
				0.00	88,362.18	0.00	0.00	
156053	HAWAII NARCOTICS TASK FORCE	2016	5,389.96	(19,510.00)	14,120.04			0.00
				(19,510.00)	14,120.04	0.00	0.00	
156054	HIGH INTENSITY DRUG TRAFFICKIN	2016	33,018.78	(164,110.00)	131,091.22			0.00
				(164,110.00)	131,091.22	0.00	0.00	
156056	MPD CHILD RESTRAINT PROJ	2016	6,724.89	(14,899.11)	8,174.22			0.00
				(14,899.11)	8,174.22	0.00	0.00	
156058	JUVENILE ACCT INCENTIVE BLCK	2016	4,492.24	(60,248.67)	70,770.76			15,014.33
156058	JUVENILE ACCT INCENTIVE BLCK	2017	15,014.33	(15,014.33)				0.00

County of Maui

Grant Revenues & Expenditures Quarterly Report - by Index and Fiscal Year as of 12/31/2018

Police			Beginning					Ending
Index	Index Title	FY	Fund Balance	Revenue	Expenditures	Transfers In	Transfers Out	Fund Balance
				(75,263.00)	70,770.76	0.00	0.00	
156333	JUV/ACT/BG POI DHS-05-OYS-2153	2016	(4,956.25)		4,956.25			0.00
				0.00	4,956.25	0.00	0.00	
156522	G.R.E.A.T. ATF 2004-JV-FX-0133	2016	(109.70)		109.70			0.00
				0.00	109.70	0.00	0.00	
156553	DOMESTIC CANNABIS DEA 2005-60	2016	(3,882.55)		3,882.55			0.00
				0.00	3,882.55	0.00	0.00	
156910	HI INTERAGNCY MOBILE POLICE03	2016	(4,278.78)					(4,278.78)
156910	HI INTERAGNCY MOBILE POLICE03	2017	(4,278.78)					(4,278.78)
156910	HI INTERAGNCY MOBILE POLICE03	2018	(4,278.78)		4,278.78			0.00
				0.00	4,278.78	0.00	0.00	
166365	FEDERAL POLICE FORFEITURES	2016	(1,621.35)					(1,621.35)
166365	FEDERAL POLICE FORFEITURES	2017	(1,621.35)					(1,621.35)
166365	FEDERAL POLICE FORFEITURES	2018	(1,621.35)	1,621.35				0.00
				1,621.35	0.00	0.00	0.00	
166508	SW MARIJUANA ERADCTN TASK FRCE	2016	(23,893.00)		23,893.00			0.00
				0.00	23,893.00	0.00	0.00	
166509	POLICE AGAINST STREET SALES06	2016	(422.68)					(422.68)
166509	POLICE AGAINST STREET SALES06	2017	(422.68)					(422.68)
166509	POLICE AGAINST STREET SALES06	2018	(422.68)		422.68			0.00
				0.00	422.68	0.00	0.00	
166829	HC&S COMMUNITY INITIATIVE	2017		(3,000.00)				(3,000.00)
166829	HC&S COMMUNITY INITIATIVE	2018	(3,000.00)					(3,000.00)
166829	HC&S COMMUNITY INITIATIVE	2019	(3,000.00)		2,414.84			(585.16)
				(3,000.00)	2,414.84	0.00	0.00	
166830	STATE E911 WIRELESS COMMISSION	2016		(666,988.34)	782,335.46			115,347.12
166830	STATE E911 WIRELESS COMMISSION	2017	115,347.12	(73,342.54)	36,558.02			78,562.60
166830	STATE E911 WIRELESS COMMISSION	2018	78,562.60	(78,562.60)				0.00
				(818,893.48)	818,893.48	0.00	0.00	
166831	TRAINING GRANTS FY2016	2016			22,561.37			22,561.37
166831	TRAINING GRANTS FY2016	2017	22,561.37	(1,208.70)	(4,005.75)			17,346.92
166831	TRAINING GRANTS FY2016	2018	17,346.92	(1,295.00)	3,464.36			19,516.28

County of Maui

Grant Revenues & Expenditures Quarterly Report - by Index and Fiscal Year as of 12/31/2018

Police

Index	Index Title	FY	Beginning Fund Balance	Revenue	Expenditures	Transfers In	Transfers Out	Ending Fund Balance
166831	TRAINING GRANTS FY2016	2019	21,698.48		(12,801.10)			8,897.38
				(2,503.70)	9,218.88	0.00	0.00	
166832	911 EMS DISPATCH COMMUNICATION	2016		(308,018.02)	354,514.44			46,496.42
166832	911 EMS DISPATCH COMMUNICATION	2017	46,496.42	(61,671.72)	15,175.30			(0.00)
				(369,689.74)	369,689.74	0.00	0.00	
166833	DOMESTIC VIOLENCE:STRANGULATIO	2016		(13,000.00)	18,896.22			5,896.22
166833	DOMESTIC VIOLENCE:STRANGULATIO	2017	5,896.22	(33,000.00)	29,507.38			2,403.60
166833	DOMESTIC VIOLENCE:STRANGULATIO	2018	2,403.60	(54,289.00)	46,894.90			(4,990.50)
166833	DOMESTIC VIOLENCE:STRANGULATIO	2019	(4,990.50)	4,000.00	990.50			0.00
				(96,289.00)	96,289.00	0.00	0.00	
166834	KALO PROGRAM	2016		(78,721.79)	88,562.40			9,840.61
166834	KALO PROGRAM	2017	9,840.61	(10,278.21)	437.60			0.00
				(89,000.00)	89,000.00	0.00	0.00	
166837	MPD TRAFFIC SERVICES	2016		(2,509.93)	40,278.48			37,768.55
166837	MPD TRAFFIC SERVICES	2017	37,768.55	(37,768.55)				0.00
				(40,278.48)	40,278.48	0.00	0.00	
166838	MPD TRAFFIC DATA RECORDS	2016		(11,724.31)	209,736.68			198,012.37
166838	MPD TRAFFIC DATA RECORDS	2017	198,012.37	(205,619.75)	7,607.38			0.00
				(217,344.06)	217,344.06	0.00	0.00	
166839	MPD SPEED ENFORCEMENT	2016		(11,831.47)	76,959.37			65,127.90
166839	MPD SPEED ENFORCEMENT	2017	65,127.90	(100,132.65)	35,004.75			0.00
				(111,964.12)	111,964.12	0.00	0.00	
166840	MPD ROADBLOCK PROGRAM	2016		(68,928.00)	206,644.20			137,716.20
166840	MPD ROADBLOCK PROGRAM	2017	137,716.20	(285,492.30)	147,776.10			0.00
				(354,420.30)	354,420.30	0.00	0.00	
166841	DISTRACTED DRIVING ENFORCEMENT	2016		(550.41)	43,866.64			43,316.23
166841	DISTRACTED DRIVING ENFORCEMENT	2017	43,316.23	(46,055.86)	2,739.63			0.00
				(46,606.27)	46,606.27	0.00	0.00	
166842	HAWAII NARCOTICS TASK FORCE	2016		(22,848.00)	22,848.00			0.00
				(22,848.00)	22,848.00	0.00	0.00	
166843	MPD SEAT BELT PROGRAM	2016		(2,758.02)	25,872.25			23,114.23
166843	MPD SEAT BELT PROGRAM	2017	23,114.23	(34,571.55)	11,457.32			(0.00)

County of Maui

Police Grant Revenues & Expenditures Quarterly Report - by Index and Fiscal Year as of 12/31/2018

Index	Index Title	FY	Beginning Fund Balance	Revenue	Expenditures	Transfers In	Transfers Out	Ending Fund Balance
				(37,329.57)	37,329.57	0.00	0.00	
166844	HIGH INTENSITY DRUG TRAFFICKIN	2016		(137,822.84)	152,326.62			14,503.78
166844	HIGH INTENSITY DRUG TRAFFICKIN	2017	14,503.78	(45,372.16)	30,868.38			(0.00)
				(183,195.00)	183,195.00	0.00	0.00	
166845	MPD CHILD RESTRAINT PRG	2016		(3,126.80)	13,348.20			10,221.40
166845	MPD CHILD RESTRAINT PRG	2017	10,221.40	(20,545.26)	10,323.86			0.00
				(23,672.06)	23,672.06	0.00	0.00	
166846	E BYRNE MEMORIAL JAG	2017			78,309.00			78,309.00
166846	E BYRNE MEMORIAL JAG	2018	78,309.00	(78,309.00)				0.00
				(78,309.00)	78,309.00	0.00	0.00	
166847	HAWAII NARCOTICS TASK FORCE	2016			5,232.48			5,232.48
166847	HAWAII NARCOTICS TASK FORCE	2017	5,232.48	(30,216.68)	24,984.20			(0.00)
				(30,216.68)	30,216.68	0.00	0.00	
166848	SW MARIJUANA ERADICATION	2016			11,264.04			11,264.04
166848	SW MARIJUANA ERADICATION	2017	11,264.04	(45,641.88)	34,377.84			0.00
				(45,641.88)	45,641.88	0.00	0.00	
166849	BODY WORN CAMERA IMPL PRJ	2017			101,982.22			101,982.22
166849	BODY WORN CAMERA IMPL PRJ	2018	101,982.22	(146,642.87)	44,660.65			0.00
				(146,642.87)	146,642.87	0.00	0.00	
166855	SEX ASSAULT	2016			504.12			504.12
166855	SEX ASSAULT	2017	504.12	(16,000.00)	30,484.10			14,988.22
166855	SEX ASSAULT	2018	14,988.22	(33,382.00)	22,393.78			4,000.00
166855	SEX ASSAULT	2019	4,000.00	(4,000.00)				0.00
				(53,382.00)	53,382.00	0.00	0.00	
166856	DRUG ENFORCEMENT AGENCY	2016		(72,000.00)	9,054.50			(62,945.50)
166856	DRUG ENFORCEMENT AGENCY	2017	(62,945.50)		62,945.50			0.00
				(72,000.00)	72,000.00	0.00	0.00	
166857	POSITIVE OUTREACH INTERVENTION	2016			10,647.68			10,647.68
166857	POSITIVE OUTREACH INTERVENTION	2017	10,647.68	(68,112.06)	74,615.32			17,150.94
166857	POSITIVE OUTREACH INTERVENTION	2018	17,150.94	(17,150.94)				0.00
				(85,263.00)	85,263.00	0.00	0.00	
166858	PC FORENSIC SCIENCES IMPRV ACT	2017		(7,410.00)	7,410.00			0.00

County of Maui

Grant Revenues & Expenditures Quarterly Report - by Index and Fiscal Year as of 12/31/2018

Police

Index	Index Title	FY	Beginning Fund Balance	Revenue	Expenditures	Transfers In	Transfers Out	Ending Fund Balance
				<u>(7,410.00)</u>	<u>7,410.00</u>	<u>0.00</u>	<u>0.00</u>	
176360	SW JUVENILE JUSTICE INFM/SYSTEM	2016	(15,964.00)		15,964.00			0.00
				<u>0.00</u>	<u>15,964.00</u>	<u>0.00</u>	<u>0.00</u>	
176832	911 EMS DISPATCH COMMUNICATION	2017		(321,314.15)	358,620.34			37,306.19
176832	911 EMS DISPATCH COMMUNICATION	2018	37,306.19	(55,551.68)	18,245.49			0.00
				<u>(376,865.83)</u>	<u>376,865.83</u>	<u>0.00</u>	<u>0.00</u>	
176834	KALO PROGRAM	2017		(79,341.72)	81,473.27			2,131.55
176834	KALO PROGRAM	2018	2,131.55	(9,658.28)	7,526.73			0.00
				<u>(89,000.00)</u>	<u>89,000.00</u>	<u>0.00</u>	<u>0.00</u>	
176837	MPD TRAFFIC SERVICES	2017			34,268.84			34,268.84
176837	MPD TRAFFIC SERVICES	2018	34,268.84	(66,907.22)	33,194.43			556.05
176837	MPD TRAFFIC SERVICES	2019	556.05					556.05
				<u>(66,907.22)</u>	<u>67,463.27</u>	<u>0.00</u>	<u>0.00</u>	
176838	MPD TRAFFIC DATA RECORDS	2017		(750.80)	18,353.13			17,602.33
176838	MPD TRAFFIC DATA RECORDS	2018	17,602.33	(59,591.43)	63,788.44			21,799.34
176838	MPD TRAFFIC DATA RECORDS	2019	21,799.34		(21,799.34)			0.00
				<u>(60,342.23)</u>	<u>60,342.23</u>	<u>0.00</u>	<u>0.00</u>	
176839	MPD SPEED ENFORCEMENT	2017		(30,312.52)	92,626.14			62,313.62
176839	MPD SPEED ENFORCEMENT	2018	62,313.62	(109,603.53)	47,289.91			0.00
				<u>(139,916.05)</u>	<u>139,916.05</u>	<u>0.00</u>	<u>0.00</u>	
176840	MPD ROADBLOCK PROGRAM	2017		(44,608.30)	169,037.87			124,429.57
176840	MPD ROADBLOCK PROGRAM	2018	124,429.57	(208,707.11)	84,577.54			300.00
176840	MPD ROADBLOCK PROGRAM	2019	300.00					300.00
				<u>(253,315.41)</u>	<u>253,615.41</u>	<u>0.00</u>	<u>0.00</u>	
176841	DISTRACTED DRIVING ENFORCEMENT	2017		(3,998.86)	21,601.38			17,602.52
176841	DISTRACTED DRIVING ENFORCEMENT	2018	17,602.52	(24,007.52)	6,405.00			0.00
				<u>(28,006.38)</u>	<u>28,006.38</u>	<u>0.00</u>	<u>0.00</u>	
176842	HAWAII NARCOTICS TASK FORCE	2017			8,938.72			8,938.72
176842	HAWAII NARCOTICS TASK FORCE	2018	8,938.72	(23,897.00)	13,627.76			(1,330.52)
176842	HAWAII NARCOTICS TASK FORCE	2019	(1,330.52)		1,330.52			0.00
				<u>(23,897.00)</u>	<u>23,897.00</u>	<u>0.00</u>	<u>0.00</u>	
176843	MPD SEAT BELT PROGRAM	2017		(2,359.38)	31,914.32			29,554.94

County of Maui

Grant Revenues & Expenditures Quarterly Report - by Index and Fiscal Year as of 12/31/2018

Police

Index	Index Title	FY	Beginning Fund Balance	Revenue	Expenditures	Transfers In	Transfers Out	Ending Fund Balance
176843	MPD SEAT BELT PROGRAM	2018	29,554.94	(32,279.98)	2,725.04			0.00
				<u>(34,639.36)</u>	<u>34,639.36</u>	<u>0.00</u>	<u>0.00</u>	
176844	HIGH INTENSITY DRUG TRAFFICKIN	2017		(80,219.94)	112,520.37			32,300.43
176844	HIGH INTENSITY DRUG TRAFFICKIN	2018	32,300.43	(81,209.71)	48,909.28			(0.00)
				<u>(161,429.65)</u>	<u>161,429.65</u>	<u>0.00</u>	<u>0.00</u>	
176845	MPD CHILD RESTRAINT PRG	2017		(809.60)	15,584.53			14,774.93
176845	MPD CHILD RESTRAINT PRG	2018	14,774.93	(23,010.55)	8,110.64			(124.98)
176845	MPD CHILD RESTRAINT PRG	2019	(124.98)		124.98			0.00
				<u>(23,820.15)</u>	<u>23,820.15</u>	<u>0.00</u>	<u>0.00</u>	
176846	STATE E911 WIRELESS COMMISSION	2017		(737,601.42)	1,228,691.56			491,090.14
176846	STATE E911 WIRELESS COMMISSION	2018	491,090.14	(485,190.98)	(5,899.16)			0.00
				<u>(1,222,792.40)</u>	<u>1,222,792.40</u>	<u>0.00</u>	<u>0.00</u>	
176848	SW MARIJUANA ERADICATION	2017			1,079.61			1,079.61
176848	SW MARIJUANA ERADICATION	2018	1,079.61	(35,501.00)	34,401.91			(19.48)
176848	SW MARIJUANA ERADICATION	2019	(19.48)		19.48			0.00
				<u>(35,501.00)</u>	<u>35,501.00</u>	<u>0.00</u>	<u>0.00</u>	
176852	PROHIBIT TOBACCO SALES TO M	2017		(5,654.48)	5,654.48			0.00
				<u>(5,654.48)</u>	<u>5,654.48</u>	<u>0.00</u>	<u>0.00</u>	
176854	FY16 JAG PROGRAM	2018			2,526.37			2,526.37
176854	FY16 JAG PROGRAM	2019	2,526.37		4,047.64			6,574.01
				<u>0.00</u>	<u>6,574.01</u>	<u>0.00</u>	<u>0.00</u>	
176856	DRUG ENFORCEMENT AGENCY	2017		(45,000.00)				(45,000.00)
176856	DRUG ENFORCEMENT AGENCY	2018	(45,000.00)		45,000.00			0.00
				<u>(45,000.00)</u>	<u>45,000.00</u>	<u>0.00</u>	<u>0.00</u>	
176857	POSITIVE OUTREACH INTERVENTION	2017			1,218.20			1,218.20
176857	POSITIVE OUTREACH INTERVENTION	2018	1,218.20	(71,004.12)	84,044.80			14,258.88
176857	POSITIVE OUTREACH INTERVENTION	2019	13,345.34	(14,258.88)				(913.54)
				<u>(85,263.00)</u>	<u>85,263.00</u>	<u>0.00</u>	<u>0.00</u>	
186436	DOMESTIC VIOLNC VCTMLSS 02WF17	2016	(20,358.79)		20,358.79			0.00
				<u>0.00</u>	<u>20,358.79</u>	<u>0.00</u>	<u>0.00</u>	
186832	911 EMS DISPATCH COMMUNICATION	2018		(372,739.30)	370,635.04			(2,104.26)
186832	911 EMS DISPATCH COMMUNICATION	2019	(2,104.26)	(4,126.53)	6,230.79			0.00

County of Maui

Grant Revenues & Expenditures Quarterly Report - by Index and Fiscal Year as of 12/31/2018

Police

Index	Index Title	FY	Beginning Fund Balance	Revenue	Expenditures	Transfers In	Transfers Out	Ending Fund Balance
				<u>(376,865.83)</u>	<u>376,865.83</u>	<u>0.00</u>	<u>0.00</u>	
186833	DOM VIOLENCE:STALKING/HOMICIDE	2018		(19,000.00)	21,254.55			2,254.55
186833	DOM VIOLENCE:STALKING/HOMICIDE	2019	2,254.55	(11,000.00)	29,439.13			20,693.68
				<u>(30,000.00)</u>	<u>50,693.68</u>	<u>0.00</u>	<u>0.00</u>	
186834	KALO PROGRAM	2018		(59,520.43)	75,872.23			16,351.80
186834	KALO PROGRAM	2019	16,351.80	(17,005.59)	3,461.55			2,807.76
				<u>(76,526.02)</u>	<u>79,333.78</u>	<u>0.00</u>	<u>0.00</u>	
186835	HO'OHULI PROGRAM	2018		(63,571.01)	51,788.35			(11,782.66)
186835	HO'OHULI PROGRAM	2019	(11,782.66)					(11,782.66)
				<u>(63,571.01)</u>	<u>51,788.35</u>	<u>0.00</u>	<u>0.00</u>	
186836	MPD SPEED EQUIPMENT	2018			12,448.80			12,448.80
186836	MPD SPEED EQUIPMENT	2019			21,389.00			21,389.00
				<u>0.00</u>	<u>33,837.80</u>	<u>0.00</u>	<u>0.00</u>	
186837	MPD TRAFFIC SERVICES	2018		(6,494.81)	49,851.70			43,356.89
186837	MPD TRAFFIC SERVICES	2019	43,056.99	(39,889.29)	17,196.54			20,364.24
				<u>(46,384.10)</u>	<u>67,048.24</u>	<u>0.00</u>	<u>0.00</u>	
186838	MPD TRAFFIC DATA RECORDS	2018		(29,195.20)	32,507.66			3,312.46
186838	MPD TRAFFIC DATA RECORDS	2019	3,312.46	(1,408.66)	48,913.24			50,817.04
				<u>(30,603.86)</u>	<u>81,420.90</u>	<u>0.00</u>	<u>0.00</u>	
186839	MPD SPEED ENFORCEMENT	2018		(34,931.50)	96,441.75			61,510.25
186839	MPD SPEED ENFORCEMENT	2019	33,704.65	(61,510.25)	79,038.47			51,232.87
				<u>(96,441.75)</u>	<u>175,480.22</u>	<u>0.00</u>	<u>0.00</u>	
186841	DISTRACTED DRIVING ENFORCEMENT	2018		(6,986.56)	57,644.50			50,657.94
186841	DISTRACTED DRIVING ENFORCEMENT	2019	23,127.85	(50,657.94)	8,640.30			(18,889.79)
				<u>(57,644.50)</u>	<u>66,284.80</u>	<u>0.00</u>	<u>0.00</u>	
186842	MPD ROADBLOCK PROGRAM	2018		(48,270.97)	190,639.73			142,368.76
186842	MPD ROADBLOCK PROGRAM	2019	57,959.96	(139,215.15)	117,885.75			36,630.56
				<u>(187,486.12)</u>	<u>308,525.48</u>	<u>0.00</u>	<u>0.00</u>	
186843	MPD SEAT BELT PROGRAM	2018		(8,822.25)	52,146.92			43,324.67
186843	MPD SEAT BELT PROGRAM	2019	24,845.20	(43,324.67)	17,134.83			(1,344.64)
				<u>(52,146.92)</u>	<u>69,281.75</u>	<u>0.00</u>	<u>0.00</u>	
186844	HIGH INTENSITY DRUG TRAFFIC'G	2018		(32,339.74)	82,907.97			50,568.23

County of Maui

Police		Grant Revenues & Expenditures Quarterly Report - by Index and Fiscal Year as of 12/31/2018						
Index	Index Title	FY	Beginning Fund Balance	Revenue	Expenditures	Transfers In	Transfers Out	Ending Fund Balance
186844	HIGH INTENSITY DRUG TRAFFIC'G	2019	50,568.23	(97,458.76)	60,682.57			13,792.04
				<u>(129,798.50)</u>	<u>143,590.54</u>	<u>0.00</u>	<u>0.00</u>	
186845	MPD CHILD RESTRAINT PRG	2018		(1,264.32)	15,558.86			14,294.54
186845	MPD CHILD RESTRAINT PRG	2019	13,361.36	(14,216.48)	8,884.95			8,029.83
				<u>(15,480.80)</u>	<u>24,443.81</u>	<u>0.00</u>	<u>0.00</u>	
186846	STATE E911 WIRELESS COMMISSION	2018		(1,013,762.88)	1,202,400.16			188,637.28
186846	STATE E911 WIRELESS COMMISSION	2019	188,637.28	(214,044.68)	337,908.15			312,500.75
				<u>(1,227,807.56)</u>	<u>1,540,308.31</u>	<u>0.00</u>	<u>0.00</u>	
186848	SW MULTI JURISDICTIONAL DRUG	2018			1,993.84			1,993.84
186848	SW MULTI JURISDICTIONAL DRUG	2019	1,993.84	(10,000.00)	33,474.30			25,468.14
				<u>(10,000.00)</u>	<u>35,468.14</u>	<u>0.00</u>	<u>0.00</u>	
186857	POSITIVE OUTREACH INTERVENTION	2018			9,400.98			9,400.98
186857	POSITIVE OUTREACH INTERVENTION	2019	898.70	(32,598.24)	28,910.42			(2,789.12)
				<u>(32,598.24)</u>	<u>38,311.40</u>	<u>0.00</u>	<u>0.00</u>	
196355	MPD CHILD RESTRANT PRG FY09	2016	95.00		(95.00)			0.00
				<u>0.00</u>	<u>(95.00)</u>	<u>0.00</u>	<u>0.00</u>	
196362	STATE FORFEITURE	2016	(888.08)					(888.08)
196362	STATE FORFEITURE	2017	(888.08)					(888.08)
196362	STATE FORFEITURE	2018	(888.08)					(888.08)
196362	STATE FORFEITURE	2019	(888.08)					(888.08)
				<u>0.00</u>	<u>0.00</u>	<u>0.00</u>	<u>0.00</u>	
196364	FED. TRY POLICE FORFEITURES	2016	(525.03)					(525.03)
196364	FED. TRY POLICE FORFEITURES	2017	(525.03)					(525.03)
196364	FED. TRY POLICE FORFEITURES	2018	(525.03)	525.03				0.00
				<u>525.03</u>	<u>0.00</u>	<u>0.00</u>	<u>0.00</u>	
196365	FEDERAL JUSTICE FORFEITURE	2016	(23,835.08)	5,257.15	(469.54)			(19,047.47)
196365	FEDERAL JUSTICE FORFEITURE	2017	(19,047.47)	(282,236.67)	238,866.60			(62,417.54)
196365	FEDERAL JUSTICE FORFEITURE	2018	(62,417.54)	(132,957.36)	123,657.65			(71,717.25)
196365	FEDERAL JUSTICE FORFEITURE	2019	(71,717.25)		55,801.00			(15,916.25)
				<u>(409,936.88)</u>	<u>417,855.71</u>	<u>0.00</u>	<u>0.00</u>	
196832	911 EMS DISPATCH COMMUNICATION	2019		(157,288.22)	221,009.64			63,721.42
				<u>(157,288.22)</u>	<u>221,009.64</u>	<u>0.00</u>	<u>0.00</u>	

County of Maui

Grant Revenues & Expenditures Quarterly Report - by Index and Fiscal Year as of 12/31/2018

Police

<u>Index</u>	<u>Index Title</u>	<u>FY</u>	<u>Beginning Fund Balance</u>	<u>Revenue</u>	<u>Expenditures</u>	<u>Transfers In</u>	<u>Transfers Out</u>	<u>Ending Fund Balance</u>
196833	VIOLENCE AGAINST WOMEN Grant	2019		0.00	15,540.87	0.00	0.00	15,540.87
196834	KALO PROGRAM	2019		(22,780.28)	33,707.66	0.00	0.00	10,927.38
196837	MPD TRAFFIC SERVICES	2019		0.00	3,740.00	0.00	0.00	3,740.00
196838	MPD TRAFFIC DATA RECORDS	2019		0.00	34,271.94	0.00	0.00	34,271.94
196843	MPD SEATBELT ENFORCEMENT	2019		0.00	40.00	0.00	0.00	40.00
196844	HIGH INTENSITY DRUG TRAFFIC'G	2019		0.00	600.00	0.00	0.00	600.00
196845	MAUI CHILD RESTRAINT PRG	2019		0.00	1,061.00	0.00	0.00	1,061.00
196846	STATE E911 WIRELESS COMMISSION	2019		(704,546.19)	1,009,955.83	0.00	0.00	305,409.64
196901	SW NARCOTICS TASK FORCE 98DB6	2016	(509.30)	0.00	509.30	0.00	0.00	0.00
196905	WAILEA SPEED ENFORCEMENT	2016	(3,995.64)	0.00	3,995.64	0.00	0.00	0.00
	Grand Total			(10,728,156.17)	11,214,906.53	0.00	0.00	

County of Maui

Fire and Public Safety

Grant Revenues & Expenditures Quarterly Report - by Index and Fiscal Year as of 12/31/2018

Index	Index Title	FY	Beginning Fund Balance	Revenue	Expenditures	Transfers In	Transfers Out	Ending Fund Balance
106033	VOLUNTEER FIRE ASSTNCE DLNR10	2016	(180.05)					(180.05)
106033	VOLUNTEER FIRE ASSTNCE DLNR10	2017	(180.05)		180.05			0.00
				<u>0.00</u>	<u>180.05</u>	<u>0.00</u>	<u>0.00</u>	
106047	EMS (FIRE)TRAINING (PVT)IAAI	2016	(1,275.81)					(1,275.81)
106047	EMS (FIRE)TRAINING (PVT)IAAI	2017	(1,275.81)		1,288.15			12.34
106047	EMS (FIRE)TRAINING (PVT)IAAI	2018	12.34		(12.34)			0.00
				<u>0.00</u>	<u>1,275.81</u>	<u>0.00</u>	<u>0.00</u>	
106049	FIRE/LEPC (DOH) HMEP	2016	(39,675.65)	(13,522.72)	12,389.68			(40,808.69)
106049	FIRE/LEPC (DOH) HMEP	2017	(40,808.69)	(13,610.32)	7,797.36			(46,621.65)
106049	FIRE/LEPC (DOH) HMEP	2018	(46,621.65)	(12,817.73)	9,903.74			(49,535.64)
106049	FIRE/LEPC (DOH) HMEP	2019	(49,535.64)	(10,095.35)	8,375.03			(51,255.96)
				<u>(50,046.12)</u>	<u>38,465.81</u>	<u>0.00</u>	<u>0.00</u>	
116033	VOLUNTEER FIRE ASSTNCE DLNR11	2016	(1,432.15)					(1,432.15)
116033	VOLUNTEER FIRE ASSTNCE DLNR11	2017	(1,432.15)		1,432.15			0.00
				<u>0.00</u>	<u>1,432.15</u>	<u>0.00</u>	<u>0.00</u>	
116046	MFD EQUIPMENT PURCHASE EMO1-04	2016	(163.16)					(163.16)
116046	MFD EQUIPMENT PURCHASE EMO1-04	2017	(163.16)		163.16			0.00
				<u>0.00</u>	<u>163.16</u>	<u>0.00</u>	<u>0.00</u>	
116047	PRIVATE DONATIONS-FIRE DEPT	2016	(20,200.48)					(20,200.48)
116047	PRIVATE DONATIONS-FIRE DEPT	2017	(20,200.48)	14,800.00				(5,400.48)
116047	PRIVATE DONATIONS-FIRE DEPT	2018	(5,400.48)					(5,400.48)
116047	PRIVATE DONATIONS-FIRE DEPT	2019	(5,400.48)					(5,400.48)
				<u>14,800.00</u>	<u>0.00</u>	<u>0.00</u>	<u>0.00</u>	
116090	HAZARDOUS MATRLS(HMEP) GRNT11	2016	2,831.60					2,831.60
116090	HAZARDOUS MATRLS(HMEP) GRNT11	2017	2,831.60		(2,831.60)			0.00
				<u>0.00</u>	<u>(2,831.60)</u>	<u>0.00</u>	<u>0.00</u>	
136046	MFD EQUIPMNT PURCHASE/CPS PRGR	2016	76.94					76.94
136046	MFD EQUIPMNT PURCHASE/CPS PRGR	2017	76.94		(76.94)			0.00
				<u>0.00</u>	<u>(76.94)</u>	<u>0.00</u>	<u>0.00</u>	
146049	WELLNESS/FITNESS FIRE ACT GRNT	2016	3,000.00					3,000.00
146049	WELLNESS/FITNESS FIRE ACT GRNT	2017	3,000.00		(3,000.00)			0.00
				<u>0.00</u>	<u>(3,000.00)</u>	<u>0.00</u>	<u>0.00</u>	

County of Maui

Fire and Public Safety

Grant Revenues & Expenditures Quarterly Report - by Index and Fiscal Year as of 12/31/2018

<u>Index</u>	<u>Index Title</u>	<u>FY</u>	<u>Beginning Fund Balance</u>	<u>Revenue</u>	<u>Expenditures</u>	<u>Transfers In</u>	<u>Transfers Out</u>	<u>Ending Fund Balance</u>
146102	VOL FIRE ASSISTANCE GRANT FY14	2016	50,000.00	(50,000.00)				0.00
				<u>(50,000.00)</u>	<u>0.00</u>	<u>0.00</u>	<u>0.00</u>	
146105	MONSANTO GRANT FY14	2016	14,800.00					14,800.00
146105	MONSANTO GRANT FY14	2017	14,800.00	(14,800.00)				0.00
				<u>(14,800.00)</u>	<u>0.00</u>	<u>0.00</u>	<u>0.00</u>	
156055	FIRE SAFETY HSE-EMW2003FP01732	2016	(3,452.10)					(3,452.10)
156055	FIRE SAFETY HSE-EMW2003FP01732	2017	(3,452.10)		3,452.10			0.00
				<u>0.00</u>	<u>3,452.10</u>	<u>0.00</u>	<u>0.00</u>	
156103	VOL FIRE ASSISTANCE GRANT FY15	2016			18,750.00			18,750.00
156103	VOL FIRE ASSISTANCE GRANT FY15	2017	18,750.00	(18,750.00)				0.00
				<u>(18,750.00)</u>	<u>18,750.00</u>	<u>0.00</u>	<u>0.00</u>	
156106	MFD HYDRAFUSION STRUTS	2016	27,923.46					27,923.46
156106	MFD HYDRAFUSION STRUTS	2017	27,923.46	(27,923.46)				0.00
				<u>(27,923.46)</u>	<u>0.00</u>	<u>0.00</u>	<u>0.00</u>	
166057	FIRE INOPERABILITY GRT FE15141	2016	(95.66)					(95.66)
166057	FIRE INOPERABILITY GRT FE15141	2017	(95.66)		95.66			0.00
				<u>0.00</u>	<u>95.66</u>	<u>0.00</u>	<u>0.00</u>	
166732	OLOWALU FIRE BRK COMP WUI	2016			18,850.00			18,850.00
166732	OLOWALU FIRE BRK COMP WUI	2017	18,850.00	(20,822.50)	1,972.50			0.00
				<u>(20,822.50)</u>	<u>20,822.50</u>	<u>0.00</u>	<u>0.00</u>	
176112	FIREMAN'S FUND INSURANCE CO	2016	(166.97)					(166.97)
176112	FIREMAN'S FUND INSURANCE CO	2017	(166.97)					(166.97)
176112	FIREMAN'S FUND INSURANCE CO	2018	(166.97)		166.97			0.00
				<u>0.00</u>	<u>166.97</u>	<u>0.00</u>	<u>0.00</u>	
176733	FY15 ASSISTANCE TO FIR GRANTS	2018		(527,046.00)	527,046.00			0.00
176733	FY15 ASSISTANCE TO FIR GRANTS	2019	(.01)					(0.01)
				<u>(527,046.00)</u>	<u>527,046.00</u>	<u>0.00</u>	<u>0.00</u>	
176820	MAKENA LIFEGUARD SERVICES	2017		(454,851.75)	588,358.67			133,506.92
176820	MAKENA LIFEGUARD SERVICES	2018	133,506.92	(151,617.25)	18,110.33			0.00
				<u>(606,469.00)</u>	<u>606,469.00</u>	<u>0.00</u>	<u>0.00</u>	
186033	USDA RURAL 1ST RESPNDR LANAI	2016	(9,083.35)					(9,083.35)
186033	USDA RURAL 1ST RESPNDR LANAI	2017	(9,083.35)					(9,083.35)

County of Maui

Fire and Public Safety

Grant Revenues & Expenditures Quarterly Report - by Index and Fiscal Year as of 12/31/2018

Index	Index Title	FY	Beginning Fund Balance	Revenue	Expenditures	Transfers In	Transfers Out	Ending Fund Balance
186033	USDA RURAL 1ST RESPNDR LANAI	2018	(9,083.35)		9,083.35			0.00
186033	USDA RURAL 1ST RESPNDR LANAI	2019	(2,843.36)					(2,843.36)
				<u>0.00</u>	<u>9,083.35</u>	<u>0.00</u>	<u>0.00</u>	
186034	USDA RURAL 1ST RESPNDR MOLOKAI	2016	(3,548.03)					(3,548.03)
186034	USDA RURAL 1ST RESPNDR MOLOKAI	2017	(3,548.03)					(3,548.03)
186034	USDA RURAL 1ST RESPNDR MOLOKAI	2018	(3,548.03)		3,548.03			0.00
186034	USDA RURAL 1ST RESPNDR MOLOKAI	2019	(3,548.03)					(3,548.03)
				<u>0.00</u>	<u>3,548.03</u>	<u>0.00</u>	<u>0.00</u>	
186732	MFD EXTRICATION TOOLS	2019			17,344.08			17,344.08
				<u>0.00</u>	<u>17,344.08</u>	<u>0.00</u>	<u>0.00</u>	
186820	MAKENA LIFEGUARD SERVICES	2018		(1,056,058.64)	1,056,058.64			0.00
				<u>(1,056,058.64)</u>	<u>1,056,058.64</u>	<u>0.00</u>	<u>0.00</u>	
186826	FIRE NDRI Grant	2019		(20,000.00)	19,481.74			(518.26)
				<u>(20,000.00)</u>	<u>19,481.74</u>	<u>0.00</u>	<u>0.00</u>	
196050	FIRE TRAINING GRANT (CHEVRON)	2016	(1,540.00)					(1,540.00)
196050	FIRE TRAINING GRANT (CHEVRON)	2017	(1,540.00)	(1,500.00)	3,547.97			507.97
196050	FIRE TRAINING GRANT (CHEVRON)	2018	507.97		(507.97)			0.00
				<u>(1,500.00)</u>	<u>3,040.00</u>	<u>0.00</u>	<u>0.00</u>	
196051	FIREFIGHTERS CHARTABLE FNDATN	2016	(550.00)					(550.00)
196051	FIREFIGHTERS CHARTABLE FNDATN	2017	(550.00)					(550.00)
196051	FIREFIGHTERS CHARTABLE FNDATN	2018	(550.00)		550.00			0.00
				<u>0.00</u>	<u>550.00</u>	<u>0.00</u>	<u>0.00</u>	
196055	FEMA FIRE TRAINING FUNDS	2016	9,187.20	(3,081.76)	3,081.76			9,187.20
196055	FEMA FIRE TRAINING FUNDS	2017	9,187.20	(4,041.00)	3,746.00			8,892.20
196055	FEMA FIRE TRAINING FUNDS	2018	8,892.20		1,476.61			10,368.81
196055	FEMA FIRE TRAINING FUNDS	2019	10,368.81		(782.81)			9,586.00
				<u>(7,122.76)</u>	<u>7,521.56</u>	<u>0.00</u>	<u>0.00</u>	
196820	MAKENA LIFEGUARD SERVICES	2019			308,938.87			308,938.87
				<u>0.00</u>	<u>308,938.87</u>	<u>0.00</u>	<u>0.00</u>	
Grand Total				(2,385,738.48)	2,637,976.94	0.00	0.00	

County of Maui

Emergency Management Agency Grant Revenues & Expenditures Quarterly Report - by Index and Fiscal Year as of 12/31/2018

<u>Index</u>	<u>Index Title</u>	<u>FY</u>	<u>Beginning Fund Balance</u>	<u>Revenue</u>	<u>Expenditures</u>	<u>Transfers In</u>	<u>Transfers Out</u>	<u>Ending Fund Balance</u>
106056	INTROPRBL EMERGENCY COMM GRNT	2016	835.79	(7,792.46)	6,956.67			0.00
				<u>(7,792.46)</u>	<u>6,956.67</u>	<u>0.00</u>	<u>0.00</u>	
116053	FFY10 ST HOMELAND SECURITY PRG	2016	(520.55)		520.55			0.00
				<u>0.00</u>	<u>520.55</u>	<u>0.00</u>	<u>0.00</u>	
136052	FFY12 COM'TY OUTREACH / CCP	2016	2,119.43	(2,982.08)	862.65			0.00
				<u>(2,982.08)</u>	<u>862.65</u>	<u>0.00</u>	<u>0.00</u>	
136053	FFY12 ST HOMELAND SECURITY GRT	2016	(175.65)		175.65			0.00
				<u>0.00</u>	<u>175.65</u>	<u>0.00</u>	<u>0.00</u>	
146200	EMERGENCY MGT PERFORMANCE GRT	2016	45,328.04	(114,620.50)	69,292.46			0.00
				<u>(114,620.50)</u>	<u>69,292.46</u>	<u>0.00</u>	<u>0.00</u>	
146201	FFY13 ST HOMELAND SECURITY	2016	21,321.47	(214,076.31)	192,754.84			0.00
				<u>(214,076.31)</u>	<u>192,754.84</u>	<u>0.00</u>	<u>0.00</u>	
146202	FFY13 SHSG COM'TY&CITIZEN PREP	2016	3,540.80	(9,221.96)	5,681.16			0.00
				<u>(9,221.96)</u>	<u>5,681.16</u>	<u>0.00</u>	<u>0.00</u>	
156201	ST HOMELAND SECURITY	2016		(116,085.65)	245,950.09			129,864.44
156201	ST HOMELAND SECURITY	2017	129,864.44	(404,508.01)	274,643.57			0.00
				<u>(520,593.66)</u>	<u>520,593.66</u>	<u>0.00</u>	<u>0.00</u>	
156203	CITIZENS CORPS PRG	2016		(14,204.62)	24,111.64			9,907.02
156203	CITIZENS CORPS PRG	2017	9,907.02	(9,907.02)				0.00
				<u>(24,111.64)</u>	<u>24,111.64</u>	<u>0.00</u>	<u>0.00</u>	
156205	EMERGENCY MGT PERFORMANCE GRT	2016	13,500.00	(100,000.00)	86,500.00			(0.00)
				<u>(100,000.00)</u>	<u>86,500.00</u>	<u>0.00</u>	<u>0.00</u>	
166701	EMERGENCY MGT PERFORMANCE GRT	2016			100,000.00			100,000.00
166701	EMERGENCY MGT PERFORMANCE GRT	2017	100,000.00	(100,000.00)				0.00
				<u>(100,000.00)</u>	<u>100,000.00</u>	<u>0.00</u>	<u>0.00</u>	
166702	ST HOMELAND SECURITY	2016		(66,511.16)	134,814.61			68,303.45
166702	ST HOMELAND SECURITY	2017	68,303.45	(234,128.62)	492,441.85			326,616.68
166702	ST HOMELAND SECURITY	2018	326,616.68	(419,622.61)	101,029.93			8,024.00
166702	ST HOMELAND SECURITY	2019	8,024.00	(10,823.21)	3,204.16			404.95
				<u>(731,085.60)</u>	<u>731,490.55</u>	<u>0.00</u>	<u>0.00</u>	
176701	EMERGENCY MGT PERFORMANCE GRT	2017			99,981.24			99,981.24
176701	EMERGENCY MGT PERFORMANCE GRT	2018	99,981.24	(100,000.00)	18.76			0.00

County of Maui

Emergency Management Agency

Grant Revenues & Expenditures Quarterly Report - by Index and Fiscal Year as of 12/31/2018

Index	Index Title	FY	Beginning Fund Balance	Revenue	Expenditures	Transfers In	Transfers Out	Ending Fund Balance
				(100,000.00)	100,000.00	0.00	0.00	
176702	ST HOMELAND SECURITY	2017			19,308.26			19,308.26
176702	ST HOMELAND SECURITY	2018	19,308.26	(45,515.96)	232,753.88			206,546.18
176702	ST HOMELAND SECURITY	2019	206,546.18	(241,788.54)	100,789.79			65,547.43
				(287,304.50)	352,851.93	0.00	0.00	
186701	EMERGENCY MGT PERFORMANCE GRT	2018			92,356.24			92,356.24
186701	EMERGENCY MGT PERFORMANCE GRT	2019	92,356.24	(68,036.36)	(6,630.06)			17,689.82
				(68,036.36)	85,726.18	0.00	0.00	
186702	ST HOMELAND SECURITY	2018			58,809.21			58,809.21
186702	ST HOMELAND SECURITY	2019	58,809.21	(141,169.79)	153,545.19			71,184.61
				(141,169.79)	212,354.40	0.00	0.00	
	Grand Total			(2,420,994.86)	2,489,872.34	0.00	0.00	

County of Maui

Housing and Human Concerns

Grant Revenues & Expenditures Quarterly Report - by Index and Fiscal Year as of 12/31/2018

Index	Index Title	FY	Beginning Fund Balance	Revenue	Expenditures	Transfers In	Transfers Out	Ending Fund Balance
106604	AGING/DISABLT Y RSC CTR ST/HI	2016	46,647.96		(46,647.96)			(0.00)
				0.00	(46,647.96)	0.00	0.00	
106607	HAWAII COMM LIVING 2010.11N	2016	(1,301.48)		1,301.48			0.00
				0.00	1,301.48	0.00	0.00	
106737	SENIOR CENTER ACTIVITIES 99/00	2016	(6,000.00)					(6,000.00)
106737	SENIOR CENTER ACTIVITIES 99/00	2017	(6,000.00)	6,000.00				0.00
				6,000.00	0.00	0.00	0.00	
116570	HOME- 1ST TIME HMEBYRS-PROJ IN	2016		(21,161.09)	21,161.09			0.00
				(21,161.09)	21,161.09	0.00	0.00	
116601	HOSPITAL DISCHARGE PLNG GRNT	2016	12,145.28		(12,145.28)			0.00
				0.00	(12,145.28)	0.00	0.00	
116602	AGING/DSABLT Y RSRC CTR 2010N	2016	(11,474.00)		10,843.80			(630.20)
116602	AGING/DSABLT Y RSRC CTR 2010N	2017	(630.20)		630.20			0.00
				0.00	11,474.00	0.00	0.00	
116608	ARRA09 HEALTHY AGING PARTNRSH	2016	(510.55)					(510.55)
116608	ARRA09 HEALTHY AGING PARTNRSH	2017	(510.55)		510.55			0.00
				0.00	510.55	0.00	0.00	
116613	AGING TIII DHHS FY11 MA201103	2016	27,222.65		(27,222.65)			0.00
				0.00	(27,222.65)	0.00	0.00	
116614	ELDER ABUSE RELATED SVCS FY11	2016	(3,663.89)					(3,663.89)
116614	ELDER ABUSE RELATED SVCS FY11	2017	(3,663.89)		3,663.89			0.00
				0.00	3,663.89	0.00	0.00	
116647	EOA/DOH MA.KC.FB10-11.A FY11	2016	(6,458.74)		3,120.00			(3,338.74)
116647	EOA/DOH MA.KC.FB10-11.A FY11	2017	(3,338.74)		3,338.74			0.00
				0.00	6,458.74	0.00	0.00	
116718	HOME FFY10 ADMINISTRATION	2016	30,713.64	(38,816.67)	8,103.03			0.00
				(38,816.67)	8,103.03	0.00	0.00	
116738	MSC LEISURE FY2011	2016	(39.69)		39.69			0.00
				0.00	39.69	0.00	0.00	
116752	I&A OUTREACH AGING 00/01	2016	(597.02)					(597.02)
116752	I&A OUTREACH AGING 00/01	2017	(597.02)		597.02			0.00
				0.00	597.02	0.00	0.00	

County of Maui

Housing and Human Concerns

Grant Revenues & Expenditures Quarterly Report - by Index and Fiscal Year as of 12/31/2018

Index	Index Title	FY	Beginning Fund Balance	Revenue	Expenditures	Transfers In	Transfers Out	Ending Fund Balance
126601	HOSPITAL DISCHARGE PLNG GRNT	2016	9,980.80		(9,980.80)			0.00
				0.00	(9,980.80)	0.00	0.00	
126602	AGING/DSABLTY RSRC CTR 2010N	2016	(4,472.07)		4,472.07			0.00
				0.00	4,472.07	0.00	0.00	
126605	RSVP 2002 DVSA 61523 P74-4101	2016	1,730.00					1,730.00
126605	RSVP 2002 DVSA 61523 P74-4101	2017	1,730.00		(1,730.00)			0.00
				0.00	(1,730.00)	0.00	0.00	
126609	ARRA09 HEALTHY AGING PARTNRSH	2016	(2,259.82)					(2,259.82)
126609	ARRA09 HEALTHY AGING PARTNRSH	2017	(2,259.82)		2,259.82			0.00
				0.00	2,259.82	0.00	0.00	
126613	AGING TIII DHHS FY12	2016	(550.38)		64.03			(486.35)
126613	AGING TIII DHHS FY12	2017	(486.35)		486.35			0.00
				0.00	550.38	0.00	0.00	
126647	AGING EOA/DOH KUPUNA CARE FY12	2016	92,424.49					92,424.49
126647	AGING EOA/DOH KUPUNA CARE FY12	2017	92,424.49	(92,424.49)				0.00
				(92,424.49)	0.00	0.00	0.00	
126735	HOME FFY11 ADMINISTRATION	2016	19,165.43	(19,983.90)	818.47			(0.00)
				(19,983.90)	818.47	0.00	0.00	
126738	MSC LEISURE FY2012	2016	(50,508.95)		19,886.24			(30,622.71)
126738	MSC LEISURE FY2012	2017	(30,622.71)		6,806.43			(23,816.28)
126738	MSC LEISURE FY2012	2018	(23,816.28)		23,816.28			0.00
				0.00	50,508.95	0.00	0.00	
136402	HEALTHY AGING PARTNERSHIP	2016	35,074.14	(36,315.00)	1,240.86			0.00
				(36,315.00)	1,240.86	0.00	0.00	
136613	AGING TITLE III PROGRAMS	2016	(1,806.55)		1,147.87			(658.68)
136613	AGING TITLE III PROGRAMS	2017	(658.68)		658.68			0.00
				0.00	1,806.55	0.00	0.00	
136615	ELDER ABUSE PREVENTION SFY13	2016	64.03		(64.03)			0.00
				0.00	(64.03)	0.00	0.00	
136616	ELDER ABUSE PREVENTION SFY12	2016	11,777.65		(11,777.65)			0.00
				0.00	(11,777.65)	0.00	0.00	
136647	KUPUNA CARE PROGRAM	2016	(29,556.75)		18,356.90		10,996.66	(203.19)

County of Maui

Housing and Human Concerns

Grant Revenues & Expenditures Quarterly Report - by Index and Fiscal Year as of 12/31/2018

Index	Index Title	FY	Beginning Fund Balance	Revenue	Expenditures	Transfers In	Transfers Out	Ending Fund Balance
136647	KUPUNA CARE PROGRAM	2017	(203.19)	0.00	203.19	0.00	10,996.66	0.00
136649	AGING & DISABILITY RESOURCE	2016	(2,153.20)	0.00	2,153.20	0.00	0.00	0.00
136712	CONGREGATE MEALS TITLE III	2016	18,868.71	0.00	(18,868.71)	0.00	0.00	0.00
136732	CONGREGATE MLS PVT DONATION	2016	(2.98)	0.00	2.98	0.00	0.00	0.00
136738	LEISURE ACTIVITIES FY13	2016	(3,531.68)					(3,531.68)
136738	LEISURE ACTIVITIES FY13	2017	(3,531.68)	0.00	3,531.68	0.00	0.00	0.00
136805	CHILDCARE DEVELOPMENT	2016	48,273.00					48,273.00
136805	CHILDCARE DEVELOPMENT	2017	48,273.00	0.00	(48,273.00)	0.00	0.00	0.00
146401	KUPUNA CARE PROGRAM SF14	2016	38,664.18	(39,752.00)	(18,179.33)		19,267.15	0.00
				(39,752.00)	(18,179.33)	0.00	19,267.15	
146402	ELDER ABUSE PREVENTION SF14	2016	(.93)	0.00	.93	0.00	0.00	0.00
146405	LEISURE ACTIVITIES FY14	2016	(51,203.09)					(51,203.09)
146405	LEISURE ACTIVITIES FY14	2017	(51,203.09)					(51,203.09)
146405	LEISURE ACTIVITIES FY14	2018	(51,203.09)	0.00	51,203.09	0.00	0.00	0.00
146420	CONGREGATE MEALS NSIP FY14	2016	(547.00)	0.00	1,010.00	(463.00)		0.00
				0.00	1,010.00	(463.00)	0.00	
146424	HOME DELIVERED MEALS NSIP FY14	2016	(4.26)	0.00	4.26	0.00	0.00	0.00
146427	AGING TITLE III PROGRAMS	2016	416,709.56	(488,404.89)	(11,468.15)		83,163.48	(0.00)
				(488,404.89)	(11,468.15)	0.00	83,163.48	
146428	CARE TRANSITIONS PROGRAM	2016	(587.00)	(6,480.00)	1,229.00			(5,838.00)
146428	CARE TRANSITIONS PROGRAM	2017	(5,838.00)	(6,480.00)	5,838.00			0.00
				(6,480.00)	7,067.00	0.00	0.00	
146429	AGING & DISABILITY RESOURCE	2016	169,062.62	(222,474.00)	53,411.38			0.00

County of Maui

Housing and Human Concerns

Grant Revenues & Expenditures Quarterly Report - by Index and Fiscal Year as of 12/31/2018

Index	Index Title	FY	Beginning Fund Balance	Revenue	Expenditures	Transfers In	Transfers Out	Ending Fund Balance
				(222,474.00)	53,411.38	0.00	0.00	
146430	AGING TITLE III VOLUNTARY	2016		(10,357.25)	10,357.25			0.00
				(10,357.25)	10,357.25	0.00	0.00	
146440	HEALTHY AGING PARTNERSHIP	2016	73,633.00	(73,633.00)				0.00
				(73,633.00)	0.00	0.00	0.00	
146442	NSIP NUTRITION SVCS INCENTIVE	2016		(463.00)			463.00	0.00
				(463.00)	0.00	0.00	463.00	
156401	KUPUNA CARE PROGRAM	2016	797,732.94	(936,434.00)	112,540.68		26,159.67	(0.71)
156401	KUPUNA CARE PROGRAM	2017	(.71)		.71			0.00
				(936,434.00)	112,541.39	0.00	26,159.67	
156402	ELDER ABUSE PREVENTION SY15	2016	3,817.20	(4,611.00)	9,870.44			9,076.64
156402	ELDER ABUSE PREVENTION SY15	2017	9,076.64	(21,880.11)	12,803.47			0.00
				(26,491.11)	22,673.91	0.00	0.00	
156405	LEISURE ACTIVITIES FY15	2016	(81,116.72)		13,696.15			(67,420.57)
156405	LEISURE ACTIVITIES FY15	2017	(67,420.57)		19,062.67			(48,357.90)
156405	LEISURE ACTIVITIES FY15	2018	(48,357.90)		8,759.25			(39,598.65)
156405	LEISURE ACTIVITIES FY15	2019	(39,598.65)		37,495.96			(2,102.69)
				0.00	79,014.03	0.00	0.00	
156409	CONGREGATE MEALS TITTLE III	2016	39,360.69			(39,360.69)		0.00
				0.00	0.00	(39,360.69)	0.00	
156410	ASSISTED TRANSPORT-KUPUNA	2016	24,482.87			(24,482.87)		0.00
				0.00	0.00	(24,482.87)	0.00	
156411	BANFIELD CHARITABLE TRUST	2016	(687.36)		687.36			0.00
				0.00	687.36	0.00	0.00	
156420	CONGREGATE MEALS NSIP FY15	2016	30,524.50		43,640.50	(74,165.00)		0.00
				0.00	43,640.50	(74,165.00)	0.00	
156421	HOME DELIVERED MEALS KUPUNA	2016	27,857.00		(26,180.20)	(1,676.80)		0.00
				0.00	(26,180.20)	(1,676.80)	0.00	
156424	HOME DELIVERED MEALS NSIP FY15	2016	18,017.25		41,982.75	(60,000.00)		0.00
				0.00	41,982.75	(60,000.00)	0.00	
156426	HOME DELIVERED MLS TITTLE III	2016	28,219.82		26,180.20	(54,400.02)		0.00
				0.00	26,180.20	(54,400.02)	0.00	

County of Maui

Housing and Human Concerns

Grant Revenues & Expenditures Quarterly Report - by Index and Fiscal Year as of 12/31/2018

<u>Index</u>	<u>Index Title</u>	<u>FY</u>	<u>Beginning Fund Balance</u>	<u>Revenue</u>	<u>Expenditures</u>	<u>Transfers In</u>	<u>Transfers Out</u>	<u>Ending Fund Balance</u>
156427	AGING TITLE III PRGS	2016	530,887.81	(718,308.53)	97,537.90		95,429.71	5,546.89
156427	AGING TITLE III PRGS	2017	5,546.89	(15,151.22)	10,388.36		516.00	1,300.03
156427	AGING TITLE III PRGS	2018	1,300.03	(20,608.50)	19,308.23		.24	0.00
				<u>(754,068.25)</u>	<u>127,234.49</u>	<u>0.00</u>	<u>95,945.95</u>	
156429	AGING & DISABILITY RESOURCE	2016	139,460.74	(425,955.00)	617,879.55		(71,641.75)	259,743.54
156429	AGING & DISABILITY RESOURCE	2017	259,743.54	(538,516.82)	325,497.76			46,724.48
156429	AGING & DISABILITY RESOURCE	2018	46,724.48	(688,596.75)	728,652.18			86,779.91
156429	AGING & DISABILITY RESOURCE	2019	86,779.91	(179,270.27)	138,303.05			45,812.69
				<u>(1,832,338.84)</u>	<u>1,810,332.54</u>	<u>0.00</u>	<u>(71,641.75)</u>	
156440	HEALTHY AGING PARTNERSHIP	2016	5,692.01	(5,949.44)	19,661.15			19,403.72
156440	HEALTHY AGING PARTNERSHIP	2017	19,403.72	(144,052.47)	141,121.38			16,472.63
156440	HEALTHY AGING PARTNERSHIP	2018	16,472.63	(28,338.09)	14,100.57			2,235.11
156440	HEALTHY AGING PARTNERSHIP	2019	2,235.11	(34,936.25)	51,338.49			18,637.35
				<u>(213,276.25)</u>	<u>226,221.59</u>	<u>0.00</u>	<u>0.00</u>	
156441	RSVP RETIRED & SR VOL PRG	2016	13,983.61	(68,850.00)	54,866.39			0.00
				<u>(68,850.00)</u>	<u>54,866.39</u>	<u>0.00</u>	<u>0.00</u>	
156442	NSIP NUTRITION SVCS INCENTIVE	2016		(134,165.00)			134,165.00	0.00
				<u>(134,165.00)</u>	<u>0.00</u>	<u>0.00</u>	<u>134,165.00</u>	
156443	HEALTHY AGING VOL CONTRIB	2016	(32,970.35)	(43,158.81)	68,142.78			(7,986.38)
156443	HEALTHY AGING VOL CONTRIB	2017	(7,986.38)	(37,011.00)	6,796.42			(38,200.96)
156443	HEALTHY AGING VOL CONTRIB	2018	(38,200.96)	(33,795.25)	20,688.28			(51,307.93)
156443	HEALTHY AGING VOL CONTRIB	2019	(51,307.93)	(16,210.00)	49,330.46			(18,187.47)
				<u>(130,175.06)</u>	<u>144,957.94</u>	<u>0.00</u>	<u>0.00</u>	
156445	A&B KOKUA GIVING CONTRIB	2016	(20,000.00)		20,000.00			0.00
				<u>0.00</u>	<u>20,000.00</u>	<u>0.00</u>	<u>0.00</u>	
156447	HOME FFY14 KULAMALU REPRG	2016			(21,161.09)			(21,161.09)
156447	HOME FFY14 KULAMALU REPRG	2017	(21,161.09)		21,161.09			0.00
				<u>0.00</u>	<u>0.00</u>	<u>0.00</u>	<u>0.00</u>	
156449	HOME FFY14 ADMINISTRATION	2016	829.80	(34,661.70)	44,530.64			10,698.74
156449	HOME FFY14 ADMINISTRATION	2017	10,698.74	(46,162.04)	45,451.65			9,988.35
156449	HOME FFY14 ADMINISTRATION	2018	9,988.35	(39,284.87)	40,239.93			10,943.41
156449	HOME FFY14 ADMINISTRATION	2019	10,943.41	(11,166.89)	274.48			51.00

County of Maui

Housing and Human Concerns

Grant Revenues & Expenditures Quarterly Report - by Index and Fiscal Year as of 12/31/2018

Index	Index Title	FY	Beginning Fund Balance	Revenue	Expenditures	Transfers In	Transfers Out	Ending Fund Balance
				(131,275.50)	130,496.70	0.00	0.00	
156450	HOME FFY14 KULAMALU AH PRJ	2016		(140,111.60)	318,802.62			178,691.02
156450	HOME FFY14 KULAMALU AH PRJ	2017	178,691.02	(2,008,784.27)	1,920,093.25			90,000.00
156450	HOME FFY14 KULAMALU AH PRJ	2018	90,000.00	(114,519.13)	24,519.13			0.00
				(2,263,415.00)	2,263,415.00	0.00	0.00	
157480	SEC 8 HOUSING VOUCHER FY15	2016	(163,686.84)	(129,483.00)	(7,629.00)		300,798.84	0.00
				(129,483.00)	(7,629.00)	0.00	300,798.84	
157481	SEC 8 HOUSING ADMIN FY15	2016	(110,487.12)	(37,701.50)	834.81		147,353.81	0.00
				(37,701.50)	834.81	0.00	147,353.81	
166714	HOME FFY04 ADMINISTRATION	2016	151.25	(7,447.07)	7,295.82			0.00
				(7,447.07)	7,295.82	0.00	0.00	
166738	MSC LEISURE ACTIVITY FY06	2016	(114.79)		114.79			0.00
				0.00	114.79	0.00	0.00	
166741	KUPUNA CARE PROGRAM	2016		(235,326.00)	577,758.16		177,408.70	519,840.86
166741	KUPUNA CARE PROGRAM	2017	519,840.86	(702,169.07)	133,297.25		54,925.30	5,894.34
166741	KUPUNA CARE PROGRAM	2018	5,894.34	(75,732.93)	69,838.59			0.00
				(1,013,228.00)	780,894.00	0.00	232,334.00	
166757	A&B KOKUA GIVING CONTRIB	2016		(20,000.00)	10,389.07			(9,610.93)
166757	A&B KOKUA GIVING CONTRIB	2017	(9,610.93)		9,610.93			0.00
				(20,000.00)	20,000.00	0.00	0.00	
166758	ASSISTED TRANSPORT PVT	2016		(12,773.86)	12,773.86			0.00
				(12,773.86)	12,773.86	0.00	0.00	
166759	CONGREGATE MEALS NSIP FY16	2016			17,782.20	(17,782.00)		0.20
166759	CONGREGATE MEALS NSIP FY16	2017	.20		42,821.80	(42,822.00)		0.00
				0.00	60,604.00	(60,604.00)	0.00	
166760	CONGREGATE MLS PVT DONATION	2016		(104,068.22)	104,068.22			0.00
				(104,068.22)	104,068.22	0.00	0.00	
166761	HOME DELIVERED MEALS NSIP FY16	2016			15,078.00	(15,078.00)		0.00
166761	HOME DELIVERED MEALS NSIP FY16	2017			45,817.00	(45,817.00)		0.00
				0.00	60,895.00	(60,895.00)	0.00	
166762	HOME DEL MEALS PVT DONATION	2016		(77,532.17)	77,532.17			0.00
				(77,532.17)	77,532.17	0.00	0.00	

County of Maui

Housing and Human Concerns

Grant Revenues & Expenditures Quarterly Report - by Index and Fiscal Year as of 12/31/2018

Index	Index Title	FY	Beginning Fund Balance	Revenue	Expenditures	Transfers In	Transfers Out	Ending Fund Balance
166763	LEISURE ACTIVITIES FY16	2016		(110,808.61)	19,386.97			(91,421.64)
166763	LEISURE ACTIVITIES FY16	2017	(91,421.64)		6,199.07			(85,222.57)
166763	LEISURE ACTIVITIES FY16	2018	(85,222.57)		509.37			(84,713.20)
166763	LEISURE ACTIVITIES FY16	2019	(84,713.20)		68,360.95			(16,352.25)
				<u>(110,808.61)</u>	<u>94,456.36</u>	<u>0.00</u>	<u>0.00</u>	
166764	ASSIST TRANSPORT-KUPUNA	2016			79,036.76	(79,036.76)		0.00
				<u>0.00</u>	<u>79,036.76</u>	<u>(79,036.76)</u>	<u>0.00</u>	
166765	CONGREGATE MEALS TITTLE III	2016			131,367.88	(131,367.88)		(0.00)
				<u>0.00</u>	<u>131,367.88</u>	<u>(131,367.88)</u>	<u>0.00</u>	
166766	HOME DELIVERED MEALS KUPUNA	2016			56,994.00	(56,994.00)		0.00
				<u>0.00</u>	<u>56,994.00</u>	<u>(56,994.00)</u>	<u>0.00</u>	
166767	HOME DELIVERED MLS TITLE III	2016			130,925.08	(130,925.08)		(0.00)
				<u>0.00</u>	<u>130,925.08</u>	<u>(130,925.08)</u>	<u>0.00</u>	
166768	MATSON FOUNDATION CONTRIB	2016		(2,000.00)				(2,000.00)
166768	MATSON FOUNDATION CONTRIB	2017	(2,000.00)					(2,000.00)
166768	MATSON FOUNDATION CONTRIB	2018	(2,000.00)	(1,000.00)	2,000.00			(1,000.00)
166768	MATSON FOUNDATION CONTRIB	2019	(1,000.00)	(1,000.00)	2,000.00			0.00
				<u>(4,000.00)</u>	<u>4,000.00</u>	<u>0.00</u>	<u>0.00</u>	
166769	AGING TITLE III PRGS	2016		(201,014.00)	260,265.14		177,460.48	236,711.62
166769	AGING TITLE III PRGS	2017	236,711.62	(526,977.09)	221,272.39		74,618.26	5,625.18
166769	AGING TITLE III PRGS	2018	5,625.18	(17,789.91)	12,132.23		32.50	0.00
				<u>(745,781.00)</u>	<u>493,669.76</u>	<u>0.00</u>	<u>252,111.24</u>	
166770	KUPUNA CARE VOL CONTRIB	2016		(220.00)				(220.00)
166770	KUPUNA CARE VOL CONTRIB	2017	(220.00)					(220.00)
166770	KUPUNA CARE VOL CONTRIB	2018	(220.00)	(50.00)	270.00			0.00
				<u>(270.00)</u>	<u>270.00</u>	<u>0.00</u>	<u>0.00</u>	
166771	RSVP RETIRED & SR VOL PRG	2016			11,854.91			11,854.91
166771	RSVP RETIRED & SR VOL PRG	2017	11,854.91	(69,350.00)	57,495.09			0.00
				<u>(69,350.00)</u>	<u>69,350.00</u>	<u>0.00</u>	<u>0.00</u>	
166772	NUTRITION SVCS INCENTIVE	2016					32,860.00	32,860.00
166772	NUTRITION SVCS INCENTIVE	2017	32,860.00	(121,499.00)			88,639.00	0.00
				<u>(121,499.00)</u>	<u>0.00</u>	<u>0.00</u>	<u>121,499.00</u>	

County of Maui

Housing and Human Concerns

Grant Revenues & Expenditures Quarterly Report - by Index and Fiscal Year as of 12/31/2018

Index	Index Title	FY	Beginning Fund Balance	Revenue	Expenditures	Transfers In	Transfers Out	Ending Fund Balance
166773	ELDER ABUSE PREVENTION SY16	2017		(7,322.60)	24,500.94			17,178.34
166773	ELDER ABUSE PREVENTION SY16	2018	17,178.34	(19,169.40)	1,991.06			0.00
				(26,492.00)	26,492.00	0.00	0.00	
166774	STRATEGIC PREVENTION FRAMEWRK	2017		(19,156.92)	48,826.74			29,669.82
166774	STRATEGIC PREVENTION FRAMEWRK	2018	29,669.82	(67,365.58)	118,153.01			80,457.25
166774	STRATEGIC PREVENTION FRAMEWRK	2019	80,457.25	(123,101.13)	22,401.71			(20,242.17)
				(209,623.63)	189,381.46	0.00	0.00	
167480	SEC 8 HOUSING VOUCHER FY16	2016		(16,354,200.09)	15,909,362.52		34,908.04	(409,929.53)
167480	SEC 8 HOUSING VOUCHER FY16	2017	(409,929.53)		176,702.77		231,186.76	(2,040.00)
167480	SEC 8 HOUSING VOUCHER FY16	2018	(2,040.00)		2,040.00			0.00
				(16,354,200.09)	16,088,105.29	0.00	266,094.80	
167481	SEC 8 HOUSING ADMIN FY16	2016		(1,350,847.88)	1,279,918.10	(75,000.00)		(145,929.78)
167481	SEC 8 HOUSING ADMIN FY16	2017	(145,929.78)		157.34		142,250.23	(3,522.21)
167481	SEC 8 HOUSING ADMIN FY16	2018	(3,522.21)				3,522.21	0.00
				(1,350,847.88)	1,280,075.44	(75,000.00)	145,772.44	
167482	FSS COORDINATOR GRANT	2016		(44,621.00)	28,957.00			(15,664.00)
167482	FSS COORDINATOR GRANT	2017	(15,664.00)		15,664.00			0.00
				(44,621.00)	44,621.00	0.00	0.00	
176600	AGING TIII-A EDUC/TRNG 97	2016		.10				0.10
176600	AGING TIII-A EDUC/TRNG 97	2017	.10					0.10
176600	AGING TIII-A EDUC/TRNG 97	2018	.10					0.10
176600	AGING TIII-A EDUC/TRNG 97	2019	.10					0.10
				0.10	0.00	0.00	0.00	
176738	MSC LEISURE ACTIVITY FY07	2016	(7,908.89)		5,351.57			(2,557.32)
176738	MSC LEISURE ACTIVITY FY07	2017	(2,557.32)		2,557.32			0.00
				0.00	7,908.89	0.00	0.00	
176741	KUPUNA CARE PROGRAM	2017		(328,757.33)	393,666.76		109,324.97	174,234.40
176741	KUPUNA CARE PROGRAM	2018	174,234.40	(471,886.34)	300,611.62		111,562.83	114,522.51
176741	KUPUNA CARE PROGRAM	2019	115,486.05	(164,289.36)	38,415.54		33,767.33	23,379.56
				(964,933.03)	732,693.92	0.00	254,655.13	
176757	ELDERLY LUNCH-A&B KOKUA	2017		(20,000.00)	17,186.99			(2,813.01)
176757	ELDERLY LUNCH-A&B KOKUA	2018	(2,813.01)		2,813.01			0.00

County of Maui

Housing and Human Concerns

Grant Revenues & Expenditures Quarterly Report - by Index and Fiscal Year as of 12/31/2018

Index	Index Title	FY	Beginning Fund Balance	Revenue	Expenditures	Transfers In	Transfers Out	Ending Fund Balance
				(20,000.00)	20,000.00	0.00	0.00	
176758	ASSTD TRANSPORT PVT CONTRIB	2017		(16,106.38)	16,106.38			0.00
				(16,106.38)	16,106.38	0.00	0.00	
176759	CONGREGATE MEALS NSIP FY17	2017			12,485.00			12,485.00
176759	CONGREGATE MEALS NSIP FY17	2018	12,485.00		49,988.00	(62,473.00)		0.00
				0.00	62,473.00	(62,473.00)	0.00	
176760	CONGREGATE MLS PVT DONATION	2017		(89,699.85)	89,699.85			(0.00)
				(89,699.85)	89,699.85	0.00	0.00	
176761	HOME DELIVERED MEALS NSIP FY17	2017			30,538.00			30,538.00
176761	HOME DELIVERED MEALS NSIP FY17	2018	30,538.00		31,935.00	(62,473.00)		0.00
				0.00	62,473.00	(62,473.00)	0.00	
176762	HOME DEL MEALS PVT DONATION	2017		(98,243.97)	98,243.97			(0.00)
				(98,243.97)	98,243.97	0.00	0.00	
176763	LEISURE ACTIVITIES FY17	2017		(121,489.31)	19,126.85			(102,362.46)
176763	LEISURE ACTIVITIES FY17	2018	(102,362.46)					(102,362.46)
176763	LEISURE ACTIVITIES FY17	2019	(102,362.46)					(102,362.46)
				(121,489.31)	19,126.85	0.00	0.00	
176764	ASSIST TRANSPORT-KUPUNA	2017			117,970.88	(117,970.88)		0.00
				0.00	117,970.88	(117,970.88)	0.00	
176765	CONGREGATE MEALS TITTLE III	2017			115,356.52	(115,356.52)		(0.00)
				0.00	115,356.52	(115,356.52)	0.00	
176766	HOME DELIVERED MEALS KUPUNA	2017			92,334.00	(92,334.00)		(0.00)
				0.00	92,334.00	(92,334.00)	0.00	
176767	HOME DELIVERED MLS TITLE III	2017			100,457.57	(100,457.57)		(0.00)
				0.00	100,457.57	(100,457.57)	0.00	
176769	AGING TITLE III PRGS	2017		(202,362.61)	253,860.32		133,828.44	185,326.15
176769	AGING TITLE III PRGS	2018	185,326.15	(463,501.63)	196,001.76		88,511.92	6,338.20
176769	AGING TITLE III PRGS	2019	11,874.70	(16,106.19)	21,839.35		2,155.64	19,763.50
				(681,970.43)	471,701.43	0.00	224,496.00	
176771	RSVP RETIRED & SR VOL PRG	2017			14,974.55			14,974.55
176771	RSVP RETIRED & SR VOL PRG	2018	14,974.55	(65,850.00)	50,875.45			0.00
				(65,850.00)	65,850.00	0.00	0.00	

County of Maui

Housing and Human Concerns

Grant Revenues & Expenditures Quarterly Report - by Index and Fiscal Year as of 12/31/2018

Index	Index Title	FY	Beginning Fund Balance	Revenue	Expenditures	Transfers In	Transfers Out	Ending Fund Balance
176772	NUTRITION SVCS INCENTIVE	2017		(61,076.00)				(61,076.00)
176772	NUTRITION SVCS INCENTIVE	2018	(61,076.00)	(63,870.00)			124,946.00	0.00
				<u>(124,946.00)</u>	<u>0.00</u>	<u>0.00</u>	<u>124,946.00</u>	
176773	ELDER ABUSE PREVENTION SY17	2017			2,806.60			2,806.60
176773	ELDER ABUSE PREVENTION SY17	2018	2,806.60	(1,102.54)	(1,391.56)			312.50
176773	ELDER ABUSE PREVENTION SY17	2019	312.50	(312.50)	1,276.00			1,276.00
				<u>(1,415.04)</u>	<u>2,691.04</u>	<u>0.00</u>	<u>0.00</u>	
177480	SEC 8 HOUSING VOUCHER FY17	2017		(18,125,176.76)	18,094,383.20		30,793.56	0.00
177480	SEC 8 HOUSING VOUCHER FY17	2019			(37.00)			(37.00)
				<u>(18,125,176.76)</u>	<u>18,094,346.20</u>	<u>0.00</u>	<u>30,793.56</u>	
177481	SEC 8 HOUSING ADMIN FY17	2017		(1,366,149.75)	1,366,149.75			0.00
				<u>(1,366,149.75)</u>	<u>1,366,149.75</u>	<u>0.00</u>	<u>0.00</u>	
177712	SEC.8 FAMILY SELF-SUFFICIENT	2016	(67,175.18)	(689.94)	18,546.80	(34,908.04)		(84,226.36)
177712	SEC.8 FAMILY SELF-SUFFICIENT	2017	(84,226.36)	(1,048.09)	5,752.57	(30,793.56)		(110,315.44)
177712	SEC.8 FAMILY SELF-SUFFICIENT	2018	(110,315.44)	(77.22)	52,153.21	(39,652.15)		(97,891.60)
177712	SEC.8 FAMILY SELF-SUFFICIENT	2019	(99,533.13)	(823.32)	14,990.07	(28,969.00)		(114,335.38)
				<u>(2,638.57)</u>	<u>91,442.65</u>	<u>(134,322.75)</u>	<u>0.00</u>	
186408	ASSTD TRANSPORT F&E - COUNTY	2018			10,000.00	(10,000.00)		0.00
				<u>0.00</u>	<u>10,000.00</u>	<u>(10,000.00)</u>	<u>0.00</u>	
186449	HOME FFY17 ADMINISTRATION	2019		(11,949.12)	18,768.80			6,819.68
				<u>(11,949.12)</u>	<u>18,768.80</u>	<u>0.00</u>	<u>0.00</u>	
186451	HOME FFY17 KAIWAHINE VILLAGE	2019			824,945.33			824,945.33
				<u>0.00</u>	<u>824,945.33</u>	<u>0.00</u>	<u>0.00</u>	
186453	HOME FFY17 KAHOMA RESIDENTIAL	2019		(123,076.67)	135,030.77			11,954.10
				<u>(123,076.67)</u>	<u>135,030.77</u>	<u>0.00</u>	<u>0.00</u>	
186612	AGING TIII-B DHHS 97/98	2016		1.26				1.26
186612	AGING TIII-B DHHS 97/98	2017	1.26					1.26
186612	AGING TIII-B DHHS 97/98	2018	1.26	(1.26)				0.00
186612	AGING TIII-B DHHS 97/98	2019	1.26					1.26
				<u>0.00</u>	<u>0.00</u>	<u>0.00</u>	<u>0.00</u>	
186741	KUPUNA CARE PROGRAM	2018		(191,874.57)	199,012.59		76,167.06	83,305.08
186741	KUPUNA CARE PROGRAM	2019	82,341.54	(314,758.11)	342,953.95		55,166.93	165,704.31

County of Maui

Housing and Human Concerns

Grant Revenues & Expenditures Quarterly Report - by Index and Fiscal Year as of 12/31/2018

Index	Index Title	FY	Beginning Fund Balance	Revenue	Expenditures	Transfers In	Transfers Out	Ending Fund Balance
				<u>(506,632.68)</u>	<u>541,966.54</u>	<u>0.00</u>	<u>131,333.99</u>	
186743	KUPUNA CAREGIVERS PROGRAM	2018		(17,495.00)	63,358.75			45,863.75
186743	KUPUNA CAREGIVERS PROGRAM	2019	45,391.25	(74,030.50)	79,617.75			50,978.50
				<u>(91,525.50)</u>	<u>142,976.50</u>	<u>0.00</u>	<u>0.00</u>	
186751	ASSISTED TRANSPORTN SH POS08	2016	(42,166.53)		8,395.19			(33,771.34)
186751	ASSISTED TRANSPORTN SH POS08	2017	(33,771.34)					(33,771.34)
186751	ASSISTED TRANSPORTN SH POS08	2018	(33,771.34)		28,948.03			(4,823.31)
186751	ASSISTED TRANSPORTN SH POS08	2019	(4,823.31)		4,823.31			0.00
				<u>0.00</u>	<u>42,166.53</u>	<u>0.00</u>	<u>0.00</u>	
186757	ELDERLY LUNCH-A&B KOKUA	2018		(20,000.00)	20,000.00			0.00
				<u>(20,000.00)</u>	<u>20,000.00</u>	<u>0.00</u>	<u>0.00</u>	
186758	ASSTD TRANSPORT PVT CONTRIB	2018		(15,117.42)	15,117.42			0.00
				<u>(15,117.42)</u>	<u>15,117.42</u>	<u>0.00</u>	<u>0.00</u>	
186759	CONGREGATE MEALS NSIP FY18	2019			70,015.00	(70,015.00)		0.00
				<u>0.00</u>	<u>70,015.00</u>	<u>(70,015.00)</u>	<u>0.00</u>	
186760	CONGREGATE MLS PVT DONATION	2018		(86,034.31)	86,034.31			0.00
				<u>(86,034.31)</u>	<u>86,034.31</u>	<u>0.00</u>	<u>0.00</u>	
186761	HOME DELIVERED MEALS NSIP FY18	2018			57,285.00	(57,285.00)		0.00
				<u>0.00</u>	<u>57,285.00</u>	<u>(57,285.00)</u>	<u>0.00</u>	
186762	HOME DEL MEALS PVT DONATION	2018		(90,030.35)	90,030.35			(0.00)
				<u>(90,030.35)</u>	<u>90,030.35</u>	<u>0.00</u>	<u>0.00</u>	
186763	LEISURE ACTIVITIES FY18	2018		(103,133.48)	19,324.61			(83,808.87)
186763	LEISURE ACTIVITIES FY18	2019	(83,808.87)					(83,808.87)
				<u>(103,133.48)</u>	<u>19,324.61</u>	<u>0.00</u>	<u>0.00</u>	
186764	ASSIST TRANSPORT-KUPUNA	2018			83,074.22	(83,074.22)		0.00
				<u>0.00</u>	<u>83,074.22</u>	<u>(83,074.22)</u>	<u>0.00</u>	
186765	CONGREGATE MEALS TITTLE III	2018			105,185.55	(105,185.55)		(0.00)
				<u>0.00</u>	<u>105,185.55</u>	<u>(105,185.55)</u>	<u>0.00</u>	
186766	HOME DEL MEALS KUPUNA	2018			101,000.00	(101,000.00)		0.00
				<u>0.00</u>	<u>101,000.00</u>	<u>(101,000.00)</u>	<u>0.00</u>	
186767	HOME DELIVERED MLS TITTLE III	2018			86,828.12	(86,828.12)		0.00
				<u>0.00</u>	<u>86,828.12</u>	<u>(86,828.12)</u>	<u>0.00</u>	

County of Maui

Housing and Human Concerns

Grant Revenues & Expenditures Quarterly Report - by Index and Fiscal Year as of 12/31/2018

Index	Index Title	FY	Beginning Fund Balance	Revenue	Expenditures	Transfers In	Transfers Out	Ending Fund Balance
186769	AGING TITLE III PRGS	2018		(171,077.74)	211,825.28		99,813.34	140,560.88
186769	AGING TITLE III PRGS	2019	135,024.38	(293,919.73)	187,520.36		30,545.99	59,171.00
				<u>(464,997.47)</u>	<u>399,345.64</u>	<u>0.00</u>	<u>130,359.33</u>	
186770	STATE HEALTH INS ASST PRG	2018		(2,820.00)				(2,820.00)
186770	STATE HEALTH INS ASST PRG	2019	(2,820.00)	(27,715.06)	8,106.48			(22,428.58)
				<u>(30,535.06)</u>	<u>8,106.48</u>	<u>0.00</u>	<u>0.00</u>	
186771	RSVP RETIRED & SR VOL PRG	2018			16,970.04			16,970.04
186771	RSVP RETIRED & SR VOL PRG	2019	16,970.04	(34,124.00)	31,660.79			14,506.83
				<u>(34,124.00)</u>	<u>48,630.83</u>	<u>0.00</u>	<u>0.00</u>	
186772	NUTRITION SVCS INCENTIVE	2018		(58,207.00)			57,285.00	(922.00)
186772	NUTRITION SVCS INCENTIVE	2019	(922.00)	(69,093.00)			70,015.00	0.00
				<u>(127,300.00)</u>	<u>0.00</u>	<u>0.00</u>	<u>127,300.00</u>	
187480	SEC 8 HOUSING VOUCHER FY18	2018		(18,380,214.96)	17,886,293.08		497,980.14	4,058.26
187480	SEC 8 HOUSING VOUCHER FY18	2019	4,058.26		(242.00)	(4,058.26)		(242.00)
				<u>(18,380,214.96)</u>	<u>17,886,051.08</u>	<u>(4,058.26)</u>	<u>497,980.14</u>	
187481	SEC 8 HOUSING ADMIN FY18	2018		(1,629,916.94)	1,170,607.51			(459,309.43)
187481	SEC 8 HOUSING ADMIN FY18	2019	(459,309.43)		1,089.29		458,156.51	(63.63)
				<u>(1,629,916.94)</u>	<u>1,171,696.80</u>	<u>0.00</u>	<u>458,156.51</u>	
187482	FSS COORDINATOR GRANT	2018		(22,423.60)	22,423.60			0.00
				<u>(22,423.60)</u>	<u>22,423.60</u>	<u>0.00</u>	<u>0.00</u>	
196718	HOME FFY08 ADMINISTRATION	2016	(26,430.35)	27,119.23	(688.88)			0.00
				<u>27,119.23</u>	<u>(688.88)</u>	<u>0.00</u>	<u>0.00</u>	
196741	KUPUNA CARE PROGRAM	2019		(35,665.35)	72,921.93			37,256.58
				<u>(35,665.35)</u>	<u>72,921.93</u>	<u>0.00</u>	<u>0.00</u>	
196757	A&B KOKUA GIVING CONTRIBUTION	2019		(20,000.00)	7,291.55			(12,708.45)
				<u>(20,000.00)</u>	<u>7,291.55</u>	<u>0.00</u>	<u>0.00</u>	
196758	ASSTD TRANSPORT PVT CONTRIB	2019		(7,001.55)	6,065.30			(936.25)
				<u>(7,001.55)</u>	<u>6,065.30</u>	<u>0.00</u>	<u>0.00</u>	
196760	CONGREGATE MLS PVT DONATION	2019		(40,374.86)	34,411.36			(5,963.50)
				<u>(40,374.86)</u>	<u>34,411.36</u>	<u>0.00</u>	<u>0.00</u>	
196762	HOME DEL MEALS PVT DONATION	2019		(48,529.06)	44,272.46			(4,256.60)
				<u>(48,529.06)</u>	<u>44,272.46</u>	<u>0.00</u>	<u>0.00</u>	

County of Maui

Housing and Human Concerns

Grant Revenues & Expenditures Quarterly Report - by Index and Fiscal Year as of 12/31/2018

Index	Index Title	FY	Beginning Fund Balance	Revenue	Expenditures	Transfers In	Transfers Out	Ending Fund Balance
196764	ASSIST TRANSPORT-KUPUNA	2019		0.00	52,481.91	(42,180.91)		10,301.00
					<u>52,481.91</u>	<u>(42,180.91)</u>	<u>0.00</u>	
196765	CONGREGATE MEALS TITTLE III	2019		0.00	39,511.41	(24,991.62)		14,519.79
					<u>39,511.41</u>	<u>(24,991.62)</u>	<u>0.00</u>	
196766	HOME DEL MEALS KUPUNA	2019		0.00	39,110.91	(29,739.50)		9,371.41
					<u>39,110.91</u>	<u>(29,739.50)</u>	<u>0.00</u>	
196767	HOME DELIVERED MLS TITLE III	2019		0.00	34,080.91	(24,723.86)		9,357.05
					<u>34,080.91</u>	<u>(24,723.86)</u>	<u>0.00</u>	
196768	ASSIST TRANSPORT-F&E COUNTY	2019		0.00	10,000.00	(10,000.00)		0.00
					<u>10,000.00</u>	<u>(10,000.00)</u>	<u>0.00</u>	
196769	AGING TITLE III PRGS	2019		0.00	56,345.47			56,345.47
					<u>56,345.47</u>	<u>0.00</u>	<u>0.00</u>	
196774	SUBSTANCE ABUSE PREVENTION	2019		0.00	20,724.44			20,724.44
					<u>20,724.44</u>	<u>0.00</u>	<u>0.00</u>	
197480	SEC 8 HOUSING VOUCHER FY19	2019		(8,957,398.80)	11,156,281.40		28,969.00	2,227,851.60
				<u>(8,957,398.80)</u>	<u>11,156,281.40</u>	<u>0.00</u>	<u>28,969.00</u>	
197481	SEC 8 HOUSING ADMIN FY19	2019		(755,874.75)	600,953.41			(154,921.34)
				<u>(755,874.75)</u>	<u>600,953.41</u>	<u>0.00</u>	<u>0.00</u>	
197482	FSS COORDINATOR GRANT	2019		(11,922.00)	11,922.00			0.00
				<u>(11,922.00)</u>	<u>11,922.00</u>	<u>0.00</u>	<u>0.00</u>	
197741	SEC8 HSG ASST PYMTS(HAP)-NRA	2016	(53,176.31)	(629.83)		(300,798.84)		(354,604.98)
197741	SEC8 HSG ASST PYMTS(HAP)-NRA	2017	(354,604.98)	(523,624.50)	6,670.00	(231,186.76)		(1,102,746.24)
197741	SEC8 HSG ASST PYMTS(HAP)-NRA	2018	(1,102,746.24)	2,510.40	2,689.00	(458,327.99)		(1,555,874.83)
197741	SEC8 HSG ASST PYMTS(HAP)-NRA	2019	(1,573,880.13)	(13,338.56)			4,058.26	(1,583,160.43)
				<u>(535,082.49)</u>	<u>9,359.00</u>	<u>(990,313.59)</u>	<u>4,058.26</u>	
197751	SEC8 HSG ASST PYMTS(ADM)-NRA	2016	(1,018,324.01)	15,093.99		(147,353.81)	75,000.00	(1,075,583.83)
197751	SEC8 HSG ASST PYMTS(ADM)-NRA	2017	(1,075,583.83)	(253,158.88)		(142,250.23)		(1,470,992.94)
197751	SEC8 HSG ASST PYMTS(ADM)-NRA	2018	(1,470,992.94)	2,910.27		(3,522.21)		(1,471,604.88)
197751	SEC8 HSG ASST PYMTS(ADM)-NRA	2019	(1,495,678.90)	(15,304.74)		(458,156.51)		(1,969,140.15)
				<u>(250,459.36)</u>	<u>0.00</u>	<u>(751,282.76)</u>	<u>75,000.00</u>	
Grand Total				(82,025,300.87)	80,748,178.14	(3,925,437.21)	3,852,531.21	

County of Maui

Parks and Recreation

Grant Revenues & Expenditures Quarterly Report - by Index and Fiscal Year as of 12/31/2018

Index	Index Title	FY	Beginning Fund Balance	Revenue	Expenditures	Transfers In	Transfers Out	Ending Fund Balance
156503	MAKENA LIFEGUARD SERVICES	2016	(149,564.88)		149,478.08			(86.80)
156503	MAKENA LIFEGUARD SERVICES	2017	(86.80)		86.80			0.00
				<u>0.00</u>	<u>149,564.88</u>	<u>0.00</u>	<u>0.00</u>	
166795	PLAY & LEARN SESSIONS (PALS)	2016		(73,995.78)	73,995.78			0.00
				<u>(73,995.78)</u>	<u>73,995.78</u>	<u>0.00</u>	<u>0.00</u>	
166820	MAKENA LIFEGUARD SERVICES	2016		(606,469.00)	317,958.25			(288,510.75)
166820	MAKENA LIFEGUARD SERVICES	2017	(288,510.75)		288,510.75			0.00
				<u>(606,469.00)</u>	<u>606,469.00</u>	<u>0.00</u>	<u>0.00</u>	
176795	PLAY & LEARN SESSIONS (PALS)	2017		(75,215.85)	75,215.85			0.00
				<u>(75,215.85)</u>	<u>75,215.85</u>	<u>0.00</u>	<u>0.00</u>	
186795	PLAY & LEARN SESSIONS (PALS)	2018		(69,173.16)	101,062.83			31,889.67
186795	PLAY & LEARN SESSIONS (PALS)	2019		(31,889.67)				(31,889.67)
				<u>(101,062.83)</u>	<u>101,062.83</u>	<u>0.00</u>	<u>0.00</u>	
196795	PLAY & LEARN SESSIONS (PALS)	2019		(28,712.54)	28,712.54			0.00
				<u>(28,712.54)</u>	<u>28,712.54</u>	<u>0.00</u>	<u>0.00</u>	
	Grand Total			(885,456.00)	1,035,020.88	0.00	0.00	

County of Maui

Public Works

Grant Revenues & Expenditures Quarterly Report - by Index and Fiscal Year as of 12/31/2018

<u>Index</u>	<u>Index Title</u>	<u>FY</u>	<u>Beginning Fund Balance</u>	<u>Revenue</u>	<u>Expenditures</u>	<u>Transfers In</u>	<u>Transfers Out</u>	<u>Ending Fund Balance</u>
106571	BRIDGE INSPCTN/APPR BRNBIS#44	2016	2,749.87		(2,749.87)			0.00
				0.00	(2,749.87)	0.00	0.00	
116502	FHWA PROJS STATE REVIEWS	2016	63,153.64	(103,103.69)	66,865.04			26,914.99
116502	FHWA PROJS STATE REVIEWS	2017	26,914.99	8,436.15	69,908.33			105,259.47
116502	FHWA PROJS STATE REVIEWS	2018	105,259.47	(11,149.75)	8,158.74			102,268.46
116502	FHWA PROJS STATE REVIEWS	2019	104,911.63	(8,256.34)	15,256.60			111,911.89
				(114,073.63)	160,188.71	0.00	0.00	
136661	BRIDGE INSPECTN NBIS(057)	2016	24,016.00	(36,976.00)	12,960.00			0.00
				(36,976.00)	12,960.00	0.00	0.00	
146660	FHWA VARIOUS PROJECTS COUNTY	2016	30,591.74	(97,639.34)	64,938.47			(2,109.13)
146660	FHWA VARIOUS PROJECTS COUNTY	2017	(2,109.13)	(119,513.88)	137,145.85			15,522.84
146660	FHWA VARIOUS PROJECTS COUNTY	2018	15,522.84	(29,240.43)	27,510.94			13,793.35
146660	FHWA VARIOUS PROJECTS COUNTY	2019	15,522.84	(11,618.04)				3,904.80
				(258,011.69)	229,595.26	0.00	0.00	
166892	Complete Streets Training	2016		(10,000.00)	10,000.00			0.00
				(10,000.00)	10,000.00	0.00	0.00	
186892	SOH DAPARTMENT OF HEALTH	2018		(24,500.00)	18,978.42			(5,521.58)
186892	SOH DAPARTMENT OF HEALTH	2019	(5,521.58)					(5,521.58)
				(24,500.00)	18,978.42	0.00	0.00	
	Grand Total			(443,561.32)	428,972.52	0.00	0.00	

County of Maui

Transportation

Grant Revenues & Expenditures Quarterly Report - by Index and Fiscal Year as of 12/31/2018

Index	Index Title	FY	Beginning Fund Balance	Revenue	Expenditures	Transfers In	Transfers Out	Ending Fund Balance
116278	FTA 5309 FFY 2010 BUS & FCILTS	2016	14,149.73		(14,149.73)			0.00
				0.00	(14,149.73)	0.00	0.00	
126280	FTA RURAL TRNST ASSTNCE FFY12	2016	1,301.73		2,163.56			3,465.29
126280	FTA RURAL TRNST ASSTNCE FFY12	2017	3,465.29		(868.29)			2,597.00
126280	FTA RURAL TRNST ASSTNCE FFY12	2018	2,597.00	(2,597.00)				0.00
				(2,597.00)	1,295.27	0.00	0.00	
136278	FTA5309 BUS & BUS FAC SGR	2016	1,780,000.00	(1,440,000.00)				340,000.00
136278	FTA5309 BUS & BUS FAC SGR	2017	340,000.00	(340,000.00)				0.00
				(1,780,000.00)	0.00	0.00	0.00	
136279	FTA#5309 FORMULA FUNDS PRG	2016	48,105.32	(40,265.00)	116,208.00			124,048.32
136279	FTA#5309 FORMULA FUNDS PRG	2017	124,048.32	(124,049.00)	.68			0.00
				(164,314.00)	116,208.68	0.00	0.00	
146800	FTA SEC5311 NON-URBANIZED AREA	2016	(595,843.00)		500,125.00			(95,718.00)
146800	FTA SEC5311 NON-URBANIZED AREA	2017	(95,718.00)		95,718.00			0.00
				0.00	595,843.00	0.00	0.00	
146802	FTA RURAL TRNST ASST - RTAP	2016	2,837.62	(198.00)	3,074.38			5,714.00
146802	FTA RURAL TRNST ASST - RTAP	2017	5,714.00	(5,714.00)				0.00
				(5,912.00)	3,074.38	0.00	0.00	
146804	FTA PLANNING PROGRAM 5305 (e)	2016	94,942.59	(82,889.00)	36,388.48			48,442.07
146804	FTA PLANNING PROGRAM 5305 (e)	2017	48,442.07	(40,728.00)	(1,543.07)			6,171.00
146804	FTA PLANNING PROGRAM 5305 (e)	2018	6,171.00	(6,171.00)				0.00
				(129,788.00)	34,845.41	0.00	0.00	
166280	RURAL TRANSIT ASSTNC PRG06	2016	(263.00)		263.00			0.00
				0.00	263.00	0.00	0.00	
166905	FTA SEC5311 FFY2013 GRANT	2016			500,000.00			500,000.00
166905	FTA SEC5311 FFY2013 GRANT	2017	500,000.00	(500,000.00)				0.00
				(500,000.00)	500,000.00	0.00	0.00	
166906	FTA SEC5305 METROPOLITAN TRANS	2017		(96,628.32)	143,541.56			46,913.24
166906	FTA SEC5305 METROPOLITAN TRANS	2018	46,913.24	(12,916.00)	102,759.42			136,756.66
166906	FTA SEC5305 METROPOLITAN TRANS	2019	86,756.66	(89,157.68)	(46,300.98)			(48,702.00)
				(198,702.00)	200,000.00	0.00	0.00	
176908	FTA SEC5339 BUS/BUS FAC FORM	2017			70,528.00			70,528.00

County of Maui

Transportation

Grant Revenues & Expenditures Quarterly Report - by Index and Fiscal Year as of 12/31/2018

<u>Index</u>	<u>Index Title</u>	<u>FY</u>	<u>Beginning Fund Balance</u>	<u>Revenue</u>	<u>Expenditures</u>	<u>Transfers In</u>	<u>Transfers Out</u>	<u>Ending Fund Balance</u>
176908	FTA SEC5339 BUS/BUS FAC FORM	2018	70,528.00	(455,564.00)	425,488.87			40,452.87
176908	FTA SEC5339 BUS/BUS FAC FORM	2019	40,452.87	(40,453.00)	111,455.14			111,455.01
				<u>(496,017.00)</u>	<u>607,472.01</u>	<u>0.00</u>	<u>0.00</u>	
176909	FTA SEC5311 NON-URBANIZED	2017			522,101.22			522,101.22
176909	FTA SEC5311 NON-URBANIZED	2018	522,101.22	(525,636.00)	6,720.95			3,186.17
176909	FTA SEC5311 NON-URBANIZED	2019	3,186.17	(5,419.00)	3,413.18			1,180.35
				<u>(531,055.00)</u>	<u>532,235.35</u>	<u>0.00</u>	<u>0.00</u>	
176911	FHWA MAUI METRO PLANNING ORG	2018		(59,946.26)	89,007.84			29,061.58
176911	FHWA MAUI METRO PLANNING ORG	2019	(15,077.09)	(107,203.53)	130,866.61			8,585.99
				<u>(167,149.79)</u>	<u>219,874.45</u>	<u>0.00</u>	<u>0.00</u>	
186909	FTA SEC5311 NON-URBANIZED	2019		(18,838.00)	195,466.25			176,628.25
				<u>(18,838.00)</u>	<u>195,466.25</u>	<u>0.00</u>	<u>0.00</u>	
186912	FHWA MAUI MPO FY18 UPWP	2018		(50,000.00)	10,302.02			(39,697.98)
186912	FHWA MAUI MPO FY18 UPWP	2019	(39,697.98)	(8,241.62)	31,329.20			(16,610.40)
				<u>(58,241.62)</u>	<u>41,631.22</u>	<u>0.00</u>	<u>0.00</u>	
186914	FTA MAUI MPO FY18 UPWP	2018		(50,000.00)	178,714.08			128,714.08
186914	FTA MAUI MPO FY18 UPWP	2019	128,714.08	50,000.00	(8,594.87)			170,119.21
				<u>0.00</u>	<u>170,119.21</u>	<u>0.00</u>	<u>0.00</u>	
196914	FTA MAUI MPO FY19 UPWP	2019			7,545.72			7,545.72
				<u>0.00</u>	<u>7,545.72</u>	<u>0.00</u>	<u>0.00</u>	
196915	FHWA MAUI MPO FY19 UPWP	2019		(2,920.80)	2,642.18			(278.62)
				<u>(2,920.80)</u>	<u>2,642.18</u>	<u>0.00</u>	<u>0.00</u>	
Grand Total				(4,055,535.21)	3,214,366.40	0.00	0.00	

County of Maui

Environmental Management

Grant Revenues & Expenditures Quarterly Report - by Index and Fiscal Year as of 12/31/2018


Index	Index Title	FY	Beginning Fund Balance	Revenue	Expenditures	Transfers In	Transfers Out	Ending Fund Balance
136038	W MAUI RECYCLED WTR SYSTEM EXP	2016	(548,353.99)					(548,353.99)
136038	W MAUI RECYCLED WTR SYSTEM EXP	2017	(548,353.99)					(548,353.99)
136038	W MAUI RECYCLED WTR SYSTEM EXP	2018	(548,353.99)					(548,353.99)
136038	W MAUI RECYCLED WTR SYSTEM EXP	2019	(548,353.99)					(548,353.99)
				<u>0.00</u>	<u>0.00</u>	<u>0.00</u>	<u>0.00</u>	
146903	ELECTRONIC DEVICE RECYCLING	2016	23,809.57					23,809.57
146903	ELECTRONIC DEVICE RECYCLING	2017	23,809.57	(23,809.00)	(.57)			0.00
				<u>(23,809.00)</u>	<u>(0.57)</u>	<u>0.00</u>	<u>0.00</u>	
146906	HYATT/W MAUI RECYCLED WATER	2016	(475,476.00)					(475,476.00)
146906	HYATT/W MAUI RECYCLED WATER	2017	(475,476.00)					(475,476.00)
146906	HYATT/W MAUI RECYCLED WATER	2018	(475,476.00)					(475,476.00)
146906	HYATT/W MAUI RECYCLED WATER	2019	(475,476.00)					(475,476.00)
				<u>0.00</u>	<u>0.00</u>	<u>0.00</u>	<u>0.00</u>	
146907	STARWOOD/W MAUI RECYCLED WATER	2016	(931,920.00)	(465,960.00)				(1,397,880.00)
146907	STARWOOD/W MAUI RECYCLED WATER	2017	(1,397,880.00)					(1,397,880.00)
146907	STARWOOD/W MAUI RECYCLED WATER	2018	(1,397,880.00)					(1,397,880.00)
146907	STARWOOD/W MAUI RECYCLED WATER	2019	(1,397,880.00)					(1,397,880.00)
				<u>(465,960.00)</u>	<u>0.00</u>	<u>0.00</u>	<u>0.00</u>	
156900	USED MOTOR OIL COLLECTION FY15	2016	14,400.99	(22,450.12)	8,125.00			75.87
156900	USED MOTOR OIL COLLECTION FY15	2017	75.87	(9,236.28)	9,160.41			0.00
				<u>(31,686.40)</u>	<u>17,285.41</u>	<u>0.00</u>	<u>0.00</u>	
156903	ELECTRONIC DEVICE RECYCLING	2016	100,000.00					100,000.00
156903	ELECTRONIC DEVICE RECYCLING	2017	100,000.00	(100,000.40)	.40			0.00
				<u>(100,000.40)</u>	<u>0.40</u>	<u>0.00</u>	<u>0.00</u>	
156907	GLASS RECOVERY PROGRAM	2016	(37,020.00)					(37,020.00)
156907	GLASS RECOVERY PROGRAM	2017	(37,020.00)	(4,877.59)	41,897.59			(0.00)
				<u>(4,877.59)</u>	<u>41,897.59</u>	<u>0.00</u>	<u>0.00</u>	
166709	ADVANCE GLASS DISPOSAL FEE	2016			55,333.32			55,333.32
166709	ADVANCE GLASS DISPOSAL FEE	2017	55,333.32	(83,000.00)	27,666.68			0.00
				<u>(83,000.00)</u>	<u>83,000.00</u>	<u>0.00</u>	<u>0.00</u>	
166710	ELECTRONIC DEVICE RECYCLING	2016			50,000.00			50,000.00
166710	ELECTRONIC DEVICE RECYCLING	2017	50,000.00	(49,417.55)	(582.45)			(0.00)

County of Maui

Environmental Management


Grant Revenues & Expenditures Quarterly Report - by Index and Fiscal Year as of 12/31/2018

Index	Index Title	FY	Beginning Fund Balance	Revenue	Expenditures	Transfers In	Transfers Out	Ending Fund Balance
				(49,417.55)	49,417.55	0.00	0.00	
176907	GLASS RECOVERY PROGRAM	2017			99,100.00			99,100.00
176907	GLASS RECOVERY PROGRAM	2018	99,100.00	(99,100.00)				0.00
				(99,100.00)	99,100.00	0.00	0.00	
186907	GLASS RECOVERY PROGRAM	2018			109,390.00			109,390.00
186907	GLASS RECOVERY PROGRAM	2019	109,390.00		(109,390.00)			0.00
				0.00	0.00	0.00	0.00	
Grand Total				(857,850.94)	290,700.38	0.00	0.00	



III. Expenditures

III.A. Operations by Activity



County of Maui
Statement of Appropriations and Expenditures
Operations by Activity
Fiscal Year Ending 6/30/19 - as of 12/31/2018

Activity * Program ** Fund *** Department	Prior Year Encumbrance 6/30/2016	Amended Annual Estimate	Year to Date Expended	Current Encumbrance 12/31/2018	Balance Available	% of Budget Available
County Council						
01000 Council services	421,601	6,517,583	2,352,226	500,102	4,086,858	62.7 %
010 * COUNCIL SERVICES PROGRAM	421,601	6,517,583	2,352,226	500,102	4,086,858	62.7 %
01300 COUNTY AUDITOR PROGRAM	255,588	1,295,734	421,303	337,602	792,417	61.2 %
013 * COUNTY AUDITOR PROGRAM	255,588	1,295,734	421,303	337,602	792,417	61.2 %
Fund ** GENERAL FUND	677,189	7,813,317	2,773,529	837,704	4,879,275	62.4 %
Dept *** County Council	677,189	7,813,317	2,773,529	837,704	4,879,275	62.4 %
County Clerk						
02000 County clerk	106,316	1,925,072	796,616	105,641	1,129,131	58.7 %
020 * COUNTY CLERK PROGRAM	106,316	1,925,072	796,616	105,641	1,129,131	58.7 %
Fund ** GENERAL FUND	106,316	1,925,072	796,616	105,641	1,129,131	58.7 %
Dept *** County Clerk	106,316	1,925,072	796,616	105,641	1,129,131	58.7 %
Office of the Mayor						
03000 Office of mayor administration	1,666	1,562,580	675,410	1,867	886,972	56.8 %
04153 Committee on Status of Women		5,450	447		5,003	91.8 %
030 * OFFICE OF MAYOR ADMIN PROGRAM	1,666	1,568,030	675,857	1,867	891,975	56.9 %
04000 Economic development	4,296	1,161,796	589,606	54,013	522,472	45.0 %
04001 Molokai economic dev & cultura	112,885	140,000	88,054	100,447	64,384	46.0 %
04009 Agriculture promotion	110,283	165,000	67,874	200,946	6,463	3.9 %
04011 Film industry promotions	2,500		2,500			-
04013 Maui county farm bureau	122,447	305,000	63,045	364,402		0.0 %
04014 Maui economic development boar	80,000	810,000	202,500	687,500		0.0 %
04015 Maui visitors bureau		3,700,000	2,000,000	1,700,000		0.0 %
04017 Small business/high tech promo	7,480	50,000	10	42,980	14,490	29.0 %
04030 Maui arts & cultural center		318,000		318,000		0.0 %

County of Maui
Statement of Appropriations and Expenditures
Operations by Activity
Fiscal Year Ending 6/30/19 - as of 12/31/2018

Activity	Prior Year	Amended	Year	Current	Balance	% of
* Program ** Fund *** Department	Encumbrance	Annual	to Date	Encumbrance	Available	Budget
	6/30/2016	Estimate	Expended	12/31/2018		Available
04037 Business research library	31,895	70,000	12,962	88,933		0.0 %
04039 Hui o waa kaulua		25,000		25,000		0.0 %
04054 Environmental protection	894,561	1,416,000	511,122	766,746	1,032,692	72.9 %
04057 East Maui econ dev/cultural	59,304	140,000	10,666	152,700	35,939	25.7 %
04066 UH tropical ag/human resources	70,011	75,000		145,011		0.0 %
04068 MEO bus dev cp microenterprise	26,500	265,000	91,250	200,250		0.0 %
04070 Maui nui botanical gardens		150,000		150,000		0.0 %
04079 Maui Arts&Cult Capital	934,258	600,000	366,175	1,168,083		0.0 %
04081 Grnt-Maui comm theater-lao imp	37,617	53,045	20,258	70,404		0.0 %
04082 Maui soil/water conservation		148,000	74,000	74,000		0.0 %
04083 Soil/water conservation-Moloka	2,200	30,000		32,200		0.0 %
04092 CULTURAL & ARTS PROGRAM	6,218			6,218		-
04093 Molokai Livestock Cooperative	3,005	10,000		13,006		0.0 %
04094 Academy of Hospitality & Touri	8,218			8,218		-
04106 Ke Ao I Ka Makani Ho'eha'ili	17,570		5,570	12,000		-
04108 KA 'OHANA O KALAUPAPA		25,000			25,000	100.0 %
04113 Ka Ipu Kukui fellows leadrshp		25,000		25,000		0.0 %
04117 Renewable energy programs	61,133	150,000	53,687	29,500	127,946	85.3 %
04118 Grnts Friends of Maui H School	25,616	65,000	19,309	71,308		0.0 %
04122 4-H UPCOUNTRY FAIR		35,000		35,000		0.0 %
04124 HANA ARTS	20,000		20,000			-
04125 Maui Eco Dev Brd-Maui HS prg m	25,849	45,000	8,637	62,212		0.0 %
04126 COQUI FROG ERADICATION PRJ	584,943	750,000	156,928	1,178,015		0.0 %
04130 HAI-MAK-PAI ECO DEVT&CULTURAL	55,232	140,000	47,848	142,385	5,000	3.6 %
04135 Ma Ka Hana Ka Ike-OED		95,000		95,000		0.0 %
04138 SMAui economic dev & cultura	43,367	90,000	32,200	56,166	45,000	50.0 %
04139 Festivals of aloha		100,000	60,780	39,220		0.0 %
04140 WMaui economic dev & cultura	3,056	140,000	27,556	84,000	31,500	22.5 %
04142 CMaui economic dev & cultura	19,748		3,600	16,148		-

County of Maui
Statement of Appropriations and Expenditures
Operations by Activity
Fiscal Year Ending 6/30/19 - as of 12/31/2018

Activity	Prior Year	Amended	Year	Current	Balance	% of
* Program ** Fund *** Department	Encumbrance	Annual	to Date	Encumbrance	Available	Budget
	6/30/2016	Estimate	Expended	12/31/2018		Available
04144 250TH CELEB OF QUEEN KAAHUMANU	46,849		10,155	36,693		-
04145 Lanai eco dev & cultural prgs	118,979	105,000	65,706	146,805	11,468	10.9 %
04148 SISTER CITY PROGRAM	19,769	15,000	4,769	15,000	15,000	100.0 %
04149 WAILUKU FIRST FRIDAY EVENTS	4,276	25,000	4,125	25,151		0.0 %
04151 Maui Film Festival	25,000	25,000	25,000	25,000		0.0 %
04152 Lahaina Boat Day	8,200	25,000	5,320	27,880		0.0 %
04154 Made in maui county festival		100,000		100,000		0.0 %
04158 ALOHA FIRST		25,000			25,000	100.0 %
04159 LIVING PONO PROJECT		25,000		25,000		0.0 %
04160 HINA ORGANIC		20,000			20,000	100.0 %
04161 WAIMOKU RESTORATION OF 'AUWAI		10,000			10,000	100.0 %
04162 TOWN PARTY MARKETING		10,000	5,812	4,188		0.0 %
04163 KAHULUI ECO DEVT & CULT PRG		40,000	2,135	34,000	3,865	9.7 %
04164 BARRIO FIESTA		20,000			20,000	100.0 %
04165 MAUI FIL-AM FOUNDATION		30,000			30,000	100.0 %
04166 WHALE DAY FESTIVAL & PARADE		25,000			25,000	100.0 %
04167 FOURTH FRIDAY EVENTS		25,000		25,000		0.0 %
04168 QUEEN KEOPULANI CELEBRATION		75,000			75,000	100.0 %
04169 MAUI NUI HALAU		300,000		300,000		0.0 %
04170 MAUI ECO DEV BRD HEALTHCARE		50,000	7,669	42,331		0.0 %
04171 MAUI HISTORICAL SOCIETY		25,000		25,000		0.0 %
04172 VISITOR EDUCATION		200,000	10,000	190,000		0.0 %
04173 MOLOKAI & LANAI AGRI PRODUCTN		100,000	50,000	50,000		0.0 %
04174 PUK-KULA-ULU ECO DEV&CULT PRG		140,000	142	95,000	44,858	32.0 %
32169 Arts education/innovative prg		424,360		424,360		0.0 %
040 * MAYOR ADMIN ECONOMIC DEV PRGMS	3,593,265	13,131,201	4,726,970	9,806,419	2,191,077	16.7 %
12300 BUDGET		429,689	197,228		232,461	54.1 %
123 * BUDGET PROGRAM	0	429,689	197,228	0	232,461	54.1 %

County of Maui
Statement of Appropriations and Expenditures
Operations by Activity
Fiscal Year Ending 6/30/19 - as of 12/31/2018

Activity * Program ** Fund *** Department	Prior Year Encumbrance 6/30/2016	Amended Annual Estimate	Year to Date Expended	Current Encumbrance 12/31/2018	Balance Available	% of Budget Available
Fund ** GENERAL FUND	3,594,931	15,128,920	5,600,055	9,808,286	3,315,513	21.9 %
Dept *** Office of the Mayor	<u>3,594,931</u>	<u>15,128,920</u>	<u>5,600,055</u>	<u>9,808,286</u>	<u>3,315,513</u>	<u>21.9 %</u>
Management						
06000 Management	165,838	1,274,207	478,787	220,618	740,639	58.1 %
06009 MOLOKAI VETERANS CARING	2,791	35,000	3,684	34,107		0.0 %
06010 WEST MAUI VETERANS CLUB	1	5,000		5,001		0.0 %
060 * MANAGEMENT PROGRAM	168,630	1,314,207	482,471	259,726	740,639	56.4 %
06500 Management information systems	3,407,780	11,028,655	4,710,411	4,141,709	5,584,317	50.6 %
065 * MANAGEMENT INFORMATION SYSTEMS	3,407,780	11,028,655	4,710,411	4,141,709	5,584,317	50.6 %
06600 Geographic information systems	5,234			5,234		-
066 * GEOGRAPHIC INFORMATION SYSTEMS	5,234	0	0	5,234	0	--
06700 MAUI REDEVELOPMENT PROGRAM		1,336,763	185,801	199,200	951,762	71.2 %
067 * MAUI REDEVELOPMENT PROGRAM	0	1,336,763	185,801	199,200	951,762	71.2 %
Fund ** GENERAL FUND	3,581,644	13,679,625	5,378,683	4,605,869	7,276,718	53.2 %
Dept *** Management	<u>3,581,644</u>	<u>13,679,625</u>	<u>5,378,683</u>	<u>4,605,869</u>	<u>7,276,718</u>	<u>53.2 %</u>
Corporation Counsel						
07000 Legal services	40,421	4,525,296	1,989,085	156,846	2,419,786	53.5 %
070 * LEGAL SERVICES PROGRAM	40,421	4,525,296	1,989,085	156,846	2,419,786	53.5 %
Fund ** GENERAL FUND	40,421	4,525,296	1,989,085	156,846	2,419,786	53.5 %
Dept *** Corporation Counsel	<u>40,421</u>	<u>4,525,296</u>	<u>1,989,085</u>	<u>156,846</u>	<u>2,419,786</u>	<u>53.5 %</u>
Prosecuting Attorney						
08000 Prosecutors administration	1,412	922,975	419,532	2,176	502,679	54.5 %
080 * PROSECUTORS ADMIN PROGRAM	1,412	922,975	419,532	2,176	502,679	54.5 %

County of Maui
Statement of Appropriations and Expenditures
Operations by Activity
Fiscal Year Ending 6/30/19 - as of 12/31/2018

Activity * Program ** Fund *** Department	Prior Year Encumbrance 6/30/2016	Amended Annual Estimate	Year to Date Expended	Current Encumbrance 12/31/2018	Balance Available	% of Budget Available
09000 General prosecution	19,999	6,113,409	2,737,025	15,306	3,381,079	55.3 %
090 * GENERAL PROSECUTION PROGRAM	19,999	6,113,409	2,737,025	15,306	3,381,079	55.3 %
Fund ** GENERAL FUND	21,411	7,036,384	3,156,557	17,482	3,883,758	55.2 %
Dept *** Prosecuting Attorney	21,411	7,036,384	3,156,557	17,482	3,883,758	55.2 %
Finance						
10000 Finance Administration	20,000	675,866	312,031	3,100	380,734	56.3 %
100 * FINANCE ADMIN PROGRAM	20,000	675,866	312,031	3,100	380,734	56.3 %
11000 Treasury	102,313	1,406,430	523,898	115,269	869,575	61.8 %
110 * TREASURY PROGRAM	102,313	1,406,430	523,898	115,269	869,575	61.8 %
12000 Accounts	138,947	1,530,066	657,980	225,262	785,771	51.4 %
120 * ACCOUNTS PROGRAM	138,947	1,530,066	657,980	225,262	785,771	51.4 %
13000 Purchasing	9,647	474,129	224,832	30,396	228,546	48.2 %
130 * PURCHASING PROGRAM	9,647	474,129	224,832	30,396	228,546	48.2 %
14000 Financial services	1,070,219	7,377,787	2,816,988	1,022,727	4,608,290	62.5 %
14003 CW svc ctr-annual lease costs		570,000	285,289	560	284,151	49.9 %
140 * FINANCIAL SERVICES	1,070,219	7,947,787	3,102,277	1,023,287	4,892,441	61.6 %
17001 Countywide fringe benefits	27,287	96,048,913	37,234,016	35,035	58,807,150	61.2 %
17002 Interfund Fringe Reimbursement		(20,683,536)	(9,868,582)		(10,814,954)	52.3 %
17003 Bond issuance & debt services	65,435	4,460,331	8,952	150,435	4,366,379	97.9 %
17005 Supplemental transfer golf		3,172,170	1,321,738		1,850,433	58.3 %
17009 Insurance & self insurance	282,302	14,245,384	4,236,365	1,171,210	9,120,109	64.0 %
17011 Supplemental transfer EP&S		3,937,382	1,640,576		2,296,806	58.3 %
17012 Open space, natural resources		3,214,857	3,214,857			0.0 %
17013 CW affordable housing fund		6,429,714	6,429,714			0.0 %

County of Maui
Statement of Appropriations and Expenditures
Operations by Activity
Fiscal Year Ending 6/30/19 - as of 12/31/2018

Activity	Prior Year Encumbrance 6/30/2016	Amended Annual Estimate	Year to Date Expended	Current Encumbrance 12/31/2018	Balance Available	% of Budget Available
* Program ** Fund *** Department						
17014 Countywide general costs	1,330	1,592,492	587,367	159,695	846,761	53.2 %
17015 Overhead reimbursement		(19,401,799)	(9,465,813)		(9,935,986)	51.2 %
17016 Transfer to Emergency Fund		6,500,000	6,500,000			0.0 %
17019 Post-Employment Obligations Fd		18,126,930	18,126,930			0.0 %
17021 Dsqalfed Prjcts fr Tax Exempt		7,834,000			7,834,000	100.0 %
170 * COUNTY WIDE COSTS PROGRAM	376,354	125,476,838	59,966,120	1,516,375	64,370,698	51.3 %
Fund ** GENERAL FUND	1,717,480	137,511,116	64,787,138	2,913,689	71,527,765	52.0 %
17003 Bond issuance & debt services		43,160,627	16,710,118		26,450,508	61.3 %
170 * COUNTY WIDE COSTS PROGRAM	0	43,160,627	16,710,118	0	26,450,508	61.3 %
Fund ** DEBT SERVICE FUND	0	43,160,627	16,710,118	0	26,450,508	61.3 %
Dept *** Finance	1,717,480	180,671,743	81,497,256	2,913,689	97,978,273	54.2 %
Personnel Services						
18000 Personnel services	25,182	1,780,093	732,875	107,926	964,473	54.2 %
180 * PERSONNEL SERVICES PROGRAM	25,182	1,780,093	732,875	107,926	964,473	54.2 %
Fund ** GENERAL FUND	25,182	1,780,093	732,875	107,926	964,473	54.2 %
Dept *** Personnel Services	25,182	1,780,093	732,875	107,926	964,473	54.2 %
Planning						
19000 Planning	194,501	6,409,606	2,627,682	408,908	3,567,517	55.7 %
19006 General plan update	56,213		55,291	922		-
19021 Maui redevelopment agency	101,287			101,287		-
19035 UH-Maui Sea Grant	16,159	104,000	16,159	104,000		0.0 %
19063 Cultural resource management		25,000	8,070	16,828	102	0.4 %
190 * PLANNING PROGRAM	368,160	6,538,606	2,707,202	631,945	3,567,619	54.6 %
Fund ** GENERAL FUND	368,160	6,538,606	2,707,202	631,945	3,567,619	54.6 %

County of Maui
Statement of Appropriations and Expenditures
Operations by Activity
Fiscal Year Ending 6/30/19 - as of 12/31/2018

Activity * Program ** Fund *** Department	Prior Year Encumbrance 6/30/2016	Amended Annual Estimate	Year to Date Expended	Current Encumbrance 12/31/2018	Balance Available	% of Budget Available
Dept *** Planning	368,160	6,538,606	2,707,202	631,945	3,567,619	54.6 %
Police						
26000 Police administration	6,692	5,205,504	2,480,821	141,752	2,589,623	49.7 %
260 * POLICE ADMINISTRATION PROGRAM	6,692	5,205,504	2,480,821	141,752	2,589,623	49.7 %
27000 Investigative service	214,986	11,776,138	5,300,575	471,769	6,218,782	52.8 %
270 * INVESTIGATIVE SERVICE PROGRAM	214,986	11,776,138	5,300,575	471,769	6,218,782	52.8 %
28000 Uniformed patrol services	611,593	31,239,906	14,609,911	772,302	16,469,286	52.7 %
280 * UNIFORMED PATROL SERVICES PROG	611,593	31,239,906	14,609,911	772,302	16,469,286	52.7 %
29000 Technical & support services	905,887	10,883,109	4,736,060	803,441	6,249,500	57.4 %
290 * TECHNICAL & SUPPORT SVCS PROG	905,887	10,883,109	4,736,060	803,441	6,249,500	57.4 %
Fund ** GENERAL FUND	1,739,158	59,104,657	27,127,367	2,189,264	31,527,191	53.3 %
Dept *** Police	1,739,158	59,104,657	27,127,367	2,189,264	31,527,191	53.3 %
Fire and Public Safety						
22000 Fire control admin & maint	13,146	2,019,018	832,744	29,402	1,170,019	57.9 %
220 * FIRE CONTROL ADMIN/MAINT PROG	13,146	2,019,018	832,744	29,402	1,170,019	57.9 %
23000 Fire control training	134,919	1,615,678	457,617	391,499	901,481	55.8 %
230 * FIRE CONTROL TRAINING PROGRAM	134,919	1,615,678	457,617	391,499	901,481	55.8 %
24000 Fire rescue operations	121,582	31,327,637	15,876,884	564,889	15,007,449	47.9 %
240 * FIRE RESCUE OPERATIONS PROGRAM	121,582	31,327,637	15,876,884	564,889	15,007,449	47.9 %
25000 Fire prevention	8,904	970,549	319,046	9,505	650,901	67.1 %
250 * FIRE PREVENTION PROGRAM	8,904	970,549	319,046	9,505	650,901	67.1 %
25200 Ocean safety adm/ocean safety	181,968	3,756,449	2,012,399	220,588	1,705,431	45.4 %

County of Maui
Statement of Appropriations and Expenditures
Operations by Activity
Fiscal Year Ending 6/30/19 - as of 12/31/2018

Activity * Program ** Fund *** Department	Prior Year Encumbrance 6/30/2016	Amended Annual Estimate	Year to Date Expended	Current Encumbrance 12/31/2018	Balance Available	% of Budget Available
252 * OCEAN SAFETY PROGRAM	181,968	3,756,449	2,012,399	220,588	1,705,431	45.4 %
Fund ** GENERAL FUND	460,519	39,689,331	19,498,690	1,215,883	19,435,281	49.0 %
Dept *** Fire and Public Safety	<u>460,519</u>	<u>39,689,331</u>	<u>19,498,690</u>	<u>1,215,883</u>	<u>19,435,281</u>	<u>49.0 %</u>
Emergency Management Agency						
21000 Civil defense	24,900	605,983	270,264	27,356	333,264	55.0 %
21003 GRNT AMERICAN RED CROSS		25,000		25,000		0.0 %
210 * CIVIL DEFENSE PROGRAM	24,900	630,983	270,264	52,356	333,264	52.8 %
Fund ** GENERAL FUND	24,900	630,983	270,264	52,356	333,264	52.8 %
Dept *** Emergency Management Agency	<u>24,900</u>	<u>630,983</u>	<u>270,264</u>	<u>52,356</u>	<u>333,264</u>	<u>52.8 %</u>
Liquor Control						
20000 Liquor control general	60,527	2,120,018	821,783	81,688	1,277,075	60.2 %
20002 Liquor admin overhead charges		1,107,732	409,071		698,661	63.1 %
200 * LIQUOR CONTROL GENERAL PROG	60,527	3,227,750	1,230,854	81,688	1,975,736	61.2 %
Fund ** GENERAL FUND	60,527	3,227,750	1,230,854	81,688	1,975,736	61.2 %
Dept *** Liquor Control	<u>60,527</u>	<u>3,227,750</u>	<u>1,230,854</u>	<u>81,688</u>	<u>1,975,736</u>	<u>61.2 %</u>
Housing and Human Concerns						
30000 Housing & human concerns admin	9,807	466,752	211,646	12,337	252,576	54.1 %
300 * HSG & HUMAN CONCERNS ADM PROG	9,807	466,752	211,646	12,337	252,576	54.1 %
31000 Housing	6,771	644,093	252,067	75,236	323,564	50.2 %
31006 Affordable rental housing prg		1,000,000	435,333	539,668	25,000	2.5 %
31007 Hale Mahaolu-Homeownership/hsg		80,000	32,777	47,223		0.0 %
310 * HOUSING PROGRAM	6,771	1,724,093	720,177	662,127	348,564	20.2 %
32000 Human concerns - general	81,765	5,546,750	2,430,559	178,513	3,019,445	54.4 %
32001 Hana Youth Center, Inc		147,041	73,521	73,521		0.0 %

County of Maui
Statement of Appropriations and Expenditures
Operations by Activity
Fiscal Year Ending 6/30/19 - as of 12/31/2018

Activity	Prior Year	Amended	Year	Current	Balance	% of
* Program ** Fund *** Department	Encumbrance	Annual	to Date	Encumbrance	Available	Budget
	6/30/2016	Estimate	Expended	12/31/2018		Available
32011 Women helping women		220,000	110,000	110,000		0.0 %
32012 Early childhood	3,841	195,443	90,522	19,363	89,400	45.7 %
32014 Substance abuse	20,450	500,332	123,450	145,000	252,332	50.4 %
32015 E Malama I Na Keiki preschool		86,335			86,335	100.0 %
32016 Homelessness programs	62,653	1,624,417	509,272	540,381	637,417	39.2 %
32017 Maui adult day care center		358,440	179,220	179,220		0.0 %
32019 MEO Headstart after school		257,295		257,295		0.0 %
32020 MEO headstart summer	18,025	180,250		18,025	180,250	100.0 %
32025 Lanai Youth Center		202,817	101,409	101,409		0.0 %
32029 Kihei Youth Center		276,054	138,027	138,027		0.0 %
32034 Youth	26,847	89,833	47,764	68,916		0.0 %
32036 Maui family support services	8,275	115,000		78,275	45,000	39.1 %
32039 J. Walter Cameron center expsn		239,000			239,000	100.0 %
32040 Big brothers & sisters		138,000	69,000	69,000		0.0 %
32049 Ka lima o Maui		500,000		500,000		0.0 %
32058 Mental health associaiton		65,000	28,006	36,994		0.0 %
32062 Self sufficiency	27,286	95,000	35,885	83,600	2,800	2.9 %
32064 Hana community association		94,887	47,444	47,444		0.0 %
32070 MEO infant toddler care		102,745		102,745		0.0 %
32084 Maui community food bank		400,000	200,000	200,000		0.0 %
32085 Maui arts & performing academy		25,000	12,500	12,500		0.0 %
32088 Hui Malama learning center	67,231	297,616	197,331	167,516		0.0 %
32090 FAM SPT-TEEN VOICES		42,630	21,315	21,315		0.0 %
32093 BOY SCOUTS OF AMERICA		500,000			500,000	100.0 %
32094 Salvation Army		140,000	70,000	70,000		0.0 %
32100 Grant for Molokai Youth Ctr		296,125	148,063	148,063		0.0 %
32102 IMUA FAMILY SERVICES		39,655		39,655		0.0 %
32104 Paia Youth Council, Inc		270,978	203,234	67,745		0.0 %
32106 Boys/Girls Club of Maui, Inc		1,078,255	539,128	539,128		0.0 %

County of Maui
Statement of Appropriations and Expenditures
Operations by Activity
Fiscal Year Ending 6/30/19 - as of 12/31/2018

Activity	Prior Year	Amended	Year	Current	Balance	% of
* Program ** Fund *** Department	Encumbrance	Annual	to Date	Encumbrance	Available	Budget
	6/30/2016	Estimate	Expended	12/31/2018		Available
32109 Maui Farm		247,200	123,600	123,600		0.0 %
32110 YOUTH ALCOHOL EDUC AWARENESS		158,377	37,500	12,500	108,377	68.4 %
32111 Coalition for Drug Free Lanai	4,328	50,000		4,328	50,000	100.0 %
32116 MEO ENLACE HISPANO PROGRAM		100,235	50,118	50,118		0.0 %
32117 Lahaina tutoring project		11,000	2,750	8,250		0.0 %
32119 Volunter ctr project graduation		47,741	23,871	23,871		0.0 %
32120 Ohana Makamae	8,164	103,207	8,164		103,207	100.0 %
32127 National Kidney Foundation/HI	2,500	25,000	2,500	25,000		0.0 %
32130 Lanai women's center		82,610	41,305	41,305		0.0 %
32135 Grnts/Disb-Svcs-Frail/Elderly	243,649	861,739	178,059	340,330	586,999	68.1 %
32138 BOYS/GIRLS CLUB PAUKUKALO	75,000			75,000		-
32142 MEO UNDERAGE DRINKING		51,250	25,625	25,625		0.0 %
32146 MEO Planning&Coordinating		82,925	41,463	41,463		0.0 %
32149 Grnt-Best Buddies prgrm		85,000	42,500	42,500		0.0 %
32150 MEO B.E.S.T. REINTEGRATION		103,000	51,500	51,500		0.0 %
32152 HALE MAKUA		200,000	100,000	100,000		0.0 %
32156 LANAI YOUTH CTR FACILITY	175,000			175,000		-
32158 Hawaiian Kamalii Inc.		18,672		18,672		0.0 %
32159 MEO youth services		206,785	103,393	103,393		0.0 %
32162 FEED MY SHEEP		100,000	48,000	52,000		0.0 %
32163 Hale mahaolu personal care prg		103,000		103,000		0.0 %
32167 Special Olympics Hawaii grnts		35,000	8,750	26,250		0.0 %
32171 MENTAL HEALTH KOKUA	10,000	125,000	10,000		125,000	100.0 %
32176 Partners in devlp fndt		40,000			40,000	100.0 %
32179 Food, shelter & safty grants	6,256	888,637	371,366	399,675	123,853	13.9 %
32182 MOLOKAI CHILD ABUSE PREVENTION		95,000			95,000	100.0 %
32183 ASST PRG FOR MYCOGEN DISPLD WR		200,000	100,000	100,000		0.0 %
32184 HO'OULU NA KAMALII		117,000	58,500	58,500		0.0 %
320 * HUMAN CONCERNS PROGRAM	841,270	18,263,276	6,804,614	6,015,530	6,284,415	34.4 %

County of Maui
Statement of Appropriations and Expenditures
Operations by Activity
Fiscal Year Ending 6/30/19 - as of 12/31/2018

Activity	Prior Year Encumbrance 6/30/2016	Amended Annual Estimate	Year to Date Expended	Current Encumbrance 12/31/2018	Balance Available	% of Budget Available
* Program ** Fund *** Department						
33000 Animal management		100,000	50,000	50,000		0.0 %
33003 Animal Sheltering Program		994,353	497,177	497,177		0.0 %
33006 ANIMAL ENFORCEMENT PROGRAM		654,743	364,289	290,454		0.0 %
33010 Grant 2 Molokai Humane Society	126,629	137,634	126,629		137,634	100.0 %
330 * ANIMAL MANAGMENT PROGRAM	126,629	1,886,730	1,038,095	837,631	137,634	7.3 %
Fund ** GENERAL FUND	984,477	22,340,851	8,774,532	7,527,625	7,023,189	31.4 %
Dept *** Housing and Human Concerns	984,477	22,340,851	8,774,532	7,527,625	7,023,189	31.4 %
Parks and Recreation						
34000 Parks & recreation administrat	49,642	2,269,168	883,875	45,398	1,389,539	61.2 %
34002 MCCC workline	28,949	117,000	28,949	117,000		0.0 %
34012 Lahaina restoration foundation		223,600	63,904	159,696		0.0 %
34016 Lahaina Rtrn Capital	53,317		53,317			-
34019 Tom Morrow Equestrian Arena	10,869			10,869		-
34022 MAUI INLINE HOCKEY ASSOCIATION		150,000			150,000	100.0 %
34023 MALAMA HAMAKUA MAUI, INC		50,000			50,000	100.0 %
34024 LO'ILOA FOR HAWAIIAN HALE		150,000			150,000	100.0 %
34025 BAHAY KUBO FOR FILIPINO HUT		20,000			20,000	100.0 %
340 * PARKS & REC ADMIN PROG	142,777	2,979,768	1,030,045	332,963	1,759,539	59.0 %
35000 Park maintenance	130,140		15,579	114,560		-
350 * PARK MAINTENANCE PROGRAM	130,140	0	15,579	114,560	0	--
35300 PARKS PROGRAM	1,045,490	6,392,422	2,634,356	902,402	3,901,147	61.0 %
353 * PARKS PROGRAM	1,045,490	6,392,422	2,634,356	902,402	3,901,147	61.0 %
36000 Planning & development	17,027		14,427	2,600		-
360 * PLANNING & DEVELOPMENT PROGRAM	17,027	0	14,427	2,600	0	--
37000 Recreation & support services	402,025	22,735,093	9,940,352	1,748,347	11,448,425	50.4 %

County of Maui
Statement of Appropriations and Expenditures
Operations by Activity
Fiscal Year Ending 6/30/19 - as of 12/31/2018

Activity * Program ** Fund *** Department	Prior Year Encumbrance 6/30/2016	Amended Annual Estimate	Year to Date Expended	Current Encumbrance 12/31/2018	Balance Available	% of Budget Available
370 * RECREATION & SUPPORT SVCS PROG	402,025	22,735,093	9,940,352	1,748,347	11,448,425	50.4 %
38000 PALS	6,000			6,000		-
380 * PALS PROGRAM	6,000	0	0	6,000	0	--
40000 Aquatics	4,641			4,641		-
400 * AQUATICS PROGRAM	4,641	0	0	4,641	0	--
Fund ** GENERAL FUND	1,748,100	32,107,283	13,634,759	3,111,513	17,109,111	53.3 %
34020 Lahaina restoration Park Asses	389,835			389,835		-
340 * PARKS & REC ADMIN PROG	389,835	0	0	389,835	0	--
Fund ** SPECIAL REVENUE FUND	389,835	0	0	389,835	0	--
42000 Waiehu golf course	224,972	2,192,804	783,568	450,673	1,183,535	54.0 %
42002 Waiehu golf ERS & FICA		313,117	109,488		203,629	65.0 %
42003 Waiehu golf health fund		187,972	76,829		111,143	59.1 %
42004 Waiehu golf admin overhead		895,321	365,938		529,383	59.1 %
42005 Waiehu golf debt service		230,462	115,231		115,231	50.0 %
42007 Golf contribution to OPEB		95,416	47,708		47,708	50.0 %
420 * WAIEHU GOLF COURSE PROGRAM	224,972	3,915,092	1,498,762	450,673	2,190,629	56.0 %
Fund ** ENTERPRISE FUND	224,972	3,915,092	1,498,762	450,673	2,190,629	56.0 %
Dept *** Parks and Recreation	2,362,907	36,022,375	15,133,521	3,952,021	19,299,740	53.6 %
Public Works						
43000 Public works administration	5,176	620,924	279,385	5,176	341,540	55.0 %
430 * PUBLIC WORKS ADMIN PROGRAM	5,176	620,924	279,385	5,176	341,540	55.0 %
44000 Engineering	425,215	4,597,965	1,681,328	523,028	2,818,824	61.3 %
440 * ENGINEERING PROGRAM	425,215	4,597,965	1,681,328	523,028	2,818,824	61.3 %

County of Maui
Statement of Appropriations and Expenditures
Operations by Activity
Fiscal Year Ending 6/30/19 - as of 12/31/2018

Activity * Program ** Fund *** Department	Prior Year Encumbrance 6/30/2016	Amended Annual Estimate	Year to Date Expended	Current Encumbrance 12/31/2018	Balance Available	% of Budget Available
45000 Special maintenance	265,234	4,295,767	1,703,161	547,153	2,310,690	53.8 %
450 * SPECIAL MAINTENANCE PROGRAM	265,234	4,295,767	1,703,161	547,153	2,310,690	53.8 %
46000 Development services admin	9,573	2,502,836	1,157,190	5,292	1,349,927	53.9 %
460 * DEVELOPMENT SERVICES ADMINSTRN	9,573	2,502,836	1,157,190	5,292	1,349,927	53.9 %
Fund ** GENERAL FUND	705,198	12,017,492	4,821,064	1,080,649	6,820,981	56.8 %
50000 Highway administration	6,338	705,970	315,002		397,305	56.3 %
50002 Highway ERS & FICA		2,242,864	951,949		1,290,915	57.6 %
50003 Highway health fund		1,338,547	669,768		668,779	50.0 %
50004 Highway debt service		6,012,168	3,006,084		3,006,084	50.0 %
50005 Highway admin overhead		5,111,495	2,480,326		2,631,169	51.5 %
50006 Supplemental trfs bikeway fund		78,267	32,611		45,656	58.3 %
50007 Supplemental trfs general fund		1,063,134	442,973		620,162	58.3 %
50011 Highways contribution to OPEB		679,458	339,729		339,729	50.0 %
500 * HIGHWAY ADMINISTRATION PROGRAM	6,338	17,231,903	8,238,442	0	8,999,799	52.2 %
51000 Road/bridge/drain maintenance	2,454,444	15,102,059	5,183,517	3,172,150	9,200,836	60.9 %
510 * ROAD/BRIDGE/DRAIN MAINT PROG	2,454,444	15,102,059	5,183,517	3,172,150	9,200,836	60.9 %
52000 Traffic signs & marking	128,563	1,851,427	594,937	363,413	1,021,641	55.2 %
520 * TRAFFIC SIGNS/MARKING PROGRAM	128,563	1,851,427	594,937	363,413	1,021,641	55.2 %
Fund ** SPECIAL REVENUE FUND	2,589,345	34,185,389	14,016,896	3,535,563	19,222,276	56.2 %
Dept *** Public Works	3,294,543	46,202,881	18,837,960	4,616,212	26,043,257	56.4 %
Transportation						
65000 TRANSPORTATION ADMIN/GEN FUND	528,944	1,167,472	319,065	988,794	388,558	33.3 %
65007 QUEEN KAAHUMANU SHOPPING CTR		175,000			175,000	100.0 %
650 * TRANSPORTATION	528,944	1,342,472	319,065	988,794	563,558	42.0 %

County of Maui
Statement of Appropriations and Expenditures
Operations by Activity
Fiscal Year Ending 6/30/19 - as of 12/31/2018

Activity * Program ** Fund *** Department	Prior Year Encumbrance 6/30/2016	Amended Annual Estimate	Year to Date Expended	Current Encumbrance 12/31/2018	Balance Available	% of Budget Available
65301 HUMAN SVC TRANS/GEN FUND		6,380,515	3,190,258	3,190,258		0.0 %
653 * HUMAN SERVICE TRANSPORTN PRG	0	6,380,515	3,190,258	3,190,258	0	0.0 %
65900 AIR AMBULANCE PRG/GEN FUND		672,215	672,215			0.0 %
659 * AIR AMBULANCE PROGRAM	0	672,215	672,215	0	0	0.0 %
Fund ** GENERAL FUND	528,944	8,395,202	4,181,538	4,179,052	563,558	6.7 %
65001 TRANSPORTATION ADMIN/HWY FUND	490,687	802,500	77,864	475,323	740,000	92.2 %
125 * ADMINISTRATION PROGRAM	490,687	802,500	77,864	475,323	740,000	92.2 %
65039 PUBLIC TRANSIT/HIGHWAY FUND	37,554	12,565,030	6,250,450	6,281,911	70,225	0.6 %
655 * PUBLIC TRANSIT PROGRAM	37,554	12,565,030	6,250,450	6,281,911	70,225	0.6 %
Fund ** SPECIAL REVENUE FUND	528,241	13,367,530	6,328,314	6,757,234	810,225	6.1 %
Dept *** Transportation	1,057,185	21,762,732	10,509,852	10,936,286	1,373,783	6.3 %
Environmental Management						
54000 Environmental mgt administratn	15,718	628,726	290,700	49,988	303,756	48.3 %
540 * ENVIRONMENTAL MGT ADMIN PRGRAM	15,718	628,726	290,700	49,988	303,756	48.3 %
Fund ** GENERAL FUND	15,718	628,726	290,700	49,988	303,756	48.3 %
54219 EP & S SOLID WASTE ALTERNATIVE	881,179		327,480	346,301	207,396	-
542 * ENV PROTECTION & SUBSTAINABILI	881,179	0	327,480	346,301	207,396	- -
54500 ENVIRONMENTAL P&S		7,248,532	3,201,861	3,666,129	380,544	5.2 %
54501 EP&S CONTRIB ERS/FICA		96,165	25,621		70,544	73.4 %
54502 EP&S CONTRIB EUTF		55,370	34,965		20,405	36.9 %
54503 EP&S ADMIN/OVERHEAD		222,674	82,244		140,430	63.1 %
54504 EP&S OPEB CONTRIBUTION		28,107	14,054		14,054	50.0 %
54510 MALAMA MAUI NUI		155,500	77,500	77,500	500	0.3 %
54511 GO GREEN W. MAUI RECYLING		57,310	28,655	28,655		0.0 %


County of Maui
Statement of Appropriations and Expenditures
Operations by Activity
Fiscal Year Ending 6/30/19 - as of 12/31/2018

Activity * Program ** Fund *** Department	Prior Year Encumbrance 6/30/2016	Amended Annual Estimate	Year to Date Expended	Current Encumbrance 12/31/2018	Balance Available	% of Budget Available
54512 COMMUNITY WORK DAY		216,000	108,000	108,000		0.0 %
545 * ENVIRONMENTAL PROTECT&SUBSTAIN	0	8,079,658	3,572,900	3,880,284	626,477	7.8 %
55000 Wastewater administration	66,007	2,741,254	1,230,068	168,096	1,409,099	51.4 %
55002 Wastewater ERS & FICA		2,288,401	995,982		1,292,419	56.5 %
55003 Wastewater health fund		1,373,787	699,091		674,696	49.1 %
55004 Wastewater debt service		9,174,453	4,587,227		4,587,227	50.0 %
55005 Wastewater admin overhead		5,364,490	2,729,873		2,634,617	49.1 %
55008 Wastewater contributn to OPEB		697,346	348,673		348,673	50.0 %
55010 CW SEWER CI RESERVE FUND		2,787,458	2,787,458			0.0 %
550 * WASTEWATER ADMIN PROGRAM	66,007	24,427,189	13,378,372	168,096	10,946,731	44.8 %
56000 Wastewater reclamation	1,474,936	22,634,790	8,599,512	1,997,529	13,512,684	59.7 %
560 * WASTEWATER RECLAMATION PROGRAM	1,474,936	22,634,790	8,599,512	1,997,529	13,512,684	59.7 %
60000 Solid waste administration	4,944	1,316,564	557,291	108,193	656,025	49.8 %
60002 Solid waste ERS & FICA		1,848,961	796,317		1,052,644	56.9 %
60003 Solid waste health fund		1,108,612	556,815		551,797	49.8 %
60004 Solid waste debt service		4,531,920	2,265,960		2,265,960	50.0 %
60005 Solid waste admin overhead		3,697,383	1,845,660		1,851,723	50.1 %
60007 Solidwaste contributn to OPEB		562,741	281,370		281,371	50.0 %
600 * SOLID WASTE ADMINISTRATION	4,944	13,066,181	6,303,413	108,193	6,659,520	51.0 %
60200 Solidwaste operations	498,120	13,979,471	5,393,766	3,463,265	5,620,554	40.2 %
602 * SOLIDWASTE OPERATIONS	498,120	13,979,471	5,393,766	3,463,265	5,620,554	40.2 %
Fund ** SPECIAL REVENUE FUND	2,925,186	82,187,289	37,575,443	9,963,668	37,573,362	45.7 %
Dept *** Environmental Management	2,940,904	82,816,015	37,866,143	10,013,656	37,877,118	45.7 %
Water Supply						
70001 Water Administration	1,002,875	8,531,561	3,624,367	1,242,457	4,667,616	54.7 %

County of Maui
Statement of Appropriations and Expenditures
Operations by Activity
Fiscal Year Ending 6/30/19 - as of 12/31/2018

Activity	Prior Year	Amended	Year	Current	Balance	% of
* Program ** Fund *** Department	Encumbrance	Annual	to Date	Encumbrance	Available	Budget
	6/30/2016	Estimate	Expended	12/31/2018		Available
70004 Leeward Haleakala Forest Restn	198,000	190,000	38,205	159,795	190,000	100.0 %
70006 West Maui Partnershp-UH watrsd	350,000	450,000	149,641	200,359	450,000	100.0 %
70007 East Molokai Watershed Partner	225,361	250,000	112,548	112,813	250,000	100.0 %
70009 Miconia Containment & Removal	250,000	500,000	112,109	137,891	500,000	100.0 %
70010 East Maui Watershed Protection	482,753	550,000	245,522	237,231	550,000	100.0 %
70030 CW WATERSHED PROTECTION	20,334	200,000		20,334	200,000	100.0 %
70031 Puu Kukui Watershed Preserve	303,049	285,000	39,908	263,141	285,000	100.0 %
70032 HONOKOWAI/WAHIKULI WATERSHED	75,000	75,000	17,977	57,023	75,000	100.0 %
70033 UPCOUNTRY WATER EXP CI RESERVE		3,882,146	3,882,146			0.0 %
70036 Auwahi forest restoration proj	37,000	60,000	16,118	20,882	60,000	100.0 %
70037 Hawaii agriculture research ct	48,275	56,500	9,537	38,739	56,500	100.0 %
700 * WATER ADMINISTRATION PROGRAM	2,992,647	15,030,207	8,248,078	2,490,665	7,284,116	48.5 %
70701 Water Debt Service Expenses		5,869,028	(1,753,115)		7,622,144	129.9 %
70702 Water Insurance Expenses		475,000			475,000	100.0 %
70703 Water Overhead Charges		2,949,101	1,474,551		1,474,550	50.0 %
70704 Water Employee Fringe Benefits		6,615,380	3,178,280		3,437,100	52.0 %
70705 Water Refund for Mainline Exp		500,000			500,000	100.0 %
70707 Water Department Wide Expense		1,097,832	751,251		346,581	31.6 %
707 * WATER DEPARTMENT WIDE EXPENSES	0	17,506,341	3,650,967	0	13,855,375	79.1 %
70901 Water Field Operations	1,555,342	30,695,912	13,012,401	1,087,909	18,150,935	59.1 %
709 * WATER OPERATIONS PROGRAM	1,555,342	30,695,912	13,012,401	1,087,909	18,150,935	59.1 %
Fund ** UTILITY ENTERPRISE FUND	4,547,989	63,232,460	24,911,446	3,578,574	39,290,426	62.1 %
Dept *** Water Supply	4,547,989	63,232,460	24,911,446	3,578,574	39,290,426	62.1 %
COUNTY AUDITOR						
Grand Total	27,605,843	614,129,091	268,792,487	63,348,953	309,593,531	50.4 %

III. Expenditures



County of Maui
Statement of Appropriations and Expenditures
Grant Programs
Fiscal Year Ending 6/30/2019 - as of 12/31/2018

Index		Prior Year	Amended	Year	Current	Balance	% of	
* Program	** Fund	*** Department	Encumbrance / Carryover	Budget / Lapses	to Date Expended	Encumbrance 12/31/2018	Available	Budget Available
Office of the Mayor								
186037	2016 HAWAII SEVERE STORMS		743,477				743,477	100.0 %
030	* OFFICE OF MAYOR ADMIN PROGRAM		743,477	0	0	0	743,477	100.0 %
176810	WIOA YOUTH ACTIVITIES		29,141		(3,004)	20,537	11,608	39.8 %
176816	HTA COUNTY PRODUCT ENRICHMENT		45,498		9,283		36,215	79.6 %
176817	WIOA ADULT PROGRAM		37,641				37,641	100.0 %
176818	WIOA ADMIN PY2016		132				132	100.0 %
176821	WIOA DISLOCATED WORKER		10,029				10,029	100.0 %
186785	HAWAII ST COMM/STATUS WOMEN		1,399		1,323		76	5.4 %
186810	WIOA YOUTH ACTIVITIES		177,408		39,899	95,595	41,913	23.6 %
186817	WIOA ADULT PROGRAM		137,613		52,531	45,194	39,888	29.0 %
186818	WIOA ADMIN PY2017		33,920		28,268		5,652	16.7 %
186821	WIOA DISLOCATED WORKER		120,087		53,748	28,843	37,496	31.2 %
196812	WIOA YOUTH ACTIVITIES			172,421			172,421	100.0 %
196817	WIOA ADULT PROGRAM			154,302			154,302	100.0 %
196818	WIOA ADMIN PY2018			54,835			54,835	100.0 %
196821	WIOA DISLOCATED WORKER			166,813			166,813	100.0 %
032	* MAYORS OFFICE STATE GRANTS		592,868	548,371	182,048	190,169	769,021	67.4 %
116030	CDBG PROGRAM ADMIN FY2011		1,522				1,522	100.0 %
146327	KHAKO RENEWAL PRJ PH-II			20,497		20,497		0.0 %
146347	KHAKO RENEWAL PRJ PH-1		20,497	(20,497)				-
156346	CDBG PROGRAM ADMIN FY15		232				232	100.0 %
166813	LCHC NEW FACILITY		45,730	(45,730)				-
166821	CAMERON CTR REHAB & IMPRVTS		120,066			122,620	(2,554)	(2.1)%
166823	KHAKO RENEWAL PRJ PH II			45,730		45,730		0.0 %
166827	REHABILITATION OF MFSS BLDG		199,000		199,000			0.0 %
176803	MEO MOLOKAI SHUTTLE SVC BUS B		10,164				10,164	100.0 %
176808	LAHAINA SURF PRESERVATION		18,745				18,745	100.0 %
176811	THE MAUI FARM REHABILITATION		45,334				45,334	100.0 %
176812	KHAKO STAIRCASE SAFETY		126,314	(83,773)			42,541	100.0 %
176814	CAMERON CTR REHAB & IMPRVMNT		245,340		207,643	37,697		0.0 %

County of Maui
Statement of Appropriations and Expenditures
Grant Programs
Fiscal Year Ending 6/30/2019 - as of 12/31/2018

Index		Prior Year	Amended	Year	Current		% of	
* Program	** Fund	*** Department	Encumbrance / Carryover	Budget / Lapses	to Date Expended	Encumbrance 12/31/2018	Balance Available	Budget Available
176822				83,773		83,773		0.0 %
186811			296,944		102,049	194,895		0.0 %
186815			14,980		8,546	141	6,293	42.0 %
186822			550,000			550,000		0.0 %
186823			270,465			270,465		0.0 %
186824			252,170		252,170			0.0 %
196803				380,134	182,305	986	196,843	51.8 %
196805				25,000			25,000	100.0 %
196807				530,000			530,000	100.0 %
196809				400,000			400,000	100.0 %
196813				270,000		270,000		0.0 %
196816				212,000		212,000		0.0 %
196828				47,000		47,000		0.0 %
196830				36,535		36,535		0.0 %
035	* HUD - CDBG GRANTS		2,217,503	1,900,669	951,713	1,892,339	1,274,120	30.9 %
Fund	** SPECIAL REVENUE FUND		3,553,848	2,449,040	1,133,761	2,082,508	2,786,618	46.4 %
Dept	*** Office of the Mayor		3,553,848	2,449,040	1,133,761	2,082,508	2,786,618	46.4 %
Prosecuting Attorney								
186871				61,620	41,229		20,391	33.1 %
186872			1,496	137,499	63,570		75,425	54.3 %
081	* PROSECTORS STATE GRANTS		1,496	199,119	104,799	0	95,816	47.8 %
166874			50,000				50,000	100.0 %
166875			2,816				2,816	100.0 %
166876			4,505				4,505	100.0 %
176860			23,803		(20)		23,823	100.1 %
186878			5,612		5,168		444	7.9 %
196835				622,420	197,266	70,000	355,154	57.1 %
196836				40,000	21,837		18,163	45.4 %
196879				55,380	38,837		16,543	29.9 %
082	* PROSECUTORS SH/FEDERAL GRANTS		86,736	717,800	263,088	70,000	471,448	58.6 %

County of Maui
Statement of Appropriations and Expenditures
Grant Programs
Fiscal Year Ending 6/30/2019 - as of 12/31/2018

Index * Program ** Fund *** Department	Prior Year Encumbrance / Carryover	Amended Budget / Lapses	Year to Date Expended	Current Encumbrance 12/31/2018	Balance Available	% of Budget Available
Fund ** SPECIAL REVENUE FUND	88,232	916,919	367,887	70,000	567,264	56.4 %
Dept *** Prosecuting Attorney	<u>88,232</u>	<u>916,919</u>	<u>367,887</u>	<u>70,000</u>	<u>567,264</u>	<u>56.4 %</u>
Finance						
166727 STATE IDENTIFICATION PROGRAM		(445)	(445)			0.0 %
196734 STATE DISABILITY & COMM		11,170	11,220		(50)	(0.4)%
196735 COMML DRIVER'S LICENSE FY19		625,564	259,841		365,723	58.5 %
196736 PERIODIC MTR VEH INSPTN FY19		538,069	209,004		329,065	61.2 %
196739 STATE IDENTIFICATION PRG FY19		227,775	94,288		133,487	58.6 %
196740 STATE MOTOR VEH REGIST FY19		360,470	153,857		206,613	57.3 %
150 * MOTOR VEHICLE/LICENSE PROGRAM	<u>0</u>	<u>1,762,603</u>	<u>727,765</u>	<u>0</u>	<u>1,034,838</u>	<u>58.7 %</u>
Fund ** SPECIAL REVENUE FUND	0	1,762,603	727,765	0	1,034,838	58.7 %
Dept *** Finance	<u>0</u>	<u>1,762,603</u>	<u>727,765</u>	<u>0</u>	<u>1,034,838</u>	<u>58.7 %</u>
Planning						
186801 COASTAL ZONE MANAGEMENT FY18	144,997	(45,000)	99,998		(1)	(0)%
196801 COASTAL ZONE MANAGEMENT FY19		416,975	124,167		292,808	70.2 %
195 * PLANNING -STATE GRANTS	<u>144,997</u>	<u>371,975</u>	<u>224,165</u>	<u>0</u>	<u>292,807</u>	<u>56.6 %</u>
Fund ** SPECIAL REVENUE FUND	144,997	371,975	224,165	0	292,807	56.6 %
Dept *** Planning	<u>144,997</u>	<u>371,975</u>	<u>224,165</u>	<u>0</u>	<u>292,807</u>	<u>56.6 %</u>
Police						
166829 HC&S COMMUNITY INITIATIVE	3,000		2,415	200	385	12.8 %
260 * POLICE ADMINISTRATION PROGRAM	<u>3,000</u>	<u>0</u>	<u>2,415</u>	<u>200</u>	<u>385</u>	<u>12.8 %</u>
196365 FEDERAL JUSTICE FORFEITURE	71,717		55,801		15,916	22.2 %
262 * POLICE FORFEITURES	<u>71,717</u>	<u>0</u>	<u>55,801</u>	<u>0</u>	<u>15,916</u>	<u>22.2 %</u>
176854 FY16 JAG PROGRAM	113,452		4,048	208	109,196	96.2 %
186844 HIGH INTENSITY DRUG TRAFFIC'G	120,242		60,683		59,559	49.5 %
196844 HIGH INTENSITY DRUG TRAFFIC'G		128,840	600		128,240	99.5 %
263 * POLICE FEDERAL GRANTS	<u>233,694</u>	<u>128,840</u>	<u>65,331</u>	<u>208</u>	<u>296,995</u>	<u>81.9 %</u>

County of Maui
Statement of Appropriations and Expenditures
Grant Programs
Fiscal Year Ending 6/30/2019 - as of 12/31/2018

Index * Program ** Fund *** Department	Prior Year Encumbrance / Carryover	Amended Budget / Lapses	Year to Date Expended	Current Encumbrance 12/31/2018	Balance Available	% of Budget Available
136301 STATE E911 WIRELESS COMMISSIO	119,249				119,249	100.0 %
166830 STATE E911 WIRELESS COMMISSION	340,334				340,334	100.0 %
166831 TRAINING GRANTS FY2016	76,530		(12,800)	3,654	85,676	112.0 %
176846 STATE E911 WIRELESS COMMISSION	1,377,208			47,397	1,329,811	96.6 %
176852 PROHIBIT TOBACCO SALES TO M	2,346				2,346	100.0 %
186832 911 EMS DISPATCH COMMUNICATION	6,231		6,231			0.0 %
186834 KALO PROGRAM	13,120		3,462	66	9,593	73.1 %
186835 HO'OHULI PROGRAM	7,894				7,894	100.0 %
186846 STATE E911 WIRELESS COMMISSION	1,825,160		337,908	1,335,249	152,003	8.3 %
196832 911 EMS DISPATCH COMMUNICATION		376,866	221,009		155,857	41.4 %
196834 KALO PROGRAM		89,000	33,708	967	54,326	61.0 %
196846 STATE E911 WIRELESS COMMISSION		1,716,134	1,009,956	295,306	410,872	23.9 %
196852 PROHIBIT TOBACCO SALES TO M		8,000			8,000	100.0 %
264 * POLICE STATE GRANTS	3,768,072	2,190,000	1,599,474	1,682,639	2,675,961	44.9 %
146045 VIOLENCE AGAINST WOMEN ACT	2,113				2,113	100.0 %
166833 DOMESTIC VIOLENCE:STRANGULATIO	991		990		1	0.1 %
166837 MPD TRAFFIC SERVICES	5,922				5,922	100.0 %
166838 MPD TRAFFIC DATA RECORDS	9,751				9,751	100.0 %
166839 MPD SPEED ENFORCEMENT	8,768				8,768	100.0 %
166840 MPD ROADBLOCK PROGRAM	47,870				47,870	100.0 %
166841 DISTRACTED DRIVING ENFORCEMENT	3,459				3,459	100.0 %
166843 MPD SEAT BELT PROGRAM	82,258				82,258	100.0 %
166845 MPD CHILD RESTRAINT PRG	48,428				48,428	100.0 %
166847 HAWAII NARCOTICS TASK FORCE	162				162	100.0 %
166848 SW MARIJUANA ERADICATION	1,085				1,085	100.0 %
166849 BODY WORN CAMERA IMPL PRJ	48				48	100.0 %
176837 MPD TRAFFIC SERVICES	22,549				22,549	100.0 %
176838 MPD TRAFFIC DATA RECORDS	4,073		(21,799)		25,872	635.2 %
176839 MPD SPEED ENFORCEMENT	7,774				7,774	100.0 %
176840 MPD ROADBLOCK PROGRAM	101,405				101,405	100.0 %
176841 DISTRACTED DRIVING ENFORCEMENT	29,595				29,595	100.0 %

County of Maui
Statement of Appropriations and Expenditures
Grant Programs
Fiscal Year Ending 6/30/2019 - as of 12/31/2018

Index		Prior Year	Amended	Year	Current	Balance	% of	
* Program	** Fund	*** Department	Encumbrance / Carryover	Budget / Lapses	to Date Expended	Encumbrance 12/31/2018	Available	Budget Available
176842		HAWAII NARCOTICS TASK FORCE	1,331		1,331			0.0 %
176843		MPD SEAT BELT PROGRAM	77,531				77,531	100.0 %
176845		MPD CHILD RESTRAINT PRG	48,405		125		48,280	99.7 %
176848		SW MARIJUANA ERADICATION	19		19			0.0 %
186833		DOM VIOLENCE:STALKING/HOMICIDE	31,767		29,438	999	1,331	4.2 %
186836		MPD SPEED EQUIPMENT	28,651		21,389		7,262	25.3 %
186837		MPD TRAFFIC SERVICES	55,581		17,197		38,384	69.1 %
186838		MPD TRAFFIC DATA RECORDS	57,557		48,914		8,643	15.0 %
186839		MPD SPEED ENFORCEMENT	107,159		79,039		28,120	26.2 %
186841		DISTRACTED DRIVING ENFORCEMENT	10,604		8,641		1,963	18.5 %
186842		MPD ROADBLOCK PROGRAM	175,441		117,886		57,555	32.8 %
186843		MPD SEAT BELT PROGRAM	53,703		17,135		36,568	68.1 %
186845		MPD CHILD RESTRAINT PRG	46,541		8,885		37,656	80.9 %
186848		SW MULTI JURISDICTIONAL DRUG	44,605		33,475	10,195	935	2.1 %
186857		POSITIVE OUTREACH INTERVENTION	75,862		28,911	145	46,806	61.7 %
196833		VIOLENCE AGAINST WOMEN Grant		55,380	15,542	4,999	34,839	62.9 %
196837		MPD TRAFFIC SERVICES		105,300	3,740		101,560	96.4 %
196838		MPD TRAFFIC DATA RECORDS		134,080	34,272		99,808	74.4 %
196839		MPD SPEED ENFORCEMENT		163,445			163,445	100.0 %
196841		DISTRACTED DRIVING ENFORCEMENT		78,149			78,149	100.0 %
196842		MPD ROADBLOCK PROGRAM		452,625			452,625	100.0 %
196843		MPD SEATBELT ENFORCEMENT		100,766	40		100,726	100.0 %
196845		MAUI CHILD RESTRAINT PRG		62,475	1,061		61,414	98.3 %
265	*	POLICE STATE/FEDERAL GRANTS	1,191,008	1,152,220	446,231	16,338	1,880,660	80.3 %
Fund	**	SPECIAL REVENUE FUND	5,267,491	3,471,060	2,169,252	1,699,385	4,869,917	55.7 %
Dept	***	Police	5,267,491	3,471,060	2,169,252	1,699,385	4,869,917	55.7 %
Fire and Public Safety								
106047		EMS (FIRE)TRAINING (PVT)IAAI	12				12	100.0 %
106049		FIRE/LEPC (DOH) HMEP	49,536		8,375		41,161	83.1 %
116047		PRIVATE DONATIONS-FIRE DEPT	20,200				20,200	100.0 %

County of Maui
Statement of Appropriations and Expenditures
Grant Programs
Fiscal Year Ending 6/30/2019 - as of 12/31/2018

Index		Prior Year	Amended	Year	Current	Balance	% of	
* Program	** Fund	*** Department	Encumbrance / Carryover	Budget / Lapses	to Date Expended	Encumbrance 12/31/2018	Available	Budget Available
186826	FIRE NDRI Grant		40,000		19,482	7,500	13,018	32.5 %
196050	FIRE TRAINING GRANT (CHEVRON)		508				508	100.0 %
196055	FEMA FIRE TRAINING FUNDS		4,861		(783)		5,644	116.1 %
220	* FIRE CONTROL ADMIN/MAINT PROG		115,117	0	27,074	7,500	80,543	70.0 %
186732	MFD EXTRICATION TOOLS		17,344		17,344			0.0 %
240	* FIRE RESCUE OPERATIONS PROGRAM		17,344	0	17,344	0	0	0.0 %
196820	MAKENA LIFEGUARD SERVICES			1,056,059	308,939		747,120	70.7 %
252	* OCEAN SAFETY PROGRAM		0	1,056,059	308,939	0	747,120	70.7 %
Fund **	SPECIAL REVENUE FUND		132,461	1,056,059	353,357	7,500	827,663	69.6 %
Dept ***	Fire and Public Safety		132,461	1,056,059	353,357	7,500	827,663	69.6 %
Emergency Management Agency								
166702	ST HOMELAND SECURITY		15,518		3,204	440	11,874	76.5 %
176702	ST HOMELAND SECURITY		337,738		100,789	24,924	212,025	62.8 %
186701	EMERGENCY MGT PERFORMANCE GRT		7,644		(6,630)		14,274	186.7 %
186702	ST HOMELAND SECURITY		674,191		153,545		520,646	77.2 %
210	* CIVIL DEFENSE PROGRAM		1,035,091	0	250,908	25,364	758,819	73.3 %
Fund **	SPECIAL REVENUE FUND		1,035,091	0	250,908	25,364	758,819	73.3 %
Dept ***	Emergency Management Agency		1,035,091	0	250,908	25,364	758,819	73.3 %
Housing and Human Concerns								
137731	SEC 8 HSG ADMIN PRG FY2013		45			45		0.0 %
147481	SEC 8 HOUSING ADMIN FY2014		198,283				198,283	100.0 %
156449	HOME FFY14 ADMINISTRATION		32,629		274	3,848	28,507	87.4 %
157481	SEC 8 HOUSING ADMIN FY15		1,417				1,417	100.0 %
167482	FSS COORDINATOR GRANT		24,379				24,379	100.0 %
177480	SEC 8 HOUSING VOUCHER FY17				(37)		37	-
177481	SEC 8 HOUSING ADMIN FY17		1,855				1,855	100.0 %
177712	SEC.8 FAMILY SELF-SUFFICIENT		99,512	29,619	14,990		114,140	88.4 %
186449	HOME FFY17 ADMINISTRATION		150,848		18,768	29,147	102,933	68.2 %
186451	HOME FFY17 KAIWAHINE VILLAGE		2,250,000		824,945	1,425,055		0.0 %

County of Maui
Statement of Appropriations and Expenditures
Grant Programs
Fiscal Year Ending 6/30/2019 - as of 12/31/2018

Index		Prior Year	Amended	Year	Current	Balance	% of	
* Program	** Fund	*** Department	Encumbrance / Carryover	Budget / Lapses	to Date Expended	Encumbrance 12/31/2018	Available	Budget Available
186453	HOME	FFY17 KAHOMA RESIDENTIAL	483,113		135,031	348,082		0.0 %
186455	NATL	HTF KAIWAHINE PHASE II		1,350,000			1,350,000	100.0 %
186457	NATL	HTF ADMINISTRATION		75,000			75,000	100.0 %
187480	SEC 8	HOUSING VOUCHER FY18			(242)		242	-
187481	SEC 8	HOUSING ADMIN FY18	661,257		459,246		202,011	30.5 %
187482	FSS	COORDINATOR GRANT	2,308				2,308	100.0 %
197480	SEC 8	HOUSING VOUCHER FY19		22,814,982	11,185,250		11,629,732	51.0 %
197481	SEC 8	HOUSING ADMIN FY19		1,838,708	600,954	230,706	1,007,048	54.8 %
197482	FSS	COORDINATOR GRANT		26,957	11,922		15,035	55.8 %
197741	SEC8	HSG ASST PYMTS(HAP)-NRA	1,573,880	2,125	4,058		1,571,947	99.7 %
197751	SEC8	HSG ASST PYMTS(ADM)-NRA	1,495,679	464,471			1,960,150	100.0 %
310	*	HOUSING PROGRAM	6,975,205	26,601,862	13,255,159	2,036,883	18,285,024	54.5 %
116613	AGING	TIII DHHS FY11 MA201103	190			190		0.0 %
156429	AGING &	DISABILITY RESOURCE	475,030	632,104	138,303	7,352	961,479	86.8 %
156440	HEALTHY	AGING PARTNERSHIP	200,141		51,339		148,802	74.3 %
156443	HEALTHY	AGING VOL CONTRIB	40,162	30,163	49,331	600	20,394	29.0 %
176741	KUPUNA	CARE PROGRAM	111,423		72,183		39,240	35.2 %
176769	AGING	TITLE III PRGS	71,687		23,996	26,383	21,308	29.7 %
176773	ELDER	ABUSE PREVENTION SY17	25,077		1,276	524	23,277	92.8 %
186741	KUPUNA	CARE PROGRAM	772,261		398,122	325,975	48,165	6.2 %
186743	KUPUNA	CAREGIVERS PROGRAM	20,539	167,796	79,618	94,780	13,938	7.4 %
186769	AGING	TITLE III PRGS	509,186		218,068	9,500	281,618	55.3 %
186770	STATE	HEALTH INS ASST PRG	28,500	10,000	8,106	18,615	11,780	30.6 %
186772	NUTRITION	SVCS INCENTIVE	70,015	119	70,015		119	0.2 %
186773	ELDER	ABUSE PREVENTION SY18	26,492				26,492	100.0 %
196741	KUPUNA	CARE PROGRAM		1,103,940	72,922	98,000	933,018	84.5 %
196769	AGING	TITLE III PRGS		743,889	56,345	120,011	567,533	76.3 %
196773	ELDER	ABUSE PREVENTION SY19		26,492			26,492	100.0 %
316	*	AGING STATE/FEDERAL/PVT GRANTS	2,350,703	2,714,503	1,239,624	701,930	3,123,655	61.7 %
166774	STRATEGIC	PREVENTION FRAMEWRK	124,891		22,402		102,489	82.1 %
196774	SUBSTANCE	ABUSE PREVENTION		20,725	20,724	1		0.0 %

County of Maui
Statement of Appropriations and Expenditures
Grant Programs
Fiscal Year Ending 6/30/2019 - as of 12/31/2018

Index		Prior Year	Amended	Year	Current	Balance	% of	
* Program	** Fund	*** Department	Encumbrance / Carryover	Budget / Lapses	to Date Expended	Encumbrance 12/31/2018	Available	Budget Available
318	*	HUMAN CONCERNS STATE/FEDERAL	124,891	20,725	43,126	1	102,489	70.4 %
156405		LEISURE ACTIVITIES FY15	39,412		37,495	2,103	(186)	(0.5)%
166763		LEISURE ACTIVITIES FY16	84,714		68,361		16,353	19.3 %
166768		MATSON FOUNDATION CONTRIB	1,000	1,000	2,000			0.0 %
186751		ASSISTED TRANSPORTN SH POS08	4,823		4,823			0.0 %
186759		CONGREGATE MEALS NSIP FY18	70,015		70,015			0.0 %
186771		RSVP RETIRED & SR VOL PRG	48,880	500	31,662		17,718	35.9 %
196757		A&B KOKUA GIVING CONTRIBUTION		20,000	7,292	6,856	5,852	29.3 %
196758		ASSTD TRANSPORT PVT CONTRIB		28,041	6,066		21,975	78.4 %
196760		CONGREGATE MLS PVT DONATION		123,582	34,411		89,171	72.2 %
196762		HOME DEL MEALS PVT DONATION		98,000	44,272		53,728	54.8 %
196764		ASSIST TRANSPORT-KUPUNA		157,916	52,482		105,434	66.8 %
196765		CONGREGATE MEALS TITTLE III		135,276	39,512		95,764	70.8 %
196766		HOME DEL MEALS KUPUNA		101,000	39,112		61,888	61.3 %
196767		HOME DELIVERED MLS TITLE III		101,000	34,081		66,919	66.3 %
196768		ASSIST TRANSPORT-F&E COUNTY		10,000	10,000			0.0 %
325	*	H/C SENIOR SERVICES DIVISION	248,844	776,315	481,584	8,959	534,616	52.1 %
Fund	**	SPECIAL REVENUE FUND	9,699,643	30,113,405	15,019,493	2,747,773	22,045,784	55.4 %
Dept	***	Housing and Human Concerns	9,699,643	30,113,405	15,019,493	2,747,773	22,045,784	55.4 %
Parks and Recreation								
126218		ST/HI NAHIKU COMMUNITY CENTER	250,000				250,000	100.0 %
146508		WAR MEMORIAL STADIUM	829,855				829,855	100.0 %
196795		PLAY & LEARN SESSIONS (PALS)		200,000	28,713		171,287	85.6 %
361	*	PARKS STATE GRANTS	1,079,855	200,000	28,713	0	1,251,142	97.8 %
Fund	**	SPECIAL REVENUE FUND	1,079,855	200,000	28,713	0	1,251,142	97.8 %
Dept	***	Parks and Recreation	1,079,855	200,000	28,713	0	1,251,142	97.8 %
Public Works								
186892		SOH DAPARTMENT OF HEALTH	5,522				5,522	100.0 %
430	*	PUBLIC WORKS ADMIN PROGRAM	5,522	0	0	0	5,522	100.0 %

County of Maui
Statement of Appropriations and Expenditures
Grant Programs
Fiscal Year Ending 6/30/2019 - as of 12/31/2018


Index		Prior Year	Amended	Year	Current	Balance	% of	
* Program	** Fund	*** Department	Encumbrance / Carryover	Budget / Lapses	to Date Expended	Encumbrance 12/31/2018	Available	Budget Available
116502			32,849		15,257		17,592	53.6 %
146660			1,395				1,395	100.0 %
442	*	DPW STATE/FEDERAL ENGINEERING	34,244	0	15,257	0	18,987	55.4 %
	Fund **	SPECIAL REVENUE FUND	39,766	0	15,257	0	24,509	61.6 %
	Dept ***	Public Works	39,766	0	15,257	0	24,509	61.6 %
Transportation								
136279		FTA#5309 FORMULA FUNDS PRG	1,835,686				1,835,686	100.0 %
136802		FTA5309 LIVABILITY PRG FY13	20,286				20,286	100.0 %
146802		FTA RURAL TRNST ASST - RTAP	1,104				1,104	100.0 %
146804		FTA PLANNING PROGRAM 5305 (e)	3,817				3,817	100.0 %
166906		FTA SEC5305 METROPOLITAN TRANS	327	(46,628)	(46,301)			0.0 %
176908		FTA SEC5339 BUS/BUS FAC FORM	502,717		111,455	196,582	194,680	38.7 %
176909		FTA SEC5311 NON-URBANIZED	11,178		3,413		7,765	69.5 %
176911		FHWA MAUI METRO PLANNING ORG	149,309	(2,921)	130,866	15,380	143	0.1 %
186909		FTA SEC5311 NON-URBANIZED	492,409		195,466	172,773	124,170	25.2 %
186912		FHWA MAUI MPO FY18 UPWP	239,698		31,329	152,100	56,269	23.5 %
186913		SEC5307 URBANIZED AREA FORMULA	1,040,679			1,040,365	314	0.0 %
186914		FTA MAUI MPO FY18 UPWP	21,286		(8,595)	176	29,705	139.6 %
196913		SEC5307 URBANIZED AREA FORMULA		2,171,175			2,171,175	100.0 %
196914		FTA MAUI MPO FY19 UPWP		100,000	7,546	7,708	84,746	84.7 %
196915		FHWA MAUI MPO FY19 UPWP		514,044	2,642	2,161	509,241	99.1 %
650	*	TRANSPORTATION	4,318,496	2,735,670	427,821	1,587,245	5,039,101	71.4 %
	Fund **	SPECIAL REVENUE FUND	4,318,496	2,735,670	427,821	1,587,245	5,039,101	71.4 %
	Dept ***	Transportation	4,318,496	2,735,670	427,821	1,587,245	5,039,101	71.4 %
Environmental Management								
136038		W MAUI RECYCLED WTR SYSTEM EXP	671,000				671,000	100.0 %
146906		HYATT/W MAUI RECYCLED WATER	501,237				501,237	100.0 %
146907		STARWOOD/W MAUI RECYCLED WATER	1,863,840				1,863,840	100.0 %
550	*	WASTEWATER ADMIN PROGRAM	3,036,077	0	0	0	3,036,077	100.0 %

County of Maui
Statement of Appropriations and Expenditures
Grant Programs
Fiscal Year Ending 6/30/2019 - as of 12/31/2018

Index * Program ** Fund *** Department	Prior Year Encumbrance / Carryover	Amended Budget / Lapses	Year to Date Expended	Current Encumbrance 12/31/2018	Balance Available	% of Budget Available
186907 GLASS RECOVERY PROGRAM			(109,390)		109,390	-
625 * SOLIDWASTE STATE FUNDS GLASS	0	0	(109,390)	0	109,390	- -
Fund ** SPECIAL REVENUE FUND	3,036,077	0	(109,390)	0	3,145,467	103.6 %
Dept *** Environmental Management	3,036,077	0	(109,390)	0	3,145,467	103.6 %
 Grand Total	 28,395,957	 43,076,731	 20,608,989	 8,219,775	 42,643,929	 59.7 %

III. Expenditures

III.C. Revolving / Special Programs



County of Maui
Statement of Appropriations and Expenditures
Revolving/Special Programs
Fiscal Year Ending 6/30/2019 - as of 12/31/2018

Index		Prior Year	Amended	Year	Current	Balance	% of	
* Program	** Fund	*** Department	Encumbrance / Carryover	Budget / Lapses	to Date Expended	Encumbrance 12/31/2018	Available	Budget Available
Office of the Mayor								
101400	OPEN SPACE/NAT&CULT	RSRC/SCENC	6,157,917	2,610,000	417		8,767,500	100.0 %
101402	EMERGENCY FUND		23,953,633	6,500,000			30,453,633	100.0 %
101410	HAMAKUALOA COASTAL			30,000	1,040		28,960	96.5 %
101412	SEPT2016 FLOODING EVENT		4,525,469		127,154	114,419	4,283,897	94.7 %
030	* OFFICE OF MAYOR ADMIN PROGRAM		34,637,019	9,140,000	128,611	114,419	43,533,990	99.4 %
101095	RECYCLING GRANT LOAN REVOLVING		127				127	100.0 %
101404	ECONOMIC DEVELOPMENT REVOLVING		20,000				20,000	100.0 %
101405	ECON DEV-UPTOWN SERVICE INC		170,000			170,000		0.0 %
040	* MAYOR ADMIN ECONOMIC DEV PRGMS		190,127	0	0	170,000	20,127	10.6 %
Fund **	SPECIAL REVENUE FUND		34,827,146	9,140,000	128,611	284,419	43,554,117	99.1 %
Dept ***	Office of the Mayor		34,827,146	9,140,000	128,611	284,419	43,554,117	99.1 %
Management								
101413	EMPLOYEE PARKING FEES FUND			50,000	522	38,647	10,831	21.7 %
060	* MANAGEMENT PROGRAM		0	50,000	522	38,647	10,831	21.7 %
Fund **	SPECIAL REVENUE FUND		0	50,000	522	38,647	10,831	21.7 %
Dept ***	Management		0	50,000	522	38,647	10,831	21.7 %
Finance								
101002	POST-EMPLOYMENT BENEFITS-OPEB		229,831				229,831	100.0 %
170	* COUNTY WIDE COSTS PROGRAM		229,831	0	0	0	229,831	100.0 %
Fund **	SPECIAL REVENUE FUND		229,831	0	0	0	229,831	100.0 %
Dept ***	Finance		229,831	0	0	0	229,831	100.0 %
Police								
101060	ALARM SYSTEM REVOLVING FUND		27,346	223,510	42,741	1,100	207,015	82.5 %
101060B	ALARM SYSTEM REVOLVING FUND		30,000	30,000			60,000	100.0 %
280	* UNIFORMED PATROL SERVICES PROG		57,346	253,510	42,741	1,100	267,015	85.9 %
Fund **	SPECIAL REVENUE FUND		57,346	253,510	42,741	1,100	267,015	85.9 %

County of Maui
Statement of Appropriations and Expenditures
Revolving/Special Programs
Fiscal Year Ending 6/30/2019 - as of 12/31/2018

Index * Program ** Fund *** Department	Prior Year Encumbrance / Carryover	Amended Budget / Lapses	Year to Date Expended	Current Encumbrance 12/31/2018	Balance Available	% of Budget Available
Dept *** Police	57,346	253,510	42,741	1,100	267,015	85.9 %
Fire and Public Safety						
101075 FIRE PLAN REVIEW FEES	368,747				368,747	100.0 %
101075A FIRE PLAN REVIEW FEES SALARIES		191,688	110,701		80,987	42.2 %
101075B FIRE PLAN REVIEW FEES OPERTN		159,580	15,932		143,648	90.0 %
101075C FIRE PLAN REVIEW FEES EQUIPMNT		10,000			10,000	100.0 %
250 * FIRE PREVENTION PROGRAM	368,747	361,268	126,633	0	603,382	82.7 %
Fund ** SPECIAL REVENUE FUND	368,747	361,268	126,633	0	603,382	82.7 %
Dept *** Fire and Public Safety	368,747	361,268	126,633	0	603,382	82.7 %
Liquor Control						
101139 LIQUOR EDUCATION FUNDS	197,324	62,680	3,768		256,236	98.6 %
101139B LIQUOR EDUCATION OPERATIONS		42,680	7,109	13,725	21,846	51.2 %
200 * LIQUOR CONTROL GENERAL PROG	197,324	105,360	10,877	13,725	278,082	91.9 %
Fund ** SPECIAL REVENUE FUND	197,324	105,360	10,877	13,725	278,082	91.9 %
Dept *** Liquor Control	197,324	105,360	10,877	13,725	278,082	91.9 %
Housing and Human Concerns						
101025 ANIMAL MANAGEMENT REVOLVING	126,070				126,070	100.0 %
101025C MOLOKAI ANIMAL PATROL VEHICLE	34,708			34,708		0.0 %
300 * HSG & HUMAN CONCERNS ADM PROG	160,778	0	0	34,708	126,070	78.4 %
101001 AFFORDABLE HSG FUND-CW	17,344,054	10,499,714	1,283,667	89,173	26,470,928	95.1 %
101004 AFFORDABLE HSG FND-WEST MAUI	3,909,037				3,909,037	100.0 %
101013 AFFORDABLE HOUSING- KULAMALU	98,073				98,073	100.0 %
101016 LANAI AHP PHASE I	3,861,193			114,308	3,746,885	97.0 %
101018 AFFD'LE HSG FABMAC HOMES	1,500,000			1,500,000		0.0 %
101020 AFFD'LE HSG HALE MAHAOLU EWALA	2,500,000			2,500,000		0.0 %
101022 NA HALE O MAUI KAHOMA PRJ	409,872	1,000,000		1,409,872		0.0 %
101023 ARC OF MAUI GRP HM REHAB PRJ	108,003		2,604	105,399		0.0 %
101030 HOUSING SEC.8 CERTIFICATE	5,735				5,735	100.0 %

County of Maui
Statement of Appropriations and Expenditures
Revolving/Special Programs
Fiscal Year Ending 6/30/2019 - as of 12/31/2018


Index * Program ** Fund *** Department	Prior Year Encumbrance / Carryover	Amended Budget / Lapses	Year to Date Expended	Current Encumbrance 12/31/2018	Balance Available	% of Budget Available
101031 HABITAT FOR HM-KAHOMA PRJ	515,332		104,420	410,911		0.0 %
101032 RESIDENTIAL WRKFORCE BUY-BACK		1,000,000	521,622		478,378	47.8 %
101033 FIRST-TIME HOME BUYERS' 19		2,000,000			2,000,000	100.0 %
101055 HOUSING SEC.8 VOUCHER PROGRAM	17,755				17,755	100.0 %
101089 RENTAL HOUSING REVOLVING	52,775				52,775	100.0 %
310 * HOUSING PROGRAM	30,321,829	14,499,714	1,912,313	6,129,663	36,779,566	82.1 %
101017 KAUNOA SR SVCS LEISURE PRG RF	660,510	350,000	173,390	5,041	832,079	82.3 %
101246 MOLOKAI AG LOAN PROGRAM	172,160				172,160	100.0 %
320 * HUMAN CONCERNS PROGRAM	832,670	350,000	173,390	5,041	1,004,239	84.9 %
101024B MAUI HUMANE SOCIETY PRG		100,000	16,733	83,267		0.0 %
101035B MAUI HUMANE S VEHICLE RPR		7,300		7,300		0.0 %
330 * ANIMAL MANAGMENT PROGRAM	0	107,300	16,733	90,567	0	0.0 %
Fund ** SPECIAL REVENUE FUND	31,315,277	14,957,014	2,102,436	6,259,979	37,909,875	81.9 %
Dept *** Housing and Human Concerns	31,315,277	14,957,014	2,102,436	6,259,979	37,909,875	81.9 %
Parks and Recreation						
410903 MAK/PUKALANI/KULA PARKS ASSESS			13,000		(13,000)	-
000 * Other expenditures category	0	0	13,000	0	(13,000)	--
101401 OCEAN RECREATIONAL ACTIVITY	584,957			96,749	488,208	83.5 %
340 * PARKS & REC ADMIN PROG	584,957	0	0	96,749	488,208	83.5 %
Fund ** SPECIAL REVENUE FUND	584,957	0	13,000	96,749	475,208	81.2 %
Dept *** Parks and Recreation	584,957	0	13,000	96,749	475,208	81.2 %
Public Works						
101116 HWY BEAUT TREE TRIMMING	2,200	310,000	77,127	2,200	232,873	74.6 %
450 * SPECIAL MAINTENANCE PROGRAM	2,200	310,000	77,127	2,200	232,873	74.6 %
101303 PLAN REVIEW REVOLVING LUCA	1,949,307			15,994	1,933,313	99.2 %
101303A PLAN REVIEW REVOLVING SAL		886,982	368,179		518,803	58.5 %
101303B PLAN REVIEW REVOLVING OP	408	537,200	159,852	115,247	262,509	48.8 %
101303C PLAN REVIEW REVOLVING EQ	97,421	267,000	107,827	97,500	159,094	43.7 %

County of Maui
Statement of Appropriations and Expenditures
Revolving/Special Programs
Fiscal Year Ending 6/30/2019 - as of 12/31/2018

Index * Program ** Fund *** Department	Prior Year Encumbrance / Carryover	Amended Budget / Lapses	Year to Date Expended	Current Encumbrance 12/31/2018	Balance Available	% of Budget Available
101311 SUBDIVISION CONSTRN REVOLVING			19,134		(19,134)	-
460 * DEVELOPMENT SERVICES ADMINSTRN	2,047,136	1,691,182	654,992	228,741	2,854,585	76.4 %
Fund ** SPECIAL REVENUE FUND	2,049,336	2,001,182	732,119	230,941	3,087,458	76.2 %
Dept *** Public Works	2,049,336	2,001,182	732,119	230,941	3,087,458	76.2 %
Environmental Management						
101191B TEENS ON CALL PAIA BY PASS		10,000	1,735	1,735	6,529	65.3 %
101255 HWY BEAUT-ABAND VEH REVOLV'G	6,178				6,178	100.0 %
101255A HWY BEAUT-ABAND VEH REV'G SAL		113,798	11,282		102,516	90.1 %
101255B HWY BEAUT-ABAND VEH REV'G OPR	41,536	1,331,165	637,785	676,905	58,012	4.2 %
542 * ENV PROTECTION & SUBSTAINABILI	47,714	1,454,963	650,802	678,640	173,235	11.5 %
101253 NASKA PUMP STATION	914				914	100.0 %
550 * WASTEWATER ADMIN PROGRAM	914	0	0	0	914	100.0 %
Fund ** SPECIAL REVENUE FUND	48,628	1,454,963	650,802	678,640	174,149	11.6 %
Dept *** Environmental Management	48,628	1,454,963	650,802	678,640	174,149	11.6 %
Grand Total	69,678,592	28,323,297	3,807,741	7,604,200	86,589,948	88.4 %

IV. Capital Improvement Program by District

IV. Capital Improvements Program by District



County of Maui
Statement of Appropriations and Expenditures
Capital Improvement Program by District
Fiscal Year Ending 6/30/2019 - as of 12/31/2018

01	Hana	Prior Year	Amended	Year	Current	Balance	% of
	Index	Encumbrance	Budget /	to Date	Encumbrance	Available	Budget
	* Activity ** Program *** District	/ Carryover	Lapses	Expended	12/31/2018		Available
389252	HANA HWY LANDSLIDE REPAIRS	1,000,000		158	999,843		0.0 %
389281	HANA HWY LANDSLIDE REPAIRS	19,287			19,287		0.0 %
98052	* HANA HWY LANDSLIDE RPRS POST42	1,019,287	0	158	1,019,130	0	0.0 %
389253	WAIOPAI BRIDGE REPAIRS	1,160,330			1,160,330		0.0 %
389282	WAIOPAI BRIDGE REPAIRS	293,200		115,500	177,700		0.0 %
98053	* WAIOPAI BRIDGE REPAIRS	1,453,530	0	115,500	1,338,030	0	0.0 %
901	** Drainage	2,472,817	0	115,658	2,357,160	0	0.0 %
367298	NAHIKU COMMUNITY CENTER	49,044			49,044		0.0 %
96098	* NAHIKU COMMUNITY CENTER	49,044	0	0	49,044	0	0.0 %
378337	HANA CIVIC CENTER	49,800		44,820	4,980		0.0 %
97037	* HANA CIVIC CENTER	49,800	0	44,820	4,980	0	0.0 %
903	** Government Facilities	98,844	0	44,820	54,024	0	0.0 %
356402	PA'ANI MAI PARK IMPROVM	106,561			106,561		0.0 %
95002	* PA'ANI MAI PARK IMPROVEMENTS	106,561	0	0	106,561	0	0.0 %
367101	HANA-KEANAE-KAILUA PARKS	33,135			33,135		0.0 %
96001	* HANA-KEA-KAILUA PARKS SYSTEM	33,135	0	0	33,135	0	0.0 %
378338	HANA-KEANAE-KAILUA PARKS	174,325		18,808	155,517		0.0 %
97038	* HANA-KEA-KAILUA PARKS SYSTEM	174,325	0	18,808	155,517	0	0.0 %
378239	HELENE HALL IMPROVEMENTS	38,447			38,447		0.0 %
97039	* HELENE HALL IMPROVEMENTS	38,447	0	0	38,447	0	0.0 %
389230	HELENE HALL IMPROVEMENTS	75,796		11,242	64,554		0.0 %
389280	HELENE HALL IMPROVEMENTS	364,289		749	363,540		0.0 %

County of Maui
Statement of Appropriations and Expenditures
Capital Improvement Program by District
Fiscal Year Ending 6/30/2019 - as of 12/31/2018

01	Hana Index * Activity ** Program *** District	Prior Year Encumbrance / Carryover	Amended Budget / Lapses	Year to Date Expended	Current Encumbrance 12/31/2018	Balance Available	% of Budget Available
98030	* HELENE HALL IMPROVEMENTS	440,085	0	11,991	428,094	0	0.0 %
389731	HANA-KEA-LAI PARKS SYSTEM	51,534		21,020	30,514		0.0 %
98031	* HANA-KEA-KAILUA PARKS SYSTEM	51,534	0	21,020	30,514	0	0.0 %
390041	HANA-KEA-LAI PARKS SYSTEM		675,000		8,683	666,317	98.7 %
99146	* HANA-KEANAE-KAILUA PRKS SYSTEM	0	675,000	0	8,683	666,317	98.7 %
904	** Parks and Recreation	844,087	675,000	51,819	800,951	666,317	43.9 %
529560	KAUPO WATER TANK IMPRVMTS		450,000			450,000	100.0 %
99003	* KAUPO Water TANK	0	450,000	0	0	450,000	100.0 %
905	** WATER SUPPLY	0	450,000	0	0	450,000	100.0 %
317003	HANA DISTRICT RD RESURFACING	11,111			11,111		0.0 %
91000	* FY 2001 CIP projects	11,111	0	0	11,111	0	0.0 %
327500	KAHOOLOPOO BRDGE RPL BR090078	322,009				322,009	100.0 %
92099	* State/Fed/Private FY2002/2012	322,009	0	0	0	322,009	100.0 %
378279	KOUKOUAI BRIDGE REHAB	541,721		138,020	403,701		0.0 %
97079	* KOUKOUAI BRIDGE REHABILITATION	541,721	0	138,020	403,701	0	0.0 %
378280	PIILANI HWY RD IMPRV/NUANUALOA	19,703	(1,461)	18,242			0.0 %
378382	PIILANI HWY RD IMPRV/NUANUALOA	1,991,000		1,898,765	92,235		0.0 %
97080	* PIILANI HWY RD IMPR/NUANUALOA	2,010,703	(1,461)	1,917,007	92,235	0	0.0 %
378381	ROCKFALL/EMBKMNT ASSESSMNT	57,700			57,700		0.0 %
97081	* ROCKFALL/EMBANKMNT ASSESSMNT	57,700	0	0	57,700	0	0.0 %
389254	KEANAE RD SAFETY IMPRV	175,900		12,617	163,283		0.0 %
389274	KEANAE RD SAFETY IMPRV	824,100		1,000	823,100		0.0 %

County of Maui
Statement of Appropriations and Expenditures
Capital Improvement Program by District
Fiscal Year Ending 6/30/2019 - as of 12/31/2018

01	Hana	Prior Year Encumbrance / Carryover	Amended Budget / Lapses	Year to Date Expended	Current Encumbrance 12/31/2018	Balance Available	% of Budget Available
Index	* Activity ** Program *** District						
98054	* KEANAE RD SAFETY IMPROVEMENTS	1,000,000	0	13,617	986,383	0	0.0 %
389255	LELEKEA BRIDGE REPLACEMENT	34,511		34,511			0.0 %
389755	LELEKEA BRIDGE REPLACEMENT	81,130	(7,540)	39,080	34,511		0.0 %
98055	* LELEKEA BRIDGE REPLACEMENT	115,641	(7,540)	73,591	34,511	0	0.0 %
390022	KEANAE ROAD SAFETY IMPROVEMENT		2,000,000		2,000,000		0.0 %
99099	* State/Fed/Private 99/09/19	0	2,000,000	0	2,000,000	0	0.0 %
390083	KALEPA ROCKFALL REPAIRS		150,000			150,000	100.0 %
99197	* KALEPA ROCKFALL REPAIRS	0	150,000	0	0	150,000	100.0 %
907	** Roads	4,058,885	2,140,999	2,142,235	3,585,641	472,009	7.6 %
378208	HANA LF MAKAI BERM WASTE RMVL	129,505		115,788	13,716		0.0 %
97008	* HANA LANDFILL MAKAI BERM WREMV	129,505	0	115,788	13,716	0	0.0 %
389704	HANA LF MAKAI BERM WASTE RMVL	2,000,000		1,992,658	7,342		0.0 %
98004	* HANA LDFILL MAKAI BW REMOVAL	2,000,000	0	1,992,658	7,342	0	0.0 %
390208	HANA LF MAKAI BERM WASTE RMVL		511,125	366,654	144,471		0.0 %
99113	* HANA LDFILL MAKAI BW REMOVAL	0	511,125	366,654	144,471	0	0.0 %
908	** Solid Waste Facilities	2,129,505	511,125	2,475,100	165,529	0	0.0 %
390009	HELENE HALL SEPTIC IMPRV		245,000			245,000	100.0 %
99114	* HELENE HALL SEPTIC SYSTEM IMPR	0	245,000	0	0	245,000	100.0 %
909	** Wastewater Facilities	0	245,000	0	0	245,000	100.0 %
District ***	Hana	<u>9,604,138</u>	<u>4,022,124</u>	<u>4,829,632</u>	<u>6,963,305</u>	<u>1,833,326</u>	<u>13.5 %</u>

County of Maui
Statement of Appropriations and Expenditures
Capital Improvement Program by District
Fiscal Year Ending 6/30/2019 - as of 12/31/2018

02	Paia-Haiku	Prior Year Encumbrance / Carryover	Amended Budget / Lapses	Year to Date Expended	Current Encumbrance 12/31/2018	Balance Available	% of Budget Available
	Index * Activity ** Program *** District						
390008	EMERGENCY RPR PU'U WAY		3,000,000	111,380	892,171	1,996,449	66.5 %
99008	* PU'U WAY HAIKU	0	3,000,000	111,380	892,171	1,996,449	66.5 %
901	** Drainage	0	3,000,000	111,380	892,171	1,996,449	66.5 %
383010	HAIKU FIRE STATION	41,985			41,985		0.0 %
98000	* FY98/08 CIP PROJECTS	41,985	0	0	41,985	0	0.0 %
393201	HAIKU FIRE STATION	129,977			129,977		0.0 %
99000	* FY1999/2009 CIP projects	129,977	0	0	129,977	0	0.0 %
903	** Government Facilities	171,962	0	0	171,962	0	0.0 %
378254	PAIA-HAIKU PARKS SYSTEM	110,543		21,385	89,158		0.0 %
378353	PAIA-HAIKU PARKS SYSTEM	29,040		16,631	12,409		0.0 %
97053	* PAIA-HAIKU PARKS SYSTEM	139,583	0	38,016	101,567	0	0.0 %
389238	PAIA-HAIKU PARKS SYSTEM	22,552		9,678	12,874		0.0 %
389272	PAIA-HAIKU PARKS SYSTEM	702,881		1,960	700,921		0.0 %
389438	PAIA-HAIKU PARKS SYSTEM	135,000	(84,882)		50,118		0.0 %
389738	PAIA-HAIKU PARKS SYSTEM	50,000	(1,634)		48,366		0.0 %
98038	* PAIA-HAIKU PARKS SYSTEM	910,433	(86,516)	11,638	812,279	0	0.0 %
390058	PAIA-HAIKU PARKS SYSTEM		50,000			50,000	100.0 %
99173	* PAIA-HAIKU PARKS SYSTEM	0	50,000	0	0	50,000	100.0 %
904	** Parks and Recreation	1,050,016	(36,516)	49,654	913,846	50,000	4.9 %
356426	PAIA SCHOOL SAFE ROUTES	9,552			9,552		0.0 %
95026	* PAIA SCHOOL SAFE ROUTES - SCH	9,552	0	0	9,552	0	0.0 %
367235	NORTH SHORE GREENWAY	4,177			4,177		0.0 %

County of Maui
Statement of Appropriations and Expenditures
Capital Improvement Program by District
Fiscal Year Ending 6/30/2019 - as of 12/31/2018

02	Paia-Haiku	Prior Year Encumbrance / Carryover	Amended Budget / Lapses	Year to Date Expended	Current Encumbrance 12/31/2018	Balance Available	% of Budget Available
	Index * Activity ** Program *** District						
96035	* NORTH SHORE GREENWAY	4,177	0	0	4,177	0	0.0 %
378393	KAUPAKALUA PVEMNT RECONST	183,820		92,260	91,560		0.0 %
97093	* KAUPAKALUA RD PAVEMNT RECONS	183,820	0	92,260	91,560	0	0.0 %
378394	PAUWELA RD SIDEWK REPAIRS	311,775		310,321	1,454		0.0 %
97094	* PAUWELA RD SIDEWALK REPAIRS	311,775	0	310,321	1,454	0	0.0 %
389259	KAUPAKALUA RD PVMNT RECONST	19,832		1,249	18,900	(317)	(1.6)%
389275	KAUPAKALUA RD PVMNT RECONST	1,583,656	(531)	15,454	1,567,671		0.0 %
98059	* KAUPAKALUA RD PAVEMNT RECONSTR	1,603,488	(531)	16,703	1,586,571	(317)	(0)%
389260	NORTH SHORE GREENWAY PRJ	68,760			68,760		0.0 %
389276	NORTH SHORE GREENWAY PRJ	281,060		4,676	276,384		0.0 %
98060	* NORTH SHORE GREENWAY PROJECT	349,820	0	4,676	345,144	0	0.0 %
389025	N SHORE GREENWAY PHASE 4		1,407,904		1,376,760	31,144	2.2 %
98099	* FY98/08/18 ST/FED/PVT	0	1,407,904	0	1,376,760	31,144	2.2 %
390092	HAIKU RD GUARDRAIL/SHLDR IMPR		300,000			300,000	100.0 %
99206	* HAIKU RD GUARDRAIL/SHOULD IMPR	0	300,000	0	0	300,000	100.0 %
390093	HOLOMUA RD IMP (OLD MHS-BALD)		450,000			450,000	100.0 %
99207	* HOLOMUA RD IMP (OLD MAUI HIGH)	0	450,000	0	0	450,000	100.0 %
907	** Roads	2,462,632	2,157,373	423,960	3,415,218	780,827	16.9 %
389710	KUAU #3 FM REPLACEMENT	42,523		20,413	22,110		0.0 %
98010	* KUAU NO.3 FORCE MAIN REPLCMNT	42,523	0	20,413	22,110	0	0.0 %
389711	KUAU #4 FM REPLACEMENT	38,513		38,513			0.0 %
98011	* KUAU NO.4 FORCE MAIN REPLCMNT	38,513	0	38,513	0	0	0.0 %

County of Maui
Statement of Appropriations and Expenditures
Capital Improvement Program by District
Fiscal Year Ending 6/30/2019 - as of 12/31/2018

02	Paia-Haiku	Prior Year Encumbrance / Carryover	Amended Budget / Lapses	Year to Date Expended	Current Encumbrance 12/31/2018	Balance Available	% of Budget Available
Index	* Activity ** Program *** District						
390017	KUAU NO.1 FM REPLACEMENT		50,000			50,000	100.0 %
99122	* KUAU NO.1 FM REPLACEMENT	0	50,000	0	0	50,000	100.0 %
390018	KUAU NO.2 FM REPLACEMENT		50,000			50,000	100.0 %
99123	* KUAU NO.2 FM REPLACEMENT	0	50,000	0	0	50,000	100.0 %
909	** Wastewater Facilities	81,036	100,000	58,926	22,110	100,000	55.2 %
District ***	Paia-Haiku	3,765,646	5,220,857	643,920	5,415,307	2,927,276	32.6 %

County of Maui
Statement of Appropriations and Expenditures
Capital Improvement Program by District
Fiscal Year Ending 6/30/2019 - as of 12/31/2018

03	Makawao-Pukalani-Kula	Prior Year Encumbrance / Carryover	Amended Budget / Lapses	Year to Date Expended	Current Encumbrance 12/31/2018	Balance Available	% of Budget Available
Index	* Activity ** Program *** District						
378287	DITCH IMPRV WAIPOLI RD	567,509			567,509		0.0 %
379239	DITCH IMPRV WAIPOLI RD	232,491			232,491		0.0 %
97087	* DITCH IMPR AT WAIPOLI RD	800,000	0	0	800,000	0	0.0 %
389257	DITCH IMPRV AT WAIPOLI RD	798,089			798,089		0.0 %
98057	* DITCH IMPRV - WAIPOLI RD	798,089	0	0	798,089	0	0.0 %
389258	HIOLANI ST DRAINAGE IMPRV	900,000			900,000		0.0 %
98058	* HIOLANI ST DRAINAGE IMPRVMNT	900,000	0	0	900,000	0	0.0 %
901	** Drainage	2,498,089	0	0	2,498,089	0	0.0 %
389227	KULA AGRICULTURAL PARK EXT	929,500	(497)	929,003			0.0 %
98027	* KULA AGRICULTURAL PARK EXP	929,500	(497)	929,003	0	0	0.0 %
390027	KULA AGRICULTURAL PARK EXP		5,000,000	5,000,000			0.0 %
99099	* State/Fed/Private 99/09/19	0	5,000,000	5,000,000	0	0	0.0 %
902	** Other Projects	929,500	4,999,503	5,929,003	0	0	0.0 %
356405	MAKAWAO-HAIKU-PAIA PARKS	765	(765)				-
95005	* MAKAWAO-HAIKU-PAIA PRKS SYSTEM	765	(765)	0	0	0	- -
356406	PUK-KULA-ULUPALAKUA PARKS	64,086		21,688	42,398		0.0 %
95006	* PUKA-KULA-ULUPALAKUA PARKS	64,086	0	21,688	42,398	0	0.0 %
356407	UPCOUNTRY SKATE PARK	11,698		11,698			0.0 %
95007	* UPCOUNTRY SKATE PARK	11,698	0	11,698	0	0	0.0 %
367103	MAK-PUK-KULA ULU PARKS	93,351		13,935	79,416		0.0 %
96003	* MAKAWAO-PUK-K-U PARKS SYSTEM	93,351	0	13,935	79,416	0	0.0 %
378347	MAK-PUK-KULA ULU PARKS	221,355		211,404	9,951		0.0 %

County of Maui
Statement of Appropriations and Expenditures
Capital Improvement Program by District
Fiscal Year Ending 6/30/2019 - as of 12/31/2018

03	Makawao-Pukalani-Kula	Prior Year Encumbrance / Carryover	Amended Budget / Lapses	Year to Date Expended	Current Encumbrance 12/31/2018	Balance Available	% of Budget Available
Index	* Activity ** Program *** District						
97047	* MAK-PUK-KUL-ULU PARK SYSTEM	221,355	0	211,404	9,951	0	0.0 %
378350	UPCOUNTRY SKATE PARK	2,491		2,491			0.0 %
97048	* UPCOUNTRY SKATE PARK	2,491	0	2,491	0	0	0.0 %
378249	WAIAKOA GYM IMPRVMENTS	33,081			33,081		0.0 %
97049	* WAIAKOA GYM IMPROVEMENTS	33,081	0	0	33,081	0	0.0 %
389235	MAK-PU-KULA-ULU PARKS SYSTEM	59,473		39,401	20,072		0.0 %
389270	MAK-PU-KULA-ULU PARKS SYSTEM	250,527			250,527		0.0 %
389735	MAK-PU-KULA-ULU PARKS SYSTEM	1,250,000			1,250,000		0.0 %
98035	* MAK-PUK-KU-ULUP PARKS SYSTEM	1,560,000	0	39,401	1,520,599	0	0.0 %
389236	UPCOUNTRY SKATE PARK	200,000		200,000			0.0 %
98036	* UPCOUNTRY SKATE PARK	200,000	0	200,000	0	0	0.0 %
390250	WAIAKOA GYM IMPRVMENTS		152,220		152,220		0.0 %
99165	* WAIAKOA GYM IMPROVEMENTS	0	152,220	0	152,220	0	0.0 %
390051	MAK-PU-KULA-ULU PARKS SYSTEM		415,000		348,228	66,772	16.1 %
99166	* MAK-PUK-KU-ULUP PARKS SYSTEM	0	415,000	0	348,228	66,772	16.1 %
390052	HANNIBAL TAVARES COMM CTR IMP		1,000,000	50	9,950	990,000	99.0 %
99167	* HANNIBAL TAVARES COMM CTR IMPR	0	1,000,000	50	9,950	990,000	99.0 %
390053	KULA PARK PLAYGROUND		95,000	14,900	11,300	68,800	72.4 %
99168	* KULA PARK PLAYGROUND	0	95,000	14,900	11,300	68,800	72.4 %
390054	UPCOUNTRY SKATE PARK		38,000	24,750		13,250	34.9 %
99169	* UPCOUNTRY SKATE PARK	0	38,000	24,750	0	13,250	34.9 %
390055	PICKLEBALL COURTS EDDIE TAM PK		40,000			40,000	100.0 %

County of Maui
Statement of Appropriations and Expenditures
Capital Improvement Program by District
Fiscal Year Ending 6/30/2019 - as of 12/31/2018

03	Makawao-Pukalani-Kula	Prior Year Encumbrance / Carryover	Amended Budget / Lapses	Year to Date Expended	Current Encumbrance 12/31/2018	Balance Available	% of Budget Available
Index	* Activity ** Program *** District						
99170	* PICKLEBALL COURTS AT ET MEM PA	0	40,000	0	0	40,000	100.0 %
904	** Parks and Recreation	2,186,827	1,739,455	540,317	2,207,143	1,178,822	30.0 %
541160	KAMAOLE TANK REPLACE-DESIGN	1,781			1,781		0.0 %
541170	PHASE 10 PUMP UPGRADES-DESIGN	51,323			51,323		0.0 %
91058	* Mak/Puk/Kula distrbtn sys impr	53,104	0	0	53,104	0	0.0 %
524750	MAK-PUK-KULA DIST SYST IMPRV	24,763		3,179	21,584		0.0 %
94090	* MAKA-PUKA-KULA DIST SYSTEM IMP	24,763	0	3,179	21,584	0	0.0 %
526020	SOURCE,TRANSMISSION&STORAGE	31,151			31,151		0.0 %
96076	* SOURCE,TRANSMISSION&STORAGE	31,151	0	0	31,151	0	0.0 %
537010	POOKELA WELL#2 EXPLORATORY	1,440,275		925,655	514,620		0.0 %
97112	* POOKELA WELL #2 EXPLORATORY	1,440,275	0	925,655	514,620	0	0.0 %
547020	UPCOUNTRY RELIABLE CAPACITY	284,167			284,167		0.0 %
97113	* UPCOUNTRY RELIABLE CAPACITY	284,167	0	0	284,167	0	0.0 %
529020	UPCOUNTRY RELIABLE CAPACITY	3,150,000	(3,000,079)		149,921		0.0 %
548240	UPCOUNTRY RELIABLE CAPACITY	150,000	(150,000)				-
98083	* UPCOUNTRY RELIABLE CAP - DWS	3,300,000	(3,150,079)	0	149,921	0	0.0 %
529030	UPCOUNTRY RELIABLE CAPACITY	860,965	(860,965)				-
98084	* UPCOUNTRY FIRE PROTECTION IMPV	860,965	(860,965)	0	0	0	--
549030	KAMOLE WATER TREATMENT PLANT		1,500,000			1,500,000	100.0 %
99223	* KAMOLE WATER TREATMENT PLANT	0	1,500,000	0	0	1,500,000	100.0 %
529520	PH10 BOOSTER PUMP IMPROVMENTTS		4,200,000			4,200,000	100.0 %
549040	PH10 BOOSTER PUMP IMPROVEMENTS		2,800,000			2,800,000	100.0 %

County of Maui
Statement of Appropriations and Expenditures
Capital Improvement Program by District
Fiscal Year Ending 6/30/2019 - as of 12/31/2018

03	Makawao-Pukalani-Kula	Prior Year Encumbrance / Carryover	Amended Budget / Lapses	Year to Date Expended	Current Encumbrance 12/31/2018	Balance Available	% of Budget Available
	Index * Activity ** Program *** District						
99224	* PHASE 10 BOOSTER PUMP IMPR	0	7,000,000	0	0	7,000,000	100.0 %
539070	POOKELA WELL B		4,000,000			4,000,000	100.0 %
99225	* POOKELA WELL B	0	4,000,000	0	0	4,000,000	100.0 %
905	** WATER SUPPLY	5,994,425	8,488,956	928,834	1,054,547	12,500,000	86.3 %
331140	OLD HALEAKALA HWY SIDEWALK	998,000				998,000	100.0 %
93099	* State/Fed/Private FY2003/2013	998,000	0	0	0	998,000	100.0 %
345274	HALEAKALA HWY INTERSECT IMPR	22,961			22,961		0.0 %
94040	* HALEAKALA HWY INTERSEC/MAKAWAO	22,961	0	0	22,961	0	0.0 %
345403	BALDWIN AVE RESURFACING	21,851			21,851	1	0.0 %
345410	HALEAKALA HWY INTERSEC IMPR	1,250,000			525,209	724,791	58.0 %
94099	* State/Fed/Private FY94/04/2014	1,271,851	0	0	547,060	724,792	57.0 %
356223	KOKOMO RD PAVEMENT RECON	45,550			45,550		0.0 %
95038	* KOKOMO RD PAVEMENT RECONSTRCTN	45,550	0	0	45,550	0	0.0 %
356740	KOKOMO RD PAVEMENT RECON	2,139,730				2,139,730	100.0 %
356780	OLD HALEAKALA HWY PVMNT REHAB	949,328				949,328	100.0 %
95099	* State/Fed/PVT FY95-05-15	3,089,058	0	0	0	3,089,058	100.0 %
367010	MAK/MAKANI ROAD IMPROVEMENTS	312,404			312,404		0.0 %
96000	* FY2006/1996 CIP Projects	312,404	0	0	312,404	0	0.0 %
367118	HALEAKALA HWY INTER IMP	500,000			500,000		0.0 %
96018	* HALEAKALA HWY @ MAKAWAO AVE	500,000	0	0	500,000	0	0.0 %
367238	BALDWIN AVE RESURF PH2	167,283		6,918	160,365		0.0 %
96038	* BALDWIN AVE RESURF PH2	167,283	0	6,918	160,365	0	0.0 %

County of Maui
Statement of Appropriations and Expenditures
Capital Improvement Program by District
Fiscal Year Ending 6/30/2019 - as of 12/31/2018

03	Makawao-Pukalani-Kula	Prior Year Encumbrance / Carryover	Amended Budget / Lapses	Year to Date Expended	Current Encumbrance 12/31/2018	Balance Available	% of Budget Available
Index	* Activity ** Program *** District						
378389	KOKOMO/MAK AVE PAVEMNT RECONST	1,225,553		354,023	871,531		0.0 %
97089	* KOKOMO/MAK AVE PAVEMNT RECON	1,225,553	0	354,023	871,531	0	0.0 %
376740	KOKOMO RD/MAK AVE PVMNT PH2	6,422,629		988,750	2,011,017	3,422,862	53.3 %
97099	* State/Fed/PVT FY96 FY06 FY16	6,422,629	0	988,750	2,011,017	3,422,862	53.3 %
389020	KAUPAKALUA RD PAVEMENT RECONS		4,600,000		3,837,083	762,917	16.6 %
98099	* FY98/08/18 ST/FED/PVT	0	4,600,000	0	3,837,083	762,917	16.6 %
390088	PUKALANI TERRACE SDV PAVE RECO		1,000,000			1,000,000	100.0 %
99202	* PUK TERRACE SUB PAVE RECONST	0	1,000,000	0	0	1,000,000	100.0 %
390089	OLD HAL HWY DW (MAK AVE-PUK ST		1,000,000			1,000,000	100.0 %
99203	* OLD HAL HWY SDW MAK AVE TO PUK	0	1,000,000	0	0	1,000,000	100.0 %
907	** Roads	14,055,289	6,600,000	1,349,691	8,307,971	10,997,629	53.2 %
389707	MAKANI LF SITE RESTORATION	466,606	(466,606)				-
98007	* MAKANI LDFILL SITE RESTORATION	466,606	(466,606)	0	0	0	--
908	** Solid Waste Facilities	466,606	(466,606)	0	0	0	--
District ***	Makawao-Pukalani-Kula	26,130,736	21,361,308	8,747,845	14,067,750	24,676,451	52.0 %

County of Maui
Statement of Appropriations and Expenditures
Capital Improvement Program by District
Fiscal Year Ending 6/30/2019 - as of 12/31/2018

04	Wailuku-Kahului	Prior Year Encumbrance / Carryover	Amended Budget / Lapses	Year to Date Expended	Current Encumbrance 12/31/2018	Balance Available	% of Budget Available
	Index * Activity ** Program *** District						
371200	IAO STREAM IMPROVEMENTS	25,800			25,800		0.0 %
97000	* FY1997/2007 CIP projects	25,800	0	0	25,800	0	0.0 %
378295	PAPA AVE DRAINAGE IMPRV	399,950			399,950		0.0 %
97095	* PAPA AVE DRAINAGE IMPROVEMENTS	399,950	0	0	399,950	0	0.0 %
378396	C MAUI DRAINLINE REPAIRS	529,165		529,165			0.0 %
97096	* CENTRAL MAUI DRAINLINE REPAIRS	529,165	0	529,165	0	0	0.0 %
378397	TEST/INSPECT EXIST INJ WELLS	80,666		80,666			0.0 %
97097	* TESTING/INSPECTN-EXIST W/K INJ	80,666	0	80,666	0	0	0.0 %
378398	WAKEA/NIIHAU ST DRAINAGE IMPRV	445,000			445,000		0.0 %
97098	* WAKEA/NIIHAU ST DRAINAGE IMPR	445,000	0	0	445,000	0	0.0 %
389261	CENTRAL MAUI DRAINAGE REPAIRS	241,974		87,889	154,085		0.0 %
389277	CENTRAL MAUI DRAINAGE REPAIRS	166,612		35,489	131,123		0.0 %
98061	* CENTRAL MAUI DRAINLINE REPAIRS	408,586	0	123,378	285,208	0	0.0 %
389263	WAIEHU DRAINLINE REPAIRS	939,651		202,687	736,964		0.0 %
389278	KAHULUI DRAINLINE REPAIRS	2,173,503		503	2,173,000		0.0 %
98062	* KAHULUI DRAINLINE REPAIRS	3,113,154	0	203,190	2,909,964	0	0.0 %
390170	IAO STREAM FLOOD CTRL		600,000	600,000			0.0 %
99001	* IAO STREAM FLOOD CONTROL	0	600,000	600,000	0	0	0.0 %
390219	CML STORMWATER MGMT IMP		745,784	137,150	608,624	10	0.0 %
99124	* CML STORMWATER MGMT IMPROVEMNT	0	745,784	137,150	608,624	10	0.0 %
390294	CENTRAL MAUI DRAINAGE REPAIRS		894,070			894,070	100.0 %
99208	* CENTRAL MAUI DRAINLINE REPAIRS	0	894,070	0	0	894,070	100.0 %
390296	HAUOLI ST DRAINAGE BAS/OUT REP		208	208			0.0 %

County of Maui
Statement of Appropriations and Expenditures
Capital Improvement Program by District
Fiscal Year Ending 6/30/2019 - as of 12/31/2018

04	Wailuku-Kahului	Prior Year Encumbrance / Carryover	Amended Budget / Lapses	Year to Date Expended	Current Encumbrance 12/31/2018	Balance Available	% of Budget Available
Index	* Activity ** Program *** District						
99210	* HAUOLI STREET DRNG BASIN RPR	0	208	208	0	0	0.0 %
390297	IA STREAM BANK STABIL @ MY		500,000		500,000		0.0 %
99211	* IAO STREAM BANK STABILIZATION	0	500,000	0	500,000	0	0.0 %
901	** Drainage	5,002,321	2,740,062	1,673,757	5,174,546	894,080	11.5 %
390021	KAHULUI CIVIC CTR/CM TRANSIT		2,500,000			2,500,000	100.0 %
99099	* State/Fed/Private 99/09/19	0	2,500,000	0	0	2,500,000	100.0 %
390034	DATA CENTER AC REPLACEMENT		250,000			250,000	100.0 %
99139	* DATA CENTER A/C REPLACMENT	0	250,000	0	0	250,000	100.0 %
902	** Other Projects	0	2,750,000	0	0	2,750,000	100.0 %
345308	AIR CONDITION CHILLER REPLCT	8,624	(7,903)	721			0.0 %
94008	* AIR CONDITIONING CHILLER REPLC	8,624	(7,903)	721	0	0	0.0 %
367104	WAILUKU REDEV'T MUNI PRKG LOT	4,120			4,120		0.0 %
96004	* WAI REDEV MUNI PRK'G LOT EXP	4,120	0	0	4,120	0	0.0 %
367240	KALANA O MAUI ELECTRICAL	48,102			48,102		0.0 %
96040	* KALANA O MAUI ELECTRICAL UPGRD	48,102	0	0	48,102	0	0.0 %
378366	WAI REDEVT MUNI PRKG LOT EXP	2,723,918		1,347,111	1,376,807		0.0 %
97066	* WAI REDEV'T MUNI PARK'G LOT EX	2,723,918	0	1,347,111	1,376,807	0	0.0 %
378399	KALANA O MAUI LEAK REPAIRS	193,325		36,219	157,106		0.0 %
97092	* KALANA O MAUI BLDG LEAK REPRS	193,325	0	36,219	157,106	0	0.0 %
378405	2154 KAOHU ST BLDG IMPRVMNTS	844		844			0.0 %
97117	* 2154 Kaohu St Bldg Imprvmnts	844	0	844	0	0	0.0 %
378269	COUNTY SERVICE CENTER	125,919		69,301	56,618		0.0 %

County of Maui
Statement of Appropriations and Expenditures
Capital Improvement Program by District
Fiscal Year Ending 6/30/2019 - as of 12/31/2018

04	Wailuku-Kahului	Prior Year Encumbrance / Carryover	Amended Budget / Lapses	Year to Date Expended	Current Encumbrance 12/31/2018	Balance Available	% of Budget Available
Index	* Activity ** Program *** District						
97119	* COUNTY SERVICE CENTER	125,919	0	69,301	56,618	0	0.0 %
389226	NEW COUNTY SERVICE CENTER	20,000,000			20,000,000		0.0 %
389269	NEW COUNTY SERVICE CENTER	2,171,616		4,000	2,167,616		0.0 %
98026	* NEW COUNTY SERVICE CENTER	22,171,616	0	4,000	22,167,616	0	0.0 %
389744	WAILUKU REDEVT MUNI PRKG LOT	3,642,336		1,496,194	2,146,142		0.0 %
98044	* WAI REDV'T MUNI PARK'G LOT EXP	3,642,336	0	1,496,194	2,146,142	0	0.0 %
390235	WAILUKU CIVIC COMPLEX		10,170,126		10,170,126		0.0 %
390935	WAILUKU CIVIC COMPLEX		2,195,000		2,195,000		0.0 %
99140	* WAILUKU CIVIC COMPLEX	0	12,365,126	0	12,365,126	0	0.0 %
390206	CENTRAL MAUI TRANSIT HUB		647,600	31,095	616,505		0.0 %
99220	* CENTRAL MAUI TRANSIT HUB	0	647,600	31,095	616,505	0	0.0 %
903	** Government Facilities	28,918,804	13,004,823	2,985,485	38,938,142	0	0.0 %
345311	WM COMPLEX PAVING IMPROVEMENTS	23,345			23,345		0.0 %
94011	* WM COMPLEX PAVING IMPROVEMENTS	23,345	0	0	23,345	0	0.0 %
356411	KANAHA BEACH PRK MSTR PLAN	208	(1)	207			0.0 %
95011	* KANAHA BEACH PARK MASTER PLAN	208	(1)	207	0	0	0.0 %
367105	CENTRAL MAUI PARKS SYSTEM	68,224		7,905	60,319		0.0 %
96005	* CENTRL MAUI PARKS SYSTEM	68,224	0	7,905	60,319	0	0.0 %
367106	KEPANIWAI HERITAGE GARDENS	66,260		28,070	38,190		0.0 %
96006	* KEPANIWAI HERITAGE GARDENS	66,260	0	28,070	38,190	0	0.0 %
378256	CENTRAL MAUI PARKS SYSTEM	343,774		66,743	277,031		0.0 %
378355	CENTRAL MAUI PARKS SYSTEM	244,703		238,980	5,723		0.0 %

County of Maui
Statement of Appropriations and Expenditures
Capital Improvement Program by District
Fiscal Year Ending 6/30/2019 - as of 12/31/2018

04	Wailuku-Kahului	Prior Year Encumbrance / Carryover	Amended Budget / Lapses	Year to Date Expended	Current Encumbrance 12/31/2018	Balance Available	% of Budget Available
Index	* Activity ** Program *** District						
97055	* CENTRAL MAUI PARKS SYSTEM	588,477	0	305,723	282,754	0	0.0 %
378257	WAIEHU GC STARTER BOOTH/RESTO	401,790		217,110	184,680		0.0 %
97057	* WAIEHU GC STARTER BOOTH/RESTAU	401,790	0	217,110	184,680	0	0.0 %
378258	WAIEHU GC WWTR IMPR	33,100			33,100		0.0 %
97058	* WAIEHU GC WW IMPROVEMENTS	33,100	0	0	33,100	0	0.0 %
378260	WAIKAPU CC EXPANSION	17,869			17,869		0.0 %
97060	* WAIKAPU COMTY CTR EXPANSION	17,869	0	0	17,869	0	0.0 %
378262	WM COMPLEX PAVING IMPRV	54,932			54,932		0.0 %
97062	* WM COMPLEX PAVING IMPRVMNTS	54,932	0	0	54,932	0	0.0 %
389739	WAR MEMORIAL GYM BLDG IMPRV	278,850	(80,449)		198,401		0.0 %
98039	* WM GYM BLDG IMPROVEMENTS	278,850	(80,449)	0	198,401	0	0.0 %
389740	CENTRAL MAUI PARKS SYSTEM	990,457	(154,743)	189,620	646,094		0.0 %
98040	* CENTRAL MAUI PARKS SYSTEM	990,457	(154,743)	189,620	646,094	0	0.0 %
389741	WAIKAPU CC BASKETBALL CRT IMPV	99,739	(36,057)	63,682			0.0 %
98041	* WAIKAPU COM'TY CTR BB COURT	99,739	(36,057)	63,682	0	0	0.0 %
389742	NEW KAHULUI COM'TY CTR	250,000		25,213	224,787		0.0 %
98042	* NEW KAHULUI COMMUNITY CENTER	250,000	0	25,213	224,787	0	0.0 %
389268	WAIKAPU COM'TY CTR EXPANSION	1,488,030			1,488,030		0.0 %
98068	* WAIKAPU COM'TY CTR EXPANSION	1,488,030	0	0	1,488,030	0	0.0 %
390863	WAILUKU HEIGHTS EXT COM'TY ASS		5,000			5,000	100.0 %
99099	* State/Fed/Private 99/09/19	0	5,000	0	0	5,000	100.0 %
390061	KEPANIWAI HERITAG GARDENS IMPR		330,000			330,000	100.0 %

County of Maui
Statement of Appropriations and Expenditures
Capital Improvement Program by District
Fiscal Year Ending 6/30/2019 - as of 12/31/2018

04	Wailuku-Kahului	Prior Year Encumbrance / Carryover	Amended Budget / Lapses	Year to Date Expended	Current Encumbrance 12/31/2018	Balance Available	% of Budget Available
	Index * Activity ** Program *** District						
390862	WAILUKU HEIGHTS PARK		150,000			150,000	100.0 %
99176	* KEPANIWAI HERITAGE GARDEN IMP	0	480,000	0	0	480,000	100.0 %
390064	KOKUA POOL IMPROVEMENTS		450,000		60,229	389,771	86.6 %
99178	* KOKUA POOL IMPROVEMENTS	0	450,000	0	60,229	389,771	86.6 %
390065	ICHIRO MAEHARA BB STDM IMPRV		500,000		366,177	133,823	26.8 %
99179	* ICHIRO MAEHARA BSBL STAD IMP	0	500,000	0	366,177	133,823	26.8 %
390062	CENTRAL MAUI PARKS SYSTEM		240,000	10,771	79,326	149,904	62.5 %
99230	* CENTRAL MAUI PARKS SYSTEMS	0	240,000	10,771	79,326	149,904	62.5 %
904	** Parks and Recreation	4,361,281	1,403,750	848,301	3,758,233	1,158,498	20.1 %
501030	KAHULUI TANK II - CONSTRUCTION	1,750,000			1,750,000		0.0 %
91024	* Wai-kah distr system imprvmnts	1,750,000	0	0	1,750,000	0	0.0 %
536100	IAO WATER TREATMENT FAC REPLCM	2,545,905		2,285,439	260,466		0.0 %
96072	* IAO WTR TREATMENT FAC REPLCMNT	2,545,905	0	2,285,439	260,466	0	0.0 %
547030	CENTRAL MAUI RELIABLE CAPACITY	308,061			308,061		0.0 %
97114	* C MAUI RELIABLE CAPACITY	308,061	0	0	308,061	0	0.0 %
548250	KAHULUI TANK II	2,450,000	(2,450,000)				-
98086	* KAHULUI TANK II	2,450,000	(2,450,000)	0	0	0	- -
529050	CENTRAL MAUI RELIABLE CAPACITY	500,000	(342,950)	16,950	140,100		0.0 %
98087	* CENTRAL MAUI RELIABLE CAPACITY	500,000	(342,950)	16,950	140,100	0	0.0 %
529070	WAILUKU WATER CO ACQUISITION	150,000		72,916		77,084	51.4 %
98089	* WAILUKU WATER CO ACQUISITION	150,000	0	72,916	0	77,084	51.4 %
529530	WAIIEHU HEIGHTS WELL 1		2,500,000			2,500,000	100.0 %

County of Maui
Statement of Appropriations and Expenditures
Capital Improvement Program by District
Fiscal Year Ending 6/30/2019 - as of 12/31/2018

04	Wailuku-Kahului	Prior Year Encumbrance / Carryover	Amended Budget / Lapses	Year to Date Expended	Current Encumbrance 12/31/2018	Balance Available	% of Budget Available
Index	* Activity ** Program *** District						
99227	* WAIEHU HEIGHTS WELL 1	0	2,500,000	0	0	2,500,000	100.0 %
905	** WATER SUPPLY	7,703,966	(292,950)	2,375,305	2,458,627	2,577,084	34.8 %
331122	KAM AVE/HINA PVTMNT REHAB	144,423			144,423		0.0 %
93022	* KAMEHAMEHA/HINA PAVEMENT	144,423	0	0	144,423	0	0.0 %
331124	WAKEA PVMNT KAAHUMANU/PUUNENE	61,735			61,735		0.0 %
93024	* WAKEA/KAAHUMANU/PUUNENE PVMNT	61,735	0	0	61,735	0	0.0 %
337504	KAMEHAMEHA AVE PAVEMENT REHAB	1,522,324			577,690	944,634	62.1 %
337515	WAKEA AVE PAVEMENT REHAB	1,060,906			246,775	814,132	76.7 %
93099	* State/Fed/Private FY2003/2013	2,583,230	0	0	824,465	1,758,766	68.1 %
345248	WAIALE RD SHOULDER IMPROVEMENT	62,360			62,360		0.0 %
94048	* WAIALE RD SHOULDER IMPROVEMENT	62,360	0	0	62,360	0	0.0 %
345250	WAKEA AVE/WELLS PAVEMENT REHAB	45,199			45,199		0.0 %
94050	* WAKEA/WELLS ST PAVEMENT REHAB	45,199	0	0	45,199	0	0.0 %
345401	WAKEA AVE/WELLS ST PAVEMENT RE	348,103			275,574	72,529	20.8 %
345402	WAKEA AVE at HINA TRAFFIC	56,346				56,346	100.0 %
347520	PAPA AVE PAVEMENT REHABILITATI	34,603			34,603		0.0 %
94099	* State/Fed/Private FY94/04/2014	439,052	0	0	310,177	128,875	29.4 %
356244	KAHAKULOA STREAM BRIDGE	188,688		70,258	118,430		0.0 %
95044	* KAHAKULOA STREAM BRIDGE	188,688	0	70,258	118,430	0	0.0 %
356245	WAIALE ROAD EXTENSION	325,948			336,268	(10,320)	(3.2)%
95045	* WAIALE ROAD EXTENSION	325,948	0	0	336,268	(10,320)	(3.2)%
356700	HANSEN RD PAVEMENT RECONS	92,823				92,823	100.0 %

County of Maui
Statement of Appropriations and Expenditures
Capital Improvement Program by District
Fiscal Year Ending 6/30/2019 - as of 12/31/2018

04	Wailuku-Kahului	Prior Year Encumbrance / Carryover	Amended Budget / Lapses	Year to Date Expended	Current Encumbrance 12/31/2018	Balance Available	% of Budget Available
Index	* Activity ** Program *** District						
95099	* State/Fed/PVT FY95-05-15	92,823	0	0	0	92,823	100.0 %
367129	CENTRAL MAUI BIKE/PEDESTRIAN	13,528		11,385	2,143		0.0 %
96029	* CENTRAL MAUI BIKE & PEDESTRIAN	13,528	0	11,385	2,143	0	0.0 %
378206	KAHAKULOA STREAM BRIDGE	649,402		649,402			0.0 %
97100	* KAHAKULOA STREAM BRIDGE	649,402	0	649,402	0	0	0.0 %
378207	ONEHEE/KEA PAVEMNT REHAB	153,667		78,724	74,943		0.0 %
97101	* ONEHEE/KEA PAVEMNT REHAB	153,667	0	78,724	74,943	0	0.0 %
378402	C MAUI SIGNAL UPGRADE	236,020		6,390	229,630		0.0 %
97102	* CENTRAL MAUI SIGNAL UPGRADES	236,020	0	6,390	229,630	0	0.0 %
378403	KAMEHAMEHA AVE SW IMPRV	13,360	(13,360)				-
97103	* KAMEHAMEHA AVE SIDEWALK IMPR	13,360	(13,360)	0	0	0	- -
378404	WAKEA/KAMEHA INTERSEC IMPRV	141,466			141,466		0.0 %
97104	* WAKEA/KAMEHA AVE INTERSCTN IMP	141,466	0	0	141,466	0	0.0 %
389800	PAVEMENT REHAB S MAUI ROADS	5,448,986		816,634	2,936,565	1,695,787	31.1 %
98099	* FY98/08/18 ST/FED/PVT	5,448,986	0	816,634	2,936,565	1,695,787	31.1 %
390099	KAM AVE @ MAUI LANI PRK INTER		610,000			610,000	100.0 %
390299	KAM AVE @ MAUI LANI PKWY INTER		2,245,240	815	2,854,425	(610,000)	(27.2)%
99213	* KAM AVE @ MAUI LANI INTER IMPR	0	2,855,240	815	2,854,425	0	0.0 %
390100	WAIALE RD IMP AT WAIINU ROAD		300,000			300,000	100.0 %
99214	* WAIALE RD IMP @ WAIINU ROAD	0	300,000	0	0	300,000	100.0 %
390101	PAPA AVE COMPLETE STREETS IMPR		150,000			150,000	100.0 %
99215	* PAPA AVE COMPLETE STRTS IMPR	0	150,000	0	0	150,000	100.0 %

County of Maui
Statement of Appropriations and Expenditures
Capital Improvement Program by District
Fiscal Year Ending 6/30/2019 - as of 12/31/2018

04	Wailuku-Kahului	Prior Year Encumbrance / Carryover	Amended Budget / Lapses	Year to Date Expended	Current Encumbrance 12/31/2018	Balance Available	% of Budget Available
Index	* Activity ** Program *** District						
390102	LONO AVENUE EXTENSION		300,000			300,000	100.0 %
99216	* LONO AVENUE EXTENSION	0	300,000	0	0	300,000	100.0 %
907	** Roads	10,599,887	3,591,880	1,633,608	8,142,229	4,415,931	31.1 %
378315	CML SYS CTRL/DATA ACQUISTN	39,366		21,922	17,444		0.0 %
97015	* CML SYS CONTROL & DATA ACQUI	39,366	0	21,922	17,444	0	0.0 %
378316	LEACHATE COLL/RECOV/EDS UPGRD	49,632		23,133	26,499		0.0 %
97016	* LEACHATE COLL/RECOVERY/ELEC DS	49,632	0	23,133	26,499	0	0.0 %
389712	LEACHATE COLL/RECOV/ELEC DS UP	250,000			250,000		0.0 %
98012	* LEACHATE COLL/REC/ELEC DSUpgrd	250,000	0	0	250,000	0	0.0 %
389713	WAIKAPU LF SITE RESTORATN	82,415	(13)	26,520	55,882		0.0 %
98013	* WAIKAPU LDFILL SITE RESTORATN	82,415	(13)	26,520	55,882	0	0.0 %
389714	CML PHASE V-B EXTENSION	2,632,337		2,380,205	252,132		0.0 %
98014	* CML PH V-B EXTENSION	2,632,337	0	2,380,205	252,132	0	0.0 %
390220	CML MONIT WELL DES & CONST		494,710	67,953	426,757		0.0 %
99125	* CML MONITORING WELL DES/CONSTR	0	494,710	67,953	426,757	0	0.0 %
390222	CML PHASE III		250,000	35,385	214,615		0.0 %
99127	* CML LANDFILL PHASE III	0	250,000	35,385	214,615	0	0.0 %
390023	LEACHATE COLL/RECOV/ELEC DS UP		500,000		500,000		0.0 %
99128	* LEACHATE COLL/RECOVERY/ELEC DS	0	500,000	0	500,000	0	0.0 %
390024	CML SYS CONTROL & DATA ACQ		300,000			300,000	100.0 %
99129	* CML SYS CONTROL & DATA ACQUI	0	300,000	0	0	300,000	100.0 %
908	** Solid Waste Facilities	3,053,750	1,544,697	2,555,118	1,743,329	300,000	6.5 %

County of Maui
Statement of Appropriations and Expenditures
Capital Improvement Program by District
Fiscal Year Ending 6/30/2019 - as of 12/31/2018

04	Wailuku-Kahului	Prior Year Encumbrance / Carryover	Amended Budget / Lapses	Year to Date Expended	Current Encumbrance 12/31/2018	Balance Available	% of Budget Available
Index	* Activity ** Program *** District						
356463	EPA CONSENT DECREE SEWER REHAB	19,663		16,153	3,510		0.0 %
95063	* EPA CONSENT DECREE SEWER REHAB	19,663	0	16,153	3,510	0	0.0 %
378317	EPA SEWER REHABILITATION	101,414		100,000	1,414		0.0 %
97017	* EPA SEWER REHABILITATION	101,414	0	100,000	1,414	0	0.0 %
378318	WAI-KAH WWRF SOLID BLDG RENO	298,066			298,066		0.0 %
97018	* WAI-KAH WWRF SOLIDS BLDG RENO	298,066	0	0	298,066	0	0.0 %
389715	WAI-KAH EPA COMP SEWER REHAB	1,000,000			1,000,000		0.0 %
98015	* WAI-KAH EPA COMP SEWER REHAB	1,000,000	0	0	1,000,000	0	0.0 %
389716	WAI-KAH RECYCLED WTR FM	500,000	(43)		499,957		0.0 %
98016	* WAI-KAH RECYCLED WATER FM	500,000	(43)	0	499,957	0	0.0 %
390019	HAWAIIAN HOMES FM REPLACEMENT		253,000		253,000		0.0 %
99019	* Hawaiian Homes FM Replacement	0	253,000	0	253,000	0	0.0 %
390025	WAI-KAH EPA COMP SEWER REHAB		2,000,000			2,000,000	100.0 %
99130	* WAI-KAH EPA COMP SEWER REHAB	0	2,000,000	0	0	2,000,000	100.0 %
390026	WAI-KAH WWRF EMERG EFFL FM		450,000			450,000	100.0 %
99131	* WAI-KAH WWRF EMERG EFF FM	0	450,000	0	0	450,000	100.0 %
909	** Wastewater Facilities	1,919,143	2,702,957	116,153	2,055,947	2,450,000	53.0 %
District ***	Wailuku-Kahului	61,559,152	27,445,219	12,187,727	62,271,053	14,545,593	16.3 %

County of Maui
Statement of Appropriations and Expenditures
Capital Improvement Program by District
Fiscal Year Ending 6/30/2019 - as of 12/31/2018

05	Kihei-Makena	Prior Year	Amended	Year	Current	Balance	% of
	Index	Encumbrance	Budget /	to Date	Encumbrance	Available	Budget
	* Activity ** Program *** District	/ Carryover	Lapses	Expended	12/31/2018		Available
331244	HAUOLI ST DRAINAGE IMPRVMT	27,790			27,790		0.0 %
93044	* HAUOLI ST DRAINAGE IMPROVEMNT	27,790	0	0	27,790	0	0.0 %
378218	S KIHEI RD CULVERT REPLCMNT	144,976			144,976		0.0 %
97118	* S KIHEI RD CULVERT REPLCMNT	144,976	0	0	144,976	0	0.0 %
389264	SOUTH MAUI DRAINLINE REPAIRS	450,000			450,000		0.0 %
98066	* SOUTH MAUI DRAINLINE REPAIRS	450,000	0	0	450,000	0	0.0 %
390287	SOUTH MAUI DRAINLINE REPAIRS		5,977	5,750		227	3.8 %
99198	* SOUTH MAUI DRAINLINE REPAIRS	0	5,977	5,750	0	227	3.8 %
901	** Drainage	622,766	5,977	5,750	622,766	227	0.0 %
356416	SOUTH MAUI PARKS SYSTEM	59,491			59,491		0.0 %
95016	* SOUTH MAUI PARKS SYSTEM	59,491	0	0	59,491	0	0.0 %
356227	SO MAUI COMMUNITY PARK	31,395		31,395			0.0 %
95048	* SOUTH MAUI COMMUNITY PARK	31,395	0	31,395	0	0	0.0 %
367107	SOUTH MAUI PARKS SYSTEM	26,582		26,582			0.0 %
96007	* SOUTH MAUI PARKS SYSTEM	26,582	0	26,582	0	0	0.0 %
367108	WAIPUILANI PARK IRRIGATION	30,529		3,900	26,629		0.0 %
96008	* WAIPUILANI PARK IRRIGATION	30,529	0	3,900	26,629	0	0.0 %
378244	SOUTH MAUI PARKS SYSTEM	226,281			226,281		0.0 %
378340	SOUTH MAUI PARKS SYSTEM	417,720			417,720		0.0 %
97040	* SOUTH MAUI PARKS SYSTEM	644,001	0	0	644,001	0	0.0 %
378341	WAIPUILANI PRK IRRIGATION	1,553		1,448	105		0.0 %
97041	* WAIPUILANI PARK IRRIGATN SYS	1,553	0	1,448	105	0	0.0 %

County of Maui
Statement of Appropriations and Expenditures
Capital Improvement Program by District
Fiscal Year Ending 6/30/2019 - as of 12/31/2018

05	Kihei-Makena	Prior Year Encumbrance / Carryover	Amended Budget / Lapses	Year to Date Expended	Current Encumbrance 12/31/2018	Balance Available	% of Budget Available
Index	* Activity ** Program *** District						
378243	SM COMMUNITY PARK	544,968			544,968		0.0 %
97043	* S MAUI COMMUNITY PARK	544,968	0	0	544,968	0	0.0 %
378223	SM COMMUNITY PARK REC CTR	13,626,021		5,690,753	7,935,267		0.0 %
97123	* SM COMM'ITY PARK REC CTR	13,626,021	0	5,690,753	7,935,267	0	0.0 %
389732	SOUTH MAUI PARKS SYSTEM	638,000	(269,475)	200	368,325		0.0 %
98032	* SOUTH MAUI PARKS SYSTEM	638,000	(269,475)	200	368,325	0	0.0 %
389756	WAIPUILANI PARK IRRIGATION SYS	80,162	(44,152)	1,103	34,907		0.0 %
98063	* WAIPUILANI PARK IRRIGATION SYS	80,162	(44,152)	1,103	34,907	0	0.0 %
390042	SOUTH MAUI PARKS SYSTEM		195,000			195,000	100.0 %
390842	KALAMA PARK PLAYGROUND SURF		150,000			150,000	100.0 %
390942	SOUTH MAUI PARKS SYSTEM		492,000			492,000	100.0 %
99157	* SOUTH MAUI PARKS SYSTEM	0	837,000	0	0	837,000	100.0 %
390043	KENOLIO REC COMP OPEN BLDG REP		50,000			50,000	100.0 %
99158	* KENOLIO REC COMP BLDG REPAIR	0	50,000	0	0	50,000	100.0 %
390044	SOUTH MAUI COMMUNITY PARK		500,000			500,000	100.0 %
99159	* SOUTH MAUI COMMUNITY PARK	0	500,000	0	0	500,000	100.0 %
390045	KAMAOLE POINT PAVILIONA		250,000			250,000	100.0 %
99160	* KAMAOLE POINT PAVILION	0	250,000	0	0	250,000	100.0 %
390046	SM COMM PARK REC CENTER		900,000	78,037	361,562	460,401	51.2 %
99161	* SM COMM'ITY PARK REC CTR	0	900,000	78,037	361,562	460,401	51.2 %
904	** Parks and Recreation	15,682,702	2,223,373	5,833,418	9,975,255	2,097,401	11.7 %
521540	BOOSTER PMP/MTR	22,985			22,985		0.0 %

County of Maui
Statement of Appropriations and Expenditures
Capital Improvement Program by District
Fiscal Year Ending 6/30/2019 - as of 12/31/2018

05	Kihei-Makena	Prior Year Encumbrance / Carryover	Amended Budget / Lapses	Year to Date Expended	Current Encumbrance 12/31/2018	Balance Available	% of Budget Available
	Index * Activity ** Program *** District						
91065	* Kihei-Makena distrbtn sys impr	22,985	0	0	22,985	0	0.0 %
549050	NORTH KIHEI WATER TANK		100,000			100,000	100.0 %
99226	* NORTH KIHEI WATER TANK	0	100,000	0	0	100,000	100.0 %
905	** WATER SUPPLY	22,985	100,000	0	22,985	100,000	81.3 %
345331	NORTH SO COLLECTOR RD/NAMAUU	52,371			52,371		0.0 %
94031	* NORTH SOUTH COLLECTOR ROAD	52,371	0	0	52,371	0	0.0 %
345400	SO KIHEI RD PAVEMENT REHAB	325,582				325,582	100.0 %
94099	* State/Fed/Private FY94/04/2014	325,582	0	0	0	325,582	100.0 %
356215	WAILEA ALANUI/IKE DR PAVEMENT	1,942		1,942			0.0 %
95049	* WAILEA ALANUI/IKE DR PVMNT IM	1,942	0	1,942	0	0	0.0 %
367244	NORTH SO COLLECTOR RD	256,900		256,900			0.0 %
96044	* NORTH SOUTH COLLECTOR RD	256,900	0	256,900	0	0	0.0 %
367184	S MAUI REGIONAL TRAFFIC	74,801		56,013	18,788		0.0 %
96084	* S MAUI REGIONAL TRAFFIC MP	74,801	0	56,013	18,788	0	0.0 %
367577	NORTH SO COLLECTOR RD	246,378		90,449	155,929		0.0 %
367579	KIHEI BIKEWAY PHASE 2	45,803			45,803		0.0 %
369501	KIHEI BIKEWAY PHASE 2	73,845			73,845		0.0 %
369503	SO MAUI TRAFFIC MASTER PLAN	342,000			342,000		0.0 %
369505	KUIKAHI DR PAVEMENT REHAB	408,626		(6,400)	124,761	290,264	71.0 %
369507	BALDWIN AVE PAVEMNT REHAB PH2	838,030			838,030		0.0 %
96099	* State/FED/PVT FY96 FY06 FY16	1,954,682	0	84,049	1,580,368	290,264	14.8 %
378385	WAIPUILANI BIKE PATH	48,273		10,188	38,084		0.0 %
97085	* WAIPUILANI BIKE PATH	48,273	0	10,188	38,084	0	0.0 %

County of Maui
Statement of Appropriations and Expenditures
Capital Improvement Program by District
Fiscal Year Ending 6/30/2019 - as of 12/31/2018

05	Kihei-Makena	Prior Year Encumbrance / Carryover	Amended Budget / Lapses	Year to Date Expended	Current Encumbrance 12/31/2018	Balance Available	% of Budget Available
Index	* Activity ** Program *** District						
389267	S MAUI PAVEMENT REHAB	938,101		205,158	734,141	(1,198)	(0.1)%
389279	S MAUI PAVEMENT REHAB	396,800		131,053	265,747		0.0 %
98067	* S MAUI PAVEMENT REHAB VAR LOC	1,334,901	0	336,211	999,888	(1,198)	(0.1)%
390086	S.KIHEI RD DW IMPR (PIIKEA-KU)		200,000		200,000		0.0 %
99200	* S. KIHEI RD SW IMP-PIIKEA-K'HA	0	200,000	0	200,000	0	0.0 %
390087	ILIMA AVE SW IMPR (3RD-7TH)		280,000			280,000	100.0 %
99201	* ILIMA SW IMP (3RD-7TH STR)	0	280,000	0	0	280,000	100.0 %
907	** Roads	4,049,452	480,000	745,303	2,889,499	894,648	19.8 %
356482	S MAUI RECYCLED WTR DIST SYS	18,626			18,626		0.0 %
95082	* SO MAUI RECYCLED WATER DISTRIB	18,626	0	0	18,626	0	0.0 %
367173	KIHEI #16 PS REHAB/FM REPLC	805,474		641,233	164,242		0.0 %
96073	* KIHEI #16 PS REHAB/FM REPLCMNT	805,474	0	641,233	164,242	0	0.0 %
378309	KENOLIO RD/KOKI SEWER REHAB	1,272		1,272			0.0 %
97009	* KENOLIO RD/KOKI PL SEWER REHAB	1,272	0	1,272	0	0	0.0 %
378310	KIHEI WWF RTU UPGRDS	830,923		150,954	679,968		0.0 %
97010	* KIHEI WWRF RTU UPGRADES	830,923	0	150,954	679,968	0	0.0 %
378311	N KIHEI MAUKA TRNSM SYS	8,743		8,743			0.0 %
97011	* N KIHEI MAUKA TRANSMISSION SYS	8,743	0	8,743	0	0	0.0 %
378407	KIHEI #16 PS REHAB/FM REPLC	1,009,243			1,009,243		0.0 %
97120	* KIHEI #16 PS REHAB/FM REPLC	1,009,243	0	0	1,009,243	0	0.0 %
389705	S KIHEI RD GRAVITY SYS CAP UPG	500,000	(500,000)				-
98005	* SK RD GRAVITY SYSTEM CAP UPGRD	500,000	(500,000)	0	0	0	- -

County of Maui
Statement of Appropriations and Expenditures
Capital Improvement Program by District
Fiscal Year Ending 6/30/2019 - as of 12/31/2018

05	Kihei-Makena	Prior Year Encumbrance / Carryover	Amended Budget / Lapses	Year to Date Expended	Current Encumbrance 12/31/2018	Balance Available	% of Budget Available
Index	* Activity ** Program *** District						
389406	SM RECYCLED WATER SYS EXP	3,750,000			3,750,000		0.0 %
389706	SM RECYCLED WATER SYS EXP	2,750,000			2,750,000		0.0 %
98006	* SM RECYCLED WATER SYSTEM EXP	6,500,000	0	0	6,500,000	0	0.0 %
390020	SM RECYCLED WATER SYSTEM EXP		1,273,000		1,273,000		0.0 %
99002	* SM RECYCLED WATER SYSTEM EXP	0	1,273,000	0	1,273,000	0	0.0 %
390010	NORTH KIEHI MAUKA TRANS		1,500,000			1,500,000	100.0 %
99115	* NORTH KIEHI MAUKA TRANS SYSTEM	0	1,500,000	0	0	1,500,000	100.0 %
390011	KENOLIO/KOKI SEWER REHAB		800,000		800,000		0.0 %
99116	* KENOLIO/KOKI SEWER REHABILITAT	0	800,000	0	800,000	0	0.0 %
390012	KIHEI NO.7 FM REPLACE		150,000			150,000	100.0 %
99117	* KIHEI NO.7 FM REPLACEMENT	0	150,000	0	0	150,000	100.0 %
390013	KIHEI NO.8 FM REPLACEMENT		200,000			200,000	100.0 %
99118	* KIHEI NO.8 FM REPLACEMENT	0	200,000	0	0	200,000	100.0 %
390014	LILoa DRD RECYCLED WATER LINE		500,000		136,108	363,892	72.8 %
99119	* LILOA DR RECYCLED WATER LINE	0	500,000	0	136,108	363,892	72.8 %
390015	KIHEI WWRF GRIT SYS REPLACE		6,500,000			6,500,000	100.0 %
99120	* KIHEI WWRF GRIT SYSTEM REPLACE	0	6,500,000	0	0	6,500,000	100.0 %
909	** Wastewater Facilities	9,674,281	10,423,000	802,202	10,581,187	8,713,892	43.4 %
District ***	Kihei-Makena	30,052,186	13,232,350	7,386,673	24,091,692	11,806,168	27.3 %

County of Maui
Statement of Appropriations and Expenditures
Capital Improvement Program by District
Fiscal Year Ending 6/30/2019 - as of 12/31/2018

06	West Maui	Prior Year Encumbrance / Carryover	Amended Budget / Lapses	Year to Date Expended	Current Encumbrance 12/31/2018	Balance Available	% of Budget Available
	Index * Activity ** Program *** District						
321213	LAHAINA WATERSHED FLOOD CTRL	182,084		1,208	180,876		0.0 %
92033	* LAHAINA WATERSHED FLOOD CONTRL	182,084	0	1,208	180,876	0	0.0 %
337506	LAH WATERSHED PROJ DIV PH 3A	582,877				582,877	100.0 %
93099	* State/Fed/Private FY2003/2013	582,877	0	0	0	582,877	100.0 %
345276	LAHAINA WATERSHED FLOOD CTRL	56			56		0.0 %
94054	* LAHAINA WATERSHED FLOOD CNTRL	56	0	0	56	0	0.0 %
356216	LAHAINA WATERSHED FLD CTRL	5,151			5,151		0.0 %
95050	* LAHAINA WATERSHED FLD CONTROL	5,151	0	0	5,151	0	0.0 %
367245	LAHAINA WATERSHED FLD CTRL	1,985,000			1,985,000		0.0 %
96045	* LAHAINA WATERSHED FLOOD CTRL	1,985,000	0	0	1,985,000	0	0.0 %
390105	LAH AQUATIC CTR RET BASIN REST		75,000			75,000	100.0 %
99219	* LAH AQUA CTR RET BASIN RESTORE	0	75,000	0	0	75,000	100.0 %
901	** Drainage	2,755,168	75,000	1,208	2,171,083	657,877	23.2 %
379517	STATE OF HAWAII DOH GRANT	58,205		40,671	17,430	104	0.2 %
97099	* State/Fed/PVT FY96 FY06 FY16	58,205	0	40,671	17,430	104	0.2 %
902	** Other Projects	58,205	0	40,671	17,430	104	0.2 %
345266	MOKUHINIA ECOSYSTEM/RESTORATN	15,257			15,257		0.0 %
94107	* MOKUHINIA ECOSYSTEM/RESTORATN	15,257	0	0	15,257	0	0.0 %
356560	MOKUHINIA ECOSYSTEM RESTO	3,000			3,000		0.0 %
95094	* MOKUHINIA ECOSYSTEM RESTO SYS	3,000	0	0	3,000	0	0.0 %
367154	WEST MAUI PARKS SYSTEM	19,665		19,665			0.0 %
96054	* WEST MAUI PARKS SYSTEM	19,665	0	19,665	0	0	0.0 %

County of Maui
Statement of Appropriations and Expenditures
Capital Improvement Program by District
Fiscal Year Ending 6/30/2019 - as of 12/31/2018

06	West Maui	Prior Year Encumbrance / Carryover	Amended Budget / Lapses	Year to Date Expended	Current Encumbrance 12/31/2018	Balance Available	% of Budget Available
	Index * Activity ** Program *** District						
378264	WEST MAUI PARKS SYSTEM	342,627		323,706	18,921		0.0 %
378363	WEST MAUI PARKS SYSTEM	44,723		33,940	10,783		0.0 %
378365	WEST MAUI PARKS SYSTEM	142,544			142,544		0.0 %
97063	* W MAUI PARKS SYSTEM	529,894	0	357,646	172,248	0	0.0 %
389743	WEST MAUI PARKS SYSTEM	938,600			938,600		0.0 %
98043	* WEST MAUI PARKS SYSTEM	938,600	0	0	938,600	0	0.0 %
390066	WEST MAUI PARKS SYSTEM		462,000	4,393	197,336	260,271	56.3 %
99180	* WEST MAUI PARKS SYSTEM	0	462,000	4,393	197,336	260,271	56.3 %
390067	LAUNIUPOKO MASTER PLAN		500,000			500,000	100.0 %
99181	* LAUNIUPOKO MASTER PLAN	0	500,000	0	0	500,000	100.0 %
904	** Parks and Recreation	1,506,416	962,000	381,704	1,326,441	760,271	30.8 %
541210	WEST MAUI SOURCE DEVELOPMENTS	131,898		70,212	61,686		0.0 %
91060	* West Maui srce/trmnt plnt impr	131,898	0	70,212	61,686	0	0.0 %
524850	WEST MAUI DIST SYSTEM IMPROVMT	56,327			4,375	51,952	92.2 %
94101	* WEST MAUI DIST SYSTEM IMPRVMT	56,327	0	0	4,375	51,952	92.2 %
545150	WEST MAUI RELIABLE CAPACITY	86,399		86,399			0.0 %
95085	* WEST MAUI RELIABLE CAPACITY	86,399	0	86,399	0	0	0.0 %
529060	WEST MAUI RELIABLE CAPACITY	5,000,000	(5,000,000)				-
538020	WEST MAUI RELIABLE CAPACITY	5,000,000	(5,000,000)				-
98088	* MAHINAHINA WELL #1 DEV'T	10,000,000	(10,000,000)	0	0	0	- -
529540	WEST MAUI SOURCE DEVELOPMENT		6,100,000			6,100,000	100.0 %
539080	WEST MAUI RELIABLE CAPACITY		4,250,000			4,250,000	100.0 %
99228	* WEST MAUI SOURCE DEVELOPMENT	0	10,350,000	0	0	10,350,000	100.0 %

County of Maui
Statement of Appropriations and Expenditures
Capital Improvement Program by District
Fiscal Year Ending 6/30/2019 - as of 12/31/2018

06	West Maui	Prior Year Encumbrance / Carryover	Amended Budget / Lapses	Year to Date Expended	Current Encumbrance 12/31/2018	Balance Available	% of Budget Available
Index	* Activity ** Program *** District						
529550	WEST MAUI WATERLINE IMPROVMT		1,100,000			1,100,000	100.0 %
99229	* WEST MAUI WATERLINE IMPR	0	1,100,000	0	0	1,100,000	100.0 %
905	** WATER SUPPLY	10,274,624	1,450,000	156,611	66,061	11,501,952	98.1 %
307027	SHAW ST SIDEWALK/WAINEE ST	1,533		1,533			0.0 %
90126	* Shaw st/Wainee st to Hpiilani	1,533	0	1,533	0	0	0.0 %
356575	WM ROADWAY IMPRV MTV GRANT	715,000		89,360	54,040	571,600	79.9 %
95099	* State/Fed/PVT FY95-05-15	715,000	0	89,360	54,040	571,600	79.9 %
367575	WM ROADWAY IMPRV SVO GRANT	1,700,000				1,700,000	100.0 %
96099	* State/FED/PVT FY96 FY06 FY16	1,700,000	0	0	0	1,700,000	100.0 %
378406	WM GREENWAY PILOT PRJ	191,355		14,282	177,073		0.0 %
97106	* WM GREENWAY PILOT PROJECT	191,355	0	14,282	177,073	0	0.0 %
907	** Roads	2,607,888	0	105,175	231,113	2,271,600	87.1 %
389717	LOWALU LF SITE RESTORATION	166,554	(41)	66,895	99,619		0.0 %
98017	* LOWALU LDFILL SITE RESTORATN	166,554	(41)	66,895	99,619	0	0.0 %
908	** Solid Waste Facilities	166,554	(41)	66,895	99,619	0	0.0 %
331168	LAHAINA WWRF ODOR CONTROL	11,665			11,665		0.0 %
93068	* LAHAINA WWRF ODOR CONTROL	11,665	0	0	11,665	0	0.0 %
331183	WEST MAUI RECYCLED WATER PROJ	163,298				163,298	100.0 %
93091	* WEST MAUI RECYCLED WATER PROJ	163,298	0	0	0	163,298	100.0 %
345374	KAANAPALI RESORT R-1 WATER DIS	668,640			668,640		0.0 %
94074	* KAAANAPALI RESORT R-1 H2O DIST	668,640	0	0	668,640	0	0.0 %
345377	W MAUI RECYC'D WATER SYS EXP	49,675			49,675		0.0 %

County of Maui
Statement of Appropriations and Expenditures
Capital Improvement Program by District
Fiscal Year Ending 6/30/2019 - as of 12/31/2018

06	West Maui	Prior Year Encumbrance / Carryover	Amended Budget / Lapses	Year to Date Expended	Current Encumbrance 12/31/2018	Balance Available	% of Budget Available
	Index * Activity ** Program *** District						
94077	* WEST MAUI RECYCLED H2O SYS EXP	49,675	0	0	49,675	0	0.0 %
356470	NAPILI #5&6 FM REPLACEMENTS	95,451		5,498	89,952		0.0 %
95070	* NAPILI NO. 5/6 FM REPLACEMENTS	95,451	0	5,498	89,952	0	0.0 %
356471	NAPILI WWPS #1-6 MODIFC	140,109			140,109		0.0 %
95071	* NAPILI WW PUMP STN1-6 MODIFCTN	140,109	0	0	140,109	0	0.0 %
369201	LAHAINA WWRF MODFCTN STAGE 1A	108,171			108,171		0.0 %
96000	* FY2006/1996 CIP Projects	108,171	0	0	108,171	0	0.0 %
367161	W MAUI RECYCLED WTR SYS	692,566			692,566		0.0 %
96061	* W MAUI RECYCLED WATER S EXP	692,566	0	0	692,566	0	0.0 %
378320	LAHAINA WWRF UPGRD PORTBL REUS	7,366		7,366			0.0 %
97020	* LAH WWRF UPGRD/DIR POTABLE REU	7,366	0	7,366	0	0	0.0 %
378321	NAPILI #3 FM REPLCMENT	134,962		19,160	115,801		0.0 %
97021	* NAPILI NO.3 FM REPLACEMENT	134,962	0	19,160	115,801	0	0.0 %
378322	NAPILI #4 FM REPLCMENT	141,598		29,713	111,885		0.0 %
97022	* NAPILI NO.4 FM REPLCMNT	141,598	0	29,713	111,885	0	0.0 %
378323	NAPILI #5 #6 FM REPLCMENT	3,200,000		263,690	2,936,310		0.0 %
97023	* NAPILI NOS.5&6 FM REPLCMNT	3,200,000	0	263,690	2,936,310	0	0.0 %
378324	LAHAINA WWRF MODI STG 1A	4,754,529		4,754,529			0.0 %
97024	* LAHAINA WWRF MODI, STAGE 1A	4,754,529	0	4,754,529	0	0	0.0 %
378325	SHERATON WWPS MODIFICATIONS	1,000,000		298,755	701,246		0.0 %
97025	* SHERATON WWPS MODIFICATIONS	1,000,000	0	298,755	701,246	0	0.0 %
378408	LAHAINA WWPS #3 MODI	65,455		65,455			0.0 %

County of Maui
Statement of Appropriations and Expenditures
Capital Improvement Program by District
Fiscal Year Ending 6/30/2019 - as of 12/31/2018

06	West Maui	Prior Year Encumbrance / Carryover	Amended Budget / Lapses	Year to Date Expended	Current Encumbrance 12/31/2018	Balance Available	% of Budget Available
Index	* Activity ** Program *** District						
97121	* LAHAINA WWPS #3 MODIFICATIONS	65,455	0	65,455	0	0	0.0 %
389718	NAPILI WWPS #5 MODIFICATIONS	2,300,000	(192,813)		2,107,187		0.0 %
98018	* NAPILI WWPS #5 MODIFICATIONS	2,300,000	(192,813)	0	2,107,187	0	0.0 %
389719	NAPILI WWPS #6 MODIFICATIONS	2,300,000	(192,813)		2,107,187		0.0 %
98019	* NAPILI WWPS #6 MODIFICATIONS	2,300,000	(192,813)	0	2,107,187	0	0.0 %
389720	LAHAINA WWRF MODI STAGE 1A	23,152,642	(59,763)	8,561,167	14,531,712		0.0 %
98020	* LAHAINA WWRF MODI, STAGE 1A	23,152,642	(59,763)	8,561,167	14,531,712	0	0.0 %
389746	LAHAINA WWRF PRIMARY ELECTRICA	2,423,472			2,423,472		0.0 %
98065	* LAHAINA WWRF PRIMARY ELECTRICA	2,423,472	0	0	2,423,472	0	0.0 %
390028	NAPILI WWPS #4 MODIFICATIONS		400,000			400,000	100.0 %
99133	* NAPILI WWPS #4 MODIFICATIONS	0	400,000	0	0	400,000	100.0 %
390029	NAPILI NO. 3 FM REPLACEMENT		1,800,000			1,800,000	100.0 %
99134	* NAPILI NO.3 FM REPLCMNT	0	1,800,000	0	0	1,800,000	100.0 %
390030	NAPILI NO.4 FM REPLACEMENT		1,800,000			1,800,000	100.0 %
99135	* NAPILI NO.4 FM REPLCMNT	0	1,800,000	0	0	1,800,000	100.0 %
909	** Wastewater Facilities	41,409,599	3,554,611	14,005,333	26,795,578	4,163,298	9.3 %
District ***	West Maui	58,778,454	6,041,570	14,757,597	30,707,325	19,355,102	29.9 %

County of Maui
Statement of Appropriations and Expenditures
Capital Improvement Program by District
Fiscal Year Ending 6/30/2019 - as of 12/31/2018

07	Lanai	Prior Year Encumbrance / Carryover	Amended Budget / Lapses	Year to Date Expended	Current Encumbrance 12/31/2018	Balance Available	% of Budget Available
	Index * Activity ** Program *** District						
378286	LANAI BASEYARD IMPRV	65,796			65,796		0.0 %
97086	* LANAI BASEYARD IMPROVEMENTS	65,796	0	0	65,796	0	0.0 %
389723	LANAI FIRE STN IMPROVEMENTS	110,000	(83,278)		26,722		0.0 %
98023	* LANAI FIRE STN IMPROVEMENTS	110,000	(83,278)	0	26,722	0	0.0 %
390033	LANAI FIRE STATION IMPROVEMENT		100,000			100,000	100.0 %
99138	* LANAI FIRE STN IMPROVEMENTS	0	100,000	0	0	100,000	100.0 %
903	** Government Facilities	175,796	16,722	0	92,518	100,000	51.9 %
378345	LANAI PARKS SYSTEM	18,647			18,647		0.0 %
97045	* LANAI PARKS SYSTEM	18,647	0	0	18,647	0	0.0 %
389733	LANAI PARKS SYSTEM	126,000	(61,591)	19,270	45,140		0.0 %
98033	* LANAI PARKS SYSTEM	126,000	(61,591)	19,270	45,140	0	0.0 %
389734	LANAI COM'TY CTR COMM KITCHEN	250,000	(183,949)		66,051		0.0 %
98034	* LANAI CCTR COMMERCIAL KITCHEN	250,000	(183,949)	0	66,051	0	0.0 %
390047	LANAI PARKS SYSTEM		350,000		104,937	245,063	70.0 %
99162	* LANAI PARKS SYSTEM	0	350,000	0	104,937	245,063	70.0 %
390048	LANAI PARKS MAINTENANCE BLDG			1,533		(1,533)	-
99163	* LANAI PARKS MAINTENANCE BLDG	0	0	1,533	0	(1,533)	- -
904	** Parks and Recreation	394,647	104,460	20,803	234,775	243,530	48.8 %
District ***	Lanai	570,443	121,182	20,803	327,293	343,530	49.7 %

County of Maui
Statement of Appropriations and Expenditures
Capital Improvement Program by District
Fiscal Year Ending 6/30/2019 - as of 12/31/2018

08	Molokai	Prior Year Encumbrance / Carryover	Amended Budget / Lapses	Year to Date Expended	Current Encumbrance 12/31/2018	Balance Available	% of Budget Available
	Index * Activity ** Program *** District						
378290	KAUNAKAKAI DRAIN SYS B	158,318		47,495	110,822		0.0 %
97090	* KAUNAKAKAI DRAINAGE SYSTEM B	158,318	0	47,495	110,822	0	0.0 %
901	** Drainage	158,318	0	47,495	110,822	0	0.0 %
356459	MOLOKAI BASEYARD DESIGN&C	119,096			119,096		0.0 %
95059	* MOLOKAI BASEYARD	119,096	0	0	119,096	0	0.0 %
378291	MOLOKAI BASEYARD	4,215,307		941,809	3,273,498		0.0 %
378392	MOLOKAI BASEYARD	3,630,830		100,066	3,530,765		0.0 %
97091	* MOLOKAI BASEYARD	7,846,137	0	1,041,875	6,804,263	0	0.0 %
389724	PUKOO FIRE STN RELOCATION	35,000			35,000		0.0 %
98024	* PUKOO FIRE STN RELOCATION	35,000	0	0	35,000	0	0.0 %
390291	MOLOKAI BASEYARD		249,200		249,200		0.0 %
99205	* MOLOKAI BASEYARD	0	249,200	0	249,200	0	0.0 %
903	** Government Facilities	8,000,233	249,200	1,041,875	7,207,559	0	0.0 %
367112	MOLOKAI PARKS SYSTEM	22,288			22,288		0.0 %
96012	* MOLOKAI PARKS SYSTEM	22,288	0	0	22,288	0	0.0 %
378252	MOLOKAI PARKS SYSTEM	382,717		318,689	64,029		0.0 %
378351	MOLOKAI PARKS SYSTEM	84,831		28,606	56,225		0.0 %
97051	* MOLOKAI PARKS SYSTEM	467,548	0	347,295	120,254	0	0.0 %
389237	MOLOKAI PARKS SYSTEM	21,200			21,200		0.0 %
389271	MOLOKAI PARKS SYSTEM	206,989			206,989		0.0 %
389737	MOLOKAI PARKS SYSTEM	80,000			80,000		0.0 %
98037	* MOLOKAI PARKS SYSTEM	308,189	0	0	308,189	0	0.0 %
390056	MOLOKAI PARKS SYSTEM		635,000		135,574	499,426	78.6 %

County of Maui
Statement of Appropriations and Expenditures
Capital Improvement Program by District
Fiscal Year Ending 6/30/2019 - as of 12/31/2018

08	Molokai	Prior Year Encumbrance / Carryover	Amended Budget / Lapses	Year to Date Expended	Current Encumbrance 12/31/2018	Balance Available	% of Budget Available
	Index * Activity ** Program *** District						
99171	* MOLOKAI PARKS SYSTEM	0	635,000	0	135,574	499,426	78.6 %
904	** Parks and Recreation	798,025	635,000	347,295	586,305	499,426	34.9 %
524790	MOLOKAI SOURCE IMPROVEMENTS	253,034			253,034		0.0 %
94094	* MOLOKAI SOURCE IMPROVEMENTS	253,034	0	0	253,034	0	0.0 %
529040	MOLOKAI RELIABLE CAPACITY	500,000	(500,000)				-
98085	* MOLOKAI RELIABLE CAPACITY	500,000	(500,000)	0	0	0	--
905	** WATER SUPPLY	753,034	(500,000)	0	253,034	0	0.0 %
378313	MOLOKAI LF-ENVTL ASSESSMNT	63,108		54,018	9,090		0.0 %
97013	* MOLIKAI LF-ENV'TAL ASSESSMNT	63,108	0	54,018	9,090	0	0.0 %
389708	KALAMAULA LF SITE RESTORATION	112,849	(1,429)		111,420		0.0 %
98008	* KALAMAULA LF SITE RESTORATION	112,849	(1,429)	0	111,420	0	0.0 %
390016	MOLOKAI LF PHASE V		300,000	41,695	258,100	205	0.1 %
99121	* MOLOKAI LF PHASE V EXPANSION	0	300,000	41,695	258,100	205	0.1 %
908	** Solid Waste Facilities	175,957	298,571	95,713	378,610	205	0.0 %
389709	KAUNAKAKAI WWRF PLAN	200,000	(213)	19,520	180,267		0.0 %
98009	* KAUNAKAKAI WWRF PLAN	200,000	(213)	19,520	180,267	0	0.0 %
909	** Wastewater Facilities	200,000	(213)	19,520	180,267	0	0.0 %
District ***	Molokai	10,085,567	682,558	1,551,898	8,716,597	499,631	4.6 %

County of Maui
Statement of Appropriations and Expenditures
Capital Improvement Program by District
Fiscal Year Ending 6/30/2019 - as of 12/31/2018

09	Countywide Index * Activity ** Program *** District	Prior Year Encumbrance / Carryover	Amended Budget / Lapses	Year to Date Expended	Current Encumbrance 12/31/2018	Balance Available	% of Budget Available
321203	CW DRAINAGE IMPROVEMENTS	197,627			197,627		0.0 %
92037	* CW DRAINAGE IMPROVEMENTS	197,627	0	0	197,627	0	0.0 %
331249	CW DRAINAGE IMPROVEMENTS	87,513			87,513		0.0 %
93049	* CW DRAINAGE IMPROVEMENTS	87,513	0	0	87,513	0	0.0 %
345319	CW DRAINAGE IMPROVEMENTS	118,042			118,042		0.0 %
345389	PAPA AVE DRAINAGE IMPROVEMENTS	27,548			27,548		0.0 %
94019	* CW DRAINAGE IMPROVEMENTS	145,590	0	0	145,590	0	0.0 %
368261	CW DRAINAGE NAPILI 4/5 CULVERT	192,334		38,839	153,495		0.0 %
368263	CW DRAINAGE WAIPOLI	42,085		4,339	37,745		0.0 %
96048	* CW DRAINAGE IMPROVEMENTS	234,419	0	43,178	191,240	0	0.0 %
379075	CW DRAINAGE HIOLANI ST	29,211			29,211		0.0 %
379082	CW DRAINAGE WAKEA & HOOHANA	178,435		128,694	49,741		0.0 %
379161	CW DRAINAGE KAHAKULOA	4,723		4,723			0.0 %
379164	CW DRAINAGE WAIOPAI	8,197			8,197		0.0 %
379170	CW DRAINAGE VARIOUS PROJ	54,410		5,250	49,160		0.0 %
379173	CW DRAINAGE NAPILI 4/5 CULVERT	19,940			19,940		0.0 %
379181	CW DRAINAGE KIHEI MASTER PLAN	102,661		44,486	58,175		0.0 %
379182	CW DRAINAGE WAIPOLI RD DITCH	33,360			33,360		0.0 %
379186	CW DRAINAGE WAKEA/PAPA AVE	138,687			138,687		0.0 %
97069	* CW DRAINAGE IMPROVEMENTS	569,624	0	183,153	386,471	0	0.0 %
380203	CW DRAINAGE MALIKO	6,885			6,885		0.0 %
380206	CW DRAINAGE LEVEE #27 IAO STRM	10,000			10,000		0.0 %
380208	CW DRAINAGE HAPPY VALLEY	123,630		44,804	78,826		0.0 %
380213	CW DRAINAGE HAUOLI ST	14,200		7,000	7,200		0.0 %
380214	CW DRAINAGE HIOLANI STREET	34,888			34,888		0.0 %
380216	CW DRAINAGE AUHANA	68,454		48,357	20,097		0.0 %
380217	CW DRAINAGE KIHEI MASTER PLAN		67,193		67,193		0.0 %

County of Maui
Statement of Appropriations and Expenditures
Capital Improvement Program by District
Fiscal Year Ending 6/30/2019 - as of 12/31/2018

09	Countywide	Prior Year	Amended	Year	Current	Balance	% of
	Index	Encumbrance	Budget /	to Date	Encumbrance	Available	Budget
	* Activity ** Program *** District	/ Carryover	Lapses	Expended	12/31/2018		Available
380222	CW DRAINAGE KAHAWAIOKAPIA		568	568			0.0 %
380223	CW DRAINAGE LEVEE #27 IAO STRM	25,181			25,181		0.0 %
380226	CW DRAINAGE KIHEI W ALANUI		51	51			0.0 %
380227	CW DRAINAGE L HONOAPIILANI		50	50			0.0 %
380228	CW DRAINAGE CM DRAINLINE RPRS		64,051		64,051		0.0 %
380229	CW DRAINAGE WAILEA ALANUI		330,200		330,200		0.0 %
380230	CW DRAINAGE KAHULUI DRAINAGE		64,050		64,050		0.0 %
389247	CW DRAINAGE IMPROVEMENTS	67,193	(67,193)				-
389248	CW DRAINAGE IMPROVEMENTS	458,869	(458,869)				-
389249	CW DRAINAGE IMPROVEMENTS	101	(101)				-
98047	* CW DRAINAGE IMPROVEMENTS	809,401	0	100,830	708,571	0	0.0 %
390209	CW DRAINAGE WAIAKOA RPR			50	173,256	(173,306)	-
390214	CW DRAINAGE WAILUKU RIVERMILL				25,830	(25,830)	-
390215	CW DRAINAGE WAKEA/HOOHANA				6,904	(6,904)	-
390216	CW DRAINAGE L HONOAPIILANI RD			74		(74)	-
390269	CW DRAINAGE IMPROVEMENTS		442,910			442,910	100.0 %
99183	* CW DRAINAGE IMPROVEMENTS	0	442,910	124	205,990	236,796	53.5 %
901	** Drainage	2,044,174	442,910	327,285	1,923,002	236,796	9.5 %
345290	PUBLIC SAFETY RADIO SYS REPLC	324,534			324,534		0.0 %
94062	* PUBLIC SAFETY RADIO SYS REPLCT	324,534	0	0	324,534	0	0.0 %
356460	PUBLIC SAFETY RADIO SYSTEM REP	138,238			138,238		0.0 %
95060	* PUBLIC SAFETY RADIO SYS REPLAC	138,238	0	0	138,238	0	0.0 %
378210	BUS STOP AND SHELTERS	188,985			188,985		0.0 %
97107	* BUS STOPS/SHELTERS	188,985	0	0	188,985	0	0.0 %
380201	CW EQUIP 40K LB TRUCK CAB	319,681		319,681			0.0 %
380202	CW EQUIP 66K LB TRUCK CAB	1,341,280		1,341,280			0.0 %

County of Maui
Statement of Appropriations and Expenditures
Capital Improvement Program by District
Fiscal Year Ending 6/30/2019 - as of 12/31/2018

09	Countywide	Prior Year Encumbrance / Carryover	Amended Budget / Lapses	Year to Date Expended	Current Encumbrance 12/31/2018	Balance Available	% of Budget Available
Index	* Activity ** Program *** District						
380221	CW EQUIP 66K LB TRUCK CAB		14,803	14,803			0.0 %
389223	CW EQUIPMENT	14,803	(14,803)				-
98021	* CW EQUIPMENT	1,675,764	0	1,675,764	0	0	0.0 %
389225	P SAFETY RADIO SYS REPLACMN	599,999			599,999		0.0 %
98025	* PUBLIC SAFETY RADIO SYS REPLCM	599,999	0	0	599,999	0	0.0 %
390210	CW EQUIP - 4AUTO REF TRUCKS		1,689,735		1,689,735		0.0 %
390211	CW EQUIP-1 ROLL OFF TRK CML		268,915		268,915		0.0 %
390213	CW EQUIP 1WHEEL LOADER		514,762		514,762		0.0 %
99136	* CW EQUIPMENT	0	2,473,412	0	2,473,412	0	0.0 %
390071	BRIDGE INSP/EVAL OF CTY BRIDGE		300,000	14,700	285,300		0.0 %
99185	* BRIDGE INSP/EVAL CNTY BRIDGES	0	300,000	14,700	285,300	0	0.0 %
902	** Other Projects	2,927,520	2,773,412	1,690,464	4,010,468	0	0.0 %
303191	CW FIRE FACILITIES	1,750			1,750		0.0 %
90115	* CW fire facilities	1,750	0	0	1,750	0	0.0 %
313205	CW FIRE FACILITIES	38,075			38,075		0.0 %
91035	* CW fire facilities	38,075	0	0	38,075	0	0.0 %
323021	CW FIRE FACILITIES	3,958			3,958		0.0 %
92008	* CW FIRE FACILITIES	3,958	0	0	3,958	0	0.0 %
331115	CW FACILITY BLDG IMPROVEMENTS	4,665		4,665			0.0 %
93015	* CW FACILITY BLDG IMPROVEMENTS	4,665	0	4,665	0	0	0.0 %
345320	CW FACILITY BLDG IMPROVEMENTS	10,037			10,037		0.0 %
94020	* CW FACILITY BLDG IMPROVEMENTS	10,037	0	0	10,037	0	0.0 %
345264	KALANA O MAUI CAMPUS EXP DESIG	307,882			307,882		0.0 %

County of Maui
Statement of Appropriations and Expenditures
Capital Improvement Program by District
Fiscal Year Ending 6/30/2019 - as of 12/31/2018

09	Countywide	Prior Year	Amended	Year	Current	Balance	% of
Index	Activity ** Program *** District	Encumbrance	Budget /	to Date	Encumbrance	Available	Budget
*	**	/ Carryover	Lapses	Expended	12/31/2018	Available	Available
94102	* KALANA O MAUI CAMPUS EXP DESIG	307,882	0	0	307,882	0	0.0 %
356544	CW FAC BLDG CRTHOUSE CHILLER	8,325	(8,325)				-
356583	CW FAC KALANA ELECTRICAL UPGRD	25,000			25,000		0.0 %
356599	CW FAC KAOHU ST PARK'G LOT	49,000		49,000			0.0 %
356606	CW FAC MUNI CAMPUS LSCAPE	8,100	(3,026)	5,074			0.0 %
95021	* CW FACILITY BLDG IMPROVEMENTS	90,425	(11,351)	54,074	25,000	0	0.0 %
368265	CW FAC BLDG IMPRV KAOHU	161,754		47,742	114,012		0.0 %
368267	CW FAC BLDG KALANA O MAUI	34,772			34,772		0.0 %
368271	CW FAC BLDG MUNICIPAL CAMPUS	18,109			18,109		0.0 %
368272	CW FAC REPLC OLD CO CRTHOUSE	6,307	(6,307)				-
368275	CW FAC REPLC VARIOUS LOC	7,445			7,445		0.0 %
96049	* CW FACILITY BLDG IMPROVEMENTS	228,387	(6,307)	47,742	174,338	0	0.0 %
379081	CW DMVL SATELLITE HANA	3,869			3,869		0.0 %
97026	* CW DMVL SATELLITE OFFICE UPGRD	3,869	0	0	3,869	0	0.0 %
379151	CW POLICE FAC KIHEI STN	30,060		30,060			0.0 %
379179	CW POLICE FAC WAI STN DISPATCH	315,558		315,549	9		0.0 %
379183	CW POLICE FAC WAI STN PARKING	45,252		17,728	27,524		0.0 %
97067	* CW POLICE FACILITIES	390,870	0	363,337	27,533	0	0.0 %
379104	CW FAC KOM RETAINING WALLS	14,482			14,482		0.0 %
379195	CW FAC KOM 2ND FLR DECK	223,763			223,763		0.0 %
97070	* CW FAC BLDG IMPROVEMENTS	238,245	0	0	238,245	0	0.0 %
380148	CW FIRE HOOKIPA TOWER	24,900	9,792	34,692			0.0 %
380166	CW FIRE PAIA FIRE STATION		48,252		48,252		0.0 %
389722	CW FIRE FACILITIES	125,100	(125,100)				-
98022	* CW FIRE FACILITIES	150,000	(67,056)	34,692	48,252	0	0.0 %

County of Maui
Statement of Appropriations and Expenditures
Capital Improvement Program by District
Fiscal Year Ending 6/30/2019 - as of 12/31/2018

09	Countywide	Prior Year Encumbrance / Carryover	Amended Budget / Lapses	Year to Date Expended	Current Encumbrance 12/31/2018	Balance Available	% of Budget Available
Index	* Activity ** Program *** District						
380158	CW POLICE LAHAINA LOCKER RM		257,096	21,720	235,376		0.0 %
380168	CW POLICE FORENSIC FAC AC IMPR		88,400		88,400		0.0 %
389745	CW POLICE FACILITIES	425,000	(425,000)				-
98045	* CW POLICE FACILITIES	425,000	(79,504)	21,720	323,776	0	0.0 %
389273	ACQ 2103 WELLS ST BLDG	1,600,000		1,600,000			0.0 %
98046	* ACQ of 2103 WELLS ST Building	1,600,000	0	1,600,000	0	0	0.0 %
380101	CW FAC KALANA O MAUI TRANSFORM	3,878	29,808		33,686		0.0 %
380113	CW FAC KOM 2ND FLR DECK RPR	30,346	41,610		71,956		0.0 %
380120	CW FAC KALANA O MAUI EXTERIOR	18,140	114,967	11,442	121,665		0.0 %
380137	CW FAC KALANA PAKUI AC	33,272		24,122	9,150		0.0 %
380169	CW FAC KAOHU ST PRK'G LOT		35,488		35,488		0.0 %
389748	CW FACILITY BLDG IMPROVEMENTS	357,280	(357,280)				-
98048	* CW FACILITY BLDG IMPROVEMENTS	442,916	(135,407)	35,564	271,945	0	0.0 %
393016	CW FIRE FACILITIES	29,513			29,513		0.0 %
99000	* FY1999/2009 CIP projects	29,513	0	0	29,513	0	0.0 %
390032	CW FIRE FACILITIES		303,000			303,000	100.0 %
99137	* CW FIRE FACILITIES	0	303,000	0	0	303,000	100.0 %
390070	CW FACILITY BLDG IMPROVEMENTS		425,000			425,000	100.0 %
390153	CW FAC MUNI CAMPUS ADA				20,342	(20,342)	-
390154	CW FACILITY KAOHU ST PRK'G LOT				45,335	(45,335)	-
390165	CW FACILITY KALANA O MAUI ELEC				16,126	(16,126)	-
390184	CW FACILITY CIVIL DEF HVAC				20,703	(20,703)	-
99184	* CW FACILITY BLDG IMPROVEMENTS	0	425,000	0	102,506	322,494	75.9 %
903	** Government Facilities	3,965,592	428,375	2,161,794	1,606,679	625,494	14.2 %
356602	CW PARKS ADA WAIEHU GOLF COURS	775		775			0.0 %

County of Maui
Statement of Appropriations and Expenditures
Capital Improvement Program by District
Fiscal Year Ending 6/30/2019 - as of 12/31/2018

09	Countywide	Prior Year	Amended	Year	Current	Balance	% of
Index	Activity ** Program *** District	Encumbrance	Budget /	to Date	Encumbrance	Available	Budget
*	**	/	Lapses	Expended	12/31/2018	Available	Available
95023	* CW PARKS AM W/ DISABILITIES IM	775	0	775	0	0	0.0 %
356540	CW PARK RR FAC-HOOKIPA	6,915			6,915		0.0 %
356546	CW PARK RR FAC-KEO SKATE	5,512			5,512		0.0 %
356547	CW PARK RR KEO SBALL FLD	5,600			5,600		0.0 %
356549	CW PARK RR KULA COMM CTR	7,190			7,190		0.0 %
356551	CW PARK RR ETAM MH& FLD	8,420			8,420		0.0 %
356552	CW PARK RR HAIKU CC/ADA	3,227			3,227		0.0 %
356553	CW PARK RR TAVARES CCTR	5,498			5,498		0.0 %
356554	CW PARK RR KEOKEA PARK	5,436		5,436			0.0 %
356555	CW PARK RR DT FLEMMING	4,992			4,992		0.0 %
356556	CW PARK RR KEO PLAYGRND	5,550			5,550		0.0 %
356557	CW PARK RR PAIA CCTR	1,275			1,275		0.0 %
95024	* CW PARK RR FACILITY IMPROVEMNT	59,615	0	5,436	54,179	0	0.0 %
368822	CW PARKS ADA WAIEHU GOLF	6,137		6,137			0.0 %
96016	* CW PARKS ADA IMPROVEMENTS	6,137	0	6,137	0	0	0.0 %
367252	LARGE CAPACITY CESSPOOL	18,220			18,220		0.0 %
96052	* LARGE CAPACITY CESSPOOL CLOSUR	18,220	0	0	18,220	0	0.0 %
369511	MOLOKAI ATHLETIC COMPLEX	400,000			399,980	20	0.0 %
96099	* State/FED/PVT FY96 FY06 FY16	400,000	0	0	399,980	20	0.0 %
379184	CW PARK PLAYGRD NAPILI	115,000			115,000		0.0 %
379185	CW PARK PLAYGRD NAPILI PARK	49,854			49,854		0.0 %
97032	* CW PARK PLAYGROUND IMPROVEMENT	164,854	0	0	164,854	0	0.0 %
379515	MAUI MOTOR SPORTS PARK	2,000,000			1,990,008	9,992	0.5 %
97099	* State/Fed/PVT FY96 FY06 FY16	2,000,000	0	0	1,990,008	9,992	0.5 %
380138	CW LIGHT ORD CATCHALL	72,300	223,780	40,986	255,094		0.0 %

County of Maui
Statement of Appropriations and Expenditures
Capital Improvement Program by District
Fiscal Year Ending 6/30/2019 - as of 12/31/2018

09	Countywide Index * Activity ** Program *** District	Prior Year Encumbrance / Carryover	Amended Budget / Lapses	Year to Date Expended	Current Encumbrance 12/31/2018	Balance Available	% of Budget Available
389728	CW LIGHT ORDINANCE COMP	374,700	(374,700)				-
98028	* CW LIGHT ORDINANCE COMPLIANCE	447,000	(150,920)	40,986	255,094	0	0.0 %
380147	CW ADA IMPROV ACCESS TRANS PLA	186,329	60,000	136,395	109,934		0.0 %
389729	CW PARKS ADA IMPROVEMENTS	60,000	(60,000)				-
98029	* CW PARKS ADA IMPROVEMENTS	246,329	0	136,395	109,934	0	0.0 %
390037	CW PARKS ADA IMPROVEMENTS		300,000			300,000	100.0 %
390174	CW PARKS ADA ACCESS TRANS PLAN				290,000	(290,000)	-
99142	* CW AMERICANS W/ DISABILITIES A	0	300,000	0	290,000	10,000	3.3 %
390038	CW PARK PLAYGROUND IMPRV		1,000,000			1,000,000	100.0 %
99143	* CW PARK PLAYGROUND IMPRVMNTS	0	1,000,000	0	0	1,000,000	100.0 %
390039	CW LIGHT ORDINANCE COMP		600,000			600,000	100.0 %
99144	* CW LIGHT ORDINANCE COMPLIANCE	0	600,000	0	0	600,000	100.0 %
390040	CW BUILDING MAINT REPAIRE BSY		225,000			225,000	100.0 %
99145	* CW BLDG MAINT REPAIRER BSYD	0	225,000	0	0	225,000	100.0 %
904	** Parks and Recreation	3,342,930	1,974,080	189,729	3,282,269	1,845,012	34.7 %
520770	C'WIDE TANK/FACILITY IMPROVEM.	5,900			5,900		0.0 %
90196	* CW facility improvements	5,900	0	0	5,900	0	0.0 %
522930	C'WIDE LAND APPRAISL/ACQUISITN	9,236			9,236		0.0 %
92087	* CW FACILITY IMPROVEMENTS	9,236	0	0	9,236	0	0.0 %
543150	COUNTYWIDE SOURCE DEVELOP/ACQ	117,003			117,003		0.0 %
93083	* CW SOURCE DEVT/ACQUISITION	117,003	0	0	117,003	0	0.0 %
523540	COUNTYWIDE FACILITY IMPROVEMTS	16,707			16,707		0.0 %

County of Maui
Statement of Appropriations and Expenditures
Capital Improvement Program by District
Fiscal Year Ending 6/30/2019 - as of 12/31/2018

09	Countywide	Prior Year	Amended	Year	Current	Balance	% of
Index	Activity ** Program *** District	Encumbrance	Budget /	to Date	Encumbrance	Available	Budget
*	**	/ Carryover	Lapses	Expended	12/31/2018	Available	Available
93087	* CW FACILITY IMPROVEMENTS	16,707	0	0	16,707	0	0.0 %
524820	COUNTYWIDE FACILITY IMPROVMTS	6,215			6,215		0.0 %
94095	* CW FACILITY IMPROVEMENTS	6,215	0	0	6,215	0	0.0 %
535050	WAILUKU HEIGHTS TANK 30 BOOSTE	1,065,431		86,942	935,176	43,314	4.1 %
95084	* CW UPGRADES and REPLACEMENT	1,065,431	0	86,942	935,176	43,314	4.1 %
545160	COUNTYWIDE RELIABLE CAPACITY	395,126		75,436	319,690		0.0 %
95086	* CW RELIABLE CAPACITY	395,126	0	75,436	319,690	0	0.0 %
525010	COUNTYWIDE CONSERVATION	614,556		128,821	485,735		0.0 %
95088	* CW CONSERVATION PROGRAM	614,556	0	128,821	485,735	0	0.0 %
525020	CTYWIDE FACILITY IMPRVMTS	537,766		167,915	369,850		0.0 %
95089	* CW FACILITY IMPROVEMENTS	537,766	0	167,915	369,850	0	0.0 %
525040	CTYWIDE UPGRADES & REPLCMTS	14,223			14,223		0.0 %
95090	* CW UPGRADES AND REPLACEMENT	14,223	0	0	14,223	0	0.0 %
526040	CW UPGRADES & REPLACEMENT	556,484		250,100	306,384		0.0 %
96078	* CW UPGRADES & REPLACEMENT	556,484	0	250,100	306,384	0	0.0 %
537000	OMAOPIO TANK BOOSTER PUMP REPL	2,000,000		12,500	1,987,500		0.0 %
97108	* OMAOPIO TANK BOOSTER PR	2,000,000	0	12,500	1,987,500	0	0.0 %
527030	CTYWIDE UPGRADES & RPLCMNTS	641,877		100,000	541,877		0.0 %
547010	CTYWIDE UPGRADES AND REPLCMNTS	976,829		214,564	762,266		0.0 %
97109	* CW UPGRADES & REPLACEMENTS	1,618,706	0	314,564	1,304,143	0	0.0 %
527020	CTYWIDE FACILITY IMPRVMTS	1,205,472		886,650	318,822		0.0 %
97111	* CW FACILITY IMPROVEMENTS	1,205,472	0	886,650	318,822	0	0.0 %

County of Maui
Statement of Appropriations and Expenditures
Capital Improvement Program by District
Fiscal Year Ending 6/30/2019 - as of 12/31/2018

09	Countywide Index * Activity ** Program *** District	Prior Year Encumbrance / Carryover	Amended Budget / Lapses	Year to Date Expended	Current Encumbrance 12/31/2018	Balance Available	% of Budget Available
529000	COUNTYWIDE FACILITY IMPRVMTS	2,871,873	(1,117,587)	92,809	1,661,477		0.0 %
548220	COUNTYWIDE FACILITY IMPR	274,000	(200,768)		73,232		0.0 %
98080	* CW FACILITY IMPROVEMENTS - DWS	3,145,873	(1,318,355)	92,809	1,734,709	0	0.0 %
529010	COUNTYWIDE UPGRADES & RPLCMNTS	3,855,000	(909)	7,158	3,846,933		0.0 %
548230	COUTYWIDE UPGR & REPLCMNTS	2,255,000			2,255,000		0.0 %
98081	* CW UPGRADES & REPLCMNTS - DWS	6,110,000	(909)	7,158	6,101,933	0	0.0 %
528990	COUNTYWIDE CONSERVATION PROGRM	1,000,000	(988,981)		11,019		0.0 %
98082	* CW CONSERVATION PROGRAM - DWS	1,000,000	(988,981)	0	11,019	0	0.0 %
529500	CTYWDE FACILITY IMPROVEMENTS		4,150,000	253,750	780,347	3,115,904	75.1 %
549010	CTYWD FACILITY IMPROVEMENTS		200,000		200,000		0.0 %
99221	* CW FACILITY IMPROVEMENTS	0	4,350,000	253,750	980,347	3,115,904	71.6 %
529510	CTYWDE UPGRADES & REPLACEMENTS		900,000			900,000	100.0 %
549020	CTYWD UPGRADES & REPLCMTS		200,000			200,000	100.0 %
99222	* CW UPGRADES & REPLCMNTS - DWS	0	1,100,000	0	0	1,100,000	100.0 %
905	** WATER SUPPLY	18,418,698	3,141,755	2,276,645	15,024,592	4,259,218	19.8 %
327032	CW ROAD RESURFACING	111,279			111,279		0.0 %
92021	* CW ROAD RESURFACING	111,279	0	0	111,279	0	0.0 %
331132	CW SAFETY IMPROVEMENTS	56,655	(883)	18,363	37,409		0.0 %
93032	* CW SAFETY IMPROVEMENTS	56,655	(883)	18,363	37,409	0	0.0 %
331133	CW SIDEWALK IMPROVEMENTS	53,020		3,104	49,916		0.0 %
93033	* CW SIDEWALK IMPROVEMENTS	53,020	0	3,104	49,916	0	0.0 %
331138	CW BIKEWAY IMPROVEMENTS	77,697		23,994	53,703		0.0 %
93038	* CW BIKEWAY IMPROVEMENTS	77,697	0	23,994	53,703	0	0.0 %

County of Maui
Statement of Appropriations and Expenditures
Capital Improvement Program by District
Fiscal Year Ending 6/30/2019 - as of 12/31/2018

09	Countywide	Prior Year	Amended	Year	Current	Balance	% of
	Index	Encumbrance	Budget /	to Date	Encumbrance	Available	Budget
	* Activity ** Program *** District	/ Carryover	Lapses	Expended	12/31/2018		Available
337507	KAMALII ELEM SCH SAFE ROUTES	81,175				81,175	100.0 %
93099	* State/Fed/Private FY2003/2013	81,175	0	0	0	81,175	100.0 %
345332	CW BRIDGE IMPROVEMENTS	144,179			144,179		0.0 %
94032	* CW BRIDGE IMPROVEMENTS	144,179	0	0	144,179	0	0.0 %
345333	CW RD RESURFACING/PAVEMENT PR	104,956	(10,943)	8,524	85,489		0.0 %
94033	* CW RD RESURFACING/PAVEMENT PRE	104,956	(10,943)	8,524	85,489	0	0.0 %
345334	CW SAFETY IMPROVEMENTS	11,825			11,825		0.0 %
94034	* CW SAFETY IMPROVEMENTS	11,825	0	0	11,825	0	0.0 %
345335	CW SIDEWALK IMPROVEMENTS	33,908			33,908		0.0 %
94035	* CW SIDEWALK IMPROVEMENTS	33,908	0	0	33,908	0	0.0 %
345337	CW BIKEWAY IMPROVEMENTS	3,000			3,000		0.0 %
94037	* CW BIKEWAY IMPROVEMENTS	3,000	0	0	3,000	0	0.0 %
356590	CW BRIDGE IMPR WAIOPAI	9,998		6,111	3,887		0.0 %
95031	* CW BRIDGE IMPROVEMENTS	9,998	0	6,111	3,887	0	0.0 %
356503	CW RD RESURF-HALIIMAILE RD	521	(521)				-
356506	CW RD RES/PVMNT-KOKOMO RD	6,373		2,958	3,415		0.0 %
356570	CW RD RESURF-WELLS&WAKEA	23,695			23,695		0.0 %
95033	* CW RD RESURF & PAVEMENT PRESV	30,589	(521)	2,958	27,110	0	0.0 %
356442	CW BIKEWAY-KIHEI BIKEWY II	16,959			16,959		0.0 %
95037	* CW BIKEWAY IMPROVEMENTS	16,959	0	0	16,959	0	0.0 %
356710	BRIDGE INSPECTN NBIS(062)	767				767	100.0 %
356730	SAFE ROUTES TO SCH PRG	95,393		95,393			0.0 %
95099	* State/Fed/PVT FY95-05-15	96,160	0	95,393	0	767	0.8 %

County of Maui
Statement of Appropriations and Expenditures
Capital Improvement Program by District
Fiscal Year Ending 6/30/2019 - as of 12/31/2018

09	Countywide Index * Activity ** Program *** District	Prior Year Encumbrance / Carryover	Amended Budget / Lapses	Year to Date Expended	Current Encumbrance 12/31/2018	Balance Available	% of Budget Available
368851	CW BRIDGE IMPRV/KAHANA NUI	34,127			34,127		0.0 %
368873	CW BRIDGE IMPRV/KULANIHAKOI	21,282			21,282		0.0 %
96022	* CW BRIDGE IMPROVEMENTS	55,409	0	0	55,409	0	0.0 %
367324	EHA ST RDWAY DEDICATION	8,000			8,000		0.0 %
368803	CW RD RESRF/PVMNT CATCH ALL	234,420		41,462	192,958		0.0 %
368820	CW RD RESRF/WAI-KAHULUI	19,060	(4,262)	14,799			0.0 %
368836	CW RD RESRF/UPCOUNTRY	45,873	(3,765)	42,108			0.0 %
368837	CW RD RESRF/LANAI DISTRICT	112,754			112,754		0.0 %
368840	CW RD RESRF/PIILANY HWY	58,284		25,902	32,382		0.0 %
368846	CW RD RESRF/HANSEN/HANA	4,795			4,795		0.0 %
96024	* CW RD RESURF & PAVEMENT PRESER	483,186	(8,027)	124,271	350,889	0	0.0 %
368819	CW SAFETY GENERAL CATCH ALL	2,225		2,225			0.0 %
368834	CW SAFETY WAIALE RD EXT	5,595			5,595		0.0 %
368860	CW SAFETY MAK/HALEAKALA HWY	25,209			25,209		0.0 %
368870	CW SAFETY HALIIMAILE RDWY WIDE	3,900			3,900		0.0 %
96025	* CW SAFETY IMPROVEMENTS	36,929	0	2,225	34,704	0	0.0 %
368861	CW SIDEWALK PAUWELA RD	13,604			13,604		0.0 %
96026	* CW SIDEWALK IMPROVEMENTS	13,604	0	0	13,604	0	0.0 %
368841	CW BIKEWAY LILOA DRIVE	16,500			16,500		0.0 %
368872	CW BIKEWAY KIHEI GREENWAY	77,479			77,479		0.0 %
96031	* CW BIKEWAY IMPROVEMENTS	93,979	0	0	93,979	0	0.0 %
369510	SAFE ROUTES TO SCH PRG	185,911		2,339	183,572		0.0 %
96099	* State/FED/PVT FY96 FY06 FY16	185,911	0	2,339	183,572	0	0.0 %
377033	CW SAFETY IMPROVEMNTS	1,496		896	600		0.0 %
97000	* FY1997/2007 CIP projects	1,496	0	896	600	0	0.0 %

County of Maui
Statement of Appropriations and Expenditures
Capital Improvement Program by District
Fiscal Year Ending 6/30/2019 - as of 12/31/2018

09	Countywide	Prior Year	Amended	Year	Current	Balance	% of
	Index	Encumbrance	Budget /	to Date	Encumbrance	Available	Budget
	* Activity ** Program *** District	/ Carryover	Lapses	Expended	12/31/2018		Available
379234	CW BRIDGE KULAHIKAHAKOI	9,321			9,321		0.0 %
379236	CW BRIDGE KAHAKULOA STREAM BRD	161,875		14,880	146,995		0.0 %
97072	* CW BRIDGE IMPROVEMENT	171,196	0	14,880	156,316	0	0.0 %
379163	CW PAVEMENT SLURRY SL KAHULUI	364,445			364,445		0.0 %
97073	* CW PAVEMENT PRESERVATION	364,445	0	0	364,445	0	0.0 %
379084	CW RD RESRF/PVMT S MAUI RDS	60,522			60,522		0.0 %
379113	CW RD RESRF/PVMT WM DISTRICT	21,706	(11,181)	10,525			0.0 %
379119	CW RD RESURFG BALDWIN AVE	135,837		3,981	131,856		0.0 %
379120	CW RD RESURFG UPCOUNTRY DIST	419,921			419,921		0.0 %
379124	CW RD RESURFG VARIOUS LOC	360,708		62,981	297,726		0.0 %
379133	CW RD RESURFG OLD HALEAKALA	2,539	(2,303)	236			0.0 %
379138	CW RD RESURF WELLS ST	72,598			72,598		0.0 %
379144	CW RD RESURFG BALDWIN PHASE I	5,356			5,356		0.0 %
379155	CW RD RESURFG WAKEA AVE	88,940			88,940		0.0 %
379159	CW RD RESURFG HAIKU DISTRICT	600,500			600,500		0.0 %
379165	CW RD RESURF WAI/KAHULUI	314,728			314,728		0.0 %
379174	CW RD RESURF KUIKAHI DR	41,472		12,822	28,651		0.0 %
379190	CW RD RESURF KAMEHAMEHA/HINA	116,718			116,718		0.0 %
379194	CW RD RESURF ONEHEE/KEA ST	56,773			56,773		0.0 %
97074	* CW RD RESUF/PAVEMNT PRESERVTN	2,298,318	(13,484)	90,545	2,194,289	0	0.0 %
379088	CW SAFETY CURB RAMPS	39,223			39,223		0.0 %
379099	CW SAFETY LILOA DR EXT	150,000			150,000		0.0 %
379105	CW SAFETY PAUWELA RD SDWLK IMP	26,984		19,481	7,503		0.0 %
379110	CW SAFETY KAHEKILI HWY RPR	61,407			61,407		0.0 %
379112	CW SAFETY KEANAE RD SFTY	84,849		84,849			0.0 %
97075	* CW SAFETY IMPROVEMENTS	362,463	0	104,330	258,133	0	0.0 %
379100	CW SIDEWALK LILOA DR EXT	222,979			222,979		0.0 %
379103	CW SIDEWK CURB RAMPS VAR LOC	805			805		0.0 %

County of Maui
Statement of Appropriations and Expenditures
Capital Improvement Program by District
Fiscal Year Ending 6/30/2019 - as of 12/31/2018

09	Countywide Index * Activity ** Program *** District	Prior Year Encumbrance / Carryover	Amended Budget / Lapses	Year to Date Expended	Current Encumbrance 12/31/2018	Balance Available	% of Budget Available
379106	CW SIDEWALK PAUWELA RD	4,619			4,619		0.0 %
97076	* CW SIDEWALK IMPROVEMENTS	228,403	0	0	228,403	0	0.0 %
379172	CW TRAFFIC VARIOUS LOCATIONS	185,107			185,107		0.0 %
97077	* CW TRAFFIC CALMING PROGRAM	185,107	0	0	185,107	0	0.0 %
379510	SAFE ROUTES TO SCH PRG	92,955			15,000	77,955	83.9 %
97099	* State/Fed/PVT FY96 FY06 FY16	92,955	0	0	15,000	77,955	83.9 %
387030	CW SAFETY IMPROVEMENTS	2,184		2,184			0.0 %
98000	* FY98/08 CIP PROJECTS	2,184	0	2,184	0	0	0.0 %
380104	CW BIKEWAY WM GREENWAY PH1	6,811	69,322		76,133		0.0 %
380107	CW BIKEWAY WAIPUILANI BIKEWAY	2,017			2,017		0.0 %
380110	CW BIKEWAY N SHORE GRNWAY		4,313		4,313		0.0 %
380151	CW BIKEWAY LIPOA/HALEKUIA ST	11,417			11,417		0.0 %
389749	CW BIKEWAY IMPROVEMENTS	73,635	(73,635)				-
98049	* CW BIKEWAY IMPROVEMENTS	93,880	0	0	93,880	0	0.0 %
380112	CW RD RESURF BALDWIN AVE		22	22			0.0 %
380114	CW RD RESURF KUIKAHI DR	11,297	6,466	16,859	905		0.0 %
380118	CW RD RESURF CENTRAL MAUI	227,899	623,905	15,319	836,485		0.0 %
380123	CW RD RESURF ASPHALT CONCRETE	258,830	(107)	258,723			0.0 %
380124	CW RD RESURF KEANAE RD	16,500			16,500		0.0 %
380125	CW RD RESURF ASPHALT B SEALER	302,706	(6)	102,700	200,000		0.0 %
380130	CW RD RESURF MOLOKAI DISTRICT		561,259	148	561,111		0.0 %
380131	CW RD RESURF LANAI DISTRICT		419,828	158	419,670		0.0 %
380132	CW RD RESURF SO MAUI DISTRICT		561,946	205	561,742		0.0 %
380136	CW RD RESURF KOKOMO RD/MAKAWAO		3,716	3,716			0.0 %
380140	CW RD RESURF UPCOUNTRY DISTRIC		491,143	230	490,913		0.0 %
380143	CW RD RESURF PAPA AVE	8,651	51	51	8,651		0.0 %
380146	CW RD RESURF WEST MAUI		402,940	37,591	365,349		0.0 %

County of Maui
Statement of Appropriations and Expenditures
Capital Improvement Program by District
Fiscal Year Ending 6/30/2019 - as of 12/31/2018

09	Countywide	Prior Year	Amended	Year	Current	Balance	% of
	Index	Encumbrance	Budget /	to Date	Encumbrance	Available	Budget
	* Activity ** Program *** District	/ Carryover	Lapses	Expended	12/31/2018		Available
380153	CW RD RESURF PAIA HAIKU	49,600	783,108	49,809	782,899		0.0 %
380154	CW RD RESURF HANA LANDSLIDE	68,282			68,282		0.0 %
380161	CW RD RESURF L HONOAPIILANI		25,195	25,195			0.0 %
380164	CW RD RESURF KEA ST		431	431			0.0 %
389750	CW RD RESURF/PVMNT PRESRVTN	3,891,996	(3,891,996)				-
98050	* CW RD RESURF/PVMNT PRESERVATN	4,835,761	(12,099)	511,157	4,312,507	0	0.0 %
380102	CW SAFETY KAH FIRE STN SDWLK	110,987			110,987		0.0 %
380105	CW SAFETY PAUWELA RD	87,764		87,764			0.0 %
380133	CW SAFETY CATCHALL		53,891		53,891		0.0 %
380139	CW SAFETY RD DIET ANALYSIS	87,700			87,700		0.0 %
380141	CW SAFETY HALIIMAILE RDWAY	6,210			6,210		0.0 %
380157	CW SAFETY WM GREENWAY PH1		55,935		55,935		0.0 %
380160	CW SAFETY OIHANA ST ONE WAY		921	921			0.0 %
380162	CW SAFETY SHAW ST SDWALK		22,764	22,764			0.0 %
380165	CW SAFETY MOLOKAI DISTRICT		28,500		28,500		0.0 %
389751	CW SAFETY IMPROVEMENTS	169,377	(169,377)				-
98051	* CW SAFETY IMPROVEMENTS	462,038	(7,366)	111,449	343,223	0	0.0 %
389510	SAFE ROUTES TO SCH PRG	92,956				92,956	100.0 %
98099	* FY98/08/18 ST/FED/PVT	92,956	0	0	0	92,956	100.0 %
390095	PAIA SCHOOL SAFE ROUTES TO SCH		1,226,785			1,226,785	100.0 %
390700	MAUI BICYCLE/PEDESTRIAN		121,200	317		120,883	99.7 %
99099	* State/Fed/Private 99/09/19	0	1,347,985	317	0	1,347,668	100.0 %
390272	CW FEDERAL AID PROGRAM		6,371			6,371	100.0 %
99186	* CW FEDERAL AID PROGRAM	0	6,371	0	0	6,371	100.0 %
390073	CW BIKEWAY IMPROVEMENTS		140,000			140,000	100.0 %
390164	CW BIKEWAY N SHORE GRNWAY			302	79,462	(79,764)	-
390169	CW BIKEWAY KIHEI BKWAY PH2			490		(490)	-

County of Maui
Statement of Appropriations and Expenditures
Capital Improvement Program by District
Fiscal Year Ending 6/30/2019 - as of 12/31/2018

09	Countywide	Prior Year Encumbrance / Carryover	Amended Budget / Lapses	Year to Date Expended	Current Encumbrance 12/31/2018	Balance Available	% of Budget Available
Index	* Activity ** Program *** District						
99187	* CW BIKEWAY IMPROVEMENTS	0	140,000	792	79,462	59,746	42.7 %
390074	CW RD RESURF/PVMNT PRESRVTN		6,266,792			6,266,792	100.0 %
390155	CW RD RESURF/PVMNT CATCHALL			24,800		(24,800)	-
390166	CW RD RESURF/COLD MIX ASPHALT			21,037	78,963	(100,000)	-
390167	CW RD RESURF/EMULSIFIED ASPHLT				450,000	(450,000)	-
390168	CW RD RESURF/MILL ST			21,545	187,455	(209,000)	-
390171	CW RD RESURF/PVMNT KEA ST			1,957		(1,957)	-
390173	CW RD RESURF/ASPHALT MAUI ONLY				20,000	(20,000)	-
390178	CW RD RESURF/HALEAKALA-MAK				149,200	(149,200)	-
390180	CW RD RESURF WAKEA/HOOHANA				41,486	(41,486)	-
390186	CW RD RESURF WAIAKOA S KIHEI				133,491	(133,491)	-
390188	CW RD RESURF UPCOUNTRY DISTRIC				58,631	(58,631)	-
390189	CW RD RESURF KAMEHAMEHA HINA				15,000	(15,000)	-
390190	CW RD RESURF KEANAE RD SAFETY				831,700	(831,700)	-
99188	* CW ROAD RESURF AND PVMT PRES	0	6,266,792	69,339	1,965,926	4,231,527	67.5 %
390075	CW SAFETY IMPROVEMENTS		810,000			810,000	100.0 %
390150	CW SAFETY TRAFFIC SIGNAL			1,932		(1,932)	-
390156	CW SAFETY RD DIET ANALYSIS				15,660	(15,660)	-
390162	CW SAFETY RD PAPALAUA			5,210	171,990	(177,200)	-
390182	CW SAFETY HALIIMAILE RD			9,524	9,363	(18,887)	-
390183	CW SAFETY OLD HALEAKALA			513		(513)	-
390185	CW SAFETY PAIA SCH FRONTAGE			193		(193)	-
390191	CW SAFETY WAIHEE VALLEY ROAD			5,453		(5,453)	-
390875	WAIKALE RD (HALE MAKANA)		40,000			40,000	100.0 %
99189	* CW SAFETY IMPROVEMENTS	0	850,000	22,825	197,013	630,162	74.1 %
390076	CW BRIDGE IMPROVEMENTS		220,000			220,000	100.0 %
390152	CW BRIDGE INSPECTION VAR LOC				1,000	(1,000)	-
99190	* CW BRIDGE IMPROVEMENT	0	220,000	0	1,000	219,000	99.5 %

County of Maui
Statement of Appropriations and Expenditures
Capital Improvement Program by District
Fiscal Year Ending 6/30/2019 - as of 12/31/2018

09	Countywide	Prior Year Encumbrance / Carryover	Amended Budget / Lapses	Year to Date Expended	Current Encumbrance 12/31/2018	Balance Available	% of Budget Available
Index	* Activity ** Program *** District						
390077	CW TRAFFIC CALMING PROGRAM		350,000			350,000	100.0 %
390163	CW TRAFFIC CALMING PROGRAM				116,600	(116,600)	-
390177	CW TRAFFIC SPEED TABLES			127	42,311	(42,439)	-
99191	* CW TRAFFIC CALMING PROGRAM	0	350,000	127	158,911	190,961	54.6 %
390078	CW SIDEWALK IMPROVEMENTS		490,000			490,000	100.0 %
390181	CW SIDEWLK IMPRV S KIHEI RD				28,773	(28,773)	-
99192	* CW SIDEWALK IMPROVEMENTS	0	490,000	0	28,773	461,227	94.1 %
390079	GUARDRAIL/SHLDR IMPR AT VAR LO		200,000			200,000	100.0 %
99193	* GUARDRAIL/SHOULDER IMPR	0	200,000	0	0	200,000	100.0 %
907	** Roads	10,891,620	9,817,825	1,216,123	11,893,809	7,599,515	36.7 %
378301	CW LF PV/WIND TURBINE LIGHT	39,151		39,151			0.0 %
97001	* CW LANDFILL PV/WIND TURBINE	39,151	0	39,151	0	0	0.0 %
378302	ENV'TAL COMP SYS DSGN/CTNS	50,564			50,564		0.0 %
97002	* ENV COMPLIANCE SYS DESGN/CONST	50,564	0	0	50,564	0	0.0 %
390001	ENV'TAL COMP SYS DSGN/CTNS		200,000			200,000	100.0 %
390187	ENV'TAL COMP CML PUUNENE				71,471	(71,471)	-
99106	* ENV COMPL SYS DESIGN AND CONST	0	200,000	0	71,471	128,529	64.3 %
390002	LANDFILL POTABLE H2O SUPPLY		100,000			100,000	100.0 %
99107	* LANDFLL POTABLE WATER SUPPLY	0	100,000	0	0	100,000	100.0 %
908	** Solid Waste Facilities	89,715	300,000	39,151	122,035	228,529	58.6 %
319012	CW WET WELL REHABILITATION	9,029			9,029		0.0 %
91051	* CW wet well rehabilitation	9,029	0	0	9,029	0	0.0 %
329023	CW WSTWTR SYSTEM MODIFICATION	23,974			23,974		0.0 %

County of Maui
Statement of Appropriations and Expenditures
Capital Improvement Program by District
Fiscal Year Ending 6/30/2019 - as of 12/31/2018

09	Countywide	Prior Year	Amended	Year	Current	Balance	% of
	Index	Encumbrance	Budget /	to Date	Encumbrance	Available	Budget
	* Activity ** Program *** District	/ Carryover	Lapses	Expended	12/31/2018		Available
92060	* CW WW SYSTEM MODIFICATIONS	23,974	0	0	23,974	0	0.0 %
345378	CW EPA DECREE COMPLIANCE PRJ	35,640			35,640		0.0 %
94078	* CW EPA CONSENT COMPLIANCE PRJ	35,640	0	0	35,640	0	0.0 %
345380	CW WW SYSTEM MODIFICATIONS	33,345			33,345		0.0 %
94080	* CW WW SYSTEM MODIFICATIONS	33,345	0	0	33,345	0	0.0 %
356499	CW EPA DCR PAIA WWPS FM	25,138			25,138		0.0 %
356574	CW EPA DCR COMPLIANCE PRJ	14,959			14,959		0.0 %
95073	* CW EPA CONSENT DECREE COMPLIAN	40,097	0	0	40,097	0	0.0 %
356564	CW EPA DECREE WAI-KAH WWRF	40,647			40,647		0.0 %
95074	* CW EPA CONSENT DECREE WWRF REN	40,647	0	0	40,647	0	0.0 %
356521	CW WW SYSTEM MOD-WM RECYCLED	62,718			62,718		0.0 %
356579	CW WW SYSTEM MOD-NAPILI	9,304			9,304		0.0 %
95075	* CW WW SYSTEM MODIFICATIONS	72,022	0	0	72,022	0	0.0 %
356542	CW WET WELL MISC PROJECTS	576,717			576,717		0.0 %
95076	* CW WET WELL REHABILITATION	576,717	0	0	576,717	0	0.0 %
368817	CW EPA DECREE WWRF RENOVATIONS	132,287		67,803	64,484		0.0 %
368826	CW EPA DECREE HAWAIIAN HOMES	37,683			37,683		0.0 %
368857	CW EPA DECREE NAPILI WWPS 5&6	153,723		25,441	128,282		0.0 %
368864	CW EPA DECR KIHEI FM#16 REPLCM	2,134		2,134			0.0 %
368868	CW EPA DECR SHERATON WWPS MODI	90,363		11,142	79,221		0.0 %
368890	CW EPA DECR LAHAINA WWRF ODOR	4,717			4,717		0.0 %
96063	* CW EPA WWRF RENOVATION PRJS	420,907	0	106,520	314,387	0	0.0 %
368828	CW WWSM NAPILI 5&6 FM	19,035			19,035		0.0 %
368842	CW WWSM LAHAINA WWPS #3	13,002		4,163	8,839		0.0 %

County of Maui
Statement of Appropriations and Expenditures
Capital Improvement Program by District
Fiscal Year Ending 6/30/2019 - as of 12/31/2018


09	Countywide	Prior Year	Amended	Year	Current	Balance	% of
Index	Activity ** Program *** District	Encumbrance	Budget /	to Date	Encumbrance	Available	Budget
		/ Carryover	Lapses	Expended	12/31/2018		Available
96065	* CW WW SYSTEM MODIFICATIONS	32,037	0	4,163	27,874	0	0.0 %
379169	CW EPA DECREE LAHAINA #3 WWPS	27,325		27,325			0.0 %
379175	CW EPA DECREE KIHEI FM#16	112,000		28,329	83,671		0.0 %
379197	CW EPA DECR CENTRAL MAUI	88,586			88,586		0.0 %
379199	CW EPA DECR KAH/WAILUKU	246,636		188,937	57,699		0.0 %
97003	* CW EPA COMPLIANCE PROJECTS	474,547	0	244,591	229,956	0	0.0 %
379129	CW EPA DECR LAH-KAH WWRF ELECT	72,343		19,851	52,492		0.0 %
379157	CW EPA DECR SCADA SERVER UPGRD	49,795			49,795		0.0 %
379166	CW EPA DECR WWRF VARIOUS LOC	76,305		11,486	64,820		0.0 %
379300	CW EPA DECR WWRF WAI/KAHULUI	857,614			857,614		0.0 %
97004	* CW EPA CONSENT DCR WWRF RP	1,056,057	0	31,337	1,024,721	0	0.0 %
379143	CW SATELLITE PRELIM ENGR REPOR	18,826		18,826			0.0 %
97005	* CW SATELLITE RECYCLED WTR FAC	18,826	0	18,826	0	0	0.0 %
379101	CC WW SYSTEM KIHEI RECYCLED WT	74,527		54,868	19,659		0.0 %
379126	CW WW SYSTEM NAPILI 3 FM	28,712			28,712		0.0 %
379127	CW WW SYSTEM NAPILI 4 FM	26,878			26,878		0.0 %
379130	CW WW SYSTEM KENOLIO RD & KOKI	9,200		9,200			0.0 %
379176	CW WW SYSTEM LAHAINA WWRF ST1A	2,292		2,292			0.0 %
379198	CW WW SYSTEM SHERATON WWPS	15,507			15,507		0.0 %
97006	* CW WASTEWATER SYSTEM MODIFICAT	157,116	0	66,360	90,756	0	0.0 %
379171	CW WWRF RENOVATION PRJS	156,443		69,381	87,062		0.0 %
379301	CW WWRF LAHAINA CHLORINATION	540,310		127,304	413,006		0.0 %
379302	CW WWRF WAILUKU/KAHULUI	59,549	(12,092)	40,373	7,084		0.0 %
97007	* CW WWRF CHLORINATION SYS UPGRD	756,302	(12,092)	237,058	507,152	0	0.0 %
380117	CW EPA COMPL CENTRAL MAUI	500,000			500,000		0.0 %

County of Maui
Statement of Appropriations and Expenditures
Capital Improvement Program by District
Fiscal Year Ending 6/30/2019 - as of 12/31/2018


09	Countywide	Prior Year Encumbrance / Carryover	Amended Budget / Lapses	Year to Date Expended	Current Encumbrance 12/31/2018	Balance Available	% of Budget Available
Index	* Activity ** Program *** District						
98001	* CW EPA COMPLIANCE PROJECTS	500,000	0	0	500,000	0	0.0 %
380121	CW EPA COMPL WAI/KAHULUI	325,000			325,000		0.0 %
380142	CW EPA COMPL CATWALK/LAHAINA	34,318	218,889	26,668	226,539		0.0 %
380145	CW EPA COMPL LAH WWRF ODOR		4,225		4,225		0.0 %
380149	CW EPA COMPL WAI PUMP STA	138,500		44,899	93,602		0.0 %
380150	CW EPA COMPL KAH/LAH WWRF RTU	485,104			485,104		0.0 %
380152	CW EPA COMPL CATCHALL	2,848			2,848		0.0 %
380159	CW EPA COMPL LAH #3 WWPS		239,398	230,905	8,493		0.0 %
380163	CW EPA COMPL WAI/KAH DEWATERNG		39,140		39,140		0.0 %
380170	CW EPA COMPL OLD LAHAINA WWPS		264,384		264,384		0.0 %
380171	CW EPA COMPL CENTRAL MAUI WWS		39,166		39,166		0.0 %
389702	CW EPA COMPLIANCE WWRF	929,462	(929,462)				-
98002	* CW EPA COMPLIANCE WWRF RENOVAT	1,915,232	(124,260)	302,472	1,488,501	0	0.0 %
380108	CW WWSM KIHEI RECYCLED WTR	159,623			159,623		0.0 %
380116	CW WWSM CENTRAL MAUI	950			950		0.0 %
380119	CW WWSM SHERATON WWPS	414,580			414,580		0.0 %
380122	CW WWSM WAILUKU/KAHULUI	307,750			307,750		0.0 %
380156	CW WWSM SCADA SERVER	2,118			2,118		0.0 %
98003	* CW WW SYSTEM MODIFICATIONS	885,021	0	0	885,021	0	0.0 %
390003	CW EPA COMPLIANCE WWRF		2,000,000			2,000,000	100.0 %
99108	* CW EPA COMPLIANCE WWRF RENOVAT	0	2,000,000	0	0	2,000,000	100.0 %
390004	CW WW SYSTEM MODIFICATIONS		1,000,000			1,000,000	100.0 %
390158	CW WW SYSTEM LAH WWRF ELECTRIC				21,948	(21,948)	-
390159	CW WW SYSTEM MOD KUAU #4 FM RE			22,027	42,758	(64,785)	-
390160	CW WW SYSTEM MOD KENOLIO RD/KO				106,800	(106,800)	-
390161	CW WW SYSTEM LAH WWRF CHLORINA				11,451	(11,451)	-
390172	CW WW SYS MODI/LAH WWPS 3			36,289	11,545	(47,834)	-
390175	CW WW SYS MODI/CATCHALL				26,720	(26,720)	-

County of Maui
Statement of Appropriations and Expenditures
Capital Improvement Program by District
Fiscal Year Ending 6/30/2019 - as of 12/31/2018

09	Countywide	Prior Year Encumbrance / Carryover	Amended Budget / Lapses	Year to Date Expended	Current Encumbrance 12/31/2018	Balance Available	% of Budget Available
Index	* Activity ** Program *** District						
99109	* CW WW SYSTEM MODIFICATIONS	0	1,000,000	58,316	221,222	720,462	72.0 %
390005	CW EPA COMPLIANCE PRJ		500,000			500,000	100.0 %
390151	CW EPA COMPL CATCHALL			196,576		(196,576)	-
390179	CW EPA COMPL HAWAIIAN HOMES				211	(211)	-
99110	* CW EPA COMPIANCE PROJECTS	0	500,000	196,576	211	303,213	60.6 %
390006	CW WWRF CONCRETE REHABILIT		500,000			500,000	100.0 %
99111	* CW WWRF CONCRETE REHABILITATI	0	500,000	0	0	500,000	100.0 %
390007	CW WW RTU UPGRADES		2,000,000			2,000,000	100.0 %
99112	* CW WW RTU UPGRADES	0	2,000,000	0	0	2,000,000	100.0 %
909	** Wastewater Facilities	7,047,516	5,863,648	1,266,219	6,121,272	5,523,675	42.8 %
District ***	Countywide	48,727,765	24,742,005	9,167,410	43,984,126	20,318,239	27.7 %
	Grand Total	249,274,087	102,869,173	59,293,505	196,544,448	96,305,316	27.3 %



V. Appendix



GLOSSARY

Activity

An activity is a program or part of a program. Each activity has a budget amount in the operating budget or Capital Improvement Program.

Appropriation

Money authorized to spend for a specific use.

Bonds - General Obligation

A funding tool that is a written promise to pay a specific sum plus interest in the future, used to fund capital improvement projects. A General Obligation bond is secured by the County's General Fund.

Capital Improvement Program (CIP)

Capital projects are long-lived expenditures related to construction, expansion or major repair of infrastructure. An appropriation for a capital improvement lapses six months after the close of the fiscal year. There are eight programs: Drainage, Flood Control, Government Facilities, Parks and

Recreation, Economic Development / Planning, Roads, Solid Waste Facilities and Wastewater Facilities.

Carryover Savings (Fund Balance)

Unappropriated revenue and unencumbered balances of any appropriations in a fund at the end of the fiscal year. For budget purposes this is an estimated amount.

Character

Revenue is grouped by object and character. The character (Char) is a major group such as Taxes, or Licenses and Permits.

Countywide Costs

Countywide costs include costs such as insurance, debt payments, inter-departmental transfers and employee benefits.

Debt Service

The interest and principal payments on bond issues used to finance certain capital improvement projects and loans.

Encumbrance

A commitment of funds to an expenditure at a future date as a result of a purchase order, contract or other funding commitment. An estimated amount of expenditures. The funds may not be used for any other purpose.

Expenditure

An outlay of funds. A payment for goods or services rendered.

Fiscal Year

The County fiscal year runs from July 1 to June 30 of the following year. The operating budget is based on this time frame.

Fund

A separate accounting entity with revenues and expenditures for carrying on specific activities. The largest fund is the General Fund. The Wastewater Fund, the Highway Fund and the Solidwaste Fund are other examples. Also see **FUND DESCRIPTIONS**.

GLOSSARY

Grants / Grant Revenue

A grant is a financial contribution by the County or a State, Federal or private organization to support a particular function. The County receives as well as distributes grants. Grant funds are legally restricted to expenditures for specific purposes and provide a cost sharing alternative for programs and projects. Grant revenue was referred to as "Special Revenue" in previous years' budgets.

Interfund / Interdepartmental Transfers

These are governmental accounting transfers of revenue between funds. These transfers include overhead, fringe benefits and debt service charges as well as supplemental transfers from the General Fund for special fund operations and CIP.

Lapsed Bond Proceeds

These are funds from Bond Authorizations that are

disencumbered within the 18 month capital project cycle . Lapsed funds must be re-appropriated prior to expenditure.

Object

Revenue is grouped by object and character. An object is a smaller group such as General Property Taxes, Business Licenses and Permits, or Interest Income.

Operating Budget

Expenditures for all departments' salaries and wages, operations and equipment.

Program

An activity or service or group of activities or services and the resources to carry them out, that are intended to achieve specific objectives. Each county department is responsible for at least one program. Some programs are funded by the Operating Budget and some by Grant Revenue.

Revenue

Receipts received from various sources including real property tax, the transient accommodations tax, fuel tax and sewer/cesspool user fees.

Special Assessment

A charge made against certain properties to help pay for all or part of the cost of a specific capital improvement project. Also park land or a monetary assessment fee received from new developments.

Transient Accommodations Tax

Also known as hotel room tax. The County of Maui receives 22.8% of the total amount collected by the State, after 6% of the Statewide collections are withheld for administrative expense. The current TAT rate in Hawaii is 10.25%.

FUND DESCRIPTIONS

The budget is organized into funds. A fund is a separate accounting entity with revenues and expenditures for carrying on specific activities. Each fund is a set of self-balancing accounts.

Following is a list of all funds that are subject to appropriation in the Maui County budget.

General Fund

This is the largest of the County's funds. It accounts for all financial resources which are not required to be in another fund. Services within the General Fund include police and fire protection, parks and recreation (except golf), general administrative services, social concerns, planning and other activity for which a special fund has not been created.

Liquor Control Fund

It receives revenue from all liquor license fees. Fund revenues are expended for the operation and administration of the Liquor Control Commission, Liquor Control Adjudication Board, and the Department of Liquor Control.

Highway Fund

This fund was created for the deposit of fuel taxes, public utility franchise

taxes and motor vehicle weight taxes. These revenues are expended for acquisition, design, construction, Improvement, repair

and maintenance of County highways, streets, street lights, storm drains and bridges.

Wastewater Fund

It was established to receive all revenue derived from monthly sewer charges, assessments and service charges for pumping of cesspools, septic tanks, etc. Revenue is expended for the repair, operation and maintenance of the wastewater facilities and sewer systems, including debt service.

Bikeway Fund

This fund was established to collect revenue from bicycle licenses. It is expended for bikeway construction and maintenance.

Solid waste Fund

All refuse collection fees and landfill disposal charges are deposited here. The fund is used for the operation of the County's collection and disposal programs and for diversion programs such as resource recovery and recycling.

Grant Funds

A grant is a financial contribution by the County or a State, Federal or private organization to support a particular function. The County receives as well as distributes grants. Grant funds are legally restricted to expenditures for specific purposes and provide a cost sharing alternative for programs and projects. Grant revenue was

referred to as "Special Revenue" in previous years' budgets. The funds are aggressively pursued to relieve the reliance on County funds and to encourage participation of other government agencies.

Debt Service Fund

Debt service of bonds and loans is accounted for in this fund. The transfer to this fund is included in the Operations by Budget Item report.

Golf Fund


This fund was established to account for the proceeds of playing fees and for fees from golf course concessions (restaurant and pro shop). This revenue is expended for the operation, maintenance and capital improvements of the Waiehu Golf Course.

Capital Projects Fund

It is used to account for general obligation bonds that are issued for capital improvement projects.

Utility Enterprise Fund

The Department of Water Supply uses this. The receipts and disbursements are reported by the revenue categories and program appropriations in the budget ordinance.



COUNTY OF MAUI
CAPITAL IMPROVEMENT PROJECTS REPORT

AS OF DECEMBER 31, 2018

AYYY-NNN-XXXXXX


AA - Source of Funding (see descriptions below)
YY - Project Year (Budgeted Year)

NNN - IFAS Sub-fund

XXXXXX – Index Code (Appropriation #)

AA-Source of Funding Descriptions:

GF -	General Fund
GF/LN -	General Fund Loan
HY -	Highway Fund
BY -	Bikeway Fund
LC-	Liquor Control Fund
WM -	Wastewater Fund
SW -	Solid Waste Fund
GOLF -	Golf Fund
PA -	Parks Assessment Fund
SA -	Sewer Assessment Fund
GO -	Bond Issued
GOLAPS -	Lapsed Bond
FF -	Federal Funds
SH -	State Funds
ARRA -	ARRA Federal Funds
SH/LN -	State Revolving Fund
USDA -	USDA Loan
DOT -	State Dept of Transportation
PV -	Private Funds



County of Maui
Capital Improvement Projects Report (Excluding Department of Water Supply)
As of 12/31/2018

13-901 DRAINAGE	Original Appropriation	Alloted To Date	Expenditure Prior Years	Expenditure Current Year	Amount Lapsed	Encumbrance	Allotment Balance
Hana Community Plan Area							
MAHALAWA BRDG REPLACEMENT							
GO19-374-390280: Lapse 12/31/19 CBS-1891	250,000.00						
HANA HWY LANDSLIDE REPAIRS							
GO18-373-389252: Lapse 12/31/18 CBS-4624	1,000,050.00	1,000,050.00	50.00	157.50		999,842.50	
GO19-374-389281: Lapse 12/31/18 CBS-4624	149,950.00	19,287.02				19,287.02	
WAIOPAI BRIDGE REPAIRS							
GO18-373-389253: Lapse 12/31/18 CBS-4598	1,160,886.36	1,160,886.36	556.72			1,160,329.64	
GO19-374-389282: Lapse 12/31/18 CBS-4598	339,113.64	293,200.00		115,500.48		177,699.52	
	2,900,000.00	2,473,423.38	606.72	115,657.98	0.00	2,357,158.68	0.00
Paia-Haiku Community Plan Area							
EMERGENCY RPR PU'U WAY							
19-101-390008: Lapse 12/31/19	3,000,000.00	3,000,000.00		111,380.13		892,170.67	1,996,449.20
Makawao-Pukalani-Kula Community Plan Area							
DITCH IMPRV WAIPOLI RD							
GO18-373-378287: Lapse 12/31/17 CBS-3187	567,508.97	567,508.97				567,508.97	
GO19-374-379239: Lapse 12/31/17 CBS-3187	232,491.03	232,491.03				232,491.03	
GO18-373-389257: Lapse 12/31/18 CBS-3187	798,089.01	798,089.01				798,089.01	
HIOLANI ST DRAINAGE IMPRV							
GO18-373-389258: Lapse 12/31/18 CBS-3188	900,000.00	900,000.00				900,000.00	
	2,498,089.01	2,498,089.01	0.00	0.00	0.00	2,498,089.01	0.00
Wailuku-Kahului Community Plan Area							
WAIIEHU DRAINLINE REPAIRS							
GO18-373-389263: Lapse 12/31/18 ORD#4798	1,530,000.00	1,530,000.00	590,348.72	202,686.89		736,964.39	
IAO STREAM IMPROVEMENTS							
GO08-367-371200: Lapse 12/31/07	500,000.00	258,100.00	110,463.36		121,836.64	25,800.00	()
KAHULUI DRAINLINE REPAIRS							
GO19-374-389278: Lapse 12/31/18 ORD#4791	2,199,800.00	2,173,502.71		502.71		2,173,000.00	
PAPA AVE DRAINAGE IMPRV							
GO18-373-378295: Lapse 12/31/17 CBS-1951	400,000.00	400,000.00	50.00			399,950.00	
TEST/INSPECT EXIST INJ WELLS							
GF17-301-378397: Lapse 12/31/17 CBS-3193	300,000.00	300,000.00	181,832.16	80,666.19	37,501.65		
WAKEA/NIIHAU ST DRAINAGE IMPRV							
HY17-302-378398: Lapse 12/31/17 CBS-3192	450,000.00	450,000.00	5,000.00			445,000.00	
C MAUI DRAINLINE REPAIRS							
GF17-301-378396: Lapse 12/31/17 CBS-3189	850,000.00	850,000.00	285,001.62	529,164.83	35,833.55		
GO18-373-389261: Lapse 12/31/18 CBS-3189	533,387.93	533,387.93	291,413.45	87,889.25		154,085.23	
GO19-374-389277: Lapse 12/31/18 CBS-3189	166,612.07	166,612.07		35,489.40		131,122.67	
GO19-374-390294: Lapse 12/31/19 CBS-3189	1,500,000.00	894,070.41					894,070.41
IAO STREAM FLOOD CTRL							

County of Maui
Capital Improvement Projects Report (Excluding Department of Water Supply)
As of 12/31/2018

	Original Appropriation	Alloted To Date	Expenditure Prior Years	Expenditure Current Year	Amount Lapsed	Encumbrance	Allotment Balance
13-901 Drainage							
GF19-301-390170: Lapse 12/31/19 CBS-1070 CML STORMWATER MGMT IMP	600,000.00	600,000.00		600,000.00			
GO19-374-390219: Lapse 12/31/19 CBS-5020 CENTRAL MAUI DRAINAGE ASSESS	750,000.00	745,783.85		137,150.15		608,623.85	9.85
GO19-374-390295: Lapse 12/31/19 CBS-4596 HAUOLI ST DRAINAGE BAS/OUT REP	700,000.00						
GO19-374-390296: Lapse 12/31/19 CBS-4619 IA STREAM BANK STABIL @ MY	1,000,000.00	208.04		208.04			
GO19-374-390297: Lapse 12/31/19 CBS-5050	500,000.00	500,000.00				500,000.00	
	11,979,800.00	9,401,665.01	1,464,109.31	1,673,757.46	195,171.84	5,174,546.14	894,080.26
Kihei-Makena Community Plan Area							
S KIHEI RD CULVERT REPLCMNT							
GO18-373-378218: Lapse 12/31/17 ORD#4414 HAUOLI ST DRAINAGE IMPRMNT	2,100,000.00	2,095,301.76	1,950,325.34			144,976.42	
GO14-371-331244: Lapse 12/31/13 CBS-1022 SOUTH MAUI DRAINLINE REPAIRS	2,500,000.00	1,970,022.48	1,941,547.66		684.84	27,789.98	
GO19-374-389264: Lapse 12/31/18 ORD#4824 GO19-374-390287: Lapse 12/31/19 CBS-5048	450,000.00 5,976.96	450,000.00 5,976.96		5,750.00		450,000.00	226.96
	5,055,976.96	4,521,301.20	3,891,873.00	5,750.00	684.84	622,766.40	226.96
West Maui Community Plan Area							
LAH WATERSHED PROJ DIV PH 3A DOT13-325-337506: #STP-STP-0900(0 83)		2,282,912.50	1,700,035.26				582,877.24
LAH AQUATIC CTR RET BASIN REST							
GF19-301-390105: Lapse 12/31/19 LAHAINA WATERSHED FLOOD CTRL	75,000.00	75,000.00					75,000.00
GO14-371-321213: Lapse 12/31/12 GO18-373-345276: Lapse 12/31/14 ORD#4095	2,563,498.08 677,698.55	361,349.00 6,992.95	179,265.32 6,936.82	1,207.95		180,875.73 56.13	()
GO18-373-356216: Lapse 12/31/15 ORD#4095 GO18-373-367245: Lapse 12/31/16 CBS-1026	997,900.00 2,000,000.00	216,315.36 2,000,000.00	15,000.00			5,151.00 1,985,000.00	211,164.36
	6,314,096.63	4,942,569.81	1,901,237.40	1,207.95	0.00	2,171,082.86	869,041.60
Molokai Community Plan Area							
KAUNAKAKAI DRAIN SYS B							
GO18-373-378290: Lapse 12/31/17 CBS-2775 GO19-374-390290: Lapse 12/31/19 CBS-2775	200,000.00 2,000,000.00	199,356.00	41,038.20	47,495.34		110,822.46	
	2,200,000.00	199,356.00	41,038.20	47,495.34	0.00	110,822.46	0.00
Countywide							
CW DRAINAGE IMPROVEMENTS							
GO14-371-321203: Lapse 12/31/12 CBS-1027 GO14-371-331249: Lapse 12/31/13 CBS-1027	1,211,279.78 1,300,000.00	1,211,279.78 1,288,837.57	864,262.38 1,169,786.42		149,390.20 31,538.35	197,627.20 87,512.80	
GF14-301-345319: Lapse 12/31/14 CBS-1027	1,350,000.00	1,350,000.00	1,206,611.38		25,346.93	118,041.69	

County of Maui
Capital Improvement Projects Report (Excluding Department of Water Supply)
As of 12/31/2018

13-901 Drainage	Original Appropriation	Alloted To Date	Expenditure Prior Years	Expenditure Current Year	Amount Lapsed	Encumbrance	Allotment Balance
GO18-373-367C48: Lapse 12/31/16 CBS-1027	1,500,000.00	1,451,791.42	1,217,372.82	43,178.20		191,240.40	
GF17-301-378C69: Lapse 12/31/17 CBS-1027	1,000,000.00	1,000,000.00	399,058.16	183,153.36	31,318.17	386,470.31	
GO18-373-389C47: Lapse 12/31/18 CBS-1027	492,883.40	517,448.17	167,017.39	100,161.00	.28	225,089.00	25,180.50
GO19-374-389C53: Lapse 12/31/18 CBS-1027	100.64	100.64		100.64		25,180.50	(25,180.50)
GO19-374-389C57: Lapse 12/31/18 CBS-1027	507,015.96	484,049.73		568.36		458,300.87	25,180.50
GO19-374-390C69: Lapse 12/31/19 CBS#1027	1,300,000.00	442,909.88		123.62		205,990.12	236,796.14
PAPA AVE DRAINAGE IMPROVEMENTS							
GF14-301-345389: Lapse 12/31/14 CBS-1951	250,000.00	250,000.00	26,618.59		195,833.68	27,547.73	
	8,911,279.78	7,996,417.19	5,050,727.14	327,285.18	433,427.61	1,923,000.62	261,976.64
TOTAL Drainage	42,859,242.38	35,032,821.60	12,349,591.77	2,282,534.04	629,284.29	15,749,636.84	4,021,774.66

County of Maui
Capital Improvement Projects Report (Excluding Department of Water Supply)
As of 12/31/2018

13-902 Other Projects	Original Appropriation	Alloted To Date	Expenditure Prior Years	Expenditure Current Year	Amount Lapsed	Encumbrance	Allotment Balance
Makawao-Pukalani-Kula Community Plan Area							
KULA AGRICULTURAL PARK EXT GO18-373-389227: Lapse 12/31/18 CBS-4621	1,100,000.00	929,500.00		929,003.33	496.67		
KULA AGRICULTURAL PARK EXP SH19-323-390027: 018	5,000,000.00	5,000,000.00		5,000,000.00			
	6,100,000.00	5,929,500.00	0.00	5,929,003.33	496.67	0.00	0.00
Wailuku-Kahului Community Plan Area							
DATA CENTER AC REPLACEMENT GF19-301-390034: Lapse 12/31/19	250,000.00	250,000.00					250,000.00
KAHULUI CIVIC CTR/CM TRANSIT SH19-323-390021: ACT053-SLH 2018	2,500,000.00	2,500,000.00					2,500,000.00
	2,750,000.00	2,750,000.00	0.00	0.00	0.00	0.00	2,750,000.00
West Maui Community Plan Area							
STATE OF HAWAII DOH GRANT SH17-323-379517: C6-9993921 3	108,000.00	108,000.00	49,795.00	40,670.70		17,430.30	104.00
Countywide							
PUBLIC SAFETY RADIO SYS REPLC GO18-373-345290: Lapse 12/31/14 ORD#4095	1,582,986.56	1,425,818.56	1,101,284.44			324,534.12	
GOLAPS-350-356460: Lapse 12/31/15 CBS-1009	1,210,000.00	1,210,000.00	305,806.03		765,956.04	138,237.93	
GO18-373-389C25: Lapse 12/31/18 CBS-1009	600,000.00	599,999.40				599,999.40	
GO19-374-390236: Lapse 12/31/19 CBS-1009	1,200,000.00						
BRIDGE INSP/EVAL OF CTY BRIDGE GF19-301-390071: Lapse 12/31/19 CBS-3177	300,000.00	300,000.00		14,700.00		285,300.00	
CW EQUIPMENT GO18-373-389C21: Lapse 12/31/18 CBS-1218	1,660,960.63	1,660,960.63		1,660,960.63			
GO19-374-389C52: Lapse 12/31/18 CBS-1218	1,039,039.37	14,803.26		14,803.26			
GO19-374-390C31: Lapse 12/31/19 CBS#1218	5,526,000.00	2,473,412.42				2,473,412.42	
BUS STOP AND SHELTERS GO18-373-378210: Lapse 12/31/17 CBS-1039	500,000.00	280,995.00	92,010.00			188,985.00	
	13,618,986.56	7,965,989.27	1,499,100.47	1,690,463.89	765,956.04	4,010,468.87	0.00
TOTAL Other Projects	22,576,986.56	16,753,489.27	1,548,895.47	7,660,137.92	766,452.71	4,027,899.17	2,750,104.00

County of Maui
Capital Improvement Projects Report (Excluding Department of Water Supply)
As of 12/31/2018

13-903 Government Facilities	Original Appropriation	Alloted To Date	Expenditure Prior Years	Expenditure Current Year	Amount Lapsed	Encumbrance	Allotment Balance
Hana Community Plan Area							
NAHIKU COMMUNITY CENTER							
GO18-373-367298: Lapse 12/31/16 ORD#4316	1,950,000.00	191,340.00	142,296.00			49,044.00	
HANA CIVIC CENTER							
GF17-301-378337: Lapse 12/31/17 CBS-3236	50,000.00	50,000.00		44,820.00	200.00	4,980.00	
	2,000,000.00	241,340.00	142,296.00	44,820.00	200.00	54,024.00	0.00
Paia-Haiku Community Plan Area							
HAIKU FIRE STATION							
GF08-301-383010: Lapse 12/31/08	500,000.00	500,000.00	458,015.20			41,984.80	
GO10-368-393201: Lapse 12/31/09	600,000.00	600,000.00	470,023.31			129,976.69	
	1,100,000.00	1,100,000.00	928,038.51	0.00	0.00	171,961.49	0.00
Wailuku-Kahului Community Plan Area							
COUNTY SERVICE CENTER							
GO18-373-378269: Lapse 12/31/17 ORD#4427	160,000.00	160,000.00	34,081.26	69,301.11		56,617.63	
WAILUKU CIVIC COMPLEX							
GF19-301-390035: Lapse 12/31/19							
GO19-374-390235: Lapse 12/31/19	82,000,000.00	10,170,125.86				10,170,125.86	
GOLAPS-350-390935: Lapse 12/31/19	2,195,000.00	2,195,000.00				2,195,000.00	
CENTRAL MAUI TRANSIT HUB							
GO19-374-390206: Lapse 12/31/19 CBS-5021	650,000.00	647,600.00		31,095.00		616,505.00	
WAILUKU REDEV'T MUNI PRKG LOT							
GF16-301-367104: Lapse 12/31/16 CBS-2789	7,460,304.00	7,460,304.00	4,600,101.08		2,856,082.90	4,120.02	
GF17-301-378366: Lapse 12/31/17 CBS-2789	3,380,447.00	3,380,447.00	273,822.93	1,347,111.09	382,706.11	1,376,806.87	
GF18-301-389744: Lapse 12/31/18 CBS-2789	4,300,000.00	4,300,000.00	657,663.52	1,496,194.29		2,146,142.19	
KALANA O MAUI ELECTRICAL							
GO18-373-367240: Lapse 12/31/16 CBS-1925	1,200,000.00	704,794.75	656,692.37			48,102.38	
KALANA O MAUI LEAK REPAIRS							
GF17-301-378399: Lapse 12/31/17 CBS-3190	500,000.00	500,000.00	306,675.30	36,218.63		157,106.07	
AIR CONDITION CHILLER REPLCT							
GF14-301-345308: Lapse 12/31/14 CBS-1025	100,000.00	100,000.00	89,417.39	721.04	9,861.57		
2154 KAOHU ST BLDG IMPRVMNTS							
GF17-301-378405: Lapse 12/31/17 CBS-4391	50,000.00	50,000.00	32,701.19	843.66	16,455.15		
NEW COUNTY SERVICE CENTER							
GO18-373-389226: Lapse 12/31/18 CBS-2324	20,000,000.00	20,000,000.00				20,000,000.00	
GO19-374-389269: Lapse 12/31/18 CBS-2324	5,000,000.00	2,171,616.00		4,000.00		2,167,616.00	
	126,995,751.00	51,839,887.61	6,651,155.04	2,985,484.82	3,265,105.73	38,938,142.02	0.00
Lanai Community Plan Area							
LANAI FIRE STN IMPROVEMENTS							
GF18-301-389723: Lapse 12/31/18 CBS-1005	110,000.00	110,000.00			83,278.00	26,722.00	
GF19-301-390033: Lapse 12/31/19 CBS-1005	100,000.00	100,000.00					100,000.00

County of Maui
Capital Improvement Projects Report (Excluding Department of Water Supply)
As of 12/31/2018

13-903 Government Facilities	Original Appropriation	Alloted To Date	Expenditure Prior Years	Expenditure Current Year	Amount Lapsed	Encumbrance	Allotment Balance
LANAI BASEYARD IMPRV GO18-373-378286: Lapse 12/31/17 CBS-3239	300,000.00	172,182.00	106,385.71			65,796.29	
	510,000.00	382,182.00	106,385.71	0.00	83,278.00	92,518.29	100,000.00
Molokai Community Plan Area							
MOLOKAI BASEYARD DESIGN&C GOLAPS-350-356459: Lapse 12/31/15 CBS-1211	3,500,000.00	3,500,000.00	294,055.99		3,086,848.00	119,096.01	
GO18-373-378291: Lapse 12/31/17 CBS-1211	4,533,000.00	4,533,000.00	317,693.04	941,808.72		3,273,498.24	
GOLAPS-350-378392: Lapse 12/31/17 CBS-1211	3,703,000.00	3,703,000.00	71,354.43	100,065.52	815.23	3,530,764.82	
GO19-374-390291: Lapse 12/31/19 CBS-1211	250,000.00	249,200.00				249,200.00	
PUKOO FIRE STN RELOCATION GF18-301-389724: Lapse 12/31/18 CBS-4617	35,000.00	35,000.00				35,000.00	
	12,021,000.00	12,020,200.00	683,103.46	1,041,874.24	3,087,663.23	7,207,559.07	0.00
Countywide							
ACQ 2103 WELLS ST BLDG GO19-374-389273: Lapse 12/31/18 CBS-4623	1,600,000.00	1,600,000.00		1,600,000.00			
CW FIRE FACILITIES							
GF09-301-393016: Lapse 12/31/09	150,000.00	150,000.00	36,570.60		83,916.50	29,512.90	
GF10-301-303191: Lapse 12/31/10	300,000.00	300,000.00	275,876.39		22,373.61	1,750.00	
GO10-368-313205: Lapse 12/31/11	150,000.00	150,000.00	111,925.00			38,075.00	
GF12-301-323021: Lapse 12/31/12	150,000.00	150,000.00	137,716.54		8,325.16	3,958.30	
GF18-301-389C22: Lapse 12/31/18 CBS-1003	150,000.00	150,000.00		34,691.60	67,056.40	48,252.00	
GF19-301-390C32: Lapse 12/31/19 CBS#1003	303,000.00	303,000.00					303,000.00
CW FACILITY BLDG IMPROVEMENTS							
GF13-301-331115: Lapse 12/31/13 CBS-1032	350,000.00	350,000.00	283,481.46	4,664.50	61,854.04		
GF14-301-345320: Lapse 12/31/14 CBS-1032	500,000.00	500,000.00	468,965.42		20,997.99	10,036.59	
GF15-301-356C21: Lapse 12/31/15 CBS-1032	600,000.00	600,000.00	464,167.89	54,074.18	56,757.93	25,000.00	
GO18-373-367C49: Lapse 12/31/16 CBS-1032	750,000.00	369,120.34	140,733.52	47,741.98	6,307.04	174,337.80	
GF17-301-378C70: Lapse 12/31/17 CBS-1032	350,000.00	350,000.00	111,354.66		400.56	238,244.78	
GF18-301-389C48: Lapse 12/31/18 CBS-1032	500,000.00	500,000.00	57,084.35	35,563.50	135,407.31	271,944.84	
GF19-301-390C70: Lapse 12/31/19 CBS#1032	425,000.00	425,000.00				102,505.80	322,494.20
CW POLICE FACILITIES							
GF17-301-378C67: Lapse 12/31/17 CBS-1010	940,000.00	940,000.00	547,546.45	363,337.42	1,582.75	27,533.38	
GF18-301-389C45: Lapse 12/31/18 CBS-1010	425,000.00	425,000.00		21,720.00	79,503.64	323,776.36	
GO19-374-390C56: Lapse 12/31/19 CBS#1010	848,000.00						
GF19-301-390C68: Lapse 12/31/19 CBS#1010							
KALANA O MAUI CAMPUS EXP DESIG							
GO18-373-345264: Lapse 12/31/14 CBS-1980	500,761.47	500,732.47	192,850.34			307,882.13	
CW DMVL SATELLITE OFF UPGRD							
GF17-301-378C26: Lapse 12/31/17 CBS-3210	137,200.00	137,200.00	129,347.51		3,983.51	3,868.98	()
	9,128,961.47	7,900,052.81	2,957,620.13	2,161,793.18	548,466.44	1,606,678.86	625,494.20
TOTAL Government Facilities	151,755,712.47	73,483,662.42	11,468,598.85	6,233,972.24	6,984,713.40	48,070,883.73	725,494.20

County of Maui
Capital Improvement Projects Report (Excluding Department of Water Supply)
As of 12/31/2018

13-904 Parks and Recreation	Original Appropriation	Alloted To Date	Expenditure Prior Years	Expenditure Current Year	Amount Lapsed	Encumbrance	Allotment Balance
Hana Community Plan Area							
PA'ANI MAI PARK IMPROVM							
GF15-301-356402: Lapse 12/31/15 CBS-2328	300,000.00	300,000.00	163,599.50		29,840.00	106,560.50	
HELENE HALL IMPROVEMENTS							
GO18-373-378239: Lapse 12/31/17 CBS-1971	50,000.00	50,000.00	11,553.33			38,446.67	
GO18-373-389230: Lapse 12/31/18 CBS-1971	85,787.12	85,787.12	9,991.35	11,242.10		64,553.67	
GO19-374-389280: Lapse 12/31/18 CBS-1971	514,212.88	364,289.10		749.00		363,540.10	
HANA-KEANAE-KAILUA PARKS							
GF16-301-367101: Lapse 12/31/16 CBS-2350	446,250.00	446,250.00	413,115.50			33,134.50	
GF17-301-378338: Lapse 12/31/17 CBS-2350	250,000.00	250,000.00	75,276.62	18,808.00	398.75	155,516.63	
GF18-301-389731: Lapse 12/31/18 CBS-2350	55,000.00	55,000.00	3,466.50	21,019.51		30,513.99	
GF19-301-390041: Lapse 12/31/19 CBS-2350	675,000.00	675,000.00				8,682.51	666,317.49
	2,376,250.00	2,226,326.22	677,002.80	51,818.61	30,238.75	800,948.57	666,317.49
Paia-Haiku Community Plan Area							
ALFRED BOTEILHO,SR. GYM IMP							
GO19-374-390257: Lapse 12/31/19 CBS-5056	1,500,000.00						
PAIA-HAIKU PARKS SYSTEM							
GO18-373-378254: Lapse 12/31/17 CBS-2348	400,000.00	110,543.00		21,385.18		89,157.82	
GF17-301-378353: Lapse 12/31/17 CBS-2348	320,000.00	320,000.00	290,960.11	16,631.39		12,408.50	
GO18-373-389238: Lapse 12/31/18 CBS-2348	62,118.94	62,118.94	39,566.55	9,677.92		12,874.47	
GO19-374-389272: Lapse 12/31/18 CBS-2348	702,881.06	702,881.06		1,960.00		700,921.06	
PA18-309-389438: Lapse 12/31/18 CBS-2348	135,000.00	135,000.00			84,882.06	50,117.94	
GF18-301-389738: Lapse 12/31/18 CBS-2348	50,000.00	50,000.00			1,633.80	48,366.20	
GF19-301-390058: Lapse 12/31/19 CBS-2348	50,000.00	50,000.00					50,000.00
GO19-374-390253: Lapse 12/31/19 CBS-2348	950,000.00						
	4,170,000.00	1,430,543.00	330,526.66	49,654.49	86,515.86	913,845.99	50,000.00
Makawao-Pukalani-Kula Community Plan Area							
MAKAWAO-HAIKU-PAIA PARKS							
GF15-301-356405: Lapse 12/31/15 CBS-2348	325,000.00	325,000.00	324,235.00		765.00		
HANNIBAL TAVARES COMM CTR IMP							
GF19-301-390052: Lapse 12/31/19 CBS-3228	1,000,000.00	1,000,000.00		50.00		9,950.00	990,000.00
PUK-KULA-ULUPALAKUA PARKS							
GF15-301-356406: Lapse 12/31/15 CBS-2349	245,000.00	245,000.00	180,113.86	21,688.14	800.00	42,398.00	()
UPCOUNTRY SKATE PARK							
GF15-301-356407: Lapse 12/31/15 CBS-2331	75,000.00	75,000.00	63,302.33	11,697.67			
MAK-PUK-KULA ULU PARKS							
GF16-301-367103: Lapse 12/31/16 CBS-2349	435,000.00	435,000.00	335,676.23	13,934.89	5,972.48	79,416.40	
GF17-301-378347: Lapse 12/31/17 CBS-2349	350,000.00	350,000.00	75,353.32	211,403.85	53,291.50	9,951.33	
GO18-373-389235: Lapse 12/31/18 CBS-2349	59,473.00	59,473.00		39,400.90		20,072.10	
GO19-374-389270: Lapse 12/31/18 CBS-2349	250,527.00	250,527.00				250,527.00	
GF18-301-389735: Lapse 12/31/18 CBS-2349	1,250,000.00	1,250,000.00				1,250,000.00	
GF19-301-390051: Lapse 12/31/19 CBS-2349	415,000.00	415,000.00				348,227.80	66,772.20

County of Maui
Capital Improvement Projects Report (Excluding Department of Water Supply)
As of 12/31/2018

13-904 Parks and Recreation	Original Appropriation	Alloted To Date	Expenditure Prior Years	Expenditure Current Year	Amount Lapsed	Encumbrance	Allotment Balance
UPCOUNTRY SKATE PARK							
PA17-309-378350: Lapse 12/31/17 CBS-3208	100,000.00	100,000.00	97,509.50	2,490.50			
GO18-373-389236: Lapse 12/31/18 CBS-3208	200,000.00	200,000.00		200,000.00			
PA19-309-390054: Lapse 12/31/19 CBS-3208	38,000.00	38,000.00		24,750.00			13,250.00
WAIAKOA GYM IMPRVMENTS							
GO18-373-378249: Lapse 12/31/17 CBS-2329	75,000.00	74,725.00	41,644.00			33,081.00	
GO19-374-390250: Lapse 12/31/19 CBS-2329	175,000.00	152,220.00				152,220.00	
KULA PARK PLAYGROUND							
PA19-309-390053: Lapse 12/31/19 CBS-1175	95,000.00	95,000.00		14,900.00		11,300.00	68,800.00
PICKLEBALL COURTS EDDIE TAM PK							
PA19-309-390055: Lapse 12/31/19	40,000.00	40,000.00					40,000.00
	5,128,000.00	5,104,945.00	1,117,834.24	540,315.95	60,828.98	2,207,143.63	1,178,822.20
Wailuku-Kahului Community Plan Area							
WAIIEHU GC STARTER BOOTH/RESTO							
GO18-373-378257: Lapse 12/31/17 CBS-1202	500,000.00	494,800.00	93,010.00	217,110.00		184,680.00	
NEW KAHULUI COM'TY CTR							
GF18-301-389742: Lapse 12/31/18 CBS-4628	250,000.00	250,000.00		25,212.65		224,787.35	
GO19-374-390260: Lapse 12/31/19	400,000.00						
CENTRAL MAUI PARKS SYSTEM							
GF16-301-367105: Lapse 12/31/16 CBS-2351	600,000.00	600,000.00	529,776.00	7,904.52	2,000.00	60,319.48	
GO18-373-378256: Lapse 12/31/17 CBS-2351	461,000.00	402,778.63	59,004.84	66,743.01		277,030.78	
GF17-301-378355: Lapse 12/31/17 CBS-2351	539,000.00	539,000.00	290,003.10	238,979.94	4,293.96	5,723.00	
GF18-301-389740: Lapse 12/31/18 CBS-2351	1,000,000.00	1,000,000.00	9,542.59	189,619.81	154,743.28	646,094.32	
GF19-301-390062: Lapse 12/31/19 CBS-2351	240,000.00	240,000.00		10,770.76		79,325.54	149,903.70
WAILUKU HEIGHTS EXT COM'TY ASS							
PV19-329-390863:	5,000.00	5,000.00					5,000.00
WAR MEMORIAL GYM BLDG IMPRV							
GF18-301-389739: Lapse 12/31/18 CBS-4616	350,000.00	350,000.00	71,150.00		80,449.00	198,401.00	
WAIIEHU GC WWTR IMPR							
GO18-373-378258: Lapse 12/31/17 CBS-3231	50,000.00	49,600.00	16,500.00			33,100.00	
KEPANIWAI HERITAGE GARDENS							
GF16-301-367106: Lapse 12/31/16 CBS-1143	100,000.00	100,000.00	30,340.00	28,070.00	3,400.00	38,190.00	
GF19-301-390061: Lapse 12/31/19 CBS-1143	330,000.00	330,000.00					330,000.00
WM COMPLEX PAVING IMPROVEMENTS							
GF14-301-345311: Lapse 12/31/14 CBS-1209	400,000.00	400,000.00	376,570.03		84.58	23,345.39	
GO18-373-378262: Lapse 12/31/17 CBS-1209	100,000.00	99,960.00	45,028.00			54,932.00	
GO19-374-390259: Lapse 12/31/19 CBS-1209	500,000.00						
WAIKAPU CC EXPANSION							
GO18-373-378260: Lapse 12/31/17 CBS-3214	1,000,000.00	17,869.00				17,869.00	
GO18-373-389268: Lapse 12/31/18 CBS-3214	1,488,030.24	1,488,030.24				1,488,030.24	
KANAHA BEACH PRK MSTR PLAN							
GF15-301-356411: Lapse 12/31/15 CBS-2342	250,000.00	250,000.00	249,746.83	206.77	46.40		
WAIKAPU CC BASKETBALL CRT IMPV							

County of Maui
Capital Improvement Projects Report (Excluding Department of Water Supply)
As of 12/31/2018

	Original Appropriation	Alloted To Date	Expenditure Prior Years	Expenditure Current Year	Amount Lapsed	Encumbrance	Allotment Balance
13-904 Parks and Recreation							
GF18-301-389741: Lapse 12/31/18 CBS-2330 WELLS PARK MASTER PLAN IMPL	500,000.00	500,000.00	400,260.75	63,682.00	36,057.25		
GF19-301-390063: Lapse 12/31/19 CBS-4584 GO19-374-390254: Lapse 12/31/19 CBS-4584 KOKUA POOL IMPROVEMENTS	150,000.00						
GF19-301-390064: Lapse 12/31/19 ICHIRO MAEHARA BB STDM IMPRV	450,000.00	450,000.00				60,229.00	389,771.00
GF19-301-390065: Lapse 12/31/19 WAILUKU HEIGHTS PARK	500,000.00	500,000.00				366,177.00	133,823.00
GF19-301-390862: Lapse 12/31/19 CBS-2351	150,000.00	150,000.00					150,000.00
	10,313,030.24	8,217,037.87	2,170,932.14	848,299.46	281,074.47	3,758,234.10	1,158,497.70
Kihei-Makena Community Plan Area							
WAIPUILANI PARK IRRIGATION							
GF16-301-367108: Lapse 12/31/16 CBS-2359	800,000.00	800,000.00	529,970.74	3,900.00	239,500.00	26,629.26	
GF17-301-378341: Lapse 12/31/17 CBS-2359	100,000.00	100,000.00	17,310.22	1,447.91	81,137.23	104.64	
GF18-301-389756: Lapse 12/31/18 ORD#4796	81,137.00	81,137.00	975.00	1,102.85	44,151.81	34,907.34	
SO MAUI COMMUNITY PARK							
GO18-373-356227: Lapse 12/31/15 CBS-1118	16,588,792.49	438,635.29	407,240.61	31,394.68			()
GO18-373-378243: Lapse 12/31/17 CBS-1118	650,000.00	544,967.99				544,967.99	
PA19-309-390044: Lapse 12/31/19 CBS-1118	500,000.00	500,000.00					500,000.00
SOUTH MAUI PARKS SYSTEM							
GF15-301-356416: Lapse 12/31/15 CBS-2345	655,000.00	655,000.00	595,509.00			59,491.00	
GF16-301-367107: Lapse 12/31/16 CBS-2345	885,000.00	885,000.00	858,418.00	26,582.00			
GO18-373-378244: Lapse 12/31/17 CBS-2345	303,000.00	303,000.00	76,719.00		()	226,281.00	
GF17-301-378340: Lapse 12/31/17 CBS-2345	597,000.00	597,000.00	179,279.92			417,720.08	()
PA18-309-389732: Lapse 12/31/18 CBS-2345	638,000.00	638,000.00		200.00	269,474.63	368,325.37	
GF19-301-390042: Lapse 12/31/19 CBS-2345	195,000.00	195,000.00					195,000.00
GF19-301-390842: Lapse 12/31/19 CBS-2345	150,000.00	150,000.00					150,000.00
PA19-309-390942: Lapse 12/31/19 CBS-2345	492,000.00	492,000.00					492,000.00
SM COMMUNITY PARK REC CTR							
GO18-373-378223: Lapse 12/31/17 ORD#4441	20,075,722.00	20,075,722.00	6,449,701.21	5,690,753.42		7,935,267.37	
PA19-309-390046: Lapse 12/31/19 CBS-5059	900,000.00	900,000.00		78,036.85		361,562.39	460,400.76
KENOLIO REC COMP OPEN BLDG REP							
GF19-301-390043: Lapse 12/31/19 CBS-2743	50,000.00	50,000.00					50,000.00
KAMAOLE POINT PAVILIONA							
PA19-309-390045: Lapse 12/31/19 CBS-1205	250,000.00	250,000.00					250,000.00
	43,910,651.49	27,655,462.28	9,115,123.70	5,833,417.71	634,263.67	9,975,256.44	2,097,400.76
West Maui Community Plan Area							
WEST MAUI PARKS SYSTEM							
PA16-309-367154: Lapse 12/31/16 CBS-2344	480,000.00	480,000.00	460,170.00	19,665.00	165.00		
GO18-373-378264: Lapse 12/31/17 CBS-2344	1,915,000.00	1,915,000.00	1,572,373.00	323,706.00		18,921.00	
GF17-301-378363: Lapse 12/31/17 CBS-2344	85,000.00	85,000.00	40,277.00	33,940.16		10,782.84	
PA17-309-378365: Lapse 12/31/17 CBS-2344	285,000.00	285,000.00			142,455.68	142,544.32	

County of Maui
Capital Improvement Projects Report (Excluding Department of Water Supply)
As of 12/31/2018

	Original Appropriation	Alloted To Date	Expenditure Prior Years	Expenditure Current Year	Amount Lapsed	Encumbrance	Allotment Balance
13-904 Parks and Recreation							
PA18-309-389743: Lapse 12/31/18 CBS-2344	950,000.00	950,000.00	11,399.75			938,600.25	
GF19-301-390066: Lapse 12/31/19 CBS-2344	462,000.00	462,000.00		4,393.18		197,335.65	260,271.17
GO19-374-390255: Lapse 12/31/19 CBS-2344	286,000.00						
LAUNIUPOKO MASTER PLAN							
PA19-309-390067: Lapse 12/31/19	500,000.00	500,000.00					500,000.00
MOKUHINIA ECOSYSTEM/RESTORATN							
GO18-373-345266: Lapse 12/31/14 ORD#4095	132,414.26	132,411.37	117,153.94			15,257.43	
GF15-301-356560: Lapse 12/31/15 ORD#4202	50,000.00	50,000.00	47,000.00			3,000.00	
	5,145,414.26	4,859,411.37	2,248,373.69	381,704.34	142,620.68	1,326,441.49	760,271.17
Lanai Community Plan Area							
LANAI PARKS SYSTEM							
GF17-301-378345: Lapse 12/31/17 CBS-2347	25,000.00	25,000.00	6,353.00			18,647.00	
GF18-301-389733: Lapse 12/31/18 CBS-2347	126,000.00	126,000.00		19,269.60	61,590.51	45,139.89	
GF19-301-390047: Lapse 12/31/19 CBS-2347	350,000.00	350,000.00				104,937.00	245,063.00
LANAI PARKS MAINTENANCE BLDG							
GF19-301-390048: Lapse 12/31/19 CBS-4580				1,533.00			(1,533.00)
GO19-374-390251: Lapse 12/31/19 CBS-4580	1,200,000.00						
LANAI COM'TY CTR COMM KITCHEN							
GF18-301-389734: Lapse 12/31/18 CBS-4626	250,000.00	250,000.00			183,949.00	66,051.00	
GF19-301-390049: Lapse 12/31/19 CBS-4626							
GO19-374-390252: Lapse 12/31/19 CBS-4626	900,000.00						
	2,851,000.00	751,000.00	6,353.00	20,802.60	245,539.51	234,774.89	243,530.00
Molokai Community Plan Area							
MOLOKAI PARKS SYSTEM							
GF16-301-367112: Lapse 12/31/16 CBS-2346	273,750.00	273,750.00	230,056.69		21,405.59	22,287.72	
GO18-373-378252: Lapse 12/31/17 CBS-2346	580,000.00	580,000.00	197,282.87	318,688.58		64,028.55	
GF17-301-378351: Lapse 12/31/17 CBS-2346	320,000.00	320,000.00	227,719.68	28,605.75	7,449.12	56,225.45	
GO18-373-389237: Lapse 12/31/18 CBS-2346	23,010.55	23,010.55	1,810.55			21,200.00	
GO19-374-389271: Lapse 12/31/18 CBS-2346	206,989.45	206,989.45				206,989.45	
GF18-301-389737: Lapse 12/31/18 CBS-2346	80,000.00	80,000.00				80,000.00	
GF19-301-390056: Lapse 12/31/19 CBS-2346	635,000.00	635,000.00				135,573.55	499,426.45
	2,118,750.00	2,118,750.00	656,869.79	347,294.33	28,854.71	586,304.72	499,426.45
Countywide							
CW PARK RESTROOM FAC IMPR							
GF15-301-356C24: Lapse 12/31/15 CBS-2362	500,000.00	500,000.00	410,018.98	5,436.42	30,365.54	54,179.06	
MAUI MOTOR SPORTS PARK							
SH17-323-379515: ACT124,SLH 2016	2,000,000.00	2,000,000.00				1,990,008.35	9,991.65
CW LIGHT ORDINANCE COMPL							
GF18-301-389C28: Lapse 12/31/18 CBS-4613	500,000.00	500,000.00	53,000.00	40,985.74	150,920.00	255,094.26	
GF19-301-390C39: Lapse 12/31/19 CBS#4613	600,000.00	600,000.00					600,000.00
CW PARKS ADA IMPROVEMENTS							
GF15-301-356C23: Lapse 12/31/15 CBS-1117	500,000.00	500,000.00	499,224.61	775.38	.01		()

County of Maui
Capital Improvement Projects Report (Excluding Department of Water Supply)
As of 12/31/2018

13-904 Parks and Recreation	Original Appropriation	Allotted To Date	Expenditure Prior Years	Expenditure Current Year	Amount Lapsed	Encumbrance	Allotment Balance
GF16-301-367C16: Lapse 12/31/16 CBS-1117	200,000.00	200,000.00	183,093.73	6,136.57	.18		10,769.52
GF18-301-389C29: Lapse 12/31/18 CBS-1117	300,000.00	300,000.00	53,671.40	136,394.97		109,933.63	
GF19-301-390C37: Lapse 12/31/19 CBS#1117	300,000.00	300,000.00				290,000.00	10,000.00
CW PARK PLAYGROUND IMPRVMT							
GF17-301-378C32: Lapse 12/31/17 CBS-3232	770,000.00	770,000.00	668,647.00		51,499.00	49,854.00	
PA17-309-378C36: Lapse 12/31/17 CBS-3232	115,000.00	115,000.00				115,000.00	
GF19-301-390C38: Lapse 12/31/19 CBS#3232	1,000,000.00	1,000,000.00					1,000,000.00
LARGE CAPACITY CESSPOOL							
GO18-373-367252: Lapse 12/31/16 CBS-1114	550,000.00	242,364.00	224,144.15			18,219.85	
CW BUILDING MAINT REPAIRE BSY							
GF19-301-390C40: Lapse 12/31/19 CBS#2742	225,000.00	225,000.00					225,000.00
MOLOKAI ATHLETIC COMPLEX							
SH16-323-369511:	400,000.00	400,000.00				399,980.00	20.00
	7,960,000.00	7,652,364.00	2,091,799.87	189,729.08	232,784.73	3,282,269.15	1,855,781.17
TOTAL Parks and Recreation	83,973,095.99	60,015,839.74	18,414,815.89	8,263,036.57	1,742,721.36	23,085,218.98	8,510,046.94

County of Maui
Capital Improvement Projects Report (Excluding Department of Water Supply)
As of 12/31/2018

13-907 Roads	Original Appropriation	Alloted To Date	Expenditure Prior Years	Expenditure Current Year	Amount Lapsed	Encumbrance	Allotment Balance
Hana Community Plan Area							
HANA DISTRICT RD RESURFACING							
HY01-302-317003: Lapse 12/31/01	650,000.00	643,184.00	484,563.41		147,509.31	11,111.28	
KALEPA ROCKFALL REPAIRS							
HY19-302-390083: Lapse 12/31/19 CBS-2779	150,000.00	150,000.00					150,000.00
KOUKOUAI BRIDGE REHAB							
GO18-373-378279: Lapse 12/31/17 CBS-1046	600,000.00	400,676.00	26,279.05	138,020.12		403,700.83	(167,324.00)
KALEPA REVETMENT/SEAWALL REP							
GO19-374-390281: Lapse 12/31/19 CBS-3183	500,000.00						
LELEKEA BRIDGE REPLACEMENT							
GO18-373-389255: Lapse 12/31/18 CBS-1049	50,000.00	34,510.55		34,510.55			
HY18-302-389755: Lapse 12/31/18 CBS-1049	100,000.00	100,000.00	18,870.00	39,079.90	7,539.55	34,510.55	
PIILANI HWY RD IMPRV/NUANUALOA							
GO18-373-378280: Lapse 12/31/17 CBS-3225	147,000.00	146,200.00	126,496.85	18,241.76	1,461.39		
HY17-302-378382: Lapse 12/31/17 CBS-3225	2,003,000.00	2,003,000.00	350.03	1,898,764.58	11,649.97	92,235.42	
ROCKFALL/EMBKMNT ASSESSMNT							
HY17-302-378381: Lapse 12/31/17 CBS-3176	350,000.00	350,000.00	1,406.24		290,893.76	57,700.00	
MAKA'AKAE RD RESURFACING							
GO19-374-390282: Lapse 12/31/19	550,000.00						
KEANAE RD SAFETY IMPRV							
GO18-373-389254: Lapse 12/31/18 CBS-2769	175,900.00	175,900.00		12,617.00		163,283.00	
GO19-374-389274: Lapse 12/31/18 CBS-2769	824,100.00	824,100.00		1,000.00		823,100.00	
SH19-323-390022:	2,000,000.00	2,000,000.00				2,000,000.00	
KAHOOLOPOO BRDGE RPL BR090078							
DOT12-325-327500: #STP-BR0900-078	1,680,000.00	1,672,000.00	1,357,991.39				314,008.61
	9,780,000.00	8,499,570.55	2,015,956.97	2,142,233.91	459,053.98	3,585,641.08	296,684.61
Paia-Haiku Community Plan Area							
NORTH SHORE GREENWAY							
GO18-373-367235: Lapse 12/31/16 CBS-1942	350,000.00	16,710.99	12,533.99			4,177.00	
GO18-373-389260: Lapse 12/31/18 CBS-1942	68,940.00	68,940.00	180.00			68,760.00	
GO19-374-389276: Lapse 12/31/18 CBS-1942	281,060.00	281,060.00		4,676.30		276,383.70	
KAUPAKALUA PVEMNT RECONST							
HY17-302-378393: Lapse 12/31/17 CBS-1066	550,000.00	550,000.00	346,431.42	92,260.00	19,748.58	91,560.00	
GO18-373-389259: Lapse 12/31/18 CBS-1066	54,106.58	47,239.16	27,090.47	1,248.69		18,900.00	
GO19-374-389275: Lapse 12/31/18 CBS-1066	2,345,893.42	1,583,124.87		15,454.16		1,567,670.71	
PAUWELA RD SIDEWK REPAIRS							
HY17-302-378394: Lapse 12/31/17 CBS-2310	500,000.00	500,000.00	175,428.05	310,320.78	12,797.10	1,454.07	
PAIA SCHOOL SAFE ROUTES							
HY15-302-356426: Lapse 12/31/15 CBS-2306	150,000.00	150,000.00	3,831.24		136,616.76	9,552.00	
HAIKU RD GUARDRAIL/SHLDR IMPR							
HY19-302-390092: Lapse 12/31/19 CBS-4597	300,000.00	300,000.00					300,000.00
HOLOMUA RD IMP (OLD MHS-BALD)							

County of Maui
Capital Improvement Projects Report (Excluding Department of Water Supply)
As of 12/31/2018

13-907 Roads	Original Appropriation	Alloted To Date	Expenditure Prior Years	Expenditure Current Year	Amount Lapsed	Encumbrance	Allotment Balance
HY19-302-390093: Lapse 12/31/19 CBS-3187 N SHORE GREENWAY PHASE 4	450,000.00	450,000.00					450,000.00
DOT18-325-389025: #STP-STP-0900(0 89)	1,407,904.00	1,407,904.00				1,376,760.00	31,144.00
	6,457,904.00	5,354,979.02	565,495.17	423,959.93	169,162.44	3,415,217.48	781,144.00
Makawao-Pukalani-Kula Community Plan Area							
OLD HAL HWY DW (MAK AVE-PUK ST HY19-302-390089: Lapse 12/31/19 CBS-3187	1,000,000.00	1,000,000.00					1,000,000.00
PUKALANI TERRACE SDV PAVE RECO HY19-302-390088: Lapse 12/31/19 CBS-3194	1,000,000.00	1,000,000.00					1,000,000.00
KOKOMO RD PAVEMENT RECON GO18-373-356223: Lapse 12/31/15 CBS-2295	46,387.51	46,387.51	837.70			45,549.81	
DOT15-325-356740: #STP-STP-0366(0 01)	3,800,000.00	7,559,287.93	5,419,557.52				2,139,730.41
MAK/MAKANI ROAD IMPROVEMENTS HY06-302-367010: Lapse 12/31/06	600,000.00	600,000.00	287,595.59			312,404.41	
HALEAKALA HWY INTERSECT IMPR GO18-373-345274: Lapse 12/31/14 ORD#4095	1,218,491.00	37,271.00	14,310.00			22,961.00	
SH14-323-345410:	2,000,000.00	1,250,000.00				525,208.87	724,791.13
HY16-302-367118: Lapse 12/31/16 CBS-1979	500,000.00	500,000.00				500,000.00	
OLD HALEAKALA HWY SIDEWALK SH13-323-331140: ACT106, SLH2012	998,000.00	998,000.00					998,000.00
OLD HALEAKALA HWY PVMNT REHAB DOT15-325-356780: #STP-STP-0900(0 84)	4,027,000.00	5,527,000.00	4,577,672.04				949,327.96
KOKOMO RD/MAK AVE PVMNT PH2 DOT17-325-376740: #STP-STP-0900(0 86)	7,240,600.00	7,240,600.00	817,971.48	988,749.73		2,011,017.05	3,422,861.74
GOLAPS-350-378389: Lapse 12/31/17 CBS-2765	2,400,000.00	2,400,000.00	300,126.83	354,022.66	874,319.94	871,530.57	()
BALDWIN AVE RESURFACING DOT14-325-345403: #STP-STP-0390(0 01)	2,261,738.00	2,261,738.00	2,239,886.68			21,850.76	.56
BALDWIN AVE RESURF PH2 GO18-373-367238: Lapse 12/31/16 CBS-1889	3,361,250.00	1,300,956.82	1,133,673.89	6,918.39		160,364.54	
KAUPAKALUA RD PAVEMENT RECONS DOT18-325-389020: #STP-STP-0365(0 10)	4,600,000.00	4,600,000.00				3,837,082.84	762,917.16
	35,053,466.51	36,321,241.26	14,791,631.73	1,349,690.78	874,319.94	8,307,969.85	10,997,628.96
Wailuku-Kahului Community Plan Area							
KAMEHAMEHA AVE SW IMPRV HY17-302-378403: Lapse 12/31/17 CBS-3178	330,000.00	330,000.00	307,609.72		22,390.28		
KAM AVE @ MAUI LANI PRK INTER HY19-302-390099: Lapse 12/31/19 CBS-2787	610,000.00	610,000.00					610,000.00
GO19-374-390299: Lapse 12/31/19 CBS-2787	2,865,000.00	2,245,239.58		814.58		2,854,425.00	(610,000.00)
KAHAKULOA STREAM BRIDGE GO18-373-356244: Lapse 12/31/15 CBS-1060	700,000.00	499,859.41	311,171.41	70,258.00		118,430.00	
GO18-373-378206: Lapse 12/31/17 CBS-1060	650,000.00	650,000.00	598.25	649,401.75			

County of Maui
Capital Improvement Projects Report (Excluding Department of Water Supply)
As of 12/31/2018

13-907 Roads	Original Appropriation	Alloted To Date	Expenditure Prior Years	Expenditure Current Year	Amount Lapsed	Encumbrance	Allotment Balance
ONEHEE/KEA PAVEMNT REHAB GO18-373-378207: Lapse 12/31/17 CBS-2768	200,000.00	200,000.00	46,333.00	78,724.14		74,942.86	
C MAUI SIGNAL UPGRADE HY17-302-378402: Lapse 12/31/17 CBS-1945	270,000.00	270,000.00	12,780.00	6,390.00	21,200.00	229,630.00	
WAIKALE ROAD EXTENSION GO18-373-356245: Lapse 12/31/15 CBS-1069	400,000.00	389,680.00	53,412.00			336,268.00	
WAKEA/KAMEHA INTERSEC IMPRV HY17-302-378404: Lapse 12/31/17 CBS-1916	240,000.00	240,000.00	76,764.86		21,769.14	141,466.00	
WAIKALE RD SHOULDER IMPROVEMENT GO14-371-345248: Lapse 12/31/14 CBS-1919	114,900.00	114,900.00	52,540.00			62,360.00	
PAPA AVE PAVEMENT REHABILITATI DOT14-325-347520: #STP-STP-3910(0 01)	6,625,000.00	6,785,780.43	6,751,176.99			34,603.44	
WAKEA AVE/WELLS PAVEMENT REHAB GO14-371-345250: Lapse 12/31/14 CBS-1896	517,573.02	517,573.02	472,374.45			45,198.57	
DOT14-325-345401: #STP-STP-0900(0 82)	2,500,000.00	2,229,601.16	1,889,497.81			275,574.26	64,529.09
WAKEA PVMNT KAAHUMANU/PUUNENE HY13-302-331124: Lapse 12/31/13 CBS-1028	800,000.00	800,000.00	691,163.53		47,101.47	61,735.00	
WAKEA AVE PAVEMENT REHAB DOT13-325-337515: #STP-STP-3920 (006)	3,275,685.65	3,267,572.54	2,214,779.41			246,774.69	806,018.44
HANSEN RD PAVEMENT RECONS DOT15-325-356700: #STP-STP-3600(0 01)	3,500,000.00	3,919,875.20	3,827,052.65				92,822.55
WAKEA AVE at HINA TRAFFIC DOT14-325-345402: #STP-STP-0900(0 82)	400,000.00	400,000.00	343,653.65				56,346.35
KAM AVE/HINA PVTMNT REHAB HY13-302-331122: Lapse 12/31/13 CBS-1013	1,200,000.00	1,200,000.00	1,011,231.93		44,345.51	144,422.56	
KAMEHAMEHA AVE PAVEMENT REHAB DOT13-325-337504: #STP-STP-0900 (079)	3,727,251.98	3,717,059.29	2,204,927.72			577,690.22	934,441.35
CENTRAL MAUI BIKE/PEDESTRIAN BY16-304-367129: Lapse 12/31/16 CBS-2782	150,000.00	150,000.00	136,472.13	11,385.00		2,142.87	
PAVEMENT REHAB S MAUI ROADS DOT18-325-389800: #STP-STP-0900(0 90)	5,448,985.87	5,448,985.87		816,633.72		2,936,565.24	1,695,786.91
WAIKALE RD IMP AT WAIINU ROAD HY19-302-390100: Lapse 12/31/19 CBS-1018	300,000.00	300,000.00					300,000.00
PAPA AVE COMPLETE STREETS IMPR HY19-302-390101: Lapse 12/31/19 CBS-5024	150,000.00	150,000.00					150,000.00
LONO AVENUE EXTENSION HY19-302-390102: Lapse 12/31/19 CBS-5054	300,000.00	300,000.00					300,000.00
WAIKALE RD IMP (KAOHU-WAIINU) GO19-374-390298: Lapse 12/31/19 CBS-1919	150,000.00						
	35,424,396.52	34,736,126.50	20,403,539.51	1,633,607.19	156,806.40	8,142,228.71	4,399,944.69

Kihei-Makena Community Plan Area

County of Maui
Capital Improvement Projects Report (Excluding Department of Water Supply)
As of 12/31/2018

13-907 Roads	Original Appropriation	Alloted To Date	Expenditure Prior Years	Expenditure Current Year	Amount Lapsed	Encumbrance	Allotment Balance
WAIPUILANI BIKE PATH							
BY17-304-378385: Lapse 12/31/17 CBS-1044	150,000.00	150,000.00	101,727.43	10,188.11		38,084.46	
S.KIHEI RD DW IMPR (PIIKEA-KU)							
HY19-302-390086: Lapse 12/31/19	200,000.00	200,000.00				200,000.00	
NORTH SO COLLECTOR RD/NAMAUU							
HY14-302-345331: Lapse 12/31/14 CBS-1926	250,000.00	250,000.00	197,628.60			52,371.40	
KIHEI BIKEWAY PHASE 2							
PV16-329-367579:	46,531.00	46,531.00	727.87			45,803.13	
DOT16-325-369501: #STP-STP-3115(0 03)	2,872,170.00	2,872,170.00	2,798,324.57			73,845.43	
SO KIHEI RD PAVEMENT REHAB							
DOT14-325-345400: #STP-STP-3100(0 13)	2,600,000.00	1,587,448.45	1,261,865.99				325,582.46
BALDWIN AVE PAVEMNT REHAB PH2							
DOT16-325-369507: #STP-STP-0390(0 02)	3,184,328.00	3,704,329.63	2,866,299.90			838,029.73	
NORTH SO COLLECTOR RD							
GO18-373-367244: Lapse 12/31/16 CBS-2309	553,622.00	553,622.00	296,722.10	256,899.90			
PV16-329-367577:	246,378.00	246,378.00		90,449.34		155,928.66	
GO19-374-390285: Lapse 12/31/19 CBS-2309	500,000.00						
KUIKAHI DR PAVEMENT REHAB							
DOT16-325-369505: #STP-STP-3210(0 01)-	1,994,564.00	2,263,776.44	1,855,150.72	(6,400.00)		124,761.24	290,264.48
S MAUI PAVEMENT REHAB							
GO18-373-389267: Lapse 12/31/18 CBS-2764	940,496.96	939,299.21		205,157.89		734,141.32	
GO19-374-389279: Lapse 12/31/18 CBS-2764	912,219.04	396,800.00		131,053.21		265,746.79	
S MAUI REGIONAL TRAFFIC							
HY16-302-367184: Lapse 12/31/16 ORD#4284	340,000.00	340,000.00	264,366.93	56,012.69	832.00	18,788.38	
SO MAUI TRAFFIC MASTER PLAN							
DOT16-325-369503: #STP-SPR-0010(0 36)		342,000.00				342,000.00	
ILIMA AVE SW IMPR (3RD-7TH)							
HY19-302-390087: Lapse 12/31/19	280,000.00	280,000.00					280,000.00
WAILEA ALANUI/IKE DR PAVEMENT							
GO18-373-356215: Lapse 12/31/15 ORD#4095	1,590,721.76	1,010,482.88	1,008,541.23	1,941.65			()
	16,661,030.76	15,182,837.61	10,651,355.34	745,302.79	832.00	2,889,500.54	895,846.94
West Maui Community Plan Area							
FRT ST BREAKWALL RPR LAH CTR							
GO19-374-390203: Lapse 12/31/19 CBS-1946	500,000.00						
WM ROADWAY IMPRV SVO GRANT							
PV16-329-367575:	1,700,000.00	1,700,000.00					1,700,000.00
FR STR DECK/RAIL RPR L'LUNA RD							
GO19-374-390204: Lapse 12/31/19 CBS-1949	700,000.00						
WM ROADWAY IMPRV MTV GRANT							
PV15-329-356575:	715,000.00	715,000.00		89,360.00		54,040.00	571,600.00
SHAW ST SIDEWALK/WAINEE ST							
HY10-302-307027: Lapse 12/31/10	250,000.00	250,000.00	147,824.14	1,533.12	100,642.74		

County of Maui
Capital Improvement Projects Report (Excluding Department of Water Supply)
As of 12/31/2018

13-907 Roads	Original Appropriation	Alloted To Date	Expenditure Prior Years	Expenditure Current Year	Amount Lapsed	Encumbrance	Allotment Balance
WM GREENWAY PILOT PRJ							
BY17-304-378406: Lapse 12/31/17 CBS-3240	300,000.00	300,000.00	108,645.47	14,281.93		177,072.60	
	4,165,000.00	2,965,000.00	256,469.61	105,175.05	100,642.74	231,112.60	2,271,600.00
Countywide							
CW BIKEWAY IMPROVEMENTS							
BY13-304-331138: Lapse 12/31/13 CBS-1036	300,000.00	300,000.00	222,303.17	23,993.59		53,703.24	
BY14-304-345337: Lapse 12/31/14 CBS-1036	300,000.00	300,000.00	149,058.05		147,941.95	3,000.00	
BY15-304-356C37: Lapse 12/31/15 CBS-1036	620,000.00	620,000.00	603,040.91			16,959.09	
BY16-304-367C31: Lapse 12/31/16 CBS-1036	150,000.00	150,000.00	56,021.21			93,978.79	
BY18-304-389C49: Lapse 12/31/18 CBS-1036	97,276.00	97,276.00	3,396.16			93,879.84	
BY19-304-390C73: Lapse 12/31/19 CBS#1036	140,000.00	140,000.00		792.15		79,461.66	59,746.19
CW SIDEWALK IMPROVEMENTS							
HY13-302-331133: Lapse 12/31/13 CBS-1037	500,000.00	500,000.00	401,651.13	3,104.03	45,328.87	49,915.97	
HY14-302-345335: Lapse 12/31/14 CBS-1037	450,000.00	450,000.00	371,688.72		44,403.73	33,907.55	
HY16-302-367C26: Lapse 12/31/16 CBS-1037	400,000.00	400,000.00	366,567.01		19,829.39	13,603.60	
HY17-302-378C76: Lapse 12/31/17 CBS-1037	500,000.00	500,000.00	271,596.37			228,403.63	
HY19-302-390C78: Lapse 12/31/19 CBS#1037	490,000.00	490,000.00				28,773.00	461,227.00
CW BRIDGE IMPROVEMENTS							
HY14-302-345332: Lapse 12/31/14 CBS-1031	295,000.00	295,000.00	150,402.76		418.70	144,178.54	()
HY15-302-356C31: Lapse 12/31/15 CBS-1031	370,000.00	370,000.00	255,337.21	6,110.80	104,664.69	3,887.30	
HY16-302-367C22: Lapse 12/31/16 CBS-1031	370,000.00	370,000.00	213,743.50		100,847.50	55,409.00	
GO18-373-378C72: Lapse 12/31/17 CBS-1031	370,000.00	370,000.00	198,803.74	14,880.26		156,316.00	
HY19-302-390C76: Lapse 12/31/19 CBS#1031	220,000.00	220,000.00				1,000.00	219,000.00
PAIA SCHOOL SAFE ROUTES TO SCH							
DOT19-325-390095: #STP-SRS-0900(0 91)	1,226,784.55	1,226,784.55					1,226,784.55
CW SAFETY IMPROVEMNTS							
HY07-302-377033: Lapse 12/31/07	600,000.00	600,000.00	557,129.51	895.97	41,374.52	600.00	()
HY08-302-387030: Lapse 12/31/08	500,000.00	500,000.00	359,986.26	2,184.00	137,829.74		
HY13-302-331132: Lapse 12/31/13 CBS-1024	600,000.00	600,000.00	521,268.24	18,363.19	22,959.77	37,408.80	
HY14-302-345334: Lapse 12/31/14 CBS-1024	500,000.00	500,000.00	383,294.79		104,879.98	11,825.23	
HY16-302-367C25: Lapse 12/31/16 CBS-1024	390,000.00	390,000.00	303,304.34	2,225.00	49,766.80	34,703.86	
HY17-302-378C75: Lapse 12/31/17 CBS-1024	600,000.00	600,000.00	236,335.80	104,330.43	1,200.00	258,133.77	()
HY18-302-389C51: Lapse 12/31/18 CBS-1024	500,000.00	500,000.00	37,962.68	111,448.85	7,365.86	343,222.61	
HY19-302-390C75: Lapse 12/31/19 CBS#1024	850,000.00	850,000.00		22,824.81		197,013.19	630,162.00
EHA ST RDWAY DEDICATION							
HY16-302-367324: Lapse 12/31/16 CBS-1023	300,000.00	300,000.00	71,910.00		220,090.00	8,000.00	
CW PAVEMENT PRESERVATION							
HY17-302-378C73: Lapse 12/31/17 CBS-1034	500,000.00	500,000.00	144.02		135,410.98	364,445.00	
CW ROAD RESURFACING							
HY12-302-327032: Lapse 12/31/12 CBS-1023	5,436,736.00	5,436,736.00	5,137,057.67		188,399.03	111,279.30	
HY14-302-345333: Lapse 12/31/14 CBS-1023	5,546,744.00	5,546,744.00	5,396,205.75	8,523.56	56,526.05	85,488.64	
HY15-302-356C33: Lapse 12/31/15 CBS-1023	4,943,698.00	4,943,698.00	4,357,683.90	2,958.10	555,946.42	27,109.58	
HY16-302-367C24: Lapse 12/31/16 CBS-1023	5,718,028.00	5,718,028.00	4,660,507.34	124,270.72	579,663.43	342,889.55	10,696.96
HY17-302-378C74: Lapse 12/31/17 CBS-1023	5,634,267.00	5,634,267.00	3,248,696.37	90,545.27	100,736.73	2,194,288.63	()

County of Maui
Capital Improvement Projects Report (Excluding Department of Water Supply)
As of 12/31/2018

13-907 Roads	Original Appropriation	Alloted To Date	Expenditure Prior Years	Expenditure Current Year	Amount Lapsed	Encumbrance	Allotment Balance
HY18-302-389C50: Lapse 12/31/18 CBS-1023	5,238,541.00	5,238,541.00	402,780.21	511,156.63	12,098.47	4,312,505.69	
HY19-302-390C74: Lapse 12/31/19 CBS#1023	6,266,792.00	6,266,792.00		69,339.58		1,965,926.15	4,231,526.27
CW TRAFFIC CALMING PRG							
HY17-302-378C77: Lapse 12/31/17 CBS-1035	200,000.00	200,000.00	11,342.24		3,551.08	185,106.68	
HY19-302-390C77: Lapse 12/31/19 CBS#1035	350,000.00	350,000.00		127.20		158,911.36	190,961.44
KAMALII ELEM SCH SAFE ROUTES							
DOT13-325-337507: #STP-SRS-1500(6 0)	460,000.00	459,000.00	377,825.01				81,174.99
MAUI BICYCLE/PEDESTRIAN							
DOT19-325-390700: #STP-TAP-0900(0 92)	200,000.00	121,200.00		317.22			120,882.78
CW FEDERAL AID PROGRAM							
GO19-374-390C72: Lapse 12/31/19 CBS#5022	2,000,000.00	6,371.04					6,371.04
SAFE ROUTES TO SCH PRG							
SH15-323-356730: ORD#4195	101,000.00	152,109.38	56,716.48	95,392.90			
SH16-323-369510:	150,000.00	185,911.46		2,339.24		183,572.22	
SH17-323-379510:	150,000.00	92,955.73				15,000.41	77,955.32
SH18-323-389510:	225,000.00	92,955.73					92,955.73
GUARDRAIL/SHLDR IMPR AT VAR LO							
HY19-302-390C79: Lapse 12/31/19 CBS#2774	200,000.00	200,000.00					200,000.00
BRIDGE INSPECTN NBIS(062)							
DOT15-325-356710: #STP-BR-NBIS(06 2		359,167.16	358,400.00				767.16
	54,959,866.55	53,143,537.05	29,742,160.55	1,216,123.50	2,681,233.69	11,893,807.88	7,610,211.43
TOTAL Roads	162,501,664.34	156,203,291.99	78,426,608.88	7,616,093.15	4,442,051.19	38,465,478.14	27,253,060.63

County of Maui
Capital Improvement Projects Report (Excluding Department of Water Supply)
As of 12/31/2018

13-908 Solid Waste Facilities	Original Appropriation	Alloted To Date	Expenditure Prior Years	Expenditure Current Year	Amount Lapsed	Encumbrance	Allotment Balance
Hana Community Plan Area							
HANA LF MAKAI BERM WASTE RMVL							
GO18-373-378208: Lapse 12/31/17 CBS-1908	2,000,000.00	1,824,485.51	1,694,980.85	115,788.29		13,716.37	
SW18-305-389704: Lapse 12/31/18 CBS-1908	2,000,000.00	2,000,000.00		1,992,657.75		7,342.25	
GO19-374-390208: Lapse 12/31/19 CBS-1908	1,000,000.00	511,125.25		366,654.25		144,471.00	
	5,000,000.00	4,335,610.76	1,694,980.85	2,475,100.29	0.00	165,529.62	0.00
Makawao-Pukalani-Kula Community Plan Area							
MAKANI LF SITE RESTORATION							
SW18-305-389707: Lapse 12/31/18 CBS-2726	1,750,000.00	1,750,000.00	1,283,394.28		466,605.72		
Wailuku-Kahului Community Plan Area							
CML SYS CONTROL & DATA ACQ							
SW19-305-390024: Lapse 12/31/19 CBS-3181	300,000.00	300,000.00					300,000.00
LEACHATE COLL/RECOV/EDS UPGRD							
SW17-305-378316: Lapse 12/31/17 CBS-3175	80,000.00	80,000.00	29,590.33	23,132.67	778.00	26,499.00	
SW18-305-389712: Lapse 12/31/18 CBS-3175	250,000.00	250,000.00				250,000.00	
SW19-305-390023: Lapse 12/31/19 CBS-3175	500,000.00	500,000.00				500,000.00	
WAIKAPU LF SITE RESTORATN							
SW18-305-389713: Lapse 12/31/18 CBS-2724	860,000.00	860,000.00	777,585.39	26,520.00	12.72	55,881.89	
CML SYS CTRL/DATA ACQUISTN							
SW17-305-378315: Lapse 12/31/17 CBS-1901	80,000.00	80,000.00	40,464.91	21,921.72	169.17	17,444.20	
CML MONIT WELL DES & CONST							
GO19-374-390220: Lapse 12/31/19 CBS-2290	500,000.00	494,710.11		67,953.36		426,756.75	
CML PHASE V-B EXTENSION							
SH/LN-341-389714: Lapse 12/31/18 CBS-1095	3,625,000.00	3,625,000.00	992,663.07	2,380,205.07		252,131.86	
MCL LAND PURCHASE							
GO19-374-390221: Lapse 12/31/19 CBS-3567	250,000.00						
CML PHASE III							
GO19-374-390222: Lapse 12/31/19 CBS-5019	250,000.00	250,000.00		35,385.00		214,615.00	
	6,695,000.00	6,439,710.11	1,840,303.70	2,555,117.82	959.89	1,743,328.70	300,000.00
West Maui Community Plan Area							
OLOWALU LF SITE RESTORATION							
SW18-305-389717: Lapse 12/31/18 CBS-2725	950,000.00	950,000.00	783,445.62	66,894.69	40.72	99,618.97	
Molokai Community Plan Area							
KALAMAULA LF SITE RESTORATION							
SW18-305-389708: Lapse 12/31/18 CBS-2727	230,000.00	230,000.00	117,151.00		1,429.00	111,420.00	
MOLOKAI LF PHASE V							
SW19-305-390016: Lapse 12/31/19 CBS-4606	300,000.00	300,000.00		41,695.00		258,100.00	205.00
MOLOKAI LF-ENVTL ASSESSMNT							
SW17-305-378313: Lapse 12/31/17 CBS-3184	160,000.00	160,000.00	96,892.00	54,018.00		9,090.00	

County of Maui
Capital Improvement Projects Report (Excluding Department of Water Supply)
As of 12/31/2018

13-908 Solid Waste Facilities	Original Appropriation	Alloted To Date	Expenditure Prior Years	Expenditure Current Year	Amount Lapsed	Encumbrance	Allotment Balance
	690,000.00	690,000.00	214,043.00	95,713.00	1,429.00	378,610.00	205.00
Countywide							
CW LF PV/WIND TURBINE LIGHT							
SW17-305-378301: Lapse 12/31/17 CBS-2722	195,000.00	195,000.00	125,349.00	39,151.00	30,500.00		
LANDFILL POTABLE H2O SUPPLY							
SW19-305-390C02: Lapse 12/31/19 CBS#4609	100,000.00	100,000.00					100,000.00
ENV'TAL COMP SYS DSGN/CTNS							
SW17-305-378302: Lapse 12/31/17 CBS-3182	250,000.00	250,000.00	199,321.50		115.00	50,563.50	
SW19-305-390C01: Lapse 12/31/19 CBS#3182	200,000.00	200,000.00				71,471.47	128,528.53
	745,000.00	745,000.00	324,670.50	39,151.00	30,615.00	122,034.97	228,528.53
TOTAL Solid Waste Facilities	15,830,000.00	14,910,320.87	6,140,837.95	5,231,976.80	499,650.33	2,509,122.26	528,733.53

County of Maui
Capital Improvement Projects Report (Excluding Department of Water Supply)
As of 12/31/2018

13-909 Wastewater Facilities	Original Appropriation	Alloted To Date	Expenditure Prior Years	Expenditure Current Year	Amount Lapsed	Encumbrance	Allotment Balance
Hana Community Plan Area							
HELENE HALL SEPTIC IMPRV WM19-303-390009: Lapse 12/31/19	245,000.00	245,000.00					245,000.00
Paia-Haiku Community Plan Area							
KUAU NO.1 FM REPLACEMENT WM19-303-390017: Lapse 12/31/19 CBS-1955	50,000.00	50,000.00					50,000.00
KUAU NO.2 FM REPLACEMENT WM19-303-390018: Lapse 12/31/19 CBS-1964	50,000.00	50,000.00					50,000.00
KUAU #3 FM REPLACEMENT WM18-303-389710: Lapse 12/31/18 CBS-1183	60,000.00	60,000.00	17,477.00	20,413.00		22,110.00	
KUAU #4 FM REPLACEMENT WM18-303-389711: Lapse 12/31/18 CBS-1184	60,000.00	60,000.00	21,487.36	38,512.64			
	220,000.00	220,000.00	38,964.36	58,925.64	0.00	22,110.00	100,000.00
Wailuku-Kahului Community Plan Area							
HAWAIIAN HOMES FM REPLACEMENT WM19-303-390019: Lapse 12/31/19 CBS-1151	253,000.00	253,000.00				253,000.00	
WAI-KAH WWRF EMERG EFFL FM WM19-303-390026: Lapse 12/31/19 CBS-5035	450,000.00	450,000.00					450,000.00
EPA CONSENT DECREE SEWER REHAB WM15-303-356463: Lapse 12/31/15 CBS-1131	500,000.00	500,000.00	480,274.52	16,153.00	62.48	3,510.00	
WM17-303-378317: Lapse 12/31/17 CBS-1131	1,000,000.00	1,000,000.00	898,585.69	100,000.00		1,414.31	
WM18-303-389715: Lapse 12/31/18 CBS-1131	1,000,000.00	1,000,000.00				1,000,000.00	
WM19-303-390025: Lapse 12/31/19 CBS-1131	2,000,000.00	2,000,000.00					2,000,000.00
WAI-KAH RECYCLED WTR FM WM18-303-389716: Lapse 12/31/18 CBS-1171	500,000.00	500,000.00			43.00	499,957.00	
WAI-KAH WWRF SOLID BLDG RENO SH/LN-341-378318: Lapse 12/31/17 CBS-3233	1,000,000.00	1,000,000.00	359,540.20		342,394.05	298,065.75	
	6,703,000.00	6,703,000.00	1,738,400.41	116,153.00	342,499.53	2,055,947.06	2,450,000.00
Kihei-Makena Community Plan Area							
KIHEI #16 PS REHAB/FM REPLC SH/LN-341-367173: Lapse 12/31/16 CBS-1152	4,400,000.00	4,400,000.00	3,594,525.87	641,232.63		164,241.50	
SH/LN-341-378407: Lapse 12/31/17	1,010,000.00	1,010,000.00			757.00	1,009,243.00	
S MAUI RECYCLED WTR DIST SYS SH/LN-341-356482: C15007 17 Lapse 12/3	1,044,000.00	1,044,000.00	1,025,343.78		30.00	18,626.22	
SH/LN-341-389406: Lapse 12/31/18 CBS-1160	3,750,000.00	3,750,000.00				3,750,000.00	
WM18-303-389706: Lapse 12/31/18 CBS-1160	2,750,000.00	2,750,000.00				2,750,000.00	
SH/LN-341-390020: Lapse 12/31/19 CBS-1160	1,273,000.00	1,273,000.00				1,273,000.00	
KENOLIO RD/KOKI SEWER REHAB WM17-303-378309: Lapse 12/31/17 CBS-3196	50,000.00	50,000.00	48,728.00	1,272.00			
WM19-303-390011: Lapse 12/31/19 CBS-3196	800,000.00	800,000.00				800,000.00	

County of Maui
Capital Improvement Projects Report (Excluding Department of Water Supply)
As of 12/31/2018

13-909 Wastewater Facilities	Original Appropriation	Alloted To Date	Expenditure Prior Years	Expenditure Current Year	Amount Lapsed	Encumbrance	Allotment Balance
KIHEI WWF RTU UPGRDS WM17-303-378310: Lapse 12/31/17 CBS-2730	1,500,000.00	1,500,000.00	525,532.90	150,954.28	143,544.47	679,968.35	
N KIHEI MAUKA TRNSM SYS WM17-303-378311: Lapse 12/31/17 CBS-2321	200,000.00	200,000.00	190,680.64	8,743.11	576.25		
WM19-303-390010: Lapse 12/31/19 CBS-2321	1,500,000.00	1,500,000.00					1,500,000.00
KIHEI NO.7 FM REPLACE WM19-303-390012: Lapse 12/31/19 CBS-2322	150,000.00	150,000.00					150,000.00
S KIHEI RD GRAVITY SYS CAP UPG WM18-303-389705: Lapse 12/31/18 CBS-3200	500,000.00	500,000.00			500,000.00		
KIHEI NO.8 FM REPLACEMENT WM19-303-390013: Lapse 12/31/19 CBS-3197	200,000.00	200,000.00					200,000.00
LILLOA DRD RECYCLED WATER LINE WM19-303-390014: Lapse 12/31/19 CBS-5030	500,000.00	500,000.00				136,108.00	363,892.00
KIHEI WWRF GRIT SYS REPLACE SH/LN-341-390015: Lapse 12/31/19 CBS-5026	6,500,000.00	6,500,000.00					6,500,000.00
	26,127,000.00	26,127,000.00	5,384,811.19	802,202.02	644,907.72	10,581,187.07	8,713,892.00
West Maui Community Plan Area							
NAPILI #5&6 FM REPLACEMENTS WM15-303-356470: Lapse 12/31/15 CBS-1162	300,000.00	300,000.00	204,549.48	5,498.03		89,952.49	
WM17-303-378323: Lapse 12/31/17 CBS-1162	3,200,000.00	3,200,000.00		263,690.00		2,936,310.00	
NAPILI #3 FM REPLCMENT WM17-303-378321: Lapse 12/31/17 CBS-1161	200,000.00	200,000.00	65,038.30	19,160.23		115,801.47	
SH/LN-341-390029: Lapse 12/31/19 CBS-1161	1,800,000.00	1,800,000.00					1,800,000.00
NAPILI #4 FM REPLCMENT WM17-303-378322: Lapse 12/31/17 CBS-1174	200,000.00	200,000.00	58,401.85	29,712.75		111,885.40	
SH/LN-341-390030: Lapse 12/31/19 CBS-1174	1,800,000.00	1,800,000.00					1,800,000.00
NAPILI WWPS #1-6 MODIFC WM15-303-356471: Lapse 12/31/15 CBS-1165	500,000.00	500,000.00	351,890.54		8,000.00	140,109.46	
NAPILI WWPS #5 MODIFICATIONS WM18-303-389718: Lapse 12/31/18 CBS-1181	2,300,000.00	2,300,000.00			192,813.00	2,107,187.00	
NAPILI WWPS #6 MODIFICATIONS WM18-303-389719: Lapse 12/31/18 CBS-1182	2,300,000.00	2,300,000.00			192,813.00	2,107,187.00	
KAANAPALI RESORT R-1 WATER DIS WM14-303-345374: Lapse 12/31/14 CBS-1952	700,000.00	700,000.00	31,360.00			668,640.00	
LAHAINA WWRF ODOR CONTROL WM13-303-331168: Lapse 12/31/13 CBS-1135	800,000.00	800,000.00	450,906.30		337,429.00	11,664.70	
WEST MAUI RECYCLED WATER PROJ ARRA13-327-331183: C150054-23	3,500,000.00	3,500,000.00	3,205,090.33		131,612.00		163,297.67
WM14-303-345377: Lapse 12/31/14 CBS-1124	50,000.00	50,000.00			325.00	49,675.00	
WM16-303-367161: Lapse 12/31/16 CBS-1124	1,360,000.00	1,360,000.00			667,434.00	692,566.00	
GO19-374-390227: Lapse 12/31/19 CBS-1124	500,000.00						
LAHAINA WWRF PRIMARY ELECTRICA							

County of Maui
Capital Improvement Projects Report (Excluding Department of Water Supply)
As of 12/31/2018

13-909 Wastewater Facilities	Original Appropriation	Allotted To Date	Expenditure Prior Years	Expenditure Current Year	Amount Lapsed	Encumbrance	Allotment Balance
WM18-303-389746: Lapse 12/31/18 ORD#4808 SHERATON WWPS MODIFICATIONS	2,423,472.00	2,423,472.00				2,423,472.00	
SH/LN-341-378325: Lapse 12/31/17 CBS-1163 NAPILI WWPS #4 MODIFICATIONS	1,000,000.00	1,000,000.00		298,754.50		701,245.50	
WM19-303-390028: Lapse 12/31/19 CBS-1180 LAHAINA WWRF UPGRD PORTBL REUS	400,000.00	400,000.00					400,000.00
WM17-303-378320: Lapse 12/31/17 CBS-3202 LAHAINA WWRF MODFCTN STAGE 1A	150,000.00	150,000.00	139,949.93	7,366.07	2,684.00		
GO08-367-369201: Lapse 12/31/06 SH/LN-341-378324: CS-150 11 Lapse 12/3 7	1,000,000.00	1,000,000.00	891,829.00			108,171.00	
SH/LN-341-389720: Lapse 12/31/18 CBS-1144 LAHAINA WWPS #3 MODI	12,500,000.00	12,500,000.00	7,745,471.00	4,754,529.00			
WM17-303-378408: Lapse 12/31/17 CBS-2731	24,000,000.00	24,000,000.00	847,358.00	8,561,167.00	59,763.00	14,531,712.00	
	110,000.00	110,000.00	44,200.34	65,454.53	345.13		
	61,093,472.00	60,593,472.00	14,036,045.07	14,005,332.11	1,593,218.13	26,795,579.02	4,163,297.67
Molokai Community Plan Area							
KAUNAKAKAI WWRF PLAN							
WM18-303-389709: Lapse 12/31/18 CBS-4590	200,000.00	200,000.00		19,520.48	213.00	180,266.52	
Countywide							
CW SATELLITE RECYCLED WTR FAC							
WM17-303-378C05: Lapse 12/31/17 CBS-2732	200,000.00	200,000.00	169,433.29	18,825.71	11,741.00		
CW WW SYSTEMS MODIFICATIONS							
WM17-303-378C06: Lapse 12/31/17 CBS-1128	500,000.00	500,000.00	306,252.31	66,359.84	36,632.04	90,755.81	
WM19-303-390C04: Lapse 12/31/19 CBS#1128	1,000,000.00	1,000,000.00		58,315.80		221,222.65	720,461.55
CW EPA DECREE WW RECL RENOV							
WM15-303-356C74: Lapse 12/31/15 CBS-1119	2,000,000.00	2,000,000.00	1,959,352.63			40,647.37	()
WM16-303-367C63: Lapse 12/31/16 CBS-1119	2,000,000.00	2,000,000.00	1,542,083.46	106,519.19	1,989.27	314,386.84	35,021.24
WM17-303-378C04: Lapse 12/31/17 CBS-1119	1,600,000.00	1,600,000.00	543,942.50	31,336.10		1,024,721.40	
WM18-303-389C02: Lapse 12/31/18 CBS-1119	2,000,000.00	2,000,000.00	84,766.55	302,471.82	124,260.33	1,488,501.30	
WM19-303-390C03: Lapse 12/31/19 CBS#1119	2,000,000.00	2,000,000.00					2,000,000.00
CW WWRF CONCRETE REHABILIT							
WM19-303-390C06: Lapse 12/31/19 CBS#3571	500,000.00	500,000.00					500,000.00
CW EPA DECREE COMPLIANCE PRJ							
WM14-303-345378: Lapse 12/31/14 CBS-1132	750,000.00	750,000.00	673,860.00		40,500.00	35,640.00	
WM15-303-356C73: Lapse 12/31/15 CBS-1132	1,080,000.00	1,080,000.00	908,646.19		131,256.80	40,097.01	
WM17-303-378C03: Lapse 12/31/17 CBS-1132	500,000.00	500,000.00	25,453.84	244,590.66		229,955.50	
WM18-303-389C01: Lapse 12/31/18 CBS-1132	500,000.00	500,000.00				500,000.00	
WM19-303-390C05: Lapse 12/31/19 CBS#1132	500,000.00	500,000.00		196,576.25		210.86	303,212.89
CW WWRF CHLORINATN SYS UPGRD							
SH/LN-341-378C07: Lapse 12/31/17 CBS-2734	2,000,000.00	2,000,000.00	237,458.28	237,057.91	1,018,332.65	507,151.16	
CW WET WELL REHABILITATION							
WM11-303-319012: Lapse 12/31/11 CBS-1126	1,000,000.00	1,000,000.00	952,038.03		38,933.00	9,028.97	
WM15-303-356C76: Lapse 12/31/15 CBS-1126	1,000,000.00	1,000,000.00	335,530.36		87,752.64	576,717.00	

County of Maui
Capital Improvement Projects Report (Excluding Department of Water Supply)
As of 12/31/2018

13-909 Wastewater Facilities	Original Appropriation	Alloted To Date	Expenditure Prior Years	Expenditure Current Year	Amount Lapsed	Encumbrance	Allotment Balance
CW WSTWTR SYSTEM MODIFICATION							
WM12-303-329023: Lapse 12/31/12 CBS-1128	1,000,000.00	1,000,000.00	895,933.96		80,091.91	23,974.13	()
WM14-303-345380: Lapse 12/31/14 CBS-1128	1,000,000.00	1,000,000.00	881,342.94		85,312.06	33,345.00	
WM15-303-356C75: Lapse 12/31/15 CBS-1128	1,000,000.00	1,000,000.00	927,977.97		.33	72,021.70	
WM16-303-367C65: Lapse 12/31/16 CBS-1128	500,000.00	500,000.00	467,962.61	4,163.20		27,874.19	
WM18-303-389C03: Lapse 12/31/18 CBS-1128	1,000,000.00	1,000,000.00	114,978.98			885,021.02	
CW WW RTU UPGRADES							
WM19-303-390C07: Lapse 12/31/19 CBS#5040	2,000,000.00	2,000,000.00					2,000,000.00
	25,630,000.00	25,630,000.00	11,027,013.90	1,266,216.48	1,656,802.03	6,121,271.91	5,558,695.68
TOTAL Wastewater Facilities	120,218,472.00	119,718,472.00	32,225,234.93	16,268,349.73	4,237,640.41	45,756,361.58	21,230,885.35

County of Maui
Capital Improvement Projects Report (Excluding Department of Water Supply)
As of 12/31/2018

<u>13-909 Wastewater Facilities</u>	Original Appropriation	Alloted To Date	Expenditure Prior Years	Expenditure Current Year	Amount Lapsed	Encumbrance	Allotment Balance
TOTAL CAPITAL PROJECTS FUND	599,715,173.74	476,117,897.89	160,574,583.74	53,556,100.45	19,302,513.69	177,664,600.70	65,020,099.31

**Countywide Capital Improvement Projects
as of December 31, 2018**

Project Number	Index Code	Project Title	Appropriation	Actual Expenditure	Encumbrance	Contract Number	Description
CBS-3182	390001	Environmental Compliance System Design/Construction	\$ 200,000.00				
	390187	Environmental Compliance System Central Maui Landfill Puunene			\$ 71,471.47		
	Total		\$ 200,000.00	\$ -	\$ 71,471.47		
CBS-4609	390002	Landfill Portable H2O Supply	\$ 100,000.00				
	Total		\$ 100,000.00	\$ -	\$ -		
CBS-1119	390003	CW EPA Compliance WWRF	\$ 2,000,000.00				
	Total		\$ 2,000,000.00	\$ -	\$ -		
CBS-1128	390004	CW WW System Modifications	\$ 1,000,000.00				
	390158	CW WW System Lah WWRF Electric			\$ 21,948.00		
	390159	CW WW System Modifications Kuau #4 FM Reclamation		\$ 22,026.82	\$ 42,757.93	●C6440	● Kuau Wastewater Pump Station No. 4 Force Main Replacement Project
	390160	CW WW System Modifications Kenolio Road/Kokomo			\$ 106,800.00		
	390161	CW WW System Lahaina WWR Chlorine		\$ 36,288.98	\$ 11,451.47		
	390172	CW WW System Modifications Lahaina WWPS 3			\$ 11,545.25	●C6184	● Lahaina Wastewater Pump Station No. 3 Modifications
	390175	CW WW System Modifications/ Catch All			\$ 26,720.00		
	Total		\$ 1,000,000.00	\$ 58,315.80	\$ 221,222.65		
CBS-1132	390005	CW EPA Compliance Project	\$ 500,000.00				
	390151	CW EPA Compliance Catchall		\$ 196,576.25		●C6141	●EPA CD Sewer Rehabilitation
	390179	CW EPA Compliance Hawaiian Homes			\$ 210.86		
	Total		\$ 500,000.00	\$ 196,576.25	\$ 210.86		
CBS-3571	390006	CW WWRF Concrete Rehabilitation	\$ 500,000.00				
	Total		\$ 500,000.00	\$ -	\$ -		
CBS-5040	390007	CW WW RTU Upgrades	\$ 2,000,000.00				
	Total		\$ 2,000,000.00	\$ -	\$ -		

**Countywide Capital Improvement Projects
as of December 31, 2018**

Project Number	Index Code	Project Title	Appropriation	Actual Expenditure	Encumbrance	Contract Number	Description
CBS-1218	390231	CW Equipment	\$ 4,320,000.00				
	390210	CW Equipment - 4Auto Refuse Trucks			\$ 1,689,735.16		
		CW Equipment - 1Roll Off Truck Central Maui			\$ 268,914.93		
	390211	Landfill					
	390212	CW Equipment - 2 Pumper Trucks					
	390213	CW Equipment - 1 Wheel Loader			\$ 514,762.33		
	Total		\$ 4,320,000.00	\$ -	\$ 2,473,412.42		
CBS-1003	390032	CW Fire Facilities	\$ 303,000.00				
	Total		\$ 303,000.00	\$ -	\$ -		
CBS-1117	390037	CW Parks ADA Improvements	\$ 300,000.00				
	390174	CW Parks ADA Access Trans Plant			\$ 290,000.00		
	Total		\$ 300,000.00	\$ -	\$ 290,000.00		
CBS-3232	390038	CW Park Playground Improvements	\$ 1,000,000.00				
	Total		\$ 1,000,000.00	\$ -	\$ -		
CBS-4613	390039	CW Light Ordinance Comp	\$ 600,000.00				
	Total		\$ 600,000.00	\$ -	\$ -		
CBS-2742	390040	CW Building Maint Repairer Baseyard	\$ 225,000.00				
	Total		\$ 225,000.00	\$ -	\$ -		
CBS-1010	390068	CW Police Facilities	\$ 848,000.00				
	Total		\$ 848,000.00	\$ -	\$ -		
CBS-1027	390269	CW Drainage Improvements	\$ 1,300,000.00				
				\$ 50.00	\$ 173,255.94	●OH108364	●State of Hawaii Disability & Co Access Board Review Fee
	390209	CW Drainage Waiakoa Repair					
	390214	CW Drainage Wailuku Rivermill			\$ 25,830.00		
	390215	CW Drainage Wakea/Hoohana			\$ 6,904.18		
				\$ 73.62		●PO378035	●Scale Plans for Lower Honoapiilani Road Drainage Improvements
	390216	CW Drainage Lower Honoapiilani Road					
	Total		\$ 1,300,000.00	\$ 123.62	\$ 205,990.12		

**Countywide Capital Improvement Projects
as of December 31, 2018**

Project Number	Index Code	Project Title	Appropriation	Actual Expenditure	Encumbrance	Contract Number	Description
CBS-1032	390070	CW Facility Bldg Improvements	\$ 425,000.00				
	390153	CW Facility Municipal Campus ADA			\$ 20,342.14		
	390154	CW Facility Kaohu Street Parking Lot			\$ 45,334.66		
	390165	CW Facility Kalana O Maui Electric			\$ 16,126.00		
	390184	Cw Facility Civic Defense HVAC			\$ 20,703.00		
Total			\$ 425,000.00	\$ -	\$ 102,505.80		
CBS-5022	390272	CW Federal Aid Program	\$ 2,000,000.00				
Total			\$ 2,000,000.00	\$ -	\$ -		
CBS-1036	390073	CW Bikeway Improvements	\$ 140,000.00				
	390164	CW Bikeway North Shore Greenway		\$ 302.46	\$ 79,461.66	●PO377611	●North Shore Greenway, Phase IV
				\$ 489.69		●OH108321	●State of Hawaii Disability & Co Access Board Review Fee
	390169	CW Facility Municipal Campus ADA					
Total			\$ 140,000.00	\$ 792.15	\$ 79,461.66		
			\$ 6,266,792.00				
CBS-1023	390074	CW RD Resurfacing/Pavement Preservation					
	390155	CW RD Resurfacing/Pavement Catchall		\$ 24,800.00		●PO373212	● Re-assessment of County Pavement
	390166	CW RD Resurfacing Mix Asphalt		\$ 21,036.95	\$ 78,963.05	●C6574	●Furnishing of Cold Mix Asphalt Concrete
	390167	CW RD Resurfacing Emulsified Asphalt			\$ 450,000.00		
				\$ 21,545.20	\$ 187,454.80	●C6577	●Mill Street Pavement Reconstruction (North Market Street to Lower Main Street)
	390168	CW RD Resurfacing Mill Street		\$ 1,957.43		●OH108321	●State of Hawaii Disability & Co Access Board Review Fee
	390171	CW RD Resurfacing/Pavement Kea St			\$ 20,000.00		
	390173	CW RD Resurfacing/Pavement Asphalt Maui only			\$ 149,200.00		
	390178	CW RD Resurfacing/Pavement Haleakala-Makani			\$ 41,485.75		
	390180	CW RD Resurfacing/Pavement Wakea/Hoohana			\$ 133,491.39		
	390186	CW RD Resurfacing/Pavement Waiakoa South Kihei			\$ 58,631.16		
	390188	CW RD Resurfacing/Pavement Upcountry District			\$ 15,000.00		
	390189	CW RD Resurfacing/Pavement Kamehameha Hina					

**Countywide Capital Improvement Projects
as of December 31, 2018**

Project Number	Index Code	Project Title	Appropriation	Actual Expenditure	Encumbrance	Contract Number	Description
		CW RD Resurfacing/Pavement Keanae Road			\$ 831,700.00		
	390190	Safety					
Total			\$ 6,266,792.00	\$ 69,339.58	\$ 1,965,926.15		
CBS-1024	390075	CW Safety Improvements	\$ 810,000.00				
	390150	CW Safety Traffic Signal		\$ 1,932.18		●OH107560	●State of Hawaii - DOT for Wakea and Kamehameha Ave Traffic Signal Upgrade
	390156	CW Safety Road Diet Analysis			\$ 15,660.00	●C6578	●Papalua Traffic Signal Improvements at Wainee Street
	390162	CW Safety Road Papalaua		\$ 5,210.00	\$ 171,990.00	●PO377125	
				\$ 9,523.59	\$ 9,363.19	●C5261	●\$574.40 Public Notice Ad
	390182	CW Safety Road Haliimaile Road					●\$8,949.19 Civil Engineering and Land Surveying Services for Haliimaile Road Safety Improvements
	390183	CW Safety Road Old Haleakala		\$ 512.84		●PO377281	●Public Notice Ad for Old Haleaka Highway Traffic Signal Upgrade at Pukalani Street
	390185	CW Safety Paia School Frontage		\$ 193.21		●PO377826	●Scale Plans for Paia School Frontage Improvements
	390191	CW Safety Waihee Valley Road		\$ 5,452.99		●OH108834	●Maui Electric Company Service
	390875	Waiale Road (Hale Makana)	\$ 40,000.00				
Total			\$ 850,000.00	\$ 22,824.81	\$ 197,013.19		
CBS-1031	390076	CW Bridge Improvements	\$ 220,000.00				
	390152	CW Bridge Inspection Various Location			\$ 1,000.00		
Total			\$ 220,000.00	\$ -	\$ 1,000.00		
CBS-1035	390077	CW Traffic Calming Program	\$ 350,000.00				
	390163	CW Traffic Calming Program			\$ 116,600.00		
	390177	CW Traffic Speed Tables		\$ 127.20	\$ 42,311.36	●PO376663	●Scale Plans
Total			\$ 350,000.00	\$ 127.20	\$ 158,911.36		
CBS-1037	390078	CW Sidewalk Improvements	\$ 490,000.00				
					\$ 28,773.00		
	390181	CW Sidewalk Improvement South Kihei Road					
Total			\$ 490,000.00	\$ -	\$ 28,773.00		

**Countywide Capital Improvement Projects
as of December 31, 2018**

Project Number	Index Code	Project Title	Appropriation	Actual Expenditure	Encumbrance	Contract Number	Description
CBS-2774	390079	Guardrail and Shoulder Improvements at Various Locations	\$ 200,000.00				
	Total		\$ 200,000.00	\$ -	\$ -		
	Grand Total		\$ 26,137,792.00	\$ 348,099.41	\$ 5,795,898.68		

