

Council Chair  
Alice L. Lee

Vice-Chair  
Yuki Lei K. Sugimura

Councilmembers  
K. Kauanoë Batangan  
Tom Cook  
Gabe Johnson  
Tamara Paltin  
Keani N.W. Rawlins-Fernandez  
Shane M. Sinenci  
Nohelani U'u-Hodgins



Director of Council Services  
David M. Raatz, Jr., Esq.

Deputy Director of Council Services  
Richelle K. Kawasaki, Esq.

**COUNTY COUNCIL**  
COUNTY OF MAUI  
200 S. HIGH STREET  
WAILUKU, MAUI, HAWAII 96793  
[www.MauiCounty.us](http://www.MauiCounty.us)

March 12, 2026

Ms. Marcy Martin, Director  
Department of Finance  
County of Maui  
Wailuku, Hawaii 96793

Dear Ms. Martin:

SUBJECT: **PROPOSED FISCAL YEAR 2027 BUDGET FOR THE  
COUNTY OF MAUI** (BFED-1) (FN-07)

The Council's Budget, Finance, and Economic Development Committee is preparing for its review of the FY 2027 Proposed Budget.

May I please request that you provide, for each of the past five fiscal years, the total amount appropriated, expended, encumbered, and lapsed for the County's Capital Improvement Program, itemized by fiscal year, by department, and by project.

May I further request you transmit your response to [bfed.committee@mauicounty.us](mailto:bfed.committee@mauicounty.us) by **March 20, 2026**. To ensure efficient processing, please include the Committee item number in the subject line.

Should you have any questions, please contact me or the Committee staff (Kirsten Szabo at ext. 7662, James Krueger at ext. 7661, or Pauline Martins at ext. 8039).

Sincerely,

A handwritten signature in black ink that reads "Yuki Lei K. Sugimura".

YUKI LEI K. SUGIMURA, Chair  
Budget, Finance, and Economic  
Development Committee

bfed:2027bgt:260312afn01:kes

cc: Mayor Richard T. Bissen, Jr.  
Managing Director

## BFED Committee

---


**From:** BFED Committee  
**Sent:** Friday, March 13, 2026 4:17 PM  
**To:** 'Marcy Martin'  
**Cc:** 'Maria Zielinski'; 'Stacey Vinoray'; 'finance'  
**Subject:** FISCAL YEAR 2027 BUDGET (BFED-1) (FN-07)  
**Attachments:** Correspondence to Finance 03-12-2026 (FN-07).pdf

**Importance:** High

**RICHARD T. BISSEN, JR.**  
Mayor

**MARCY MARTIN**  
Director

**MARIA E. ZIELINSKI**  
Deputy Director




**DEPARTMENT OF FINANCE**  
COUNTY OF MAUI  
200 SOUTH HIGH STREET  
WAILUKU, MAUI, HAWAII 96793  
PHONE: (808) 270-7722  
[www.MauiCounty.gov](http://www.MauiCounty.gov)

March 19, 2026

**APPROVED FOR TRANSMITTAL**

Ms. Lesley Milner  
Budget Director, County of Maui  
200 South High Street  
Wailuku, Hawaii 96793

  
Mayor Date

Honorable Richard T. Bissen, Jr.  
Mayor, County of Maui  
200 South High Street  
Wailuku, Hawaii 96793

For Transmittal to:

Honorable Yuki Lei K. Sugimura, Chair  
and Members of the Budget, Finance, and Economic Development Committee  
200 South High Street  
Wailuku, Hawaii 96793

Dear Chair Sugimura and Members:

**SUBJECT: PROPOSED FISCAL YEAR 2027 BUDGET FOR THE COUNTY OF MAUI (BFED-1) (FN-07)**

This transmittal is in response your letter dated March 12, 2026, requesting for the past five fiscal years, the total amount appropriated, expended, encumbered, and lapsed for the County's Capital Improvement Program, itemized by fiscal year, by department, and by project.

*Response: Please refer to the attached reports. Reports segregated by department are currently not available.*

Should you have any questions, please feel free to contact me or Deputy Director Maria Zielinski at extension 7722.

Sincerely,



MARCY MARTIN  
Director of Finance

Attachments

**COUNTY OF MAUI**  
**CAPITAL IMPROVEMENT PROJECTS REPORT**

AS OF JUNE 30, 2021

AAYY-NNN-XXXXXX

AA - Source of Funding (see descriptions below)

YY - Project Year (Budgeted Year)

NNN - IFAS Sub-fund

XXXXXX – Index Code (Appropriation #)

AA-Source of Funding Descriptions:

GF -	General Fund
GF/LN -	General Fund Loan
HY -	Highway Fund
BY -	Bikeway Fund
LC-	Liquor Control Fund
WM -	Wastewater Fund
SW -	Solid Waste Fund
GOLF -	Golf Fund
PA -	Parks Assessment Fund
SA -	Sewer Assessment Fund
GO -	Bond Issued
GOLAPS -	Lapsed Bond
FF -	Federal Funds
SH -	State Funds
ARRA -	ARRA Federal Funds
SH/LN -	State Revolving Fund
USDA -	USDA Loan
DOT -	State Dept of Transportation
PV -	Private Funds



**County of Maui**  
**Capital Improvement Projects Report (Excluding Department of Water Supply)**  
**As of 6/30/2021**

<b>13-901 DRAINAGE</b>	<b>Original Appropriation</b>	<b>Alloted To Date</b>	<b>Expenditure Prior Years</b>	<b>Expenditure Current Year</b>	<b>Amount Lapsed</b>	<b>Encumbrance</b>	<b>Allotment Balance</b>
<b>Hana Community Plan Area</b>							
MAHALAWA BRDG REPLACEMENT							
GO21-375-390274: Lapse 12/31/19 CBS-1891	43,593.00	10,246.00		10,246.00			
GO21-375-301250: Lapse 12/31/20 CBS-1891	1,199,506.21	1,123,126.06		228,217.06		894,909.00	
GO20-374-301289: Lapse 12/31/20 CBS-1891	493.79	493.79		493.79			
WAIOPAI BRIDGE REPAIRS							
GO18-373-389253: Lapse 12/31/18 CBS-4598	1,160,886.36	1,160,886.36	1,116,286.36	44,600.00			
GO20-374-389282: Lapse 12/31/18 CBS-4598	339,113.64	293,200.00	286,053.24	5,138.50		2,008.26	
WAIKAKOI BRIDGE REPLACEMENT							
GO21-375-301290: Lapse 12/31/20 CBS-5043	850,000.00	850,000.00		159,618.11		690,381.89	
	<b>3,593,593.00</b>	<b>3,437,952.21</b>	<b>1,402,339.60</b>	<b>448,313.46</b>	<b>0.00</b>	<b>1,587,299.15</b>	<b>0.00</b>
<b>Makawao-Pukalani-Kula Community Plan Area</b>							
DITCH IMPRV WAIPOLE RD							
GO20-374-379239: Lapse 12/31/17 CBS-3187	232,491.03	232,491.03	170,789.87			61,701.16	
GO18-373-389257: Lapse 12/31/18 CBS-3187	798,089.01	798,089.01	762,890.00			35,199.01	
HIOLANI ST DRAINAGE IMPRV							
GO18-373-389258: Lapse 12/31/18 CBS-3188	900,000.00	900,000.00	67,649.68	800,638.32		31,712.00	
	<b>1,930,580.04</b>	<b>1,930,580.04</b>	<b>1,001,329.55</b>	<b>800,638.32</b>	<b>0.00</b>	<b>128,612.17</b>	<b>0.00</b>
<b>Wailuku-Kahului Community Plan Area</b>							
KAHULUI DRAINLINE REPAIRS							
GO20-374-389278: Lapse 12/31/18 ORD#4791	2,199,800.00	2,173,502.71	1,639,281.39	86,873.95	447,347.37		
WAIIEHU DRAINLINE REPAIRS							
GO18-373-389263: Lapse 12/31/18 ORD#4798	1,530,000.00	1,530,000.00	1,501,585.67			28,414.33	
WAILUKU HTS DRAINLN/OUTLET RPR							
GO21-375-301247: Lapse 12/31/20 CBS-5508	1,000,000.00	606,378.94		16,001.94		590,377.00	
CERTIFICATION OF LEVEES NO.27							
GO21-375-301246: Lapse 12/31/20 CBS-5507	380,000.00	377,435.00		115,512.10		261,922.90	
IAO STREAM BANK STABL @ MY							
GO21-375-390283: Lapse 12/31/19 CBS-5050	341,768.00	341,768.00		20,590.60		321,177.40	
GO20-374-390297: Lapse 12/31/19 CBS-5050	158,232.00	158,232.00	155,952.00	2,280.00			
CENTRAL MAUI DRAINAGE REPAIRS							
GO18-373-389261: Lapse 12/31/18 CBS-3189	536,716.33	536,716.33	390,425.99	33,348.06	7,493.28	105,449.00	
GO20-374-389277: Lapse 12/31/18 CBS-3189	163,283.67	163,283.67	35,585.13			127,698.54	
GO20-374-390294: Lapse 12/31/19 CBS-3189	1,500,000.00	1,491,869.49	1,353,306.65	126,562.84	12,000.00		
GO21-375-310291: Lapse 12/31/21 CBS-3189	301,896.43	6,739.54		6,739.54			
GO22-376-315291: Lapse 12/31/21 CBS-3189	1,198,103.57						
CENTRAL MAUI DRAINAGE ASSESS							
GO21-375-390279: Lapse 12/31/19 CBS-4596	7,816.93	7,816.93		7,816.93			
	<b>9,317,616.93</b>	<b>7,393,742.61</b>	<b>5,076,136.83</b>	<b>415,725.96</b>	<b>466,840.65</b>	<b>1,435,039.17</b>	<b>0.00</b>
<b>Kihei-Makena Community Plan Area</b>							

**County of Maui**  
**Capital Improvement Projects Report (Excluding Department of Water Supply)**  
**As of 6/30/2021**

	Original Appropriation	Alloted To Date	Expenditure Prior Years	Expenditure Current Year	Amount Lapsed	Encumbrance	Allotment Balance
<b>13-901 Drainage</b>							
SOUTH MAUI DRAINLINE REPAIRS							
GO20-374-389264: Lapse 12/31/18 ORD#4824	450,000.00	450,000.00		450,000.00			
GO21-375-390277: Lapse 12/31/19 CBS-5048	447,868.99	406,259.76		406,259.76			
GO20-374-390287: Lapse 12/31/19 CBS-5048	1,851,731.01	1,851,731.01	1,660,529.79	191,201.22			
	<b>2,749,600.00</b>	<b>2,707,990.77</b>	<b>1,660,529.79</b>	<b>1,047,460.98</b>	<b>0.00</b>	<b>0.00</b>	<b>0.00</b>
<b>West Maui Community Plan Area</b>							
LAH AQUATIC CTR RET BASIN REST							
GF19-301-390105: Lapse 12/31/19	75,000.00	75,000.00	39,817.34	4,717.72	30,464.94		
LAHAINA WATERSHED FLOOD CTRL							
GO14-371-321213: Lapse 12/31/12	2,563,498.08	361,349.00	224,288.55	21,319.52		115,740.93	()
GO18-373-356216: Lapse 12/31/15 ORD#4095	997,900.00	216,315.36				5,151.00	211,164.36
GO18-373-367245: Lapse 12/31/16 CBS-1026	2,000,000.00	2,000,000.00	15,000.00		1,985,000.00		
	<b>5,636,398.08</b>	<b>2,652,664.36</b>	<b>279,105.89</b>	<b>26,037.24</b>	<b>2,015,464.94</b>	<b>120,891.93</b>	<b>211,164.36</b>
<b>Countywide</b>							
CW DRAINAGE IMPROVEMENTS							
GO14-371-321203: Lapse 12/31/12 CBS-1027	1,211,279.78	1,211,279.78	998,277.12	44,591.68	149,390.20	19,020.78	
GO18-373-367C48: Lapse 12/31/16 CBS-1027	1,500,000.00	1,425,286.34	1,338,037.44	43,951.50	27,540.00	15,757.40	
GF17-301-378C69: Lapse 12/31/17 CBS-1027	1,000,000.00	1,000,000.00	894,702.81	43,682.67	51,258.17	10,356.35	
GO18-373-389C47: Lapse 12/31/18 CBS-1027	492,267.67	467,037.58	388,423.81	6,286.09	1,801.78	70,525.90	
GO20-374-389C57: Lapse 12/31/18 CBS-1027	482,451.19	456,071.67	125,871.67	330,200.00			
GO20-374-390C69: Lapse 12/31/19 CBS#1027	952,891.00	952,891.00	930,891.00	22,000.00			
GO21-375-393C90: Lapse 12/31/19 CBS#1027	347,109.00	112,265.99		51,366.02		60,899.97	
GO20-374-301C78: Lapse 12/31/20 CBS-1027	850,444.81	850,444.81	717,684.10	132,760.71			
GO21-375-303C78: Lapse 12/31/20 CBS-1027	2,149,555.19	2,131,284.48		932,641.34		1,198,643.14	
	<b>8,985,998.64</b>	<b>8,606,561.65</b>	<b>5,393,887.95</b>	<b>1,607,480.01</b>	<b>229,990.15</b>	<b>1,375,203.54</b>	<b>0.00</b>
<b>TOTAL Drainage</b>	<b>32,213,786.69</b>	<b>26,729,491.64</b>	<b>14,813,329.61</b>	<b>4,345,655.97</b>	<b>2,712,295.74</b>	<b>4,647,045.96</b>	<b>211,164.36</b>

**County of Maui**  
**Capital Improvement Projects Report (Excluding Department of Water Supply)**  
**As of 6/30/2021**

<b>13-902 Other Projects</b>	<b>Original Appropriation</b>	<b>Alloted To Date</b>	<b>Expenditure Prior Years</b>	<b>Expenditure Current Year</b>	<b>Amount Lapsed</b>	<b>Encumbrance</b>	<b>Allotment Balance</b>
<b>Makawao-Pukalani-Kula Community Plan Area</b>							
SOH UPCOUNTRY MAUI AGRICULTURE PARK SH20-323-301027:		3,500,000.00					3,500,000.00
<b>Wailuku-Kahului Community Plan Area</b>							
DATA CENTER AC REPLACEMENT GF19-301-390034: Lapse 12/31/19	250,000.00	250,000.00	44,062.22		201,042.00	4,895.78	
REMOVAL UNDERGRND STORAGE TANK GF21-301-310049: Lapse 12/31/21 CBS-6071	145,000.00	145,000.00					145,000.00
IT DATA CENTER IMPROVEMENTS GO21-375-301259: Lapse 12/31/20 CBS-	350,000.00	340,136.53		340,136.53			
KAHULUI CIVIC CTR/CM TRANSIT SH19-323-390021: ACT053-SLH 2018	2,500,000.00	2,500,000.00		872,684.43		1,627,315.57	
	<b>3,245,000.00</b>	<b>3,235,136.53</b>	<b>44,062.22</b>	<b>1,212,820.96</b>	<b>201,042.00</b>	<b>1,632,211.35</b>	<b>145,000.00</b>
<b>West Maui Community Plan Area</b>							
LAHAINA AQUATIC CTR RET BASIN GO21-375-310273: Lapse 12/31/21 CBS-5060 GO22-376-315273: Lapse 12/31/21 CBS-5060	720,462.16 79,537.84	720,462.16		554,938.35		165,523.81	
STATE OF HAWAII DOH GRANT SH17-323-379517: C6-9993921 3	108,000.00	108,000.00	107,896.00				104.00
WEST MAUI TOD CORRIDOR PLAN SH21-323-310010:		500,000.00					500,000.00
	<b>908,000.00</b>	<b>1,328,462.16</b>	<b>107,896.00</b>	<b>554,938.35</b>	<b>0.00</b>	<b>165,523.81</b>	<b>500,104.00</b>
<b>Countywide</b>							
BRIDGE INSP/EVAL OF CTY BRIDGE GF19-301-390071: Lapse 12/31/19 CBS-3177	300,000.00	300,000.00	264,700.00	35,300.00			
CW EQUIP 4000 GAL WATER TRUCK GO21-375-301207: Lapse 12/31/20 CBS-1218	330,000.00	294,607.49				294,607.49	
GO21-375-301211: Lapse 12/31/20 CBS-1218	755,000.00	623,516.84		623,516.84			
GO21-375-301212: Lapse 12/31/20 CBS-1218	1,334,219.94	1,124,770.88		1,124,770.88			
GO21-375-310240: Lapse 12/31/21 CBS-1218	1,646,066.76	1,646,066.76				1,646,066.76	
GO21-375-310241: Lapse 12/31/21 CBS-1218	645,828.20						
GO21-375-310242: Lapse 12/31/21 CBS-1218	1,453,606.73	1,453,606.73				1,453,606.73	
GO21-375-310243: Lapse 12/31/21 CBS-1218	2,191,597.32	1,568,974.46		470,197.14		1,098,777.32	
GO21-375-310244: Lapse 12/31/21 CBS-1218	1,082,686.37	1,082,686.37		1,082,686.37			
GO21-375-310245: Lapse 12/31/21 CBS-1218	99,660.66	99,660.66				99,660.66	
GO22-376-315240: Lapse 12/31/21 CBS-1218	92,273.24						
GO22-376-315245: Lapse 12/31/21 CBS-1218	339.34						
GO22-376-315283: Lapse 12/31/21 CBS-1218	1.80						
GO22-376-315284: Lapse 12/31/21 CBS-1218	351,393.27						
GO22-376-315285: Lapse 12/31/21 CBS-1218	28,402.68						
GO22-376-315286: Lapse 12/31/21 CBS-1218	47,313.63						

**County of Maui**  
**Capital Improvement Projects Report (Excluding Department of Water Supply)**  
**As of 6/30/2021**

<b>13-902 Other Projects</b>	<b>Original Appropriation</b>	<b>Alloted To Date</b>	<b>Expenditure Prior Years</b>	<b>Expenditure Current Year</b>	<b>Amount Lapsed</b>	<b>Encumbrance</b>	<b>Allotment Balance</b>
WAIALE LAND PURCHASE							
GO22-376-310246: Lapse 12/31/21 CBS-6092	10,000,000.00						
BUS STOPS & SHELTERS							
GF20-301-301419: Lapse 12/31/20 CBS-1039	200,000.00	200,000.00		78,000.00	7,200.00	114,800.00	
GO22-376-310295: Lapse 12/31/21 CBS-1039	400,000.00						
	<b>20,958,389.94</b>	<b>8,393,890.19</b>	<b>264,700.00</b>	<b>3,414,471.23</b>	<b>7,200.00</b>	<b>4,707,518.96</b>	<b>0.00</b>
<b>TOTAL Other Projects</b>	<b>25,111,389.94</b>	<b>16,457,488.88</b>	<b>416,658.22</b>	<b>5,182,230.54</b>	<b>208,242.00</b>	<b>6,505,254.12</b>	<b>4,145,104.00</b>

**County of Maui**  
**Capital Improvement Projects Report (Excluding Department of Water Supply)**  
**As of 6/30/2021**

<b>13-903 Government Facilities</b>	<b>Original Appropriation</b>	<b>Alloted To Date</b>	<b>Expenditure Prior Years</b>	<b>Expenditure Current Year</b>	<b>Amount Lapsed</b>	<b>Encumbrance</b>	<b>Allotment Balance</b>
<b>Hana Community Plan Area</b>							
NAHIKU COMMUNITY CENTER							
GO18-373-367298: Lapse 12/31/16 ORD#4316	1,950,000.00	191,340.00	155,073.50			36,266.50	
OLD HANA SCH IMPROVEMENTS							
GO21-375-301230: Lapse 12/31/20 CBS-5530	315,601.03	315,601.03		315,601.03			
GO21-375-310254: Lapse 12/31/21 CBS-5530	1,453,078.30	1,453,078.30		1,023,078.30			430,000.00
GO22-376-315254: Lapse 12/31/21 CBS-5530	396,921.70						
HELENE HALL IMPROVEMENTS							
GO21-375-301266: Lapse 12/31/20 CBS-1971	800,000.00	445,220.00		1,994.40		443,225.60	
	<b>4,915,601.03</b>	<b>2,405,239.33</b>	<b>155,073.50</b>	<b>1,340,673.73</b>	<b>0.00</b>	<b>909,492.10</b>	<b>0.00</b>
<b>Makawao-Pukalani-Kula Community Plan Area</b>							
DMVL PUKALANI SATELLITE OFFICE							
GF21-301-315305: Lapse 12/31/21 CBS-XXXX		250,000.00				116,923.00	133,077.00
<b>Wailuku-Kahului Community Plan Area</b>							
WAILUKU CIVIC COMPLEX							
GO20-374-390235: Lapse 12/31/19	36,968,794.19	36,968,794.19	2,844,550.93	8,244,264.26		25,879,979.00	
GO21-375-390237: Lapse 12/31/19	5,031,205.81	4,560,413.23		1,815,167.14		2,745,246.09	
GOLAPS-350-390935: Lapse 12/31/19	2,195,000.00	2,195,000.00		697,152.95		1,497,847.05	
CENTRAL MAUI TRANSIT HUB							
GO20-374-390206: Lapse 12/31/19 CBS-5021	485,213.00	485,213.00	461,431.00	23,782.00			
GO21-375-390207: Lapse 12/31/19 CBS-5021	164,787.00	162,387.00		79,041.00		83,346.00	
WAI REDEVT MUNI PRKG LOT EXP							
GF17-301-378366: Lapse 12/31/17 CBS-2789	3,380,447.00	3,380,447.00	2,538,068.53	449,255.76	393,122.71		
GF18-301-389744: Lapse 12/31/18 CBS-2789	4,300,000.00	4,300,000.00	2,485,970.05	452,809.94	12,928.01	1,348,292.00	()
KAHULUI FIRE STN APPARATUS SHL							
GF20-301-301338: Lapse 12/31/20 CBS-2735	50,000.00	50,000.00	1,720.00	16,682.00	28,700.00	2,898.00	
GO21-375-315251: Lapse 12/31/21 CBS-2735	280,109.00	280,109.00				280,109.00	
GO22-376-315282: Lapse 12/31/21 CBS-2735	44,891.00						
KALANA O MAUI 2ND FLR DECK RPR							
GO21-375-301202: Lapse 12/31/20 CBS-5517	600,000.00	484,351.75		176.25		484,175.50	
GF20-301-301345: Lapse 12/31/20	450,000.00	450,000.00	24,873.60	66,321.33	277,808.18	80,996.89	
WAILUKU POLICE STN IMPRV							
GO21-375-301276: Lapse 12/31/20 CBS-5535	1,500,000.00	1,424,500.00				1,424,500.00	
GF20-301-301377: Lapse 12/31/20 CBS-5535	110,000.00	110,000.00	900.00	91,104.08	17,995.92		
WAILUKU POLICE STN FUEL TANK							
GO21-375-310280: Lapse 12/31/21 CBS-XXXX	501,000.00	501,000.00		163,394.25		337,605.75	
NEW COUNTY SERVICE CENTER							
GO18-373-389226: Lapse 12/31/18 CBS-2324	21,175,969.20	21,175,969.20	20,283,174.24	892,794.96			()
GO20-374-389269: Lapse 12/31/18 CBS-2324	3,824,030.80	995,646.80	360,572.18	635,074.62			
GO21-375-301227: Lapse 12/31/20 CBS-2324	1,419,087.88	1,356,287.04		1,356,287.04			
GOLAPS-350-301340: Lapse 12/31/20 CBS-2324	382,411.00	382,411.00	119,742.34	228,505.08	33,783.51	380.07	
GOLAPS-350-310051: Lapse 12/31/21 CBS-2324	1,577,679.00	1,577,679.00		614,189.55		102,588.81	860,900.64

**County of Maui**  
**Capital Improvement Projects Report (Excluding Department of Water Supply)**  
**As of 6/30/2021**

<b>13-903 Government Facilities</b>	<b>Original Appropriation</b>	<b>Allotted To Date</b>	<b>Expenditure Prior Years</b>	<b>Expenditure Current Year</b>	<b>Amount Lapsed</b>	<b>Encumbrance</b>	<b>Allotment Balance</b>
GO21-375-310250: Lapse 12/31/21 CBS-2324	2,408,756.76	2,408,756.76		2,408,756.76			
GO22-376-315289: Lapse 12/31/21 CBS-2324	13,564.24						
KALANA O MAUI FIRE SPRKLR IMPR							
GO21-375-301229: Lapse 12/31/20 CBS-5025	449,813.38	388,325.00		90,274.52		298,050.48	
EMERGENCY MGT OFFICE RENOVTN							
GO20-374-301210: Lapse 12/31/20 CBS-5518	51,188.14	51,188.14	48,379.75	2,808.39			
GO21-375-301225: Lapse 12/31/20 CBS-5518	448,811.86	274,675.75		21,639.63		253,036.12	
KALANA PAKUI BLDG AC RPLCMNT							
GO21-375-301244: Lapse 12/31/20 CBS-3579	600,000.00	540,450.38				540,450.38	
CHILDREN'S PEACE CENTER							
GO21-375-310276: Lapse 12/31/21 CBS-5528	159,544.00	159,544.00		61,127.94		98,416.06	
GO22-376-315276: Lapse 12/31/21 CBS-5528	1,340,456.00						
60 NORTH CHURCH ST BLDG RENO							
GO22-376-310252: Lapse 12/31/21 CBS-6651	260,000.00						
ACQ 60 S CHURCH ST BDLG & PROP							
GO21-375-310293: Lapse 12/31/21 CBS-XXXX	3,735,549.16	3,735,549.16		3,735,549.16			
GO22-376-315293: Lapse 12/31/21 CBS-XXXX	64,450.84						
ACQ 100 MAHALANI ST BLDG/PROP							
GO21-375-310294: Lapse 12/31/21 CBS-XXXX	9,850,000.00						
	<b>103,822,759.26</b>	<b>88,398,697.40</b>	<b>29,169,382.62</b>	<b>22,146,158.61</b>	<b>764,338.33</b>	<b>35,457,917.20</b>	<b>860,900.64</b>
<b>Kihei-Makena Community Plan Area</b>							
SOUTH MAUI CONSOLID MAINT OPER							
GF21-301-310056: Lapse 12/31/21 CBS-2742	30,000.00	30,000.00					30,000.00
<b>Lanai Community Plan Area</b>							
LANAI FIRE STN IMPROVEMENTS							
GF18-301-389723: Lapse 12/31/18 CBS-1005	110,000.00	110,000.00	18,705.40		83,278.00	8,016.60	
GO21-375-301235: Lapse 12/31/20 CBS-1005	1,872,000.00	439,223.00		295,053.50		144,169.50	
LANAI BASEYARD IMPRV							
GO18-373-378286: Lapse 12/31/17 CBS-3239	300,000.00	172,182.00	106,385.71		4,550.00	61,246.29	
	<b>2,282,000.00</b>	<b>721,405.00</b>	<b>125,091.11</b>	<b>295,053.50</b>	<b>87,828.00</b>	<b>213,432.39</b>	<b>0.00</b>
<b>Molokai Community Plan Area</b>							
HOOLEHUA FIRE STATION RENO							
GF21-301-310048: Lapse 12/31/21 CBS-6065	350,000.00	350,000.00					350,000.00
MOLOKAI BASEYARD DESIGN&C							
GOLAPS-350-356459: Lapse 12/31/15 CBS-1211	3,500,000.00	3,500,000.00	332,483.87	188.17	3,167,327.96		
GOLAPS-350-378392: Lapse 12/31/17 CBS-1211	3,703,000.00	3,703,000.00	3,434,264.41	17,772.59	4,905.00	246,058.00	
GO21-375-390278: Lapse 12/31/19 CBS-1211	14,757.91	13,957.91		12,307.25		1,650.66	
GO20-374-390291: Lapse 12/31/19 CBS-1211	235,242.09	235,242.09	229,600.79	5,641.30			
MOLOKAI POLICE STN ROOF REPLAC							
GF21-301-310075: Lapse 12/31/21 CBS-6095	500,000.00	500,000.00				21,494.00	478,506.00
	<b>8,303,000.00</b>	<b>8,302,200.00</b>	<b>3,996,349.07</b>	<b>35,909.31</b>	<b>3,172,232.96</b>	<b>269,202.66</b>	<b>828,506.00</b>

**County of Maui**  
**Capital Improvement Projects Report (Excluding Department of Water Supply)**  
**As of 6/30/2021**

<b>13-903 Government Facilities</b>	<b>Original Appropriation</b>	<b>Alloted To Date</b>	<b>Expenditure Prior Years</b>	<b>Expenditure Current Year</b>	<b>Amount Lapsed</b>	<b>Encumbrance</b>	<b>Allotment Balance</b>
<b>Countywide</b>							
<b>CW FIRE FACILITIES</b>							
GF19-301-390C32: Lapse 12/31/19 CBS#1003	303,000.00	303,000.00	70,182.86	74,900.00	157,917.14		
GF20-301-301C34: Lapse 12/31/20 CBS-1003	500,000.00	500,000.00	4,800.00	123,022.98		372,177.02	
GF21-301-310C47: Lapse 12/31/21 CBS-1003	200,000.00	200,000.00		14,729.12		94,801.96	90,468.92
<b>CENTRAL MAUI TRANSIT HUB</b>							
GO21-375-310296: Lapse 12/31/21 CBS-5021	1,870,344.18	1,870,344.18		80,245.69		1,790,098.49	
GO22-376-315296: Lapse 12/31/21 CBS-5021	429,655.82						
<b>CW FACILITY BLDG IMPROVEMENTS</b>							
GF14-301-345320: Lapse 12/31/14 CBS-1032	500,000.00	500,000.00	475,990.42		20,997.99	3,011.59	
GF15-301-356C21: Lapse 12/31/15 CBS-1032	600,000.00	600,000.00	538,242.07	5,000.00	56,757.93		
GO18-373-367C49: Lapse 12/31/16 CBS-1032	750,000.00	367,502.08	328,040.94	2,127.21	6,717.04	30,616.89	
GF17-301-378C70: Lapse 12/31/17 CBS-1032	350,000.00	350,000.00	111,354.66	127,894.87	14,882.56	95,867.91	
GF18-301-389C48: Lapse 12/31/18 CBS-1032	500,000.00	500,000.00	280,730.99		138,163.26	81,105.75	
GF19-301-390C70: Lapse 12/31/19 CBS#1032	425,000.00	425,000.00	249,148.59	18,010.44	34,919.11	122,921.86	
GF20-301-301C79: Lapse 12/31/20 CBS-1032	450,000.00	450,000.00	158.29	156,224.10	9,752.09	283,865.52	
<b>CW POLICE FACILITIES</b>							
GF17-301-378C67: Lapse 12/31/17 CBS-1010	940,000.00	940,000.00	914,036.27	6,686.64	1,591.70	17,685.39	
GF18-301-389C45: Lapse 12/31/18 CBS-1010	425,000.00	425,000.00	311,667.77	20,060.00	93,272.23		
GO20-374-390C56: Lapse 12/31/19 CBS#1010	161,969.23	161,969.23	146,983.63	14,985.60			
GO21-375-390C58: Lapse 12/31/19 CBS#1010	766,030.77	593,295.77		569,969.00		23,326.77	
<b>CW FAC MAINT PRG PROS BASEMENT</b>							
GO21-375-310278: Lapse 12/31/21 CBS-6070	62,010.01	62,010.01		35,435.87		26,574.14	
GF21-301-310C77: Lapse 12/31/21 CBS-6070	2,475,000.00	2,475,000.00		84,271.22		594,591.36	1,796,137.42
GO22-376-315278: Lapse 12/31/21 CBS-6070	137,989.99						
	<b>11,846,000.00</b>	<b>10,723,121.27</b>	<b>3,431,336.49</b>	<b>1,333,562.74</b>	<b>534,971.05</b>	<b>3,536,644.65</b>	<b>1,886,606.34</b>
<b>TOTAL Government Facilities</b>	<b>131,199,360.29</b>	<b>110,830,663.00</b>	<b>36,877,232.79</b>	<b>25,151,357.89</b>	<b>4,559,370.34</b>	<b>40,503,612.00</b>	<b>3,739,089.98</b>

**County of Maui**  
**Capital Improvement Projects Report (Excluding Department of Water Supply)**  
**As of 6/30/2021**

<b>13-904 Parks and Recreation</b>	<b>Original Appropriation</b>	<b>Allotted To Date</b>	<b>Expenditure Prior Years</b>	<b>Expenditure Current Year</b>	<b>Amount Lapsed</b>	<b>Encumbrance</b>	<b>Allotment Balance</b>
<b>Hana Community Plan Area</b>							
PA'ANI MAI PARK IMPROVM							
GF15-301-356402: Lapse 12/31/15 CBS-2328	300,000.00	300,000.00	163,599.50		29,840.00	106,560.50	
ADA ACCESS HANA BALL PARK							
GO21-375-301249: Lapse 12/31/20	50,000.00	416.66		416.66			
HANA PRK TENNIS/BBALL COURTS							
GF20-301-301348: Lapse 12/31/20 CBS-5531	120,000.00	120,000.00	50,000.00	70,000.00			
GF21-301-310055: Lapse 12/31/21 CBS-5531	1,290,000.00	1,290,000.00		4,369.00		54,630.00	1,231,001.00
HELENE HALL IMPROVEMENTS							
GO18-373-389230: Lapse 12/31/18 CBS-1971	85,787.12	85,787.12	75,377.42			10,409.70	
HANA-KEANAE-KAILUA PARKS							
GF16-301-367101: Lapse 12/31/16 CBS-2350	446,250.00	446,250.00	413,115.50			33,134.50	
GF19-301-390041: Lapse 12/31/19 CBS-2350	675,000.00	675,000.00	660,773.51	14,226.49			
GF20-301-301347: Lapse 12/31/20 CBS-2350	450,000.00	450,000.00	24,880.00	44,952.00		380,168.00	
	<b>3,417,037.12</b>	<b>3,367,453.78</b>	<b>1,387,745.93</b>	<b>133,964.15</b>	<b>29,840.00</b>	<b>584,902.70</b>	<b>1,231,001.00</b>
<b>Paia-Haiku Community Plan Area</b>							
ALFRED BOTEILHO, SR. GYM IMP							
GO21-375-390268: Lapse 12/31/19 CBS-5056	1,497,500.00	19,906.13				19,906.13	
GO21-375-301261: Lapse 12/31/20 CBS-5056	1,897,880.00	1,897,880.00				1,897,880.00	
HAIKU PARK RESTROOM							
PA20-309-301363: Lapse 12/31/20 CBS-5534	510,000.00	510,000.00	54,324.88	29,657.74	392,334.26	33,683.12	
GF21-301-310064: Lapse 12/31/21 CBS-5534	629,147.00	629,147.00				8,235.00	620,912.00
PA21-309-310068: Lapse 12/31/21 CBS-5534	392,334.00	392,334.00					392,334.00
LOWER PAIA PARK PARKING LOT							
GF21-301-310065: Lapse 12/31/21 CBS-6073	600,000.00	600,000.00					600,000.00
PAIA-HAIKU PARKS SYSTEM							
GO18-373-378254: Lapse 12/31/17 CBS-2348	400,000.00	110,543.00	60,652.19			49,890.81	
GF17-301-378353: Lapse 12/31/17 CBS-2348	320,000.00	320,000.00	313,590.50	6,409.50			
GO18-373-389238: Lapse 12/31/18 CBS-2348	635,245.45	635,245.45	630,596.41	4,649.04			
GO20-374-389272: Lapse 12/31/18 CBS-2348	129,754.55	129,754.55	128,192.05	1,562.50			
GF19-301-390058: Lapse 12/31/19 CBS-2348	50,000.00	50,000.00	2,200.00	17,689.48	17,362.00	12,748.52	
GO20-374-390253: Lapse 12/31/19 CBS-2348	359,954.95	359,954.95	126,829.90	233,125.05			
GO21-375-390264: Lapse 12/31/19 CBS-2348	590,045.05	544,781.49		487,054.89		57,726.60	
GF20-301-301362: Lapse 12/31/20 CBS-2348	260,000.00	260,000.00		191,975.00	68,025.00		
KALAKUPUA PLYGRND SLIDE FOURTH							
PA21-309-310066: Lapse 12/31/21 CBS-6093	15,000.00	15,000.00					15,000.00
	<b>8,286,861.00</b>	<b>6,474,546.57</b>	<b>1,316,385.93</b>	<b>972,123.20</b>	<b>477,721.26</b>	<b>2,080,070.18</b>	<b>1,628,246.00</b>
<b>Makawao-Pukalani-Kula Community Plan Area</b>							
HANNIVAL TAVARES CC IMPRV							
GF20-301-301357: Lapse 12/31/20 CBS-3228	1,000,000.00	1,000,000.00	414,659.14	418,278.18		167,062.68	
MAK-PUK-KULA ULU PARKS							
GF16-301-367103: Lapse 12/31/16 CBS-2349	435,000.00	435,000.00	390,113.14		5,972.48	38,914.38	()

**County of Maui**  
**Capital Improvement Projects Report (Excluding Department of Water Supply)**  
**As of 6/30/2021**

<b>13-904 Parks and Recreation</b>	<b>Original Appropriation</b>	<b>Allotted To Date</b>	<b>Expenditure Prior Years</b>	<b>Expenditure Current Year</b>	<b>Amount Lapsed</b>	<b>Encumbrance</b>	<b>Allotment Balance</b>
GF20-301-301356: Lapse 12/31/20 CBS-2349 WAIAKOA GYM IMPRVMENTS	175,000.00	175,000.00		174,432.00	568.00		
GO21-375-390261: Lapse 12/31/19 CBS-2329 GO22-376-310261: Lapse 12/31/21 CBS-2329 KULA PARK PLAYGROUND	13,712.00 430,000.00	13,668.70				13,668.70	
PA19-309-390053: Lapse 12/31/19 CBS-1175 GF20-301-301358: Lapse 12/31/20 CBS-1175	95,000.00 850,000.00	95,000.00 850,000.00	72,222.00 584,384.00	3,655.00 169,635.93	19,123.00 95,980.07		
	<b>2,998,712.00</b>	<b>2,568,668.70</b>	<b>1,461,378.28</b>	<b>766,001.11</b>	<b>121,643.55</b>	<b>219,645.76</b>	<b>(0.00)</b>
<b>Wailuku-Kahului Community Plan Area</b>							
WAIEHU GC STARTER BOOTH/RESTO GO18-373-378257: Lapse 12/31/17 CBS-1202 NEW KAHULUI COM'ITY CTR	500,000.00	494,800.00	370,665.00			124,135.00	
GF18-301-389742: Lapse 12/31/18 CBS-4628 CENTRAL MAUI PARKS SYSTEM	250,000.00	250,000.00	51,367.64			198,632.36	
GF16-301-367105: Lapse 12/31/16 CBS-2351 GO18-373-378256: Lapse 12/31/17 CBS-2351 GF18-301-389740: Lapse 12/31/18 CBS-2351 GF19-301-390062: Lapse 12/31/19 CBS-2351 GF20-301-301367: Lapse 12/31/20 CBS-2351	600,000.00 461,000.00 1,000,000.00 240,000.00 600,000.00	600,000.00 402,778.63 1,000,000.00 240,000.00 600,000.00	546,950.51 390,166.83 684,301.00 108,284.73 132,369.15	17,300.00 12,611.80	2,000.00	33,749.49 4,504.00 29,147.96 174,368.39	
WAR MEMORIAL FB STD & TRK REHA GF21-301-310072: Lapse 12/31/21 CBS-5539	600,000.00	600,000.00		1,768.74			598,231.26
WAR MEMORIAL GYM BLDG IMPRV GF18-301-389739: Lapse 12/31/18 CBS-4616 GF20-301-301370: Lapse 12/31/20 CBS-4616 GO21-375-310267: Lapse 12/31/21 CBS-4616 GO22-376-315267: Lapse 12/31/21 CBS-4616	350,000.00 250,000.00 737,548.00 262,452.00	350,000.00 250,000.00 737,548.00	106,250.76	70,771.03 11,410.14	80,449.00	92,529.21 238,589.86 737,548.00	
WAIEHU GC WWTR IMPR GO18-373-378258: Lapse 12/31/17 CBS-3231 GF20-301-301373: Lapse 12/31/20 CBS-3231	50,000.00 75,000.00	49,600.00 75,000.00	36,550.00 200.00	8,750.00 65,143.00	4,300.00 9,657.00		
KEPANIWAI HERITAG GARDENS IMPR GF19-301-390061: Lapse 12/31/19 CBS-1143 GF20-301-301366: Lapse 12/31/20 CBS-1143 GF21-301-310070: Lapse 12/31/21 CBS-1143	330,000.00 300,000.00 444,519.00	330,000.00 300,000.00 444,519.00	322,790.00 4,532.00	3,140.00 32,678.00	4,070.00 232,649.00	30,141.00 8,394.00	436,125.00
KANAHA BCH PRK MP IMPRVMNT GF20-301-301368: Lapse 12/31/20	250,000.00	250,000.00	6,249.99	37,785.83	3,635.00	202,329.18	
WM COMPLEX PAVING IMPROVEMENTS GO20-374-390259: Lapse 12/31/19 CBS-1209 GO21-375-390271: Lapse 12/31/19 CBS-1209 GO21-375-301240: Lapse 12/31/20 CBS-1209 GO20-374-301264: Lapse 12/31/20 CBS-1209	450,889.00 49,111.00 424,405.38 2,325,594.62	450,889.00 8,795.00 366,984.02 2,325,594.62	449,729.00	1,160.00 8,795.00		366,984.02	
WAIKAPU CC EXPANSION GO18-373-378260: Lapse 12/31/17 CBS-3214 GO18-373-389268: Lapse 12/31/18 CBS-3214	1,000,000.00 1,488,030.24	17,869.00 1,488,030.24		815,332.77		17,869.00 672,697.47	

**County of Maui**  
**Capital Improvement Projects Report (Excluding Department of Water Supply)**  
**As of 6/30/2021**

<b>13-904 Parks and Recreation</b>	<b>Original Appropriation</b>	<b>Alloted To Date</b>	<b>Expenditure Prior Years</b>	<b>Expenditure Current Year</b>	<b>Amount Lapsed</b>	<b>Encumbrance</b>	<b>Allotment Balance</b>
WAIKAPU QC BBALL CT IMPRV GF20-301-301369: Lapse 12/31/20 CBS-2330	175,000.00	175,000.00	23,843.50	132,469.00	18,687.50		
VELMA McWAYNE SANTOS CTR IMPRV GO21-375-310268: Lapse 12/31/21 CBS-6072 GO22-376-315268: Lapse 12/31/21 CBS-6072	109,311.00 140,689.00	109,311.00				109,311.00	
WAR MEMORIAL FB STD REHAB GF20-301-301371: Lapse 12/31/20 CBS-5539	100,000.00	100,000.00	96,000.00	4,000.00			
CENTRAL MAUI REGIONAL PARK GF20-301-301372: Lapse 12/31/20 CBS-1214	500,000.00	500,000.00				500,000.00	
CM REG'L SPRTS CMLPX MAINT GO21-375-301241: Lapse 12/31/20 CBS-3209	1,745,000.00	1,745,000.00		543,748.71		1,201,251.29	
WELLS PARK MASTER PLAN IMPL GO21-375-390265: Lapse 12/31/19 CBS-4584	26,177.00	25,950.00				25,950.00	
KOKUA POOL IMPROVEMENTS GF19-301-390064: Lapse 12/31/19	450,000.00	450,000.00	296,362.70	150,225.50	3,411.80		
ICHIRO MAEHARA BB STDM IMPRV GF19-301-390065: Lapse 12/31/19 GF21-301-310071: Lapse 12/31/21 CBS-5481 GO22-376-310269: Lapse 12/31/21 CBS-5481	500,000.00 525,000.00 525,000.00	500,000.00 525,000.00	416,950.22	12,806.20	44,515.78	25,727.80 15,632.00	509,368.00
WAILUKU HEIGHTS PARK GF19-301-390862: Lapse 12/31/19 CBS-2351	150,000.00	150,000.00	149,037.50	962.50			
	<b>17,984,726.24</b>	<b>15,912,668.51</b>	<b>5,349,741.82</b>	<b>3,261,021.08</b>	<b>948,690.32</b>	<b>4,809,491.03</b>	<b>1,543,724.26</b>
<b>Kihei-Makena Community Plan Area</b>							
WAIPIULANI PARK IRRIGATION GF16-301-367108: Lapse 12/31/16 CBS-2359 GF17-301-378341: Lapse 12/31/17 CBS-2359 GF18-301-389756: Lapse 12/31/18 ORD#4796	800,000.00 100,000.00 81,137.00	800,000.00 100,000.00 81,137.00	533,870.74 18,758.13 29,427.85		239,500.00 81,137.23 44,151.81	26,629.26 104.64 7,557.34	
SM COMMUNITY PARK GO18-373-378243: Lapse 12/31/17 CBS-1118 PA19-309-390044: Lapse 12/31/19 CBS-1118	650,000.00 500,000.00	544,967.99 500,000.00	311,376.28 25,857.67	91,571.48		142,020.23 474,142.33	
SOUTH MAUI PARKS SYSTEM GF19-301-390042: Lapse 12/31/19 CBS-2345 GF20-301-301350: Lapse 12/31/20 CBS-2345 PA20-309-301352: Lapse 12/31/20 CBS-2345	195,000.00 300,000.00 75,000.00	195,000.00 300,000.00 75,000.00	76,730.00 400.00	12,485.75 189,658.99	99,000.00 5,895.01	6,784.25 104,046.00 75,000.00	
SM COMM PARK REC CENTER PA19-309-390046: Lapse 12/31/19 CBS-5059	900,000.00	900,000.00	793,962.51	15,051.79	12,191.27	78,794.43	
SOUTH MAU BEACH PARK PRKNG LOT GF21-301-310057: Lapse 12/31/21 CBS-5552 GO21-375-310258: Lapse 12/31/21 CBS-5552 GO22-376-315258: Lapse 12/31/21 CBS-5552	100,000.00 439,540.53 60,459.47	100,000.00 40,268.53		7,786.41		92,213.59 40,268.53	
KAMAOLE POINT PAVILIONA PA19-309-390045: Lapse 12/31/19 CBS-1205 PA20-309-301351: Lapse 12/31/20 CBS-1205	250,000.00 250,000.00	250,000.00 250,000.00			1,185.00 26,089.00	248,815.00 223,911.00	

**County of Maui**  
**Capital Improvement Projects Report (Excluding Department of Water Supply)**  
**As of 6/30/2021**

<b>13-904 Parks and Recreation</b>	<b>Original Appropriation</b>	<b>Alloted To Date</b>	<b>Expenditure Prior Years</b>	<b>Expenditure Current Year</b>	<b>Amount Lapsed</b>	<b>Encumbrance</b>	<b>Allotment Balance</b>
<b>KALAMA PARK SKATE PRK IMPRV</b>							
GO21-375-310259: Lapse 12/31/21 CBS-6075	36,655.21	36,655.21		27,840.66		8,814.55	
GO22-376-315259: Lapse 12/31/21 CBS-6075	363,344.79						
	<b>5,101,137.00</b>	<b>4,173,028.73</b>	<b>1,790,383.18</b>	<b>344,395.08</b>	<b>509,149.32</b>	<b>1,529,101.15</b>	<b>0.00</b>
<b>West Maui Community Plan Area</b>							
<b>WEST MAUI PARKS SYSTEM</b>							
PA17-309-378365: Lapse 12/31/17 CBS-2344	285,000.00	285,000.00		35,962.30	142,455.68	106,582.02	
PA18-309-389743: Lapse 12/31/18 CBS-2344	950,000.00	950,000.00	477,326.00	472,674.00			
GF19-301-390066: Lapse 12/31/19 CBS-2344	462,000.00	462,000.00	185,240.21	165,787.05	200.00	110,772.74	
GO20-374-390255: Lapse 12/31/19 CBS-2344	95,895.00	95,895.00	68,042.00	27,853.00			
GO21-375-390267: Lapse 12/31/19 CBS-2344	190,105.00	190,105.00		12,238.00		177,867.00	
GF20-301-301374: Lapse 12/31/20 CBS-2344	500,000.00	500,000.00	480.00	388,669.38	1,301.37	109,549.25	
<b>LAUNIUPOKO MASTER PLAN</b>							
PA19-309-390067: Lapse 12/31/19	500,000.00	500,000.00				500,000.00	
<b>MOKUHINIA ECOSYSTEM/RESTORATN</b>							
GO18-373-345266: Lapse 12/31/14 ORD#4095	132,414.26	132,411.37	117,153.94		15,257.43		
GF15-301-356560: Lapse 12/31/15 ORD#4202	50,000.00	50,000.00	47,000.00		3,000.00		
<b>LAHAINA CIVIC CENTER REHAB</b>							
GF21-301-310074: Lapse 12/31/21 CBS-6077	250,000.00	250,000.00					250,000.00
	<b>3,415,414.26</b>	<b>3,415,411.37</b>	<b>895,242.15</b>	<b>1,103,183.73</b>	<b>162,214.48</b>	<b>1,004,771.01</b>	<b>250,000.00</b>
<b>Lanai Community Plan Area</b>							
<b>LANAI PARKS SYSTEM</b>							
GF17-301-378345: Lapse 12/31/17 CBS-2347	25,000.00	25,000.00	20,338.25			4,661.75	
GF19-301-390047: Lapse 12/31/19 CBS-2347	350,000.00	350,000.00	68,884.90		158,784.00	122,331.10	
GO21-375-301231: Lapse 12/31/20 CBS-2347	3,497,000.00	285,010.11		31,828.19		253,181.92	
GO21-375-301233: Lapse 12/31/20 CBS-2347	533,700.00	533,700.00		201,590.00		332,110.00	
GO20-374-301255: Lapse 12/31/20 CBS-2347	3,000.00	3,000.00		3,000.00			
GF20-301-301353: Lapse 12/31/20 CBS-2347	495,000.00	495,000.00		495,000.00			
PA20-309-301354: Lapse 12/31/20 CBS-2347	95,000.00	95,000.00		95,000.00			
<b>LANAI PARKS MAINTENANCE BLDG</b>							
GO21-375-390262: Lapse 12/31/19 CBS-4580	284,756.16	2,343.16				2,343.16	
<b>LANAI COM'ITY CTR COMM KITCHEN</b>							
GF18-301-389734: Lapse 12/31/18 CBS-4626	250,000.00	250,000.00	53,299.50	12,751.50	183,949.00		
GO20-374-390252: Lapse 12/31/19 CBS-4626	392,391.68	392,391.68	173,446.85	218,944.83			
GO21-375-390263: Lapse 12/31/19 CBS-4626	507,608.32	402,586.32		402,586.32			
<b>LANAI GYM RE-ROOFING/IMPR</b>							
GO21-375-310260: Lapse 12/31/21 CBS-5542	1,100,000.00	1,100,000.00		290,222.32		809,777.68	
	<b>7,533,456.16</b>	<b>3,934,031.27</b>	<b>315,969.50</b>	<b>1,750,923.16</b>	<b>342,733.00</b>	<b>1,524,405.61</b>	<b>0.00</b>
<b>Molokai Community Plan Area</b>							
<b>KAUNAKAKAI GYM REHABILITATION</b>							
GF21-301-310062: Lapse 12/31/21 CBS-6074	250,000.00	250,000.00				250,000.00	

**County of Maui**  
**Capital Improvement Projects Report (Excluding Department of Water Supply)**  
**As of 6/30/2021**

<b>13-904 Parks and Recreation</b>	<b>Original Appropriation</b>	<b>Allotted To Date</b>	<b>Expenditure Prior Years</b>	<b>Expenditure Current Year</b>	<b>Amount Lapsed</b>	<b>Encumbrance</b>	<b>Allotment Balance</b>
KILOHANA RECREATION CTR RENOVA GF21-301-310063: Lapse 12/31/21 CBS-6097	250,000.00	250,000.00				176,685.00	73,315.00
MOLOKAI PARKS SYSTEM GF19-301-390056: Lapse 12/31/19 CBS-2346 GF20-301-301360: Lapse 12/31/20 CBS-2346	635,000.00 275,000.00	635,000.00 275,000.00	325,132.28 63,732.00		92,967.72 164,311.00	216,900.00 46,957.00	
	<b>1,410,000.00</b>	<b>1,410,000.00</b>	<b>388,864.28</b>	<b>0.00</b>	<b>257,278.72</b>	<b>690,542.00</b>	<b>73,315.00</b>
<b>Countywide</b>							
CW PARK RESTROOM FAC IMPR GF15-301-356C24: Lapse 12/31/15 CBS-2362	500,000.00	500,000.00	430,095.94	9,197.32	60,706.74		
CW LIGHT ORDINANCE COMPL GF18-301-389C28: Lapse 12/31/18 CBS-4613 GF19-301-390C39: Lapse 12/31/19 CBS#4613	500,000.00 600,000.00	500,000.00 600,000.00	225,566.00 31,083.45	13,150.00 535,903.96	150,920.00	110,364.00 33,012.59	
CW PARKS ADA IMPROVEMENTS GF19-301-390C37: Lapse 12/31/19 CBS#1117 GF20-301-301C41: Lapse 12/31/20 CBS-1117 GF20-301-301C42: Lapse 12/31/20 CBS-1117 GF20-301-301C43: Lapse 12/31/20 CBS-1117 GF21-301-310C52: Lapse 12/31/21 CBS-1117	300,000.00 500,000.00 500,000.00 2,500,000.00 250,000.00	300,000.00 500,000.00 500,000.00 2,500,000.00 250,000.00	293,792.25 28,782.22	307,333.78 348,235.16 1,012,253.18 56,038.16	116,679.84 153,888.61	6,207.75 163,884.00 35,085.00 1,315,020.04 50,875.97	143,085.87
CW PARK PLAYGROUND IMPRV GF19-301-390C38: Lapse 12/31/19 CBS#3232	1,000,000.00	1,000,000.00	646,076.91	243,453.35	33,525.24	76,944.50	
LARGE CAPACITY CESSPOOL GO18-373-367252: Lapse 12/31/16 CBS-1114	550,000.00	242,364.00	224,144.15			18,219.85	
CW BUILDING MAINT REPAIRE BSY GF19-301-390C40: Lapse 12/31/19 CBS#2742	225,000.00	225,000.00	178,331.85	41,360.35		5,307.80	
CW PARKS FACILITIES GF20-301-301C44: Lapse 12/31/20 CBS-1117	275,000.00	275,000.00	127,852.00	24,088.00		123,060.00	
CW PARKS FACILITIES GF21-301-310C53: Lapse 12/31/21 CBS-4581	300,000.00	300,000.00		88,286.30		209,669.57	2,044.13
MOLOKAI ATHLETIC COMPLEX SH16-323-369511:	400,000.00	400,000.00				399,980.00	20.00
	<b>8,400,000.00</b>	<b>8,092,364.00</b>	<b>2,204,562.94</b>	<b>2,679,299.56</b>	<b>515,720.43</b>	<b>2,547,631.07</b>	<b>145,150.00</b>
<b>TOTAL Parks and Recreation</b>	<b>58,547,343.78</b>	<b>49,348,172.93</b>	<b>15,110,274.01</b>	<b>11,010,911.07</b>	<b>3,364,991.08</b>	<b>14,990,560.51</b>	<b>4,871,436.26</b>

**County of Maui**  
**Capital Improvement Projects Report (Excluding Department of Water Supply)**  
**As of 6/30/2021**

<b>13-907 Roads</b>	<b>Original Appropriation</b>	<b>Alloted To Date</b>	<b>Expenditure Prior Years</b>	<b>Expenditure Current Year</b>	<b>Amount Lapsed</b>	<b>Encumbrance</b>	<b>Allotment Balance</b>
<b>Hana Community Plan Area</b>							
HANA DISTRICT RD RESURFACING							
HY01-302-317003: Lapse 12/31/01	650,000.00	643,184.00	491,466.73		147,509.31	4,207.96	
KALEPA ROCKFALL REPAIRS							
HY19-302-390083: Lapse 12/31/19 CBS-2779	150,000.00	150,000.00	23,308.09	78,048.65		48,643.26	
HY20-302-301392: Lapse 12/31/20 CBS-2779	350,000.00	350,000.00	150.00		149,349.76	200,500.24	
KOUKOUAI BRIDGE REHAB							
GO18-373-378279: Lapse 12/31/17 CBS-1046	600,000.00	568,000.00	280,805.94	7,994.58	167,324.00	111,875.48	
GO21-375-301251: Lapse 12/31/20 CBS-1046	1,999,527.59	1,437,634.41		242,777.42		1,194,856.99	
KALEPA REVETMENT/SEAWALL REP							
GO21-375-390275: Lapse 12/31/19 CBS-3183	451,239.50	413,111.50		229,558.75		183,552.75	
GO21-375-310287: Lapse 12/31/21 CBS-3183	419,816.00	419,816.00				419,816.00	
GO22-376-315287: Lapse 12/31/21 CBS-3183	20,184.00						
PIILANI HWY SLOPE NUANUALOA							
GO21-375-310286: Lapse 12/31/21 CBS-6088	1,350,000.00						
MAKA'AKAE RD RESURFACING							
GO21-375-390276: Lapse 12/31/19 CBS-3183	549,820.42	493,980.00				493,980.00	
KEANAE ROAD SAFETY IMPROVEMENT							
SH19-323-390022:	2,000,000.00	2,000,000.00				2,000,000.00	
	<b>8,540,587.51</b>	<b>6,475,725.91</b>	<b>795,730.76</b>	<b>558,379.40</b>	<b>464,183.07</b>	<b>4,657,432.68</b>	<b>0.00</b>
<b>Paia-Haiku Community Plan Area</b>							
NORTH SHORE GREENWAY PRJ							
GO20-374-389276: Lapse 12/31/18 CBS-1942	185,494.96	185,494.96	180,846.31			4,648.65	()
BALDWIN AVE PUBLIC PRKG LOT IM							
GF21-301-310093: Lapse 12/31/21 CBS-6096	200,000.00	200,000.00					200,000.00
KAUPAKALUA PVEMNT RECONST							
HY17-302-378393: Lapse 12/31/17 CBS-1066	550,000.00	550,000.00	506,491.42	21,120.00	19,748.58	2,640.00	()
GO18-373-389259: Lapse 12/31/18 CBS-1066	1,549,531.44	1,549,531.44	1,024,276.93	331,311.04	316.62	193,626.85	
GO20-374-389275: Lapse 12/31/18 CBS-1066	850,468.56	81,466.99	81,066.99		.01	399.99	
GO21-375-301242: Lapse 12/31/20 CBS-1066	2,187,658.57	671,824.90		327,997.16		343,827.74	
GO20-374-301279: Lapse 12/31/20 CBS-1066	59,341.43	59,341.43	41,938.00	17,403.43			
N SHOR GREENWAY BIKE PATH FENC							
GF21-301-310094: Lapse 12/31/21 CBS-6097	50,000.00	50,000.00		50.00			49,950.00
HAIKU RD GUARDRAIL/SHLDR IMPR							
HY19-302-390092: Lapse 12/31/19 CBS-4597	300,000.00	300,000.00	128,065.62	106,315.20	27,780.00	37,839.18	
HY20-302-301400: Lapse 12/31/20 CBS-4597	200,000.00	200,000.00				200,000.00	
N SHORE GREENWAY PHASE 4							
DOT18-325-389025: #STP-STP-0900(0 89)	1,407,904.00	1,574,135.60	1,506,009.99	7,926.06		60,199.55	
	<b>7,540,398.96</b>	<b>5,421,795.32</b>	<b>3,468,695.26</b>	<b>812,122.89</b>	<b>47,845.21</b>	<b>843,181.96</b>	<b>249,950.00</b>
<b>Makawao-Pukalani-Kula Community Plan Area</b>							
OLD HAL HWY DW (MAK AVE-PUK ST							

**County of Maui**  
**Capital Improvement Projects Report (Excluding Department of Water Supply)**  
**As of 6/30/2021**

<b>13-907 Roads</b>	<b>Original Appropriation</b>	<b>Allotted To Date</b>	<b>Expenditure Prior Years</b>	<b>Expenditure Current Year</b>	<b>Amount Lapsed</b>	<b>Encumbrance</b>	<b>Allotment Balance</b>
HY19-302-390089: Lapse 12/31/19 CBS-3187 PUKALANI TERRACE SDV PAVE RECO	1,000,000.00	1,000,000.00	210,611.20	68,915.70	709,375.00	11,098.10	
HY19-302-390088: Lapse 12/31/19 CBS-3194 GO21-375-301252: Lapse 12/31/20 CBS-3194 GO20-374-301297: Lapse 12/31/20 CBS-3194	1,000,000.00 1,992,662.85 7,337.15	1,000,000.00 1,623,817.86 7,337.15	17,140.75 1,035,824.89 7,287.15	921,458.32 50.00	157.00	61,243.93 587,992.97	
KOKOMO RD PAVEMENT RECON GO18-373-356223: Lapse 12/31/15 CBS-2295 GRDRAIL/SHLDR IMPRV VAR LOC	46,387.51	45,549.81			45,549.81		
HY20-302-301394: Lapse 12/31/20 CBS-2774 MAK/MAKANI ROAD IMPROVEMENTS	266,000.00	266,000.00	1,796.76	60,656.74	195,523.24	8,023.26	
HY06-302-367010: Lapse 12/31/06 O HALEA HWY TRAFFIC SIG'L UPGR	600,000.00	600,000.00	408,741.59	7,000.00		184,258.41	
HY20-302-301390: Lapse 12/31/20 CBS-2771 HALEAKALA HWY INTERSECT IMPR	200,000.00	200,000.00	474.81	17,636.24	7,817.21	174,071.74	
GO18-373-345274: Lapse 12/31/14 ORD#4095 SH14-323-345410:	1,218,491.00 2,000,000.00	37,271.00 1,250,000.00	35,271.00	2,000.00			1,250,000.00
KOKOMO/MAK AVE PAVEMNT RECONST GOLAPS-350-378389: Lapse 12/31/17 CBS-2765	2,400,000.00	2,400,000.00	1,524,906.42	46.72	875,046.86		( )
KOKOMO RD/MAK AVE PVMNT PH2 DOT17-325-376740: #STP-STP-0900(0 86)	7,240,600.00	4,829,244.96	4,752,608.14				76,636.82
BALDWIN AVE RESURFACING DOT14-325-345403: #STP-STP-0390(0 01)	2,261,738.00	2,261,738.00	2,259,236.17				2,501.83
KAUPAKALUA RD PAVEMENT RECONS DOT18-325-389020: #STP-STP-0365(0 10)	4,600,000.00	4,212,290.64	3,187,869.98	509,973.21		512,992.99	1,454.46
	<b>24,833,216.51</b>	<b>19,733,249.42</b>	<b>12,405,943.97</b>	<b>2,623,561.82</b>	<b>1,833,469.12</b>	<b>1,539,681.40</b>	<b>1,330,593.11</b>
<b>Wailuku-Kahului Community Plan Area</b>							
KAM AVE @ MAUI LANI PRK INTER HY19-302-390099: Lapse 12/31/19 CBS-2787 GO21-375-390288: Lapse 12/31/19 CBS-2787 GO20-374-390299: Lapse 12/31/19 CBS-2787	610,000.00 1,159,980.06 1,705,019.94	610,000.00 972,957.19 1,705,019.94	68,981.61	377,600.00 972,957.19 1,636,038.33	232,400.00		
WAIALE RD IMP (KAOHU-WAIINU) GO21-375-390286: Lapse 12/31/19 CBS-1919	139,745.00	139,745.00		31,340.00		108,405.00	
C MAUI SIGNAL UPGRADE HY17-302-378402: Lapse 12/31/17 CBS-1945	270,000.00	270,000.00	148,600.00		21,200.00	100,200.00	
WAIALE RD EXTENSION GO22-376-310292: Lapse 12/31/21 CBS-1069	500,000.00						
WAKEA/KAMEHAMEHA INTRSEC IMPRV GO21-375-301269: Lapse 12/31/20 CBS-1916	250,000.00	246,600.00		93,615.47		152,984.53	
WAIALE RD IMP AT WAIINU ROAD HY19-302-390100: Lapse 12/31/19 CBS-1018 HY20-302-301410: Lapse 12/31/20 CBS-1018	300,000.00 100,000.00	300,000.00 100,000.00		44,772.00	5,384.00	255,228.00 94,616.00	
MILL STREET PVMNT RECONSTRUCT							

**County of Maui**  
**Capital Improvement Projects Report (Excluding Department of Water Supply)**  
**As of 6/30/2021**

<b>13-907 Roads</b>	<b>Original Appropriation</b>	<b>Alloted To Date</b>	<b>Expenditure Prior Years</b>	<b>Expenditure Current Year</b>	<b>Amount Lapsed</b>	<b>Encumbrance</b>	<b>Allotment Balance</b>
DOT21-325-310120: #STP-STP-3840(0 01) C MAUI SUB-AREA TRANS STUDY	4,300,000.00	4,300,000.00					4,300,000.00
GF20-301-301413: Lapse 12/31/20 CBS-5538 HANSEN RD PAVEMENT RECONS	100,000.00	100,000.00		1,834.06		98,165.94	
DOT15-325-356700: #STP-STP-3600(0 01) ONEHEE AVENUE IMPRVMT	3,500,000.00	3,919,875.20	3,827,052.65				92,822.55
GF20-301-301412: Lapse 12/31/20 CBS-5499 KAMEHAMEHA AVE PAVEMENT REHAB	100,000.00	100,000.00	38,283.00	61,717.00			
DOT13-325-337504: #STP-STP-0900 (079) PAVEMENT REHAB S MAUI ROADS	3,727,251.98	3,717,059.29	2,839,876.17			198,799.13	678,383.99
DOT18-325-389800: #STP-STP-0900(0 90) PAPA AVE COMPLETE STREETS IMPR	5,448,985.87	4,138,107.74	3,802,220.25				335,887.49
HY19-302-390101: Lapse 12/31/19 CBS-5024 LONO AVENUE EXTENSION	150,000.00	150,000.00	129,090.64	14,300.00		6,609.36	
HY19-302-390102: Lapse 12/31/19 CBS-5054	300,000.00	300,000.00	135,875.50		5,950.00	158,174.50	
	<b>22,660,982.85</b>	<b>21,069,364.36</b>	<b>10,989,979.82</b>	<b>3,234,174.05</b>	<b>264,934.00</b>	<b>1,173,182.46</b>	<b>5,407,094.03</b>
<b>Kihei-Makena Community Plan Area</b>							
S.KIHEI RD DW IMPR (PIIKEA-KU) HY19-302-390086: Lapse 12/31/19	200,000.00	200,000.00	73,123.00	52,965.00		73,912.00	
GO21-375-301294: Lapse 12/31/20 CBS-5485 NORTH SO COLLECTOR RD/NAMAUI	1,900,000.00	1,479,382.16		9,033.80		1,470,348.36	
HY14-302-345331: Lapse 12/31/14 CBS-1926 OHUKAI RD SDWLK IMPRV	250,000.00	250,000.00	221,503.78	28,496.22			
GO21-375-301295: Lapse 12/31/20 CBS-5492 KIHEI BIKEWAY PHASE 2	600,000.00	600,000.00		2,618.40		597,381.60	
PV16-329-367579: SO KIHEI RD PAVEMENT REHAB	46,531.00	46,531.00	727.87			45,803.13	
DOT14-325-345400: #STP-STP-3100(0 13) NS COLLECTOR ROAD (NAMAUI-KUL)	2,600,000.00	1,269,958.75	1,261,865.99				8,092.76
GO21-375-390285: Lapse 12/31/19 CBS-2309 GO21-375-301293: Lapse 12/31/20 CBS-2309	500,000.00	478,866.00		8,627.32		470,238.68	
BY21-304-310088: Lapse 12/31/21 CBS-2309 HY21-302-310089: Lapse 12/31/21 CBS-2309	1,000,000.00	970,740.00				970,740.00	
HY21-302-310088: Lapse 12/31/21 CBS-2309 S MAUI REGIONAL TRAFFIC	250,000.00	250,000.00				250,000.00	
HY21-302-310089: Lapse 12/31/21 CBS-2309 HY16-302-367184: Lapse 12/31/16 ORD#4284	500,000.00	500,000.00				398,856.00	101,144.00
HY16-302-367184: Lapse 12/31/16 ORD#4284 SO MAUI TRAFFIC MASTER PLAN	340,000.00	340,000.00	338,589.31	578.69	832.00		
DOT16-325-369503: #STP-SPR-0010(0 36) SOUTH KIHEI RD PAVEMENT REHAB		342,000.00	279,024.60	62,975.40			
DOT21-325-310115: #STP-STP-3100(0 16)	6,230,000.00	6,229,449.36					6,229,449.36
	<b>14,416,531.00</b>	<b>12,956,927.27</b>	<b>2,174,834.55</b>	<b>165,294.83</b>	<b>832.00</b>	<b>4,277,279.77</b>	<b>6,338,686.12</b>

**West Maui Community Plan Area**

**County of Maui**  
**Capital Improvement Projects Report (Excluding Department of Water Supply)**  
**As of 6/30/2021**

<b>13-907 Roads</b>	<b>Original Appropriation</b>	<b>Alloted To Date</b>	<b>Expenditure Prior Years</b>	<b>Expenditure Current Year</b>	<b>Amount Lapsed</b>	<b>Encumbrance</b>	<b>Allotment Balance</b>
WM ROADWAY IMPRV SVO GRANT PV16-329-367575:	1,700,000.00	1,700,000.00					1,700,000.00
WM ROADWAY IMPRV MTV GRANT PV15-329-356575:	715,000.00	715,000.00	89,360.00	78,540.00			547,100.00
FRONT STREET IMPROVEMENTS GO20-374-390266: Lapse 12/31/19 CBS-1946	730,798.43	730,798.43	688,761.71	42,036.72			
GO21-375-390273: Lapse 12/31/19 CBS-1946	620,781.57	620,781.57		102,172.39		518,609.18	
WM GREENWAY PILOT PRJ BY17-304-378406: Lapse 12/31/17 CBS-3240	300,000.00	300,000.00	153,844.38			146,155.62	
NAPILI 4/5 CULVERT L HONOAPI GO21-375-301232: Lapse 12/31/20 CBS-2315	2,567,614.59	1,476,085.55		1,154,061.87		322,023.68	
GO20-374-301256: Lapse 12/31/20 CBS-2315	1,342,385.41	1,342,385.41	612,716.26	729,669.15			
WEST MAUI DRAINLINE ASSESSMENT GO21-375-301234: Lapse 12/31/20 CBS-5514	28,403.02	28,403.02		28,403.02			
GO20-374-301257: Lapse 12/31/20 CBS-5514	471,596.98	471,596.98	418,326.49	53,270.49			
L HONOAPIILANI RD EROSION GO21-375-301238: Lapse 12/31/20 CBS-5509	539,990.00	148,670.00		148,670.00			
GO20-374-301258: Lapse 12/31/20 CBS-5509	60,010.00	60,010.00	30,570.00	29,440.00			
KAHANA NUI BRIDGE REPLCMNT GO21-375-301248: Lapse 12/31/20 CBS-1040	1,074,252.98	1,066,082.86		8,330.00		1,057,752.86	
	<b>10,150,832.98</b>	<b>8,659,813.82</b>	<b>1,993,578.84</b>	<b>2,374,593.64</b>	<b>0.00</b>	<b>2,044,541.34</b>	<b>2,247,100.00</b>
<b>Lanai Community Plan Area</b>							
SIXTH ST/LANAI AVE INTERSEC GO22-376-310290: Lapse 12/31/21 CBS-6058	150,000.00						
<b>Countywide</b>							
CW BIKEWAY IMPROVEMENTS BY14-304-345337: Lapse 12/31/14 CBS-1036	300,000.00	300,000.00	149,058.05	3,000.00	147,941.95		
BY16-304-367C31: Lapse 12/31/16 CBS-1036	150,000.00	150,000.00	56,021.21	16,499.92		77,478.87	
BY18-304-389C49: Lapse 12/31/18 CBS-1036	97,276.00	97,276.00	14,813.16		6,329.84	76,133.00	()
BY19-304-390C73: Lapse 12/31/19 CBS#1036	140,000.00	140,000.00	111,661.43	17,669.54	10,669.03		
BY20-304-301C80: Lapse 12/31/20 CBS-1036	387,208.00	387,208.00	99,229.89	101,771.98	36,385.93	149,820.20	
CW SIDEWALK IMPROVEMENTS HY13-302-331133: Lapse 12/31/13 CBS-1037	500,000.00	500,000.00	446,655.16		45,328.87	8,015.97	
HY17-302-378C76: Lapse 12/31/17 CBS-1037	500,000.00	500,000.00	272,401.56	222,979.21	4,619.23		
HY19-302-390C78: Lapse 12/31/19 CBS#1037	490,000.00	490,000.00	391,126.29	24,757.53	22,836.17	51,280.01	
HY20-302-301C85: Lapse 12/31/20 CBS-1037	745,000.00	745,000.00	24,560.00	40,940.71	245,058.23	434,441.06	
CW BRIDGE IMPROVEMENTS HY14-302-345332: Lapse 12/31/14 CBS-1031	295,000.00	295,000.00	150,402.76		418.70	144,178.54	()
HY16-302-367C22: Lapse 12/31/16 CBS-1031	370,000.00	370,000.00	213,743.50		122,129.50	34,127.00	
HY19-302-390C76: Lapse 12/31/19 CBS#1031	220,000.00	220,000.00	176,737.23	12,800.00	3,042.77	27,420.00	
HY20-302-301C83: Lapse 12/31/20 CBS-1031	600,000.00	600,000.00	103,836.35	130,744.21	109,756.11	255,663.33	
PAIA SCHOOL SAFE ROUTES TO SCH DOT19-325-390095: #STP-SRS-0900(0 91)	1,226,784.55	1,226,784.55	1,014,391.00			54,204.09	158,189.46

**County of Maui**  
**Capital Improvement Projects Report (Excluding Department of Water Supply)**  
**As of 6/30/2021**

<b>13-907 Roads</b>	<b>Original Appropriation</b>	<b>Alloted To Date</b>	<b>Expenditure Prior Years</b>	<b>Expenditure Current Year</b>	<b>Amount Lapsed</b>	<b>Encumbrance</b>	<b>Allotment Balance</b>
<b>CW SAFETY IMPROVEMENTS</b>							
HY13-302-331132: Lapse 12/31/13 CBS-1024	600,000.00	600,000.00	550,441.47		22,959.77	26,598.76	
HY17-302-378C75: Lapse 12/31/17 CBS-1024	600,000.00	600,000.00	493,956.21	1,218.92	104,824.87		
HY18-302-389C51: Lapse 12/31/18 CBS-1024	500,000.00	500,000.00	322,772.34		7,365.86	166,921.97	2,939.83
HY19-302-390C75: Lapse 12/31/19 CBS#1024	850,000.00	850,000.00	537,369.06	137,182.42	11,749.28	163,699.24	
HY20-302-301C82: Lapse 12/31/20 CBS-1024	1,060,000.00	1,060,000.00	16,220.00	327,341.85	284,316.01	432,122.14	
GF20-301-301C88: Lapse 12/31/20 CBS-1024	75,000.00	75,000.00	54,568.32	19,706.52	725.16		
<b>CW TRAFFIC/SAFETY PROGRAM</b>							
BY21-304-310C79: Lapse 12/31/21 CBS-6067	50,000.00	50,000.00		6,649.01		34,270.99	9,080.00
HY21-302-310C82: Lapse 12/31/21 CBS-6067	1,720,000.00	1,720,000.00		119,586.16		561,462.24	1,038,951.60
GF21-301-310C85: Lapse 12/31/21 CBS-6067	10,000.00	10,000.00		10,000.00			
<b>SURVEYING-MOLOKAI&amp;LANAI ROADS</b>							
HY20-302-301386: Lapse 12/31/20	100,000.00	100,000.00	92,267.00	7,733.00			
<b>2021 FLOODING EVENT RD/DRAINAG</b>							
21-101-310C06: Lapse 12/31/21 CBS-XXXX		9,000,000.00		533,272.44		8,102,972.22	363,755.34
<b>CW ROAD RESURFACING</b>							
HY12-302-327032: Lapse 12/31/12 CBS-1023	5,436,736.00	5,436,736.00	5,137,057.67	55,886.89	243,791.44		
HY14-302-345333: Lapse 12/31/14 CBS-1023	5,546,744.00	5,546,744.00	5,404,729.31		56,526.05	85,488.64	
HY16-302-367C24: Lapse 12/31/16 CBS-1023	5,718,028.00	5,718,028.00	5,014,183.15	20,513.80	670,633.75	2,000.34	10,696.96
HY17-302-378C74: Lapse 12/31/17 CBS-1023	5,634,267.00	5,634,267.00	4,742,405.38	43,091.65	320,778.76	527,991.21	
HY18-302-389C50: Lapse 12/31/18 CBS-1023	5,238,541.00	5,238,541.00	4,366,305.96	209,463.36	220,494.99	419,669.80	22,606.89
HY19-302-390C74: Lapse 12/31/19 CBS#1023	6,266,792.00	6,266,792.00	4,475,588.64	1,205,216.70	290,190.00	277,596.39	18,200.27
HY20-302-301C81: Lapse 12/31/20 CBS-1023	5,676,267.00	5,676,267.00	967,440.69	946,398.55	152,888.30	3,609,539.46	
GO22-376-310283: Lapse 12/31/21 CBS-1023	250,000.00						
HY21-302-310C81: Lapse 12/31/21 CBS-1023	6,250,000.00	6,250,000.00		786,103.18		3,912,605.11	1,551,291.71
<b>CW TRAFFIC CALMING PRG</b>							
HY17-302-378C77: Lapse 12/31/17 CBS-1035	200,000.00	200,000.00	190,116.96		9,883.04		()
HY19-302-390C77: Lapse 12/31/19 CBS#1035	350,000.00	350,000.00	279,578.34	37,100.00	33,321.66		
HY20-302-301C84: Lapse 12/31/20 CBS-1035	500,000.00	500,000.00	292.33	199,352.69	295,354.98	5,000.00	
<b>KEA ST PAVEMENT RECONSTRUCTION</b>							
DOT19-325-390710: #STP-STP-0900(0 93)	1,848,134.52	1,848,134.52	1,337,049.15	225,185.53		278,264.90	7,634.94
<b>GUARDRAIL/SHLDR HALIIMAILE RD</b>							
DOT20-325-300820: #STP-STP-A371(0 03)	281,415.02	281,415.02		241,137.39		32,093.06	8,184.57
<b>OLD HALEAKALA HWY TRAFFICE SIG</b>							
DOT20-325-300825: #STP-STP-0357(0 01)	510,256.00	510,255.89				495,318.16	14,937.73
<b>KAUPAKALUA RD PVMNT RECON PH-2</b>							
DOT19-325-390720: #STP-STP-0365(0 11)	5,850,521.72	4,642,153.77	346.18	3,413,404.27		1,168,007.14	60,396.18
<b>CW FEDERAL AID PROGRAM</b>							
GO20-374-390C72: Lapse 12/31/19 CBS#5022	649,645.62	649,645.62	633,076.55	16,569.07			
GO21-375-390C89: Lapse 12/31/19 CBS#5022	1,350,354.38	1,346,459.27		944,622.88		401,836.39	
GO20-374-310C84: Lapse 12/31/21 CBS-5022	140,364.75	140,364.75		16,363.88		124,000.87	
GO21-375-310C88: Lapse 12/31/21 CBS-5022	5,477,038.42	5,361,912.89		875,495.38		4,486,417.51	
GO22-376-315C88: Lapse 12/31/21 CBS-5022	5,414,596.83						
<b>SAFE ROUTES TO SCH PRG</b>							
SH18-323-389510:	225,000.00	92,955.73				92,955.73	

**County of Maui**  
**Capital Improvement Projects Report (Excluding Department of Water Supply)**  
**As of 6/30/2021**

<b>13-907 Roads</b>	<b>Original Appropriation</b>	<b>Alloted To Date</b>	<b>Expenditure Prior Years</b>	<b>Expenditure Current Year</b>	<b>Amount Lapsed</b>	<b>Encumbrance</b>	<b>Allotment Balance</b>
SH19-323-399510:	275,000.00	97,584.27				6,714.07	90,870.20
SH20-323-301510:	275,000.00	166,780.38					166,780.38
ASSESSMENT OF COM COASTAL RDS							
DOT20-325-300810: #STP-STP-0900(1 01)	560,000.00	527,268.00					527,268.00
KAHANA NUI BRIDGE REPLCMNT							
DOT20-325-300830: #STP-BR-3080(00 9)	4,345,007.00	4,354,007.00				4,216,892.72	137,114.28
C MAUI SUB-AREA TRANSPORT STUD							
DOT20-325-300835: #STP-SPR-0010(0 46)		400,000.00		7,336.21		392,663.79	
IOLANI/LOHA/MAKANI RD PVMNT							
DOT21-325-310100: #STP-STP-0900(0 99)	10,500,000.00	10,499,178.22		1,181,577.49		9,022,328.75	295,271.98
SOH OLD HALEAKALA HWY SDWLK							
SH19-323-399515:		3,000,000.00				1,962,628.00	1,037,372.00
CW BRIDGE/DRAINAGE PROGRAM							
HY21-302-310C80: Lapse 12/31/21 CBS-6069	2,850,000.00	2,850,000.00		446,405.12		782,705.81	1,620,889.07
	<b>99,205,977.81</b>	<b>104,171,758.88</b>	<b>37,840,402.30</b>	<b>12,605,077.46</b>	<b>3,480,320.25</b>	<b>43,103,527.48</b>	<b>7,142,431.39</b>
<b>TOTAL Roads</b>	<b>187,498,527.62</b>	<b>178,488,634.98</b>	<b>69,669,165.50</b>	<b>22,373,204.09</b>	<b>6,091,583.65</b>	<b>57,638,827.09</b>	<b>22,715,854.65</b>

**County of Maui**  
**Capital Improvement Projects Report (Excluding Department of Water Supply)**  
**As of 6/30/2021**

<b>13-908 Solid Waste Facilities</b>	<b>Original Appropriation</b>	<b>Allotted To Date</b>	<b>Expenditure Prior Years</b>	<b>Expenditure Current Year</b>	<b>Amount Lapsed</b>	<b>Encumbrance</b>	<b>Allotment Balance</b>
<b>Hana Community Plan Area</b>							
HANA LF OFFICE TRAILER/PV EXP							
GO21-375-301205: Lapse 12/31/20 CBS-5504	25,000.00	24,997.00		24,997.00			
GO22-376-310209: Lapse 12/31/21 CBS-5504	275,000.00						
	<b>300,000.00</b>	<b>24,997.00</b>	<b>0.00</b>	<b>24,997.00</b>	<b>0.00</b>	<b>0.00</b>	<b>0.00</b>
<b>Wailuku-Kahului Community Plan Area</b>							
CML SYS CTRL/DATA ACQUISTN							
SW17-305-378315: Lapse 12/31/17 CBS-1901	80,000.00	80,000.00	62,386.63		17,613.37		
CML SYS CONTROL & DATA ACQ							
SW19-305-390024: Lapse 12/31/19 CBS-3181	300,000.00	300,000.00	37,353.09	189,997.10	30,160.00	42,489.81	
CML PHASE V-B EXTENSION							
SH/LN-341-389714: Lapse 12/31/18 CBS-1095	3,625,000.00	3,625,000.00	3,618,243.45		6,756.55		
GO21-375-301216: Lapse 12/31/20 CBS-5495	650,000.00	650,000.00		28,221.00		621,779.00	
GO21-375-310222: Lapse 12/31/21 CBS-1095	137,963.00	137,963.00		24,554.40		113,408.60	
GO22-376-315222: Lapse 12/31/21 CBS-1095	2,012,037.00						
WAIKAPU LF SITE RESTORATN							
SW18-305-389713: Lapse 12/31/18 CBS-2724	860,000.00	860,000.00	837,231.58	14,710.00	12.72	8,045.70	
CML PHASE III							
GO20-374-390222: Lapse 12/31/19 CBS-5019	250,000.00	250,000.00	249,991.80	8.20			
CENTRAL MAUI LF EXPANSION							
GO20-374-301214: Lapse 12/31/20 CBS-5019	29,761.50	29,761.50		29,761.50			
GO21-375-301226: Lapse 12/31/20 CBS-5019	12,470,238.50	8,696,467.75		5,294,286.31		3,402,181.44	
GO21-375-310225: Lapse 12/31/21 CBS-5019	249,999.04	249,999.04		53,272.74		196,726.30	
GO22-376-315225: Lapse 12/31/21 CBS-5019	.96						
CML OPERATIONS FACILITIES							
GO21-375-310224: Lapse 12/31/21 CBS-2721	400,000.00	400,000.00				400,000.00	
CML LAND PURCHASE							
GO21-375-390246: Lapse 12/31/19 CBS-3567	248,552.09	248,552.09				248,552.09	
GO21-375-301215: Lapse 12/31/20 CBS-3567	2,000,000.00	1,994,910.00		1,695,000.00		299,910.00	
CML PHASES IV&V FINAL CLOSURE							
GO21-375-310223: Lapse 12/31/21 CBS-1099	324,950.00	324,950.00		77,136.00		247,814.00	
GO22-376-315223: Lapse 12/31/21 CBS-1099	50.00						
CML EXT PRIMARY LITTER SCRDRN							
GO21-375-301217: Lapse 12/31/20 CBS-5494	500,000.00	500,000.00		122,380.30		377,619.70	
CML STORAGE FAC/INFRASTRUCTURE							
GO21-375-301218: Lapse 12/31/20 CBS-3577	300,000.00	300,000.00		20,776.50		279,223.50	
CML CUSTOMER DROP-OFF AREA							
GO21-375-301219: Lapse 12/31/20 CBS-5493	67,000.00	67,000.00		67,000.00			
SW20-305-301321: Lapse 12/31/20 CBS-5493	33,000.00	33,000.00		32,277.00	723.00		
GO21-375-310226: Lapse 12/31/21 CBS-5493	99,770.50	99,770.50		27,000.00		72,770.50	
GO22-376-315226: Lapse 12/31/21 CBS-5493	150,229.50						
CML ENTRANCE FAC TRAFFIC IMPR							

**County of Maui**  
**Capital Improvement Projects Report (Excluding Department of Water Supply)**  
**As of 6/30/2021**

	Original Appropriation	Alloted To Date	Expenditure Prior Years	Expenditure Current Year	Amount Lapsed	Encumbrance	Allotment Balance
<b>13-908 Solid Waste Facilities</b>							
GO21-375-301220: Lapse 12/31/20 CBS-5502	50,000.00	50,000.00		50,000.00			
GO21-375-310227: Lapse 12/31/21 CBS-5502	99,770.50	99,770.50				99,770.50	
GO22-376-315227: Lapse 12/31/21 CBS-5502	50,229.50						
	<b>24,988,552.09</b>	<b>18,997,144.38</b>	<b>4,805,206.55</b>	<b>7,726,381.05</b>	<b>55,265.64</b>	<b>6,410,291.14</b>	<b>0.00</b>
<b>West Maui Community Plan Area</b>							
OLOWALU LF SITE RESTORATION							
SW18-305-389717: Lapse 12/31/18 CBS-2725	950,000.00	950,000.00	850,340.31		40.72	99,618.97	
<b>Molokai Community Plan Area</b>							
KALAMAULA LF SITE RESTORATION							
SW18-305-389708: Lapse 12/31/18 CBS-2727	230,000.00	230,000.00	117,151.00		1,429.00	111,420.00	
MOLOKAI LF PHASE V							
SW19-305-390016: Lapse 12/31/19 CBS-4606	300,000.00	300,000.00	266,147.21	33,571.50	263.50	17.79	
GO21-375-310218: Lapse 12/31/21 CBS-4606	232,195.00	232,195.00				232,195.00	
GO22-376-315218: Lapse 12/31/21 CBS-4606	4,767,805.00						
MOLOKAI LF-ENVTL ASSESSMNT							
SW17-305-378313: Lapse 12/31/17 CBS-3184	160,000.00	160,000.00	150,910.00		9,090.00		
	<b>5,690,000.00</b>	<b>922,195.00</b>	<b>534,208.21</b>	<b>33,571.50</b>	<b>10,782.50</b>	<b>343,632.79</b>	<b>0.00</b>
<b>Countywide</b>							
INTEGRATED SW MGT PLAN UPDTE							
SW20-305-301301: Lapse 12/31/20 CBS-3565	200,000.00	200,000.00		41,275.00		158,725.00	
ENV'TAL COMP SYS DSGN/CTNS							
SW17-305-378302: Lapse 12/31/17 CBS-3182	250,000.00	250,000.00	249,753.00		247.00		
SW20-305-301C00: Lapse 12/31/20 CBS-3182	500,000.00	500,000.00	30,068.86		135,831.73	334,099.41	
SW21-305-310C00: Lapse 12/31/21 CBS-3182	500,000.00	500,000.00				234,095.65	265,904.35
	<b>1,450,000.00</b>	<b>1,450,000.00</b>	<b>279,821.86</b>	<b>41,275.00</b>	<b>136,078.73</b>	<b>726,920.06</b>	<b>265,904.35</b>
<b>TOTAL Solid Waste Facilities</b>	<b>33,378,552.09</b>	<b>22,344,336.38</b>	<b>6,469,576.93</b>	<b>7,826,224.55</b>	<b>202,167.59</b>	<b>7,580,462.96</b>	<b>265,904.35</b>

**County of Maui**  
**Capital Improvement Projects Report (Excluding Department of Water Supply)**  
**As of 6/30/2021**

<b>13-909 Wastewater Facilities</b>	<b>Original Appropriation</b>	<b>Alloted To Date</b>	<b>Expenditure Prior Years</b>	<b>Expenditure Current Year</b>	<b>Amount Lapsed</b>	<b>Encumbrance</b>	<b>Allotment Balance</b>
<b>Hana Community Plan Area</b>							
HELENE HALL SEPTIC IMPRV WM19-303-390009: Lapse 12/31/19	245,000.00	245,000.00	195,831.25	49,168.75			
<b>Pala-Haiku Community Plan Area</b>							
KUAU NO.4 FM REPLACEMENT WM20-303-301312: Lapse 12/31/20 CBS-1184	540,000.00	540,000.00		205,575.75	164,173.51	170,250.74	
SPRECKLESVILLE FM REPLACEMENT GO21-375-310221: Lapse 12/31/21 CBS-4588	346,520.00	346,520.00				346,520.00	
GO22-376-315221: Lapse 12/31/21 CBS-4588	13,480.00						
KUAU NO.1 FM REPLACEMENT GO22-376-310219: Lapse 12/31/21 CBS-1955	500,000.00						
KUAU NO.2 FM REPLACEMENT GO22-376-310220: Lapse 12/31/21 CBS-1964	500,000.00						
	<b>1,900,000.00</b>	<b>886,520.00</b>	<b>0.00</b>	<b>205,575.75</b>	<b>164,173.51</b>	<b>516,770.74</b>	<b>0.00</b>
<b>Wailuku-Kahului Community Plan Area</b>							
EPA SEWER REHABILITATION							
WM17-303-378317: Lapse 12/31/17 CBS-1131	1,000,000.00	1,000,000.00	998,585.69			1,414.31	
WM18-303-389715: Lapse 12/31/18 CBS-1131	1,000,000.00	1,000,000.00				1,000,000.00	
WM19-303-390025: Lapse 12/31/19 CBS-1131	2,000,000.00	2,000,000.00	240,540.00	77,733.19	90,992.50	1,590,734.31	
WM20-303-301324: Lapse 12/31/20 CBS-1131	4,000,000.00	4,000,000.00		77,023.00	3,728,800.00	194,177.00	
GO21-375-310229: Lapse 12/31/21 CBS-1131	137,800.00	137,800.00		29,016.00		108,784.00	
GO22-376-315229: Lapse 12/31/21 CBS-1131	1,862,200.00						
WAI-KAH WWRF EMERG EFFL FM WM19-303-390026: Lapse 12/31/19 CBS-5035	450,000.00	450,000.00		368,000.00	82,000.00		
WAIKO RD SUBDIV SEWER SYSTEM GO21-375-310230: Lapse 12/31/21 CBS-1158	500,000.00	500,000.00		8,321.00		491,679.00	
WAI-KAH RECYCLED WTR FM WM18-303-389716: Lapse 12/31/18 CBS-1171	500,000.00	500,000.00	112,693.56	73,050.70	43.00	314,212.74	
GO21-375-301223: Lapse 12/31/20 CBS-1171	500,000.00	494,640.00				494,640.00	
GO22-376-310231: Lapse 12/31/21 CBS-1171	750,000.00						
C MAUI REGIONAL WWRF/WAIKAPU GO21-375-310228: Lapse 12/31/21 CBS-3206	46,310.12	46,310.12		926.50		45,383.62	
GO22-376-315228: Lapse 12/31/21 CBS-3206	1,953,689.88						
LOWER MAIN ST SEWER UPGRD GO21-375-301222: Lapse 12/31/20 CBS-5547	2,500,000.00	1,625,000.00		739,926.76		885,073.24	
WAI-KAH SOIL AQUIFER TRTMNT WM20-303-301326: Lapse 12/31/20 CBS-5033	1,350,000.00	1,350,000.00		56,344.06	350,000.00	943,655.94	
WAI-KAH RECYCLED WTR PS WM20-303-301327: Lapse 12/31/20 CBS-5034	600,000.00	600,000.00		8,409.57		591,590.43	
	<b>19,150,000.00</b>	<b>13,703,750.12</b>	<b>1,351,819.25</b>	<b>1,438,750.78</b>	<b>4,251,835.50</b>	<b>6,661,344.59</b>	<b>0.00</b>
<b>Kihei-Makena Community Plan Area</b>							

**County of Maui**  
**Capital Improvement Projects Report (Excluding Department of Water Supply)**  
**As of 6/30/2021**

<b>13-909 Wastewater Facilities</b>	<b>Original Appropriation</b>	<b>Alloted To Date</b>	<b>Expenditure Prior Years</b>	<b>Expenditure Current Year</b>	<b>Amount Lapsed</b>	<b>Encumbrance</b>	<b>Allotment Balance</b>
KIHEI #16 PS REHAB/FM REPLC							
SH/LN-341-378407: Lapse 12/31/17	1,010,000.00	1,010,000.00	1,008,008.37	1,234.63	757.00		
SH/LN-341-310015: Lapse 12/31/21 CBS-1152	2,000,000.00	2,000,000.00		2,000,000.00			
SM RECYCLED WATER SYS EXP							
WM18-303-389706: Lapse 12/31/18 CBS-1160	2,750,000.00	2,750,000.00	1,982,138.97	752,587.03		15,274.00	
KENOLIO/KOKI SEWER REHAB							
WM19-303-390011: Lapse 12/31/19 CBS-3196	800,000.00	800,000.00	394,560.43	227,439.34	178,000.23		
KIHEI NO.7 FM REPLACE							
WM19-303-390012: Lapse 12/31/19 CBS-2322	150,000.00	150,000.00	77,106.76	31,044.05	1,220.93	40,628.26	
SH/LN-341-310016: Lapse 12/31/21 CBS-2322	1,800,000.00	1,800,000.00					1,800,000.00
KIHEI NO.4 FM REPLACEMENT							
GO21-375-310213: Lapse 12/31/21 CBS-3564	300,000.00	300,000.00				300,000.00	
KIHEI LAND APPLICATION SYSTEM							
GO22-376-310214: Lapse 12/31/21 CBS-5520	1,000,000.00						
KIHEI NO.8 FM REPLACEMENT							
WM19-303-390013: Lapse 12/31/19 CBS-3197	200,000.00	200,000.00	108,553.10	52,929.53	786.75	37,730.62	
SH/LN-341-310017: Lapse 12/31/21 CBS-3197	2,400,000.00	2,400,000.00				11,290.67	2,388,709.33
LILLOA DRD RECYCLED WATER LINE							
WM19-303-390014: Lapse 12/31/19 CBS-5030	500,000.00	500,000.00		136,108.00	363,892.00		
GO22-376-310212: Lapse 12/31/21 CBS-5030	1,000,000.00						
KIHEI WWRF GRIT SYS REPLACE							
SH/LN-341-390015: Lapse 12/31/19 CBS-5026	6,500,000.00	6,500,000.00	75,237.00	105,749.98	5,900,009.00	419,004.02	
KIHEI-MAKENA SEWER EXP							
GO20-374-301209: Lapse 12/31/20 CBS-2321	151,221.26	151,221.26	98,791.00	52,430.26			
GO21-375-301224: Lapse 12/31/20 CBS-2321	848,778.74	435,757.80		295,181.41		140,576.39	
GO22-376-310211: Lapse 12/31/21 CBS-6064	3,600,000.00						
KIHEI IN-PLANT/EFFLUENT PS UPG							
WM20-303-301306: Lapse 12/31/20 CBS-5029	750,000.00	750,000.00	77,646.47	258,690.47		413,663.06	
GO22-376-310210: Lapse 12/31/21 CBS-5029	1,500,000.00						
KIHEI NO.3 FM REPLCMNT							
WM20-303-301307: Lapse 12/31/20 CBS-3563	480,000.00	480,000.00		101,660.13	717.00	377,622.87	
KIHEI WWPS NO.9 MODI/UPGRD							
WM20-303-301308: Lapse 12/31/20 CBS-5028	200,000.00	200,000.00	54,701.00	145,299.00			
NORTH KIEHI MAUKA TRANS							
WM19-303-390010: Lapse 12/31/19 CBS-2321	1,500,000.00	1,500,000.00	89,331.00	86,373.31	3,356.00	1,320,939.69	
	<b>29,440,000.00</b>	<b>21,926,979.06</b>	<b>3,966,074.10</b>	<b>4,246,727.14</b>	<b>6,448,738.91</b>	<b>3,076,729.58</b>	<b>4,188,709.33</b>
<b>West Maui Community Plan Area</b>							
NAPILI #5&6 FM REPLACEMENTS							
WM15-303-356470: Lapse 12/31/15 CBS-1162	300,000.00	300,000.00	247,778.98	6,540.53		45,680.49	
GO21-375-310235: Lapse 12/31/21 CBS-1162	999,999.24	999,999.24				999,999.24	
GO22-376-315235: Lapse 12/31/21 CBS-1162	.76						
NAPILI #3 FM REPLCMNT							

**County of Maui**  
**Capital Improvement Projects Report (Excluding Department of Water Supply)**  
**As of 6/30/2021**

<b>13-909 Wastewater Facilities</b>	<b>Original Appropriation</b>	<b>Allotted To Date</b>	<b>Expenditure Prior Years</b>	<b>Expenditure Current Year</b>	<b>Amount Lapsed</b>	<b>Encumbrance</b>	<b>Allotment Balance</b>
WM17-303-378321: Lapse 12/31/17 CBS-1161	200,000.00	200,000.00	135,329.09	64,670.91			
SH/LN-341-390029: Lapse 12/31/19 CBS-1161	1,800,000.00	1,800,000.00		1,453,598.70	52,580.00	293,821.30	
<b>NAPILI #4 FM REPLCMENT</b>							
WM17-303-378322: Lapse 12/31/17 CBS-1174	200,000.00	200,000.00	134,931.93				65,068.07
SH/LN-341-390030: Lapse 12/31/19 CBS-1174	1,800,000.00	1,800,000.00			468,559.00	1,331,441.00	
<b>NAPILI WWPS #5 MODIFICATIONS</b>							
WM18-303-389718: Lapse 12/31/18 CBS-1181	2,300,000.00	2,300,000.00	123,412.39	1,983,774.61	192,813.00		
<b>NAPILI WWPS #6 MODIFICATIONS</b>							
WM18-303-389719: Lapse 12/31/18 CBS-1182	2,300,000.00	2,300,000.00		1,675,573.04	192,813.00	431,613.96	
<b>NAPILI WWPS NO.3 MODI</b>							
WM20-303-301329: Lapse 12/31/20 CBS-1179	400,000.00	400,000.00		77,039.59		322,960.41	
<b>LAHAINA WWRF R-1 PROCESS EXP</b>							
WM20-303-301330: Lapse 12/31/20 CBS-3576	700,000.00	700,000.00		257,767.00	26.18	442,206.82	
<b>KAANAPALI RESORT R-1 WATER DIS</b>							
WM14-303-345374: Lapse 12/31/14 CBS-1952	700,000.00	700,000.00	31,360.00			668,640.00	
<b>NAPILI NO.2 FM REPLACEMENT</b>							
GO21-375-310234: Lapse 12/31/21 CBS-1168	149,988.00	149,988.00				149,988.00	
GO22-376-315234: Lapse 12/31/21 CBS-1168	12.00						
<b>WEST MAUI RECYCLED WATER PROJ</b>							
ARRA13-327-331183: C150054-23	3,500,000.00	3,500,000.00	3,205,090.33		131,612.00		163,297.67
WM14-303-345377: Lapse 12/31/14 CBS-1124	50,000.00	50,000.00			325.00	49,675.00	
WM16-303-367161: Lapse 12/31/16 CBS-1124	1,360,000.00	1,360,000.00		568,534.80	667,434.00	124,031.20	
GO21-375-301228: Lapse 12/31/20 CBS-1124	1,500,000.00	1,434,522.00				1,434,522.00	
GO21-375-310232: Lapse 12/31/21 CBS-1124	622,460.00	622,460.00		622,460.00			
GO22-376-315232: Lapse 12/31/21 CBS-1124	9,377,540.00						
<b>LAHAINA WWRF PRIMARY ELECTRICA</b>							
WM18-303-389746: Lapse 12/31/18 ORD#4808	2,423,472.00	2,423,472.00	168,559.00	1,739,775.69		515,137.31	
<b>NAPILI WWPS #2 MODIFICATIONS</b>							
GO21-375-310236: Lapse 12/31/21 CBS-1178	393,244.00	393,244.00		33,257.95		359,986.05	
GO22-376-315236: Lapse 12/31/21 CBS-1178	6,756.00						
<b>NAPILI WWPS #4 MODIFICATIONS</b>							
WM19-303-390028: Lapse 12/31/19 CBS-1180	400,000.00	400,000.00	255,051.00	49,567.60		95,381.40	
SH/LN-341-310038: Lapse 12/31/21 CBS-1180	4,600,000.00	4,600,000.00					4,600,000.00
<b>LAHAINA WWRF MODFCTN STAGE 1A</b>							
GO08-367-369201: Lapse 12/31/06	1,000,000.00	1,000,000.00	891,829.00		108,171.00		
SH/LN-341-310037: Lapse 12/31/21 CBS-1144	3,400,000.00	3,400,000.00		3,399,694.79			305.21
<b>LAHAINA WWRF ER GENERATOR RPLC</b>							
WM20-303-301331: Lapse 12/31/20 CBS-5548	200,000.00	200,000.00				200,000.00	
<b>SOH HEMA - LAHAINA WWRF</b>							
20-322-301361: Lapse 12/31/20 CBS-5548	800,000.00	633,750.00				633,750.00	
<b>W MAUI EPA COMPL SEWER REHAB</b>							
GO21-375-310233: Lapse 12/31/21 CBS-1146	123,468.42	123,468.42		29,257.03		94,211.39	
GO22-376-315233: Lapse 12/31/21 CBS-1146	76,531.58						

**County of Maui**  
**Capital Improvement Projects Report (Excluding Department of Water Supply)**  
**As of 6/30/2021**

<b>13-909 Wastewater Facilities</b>	<b>Original Appropriation</b>	<b>Alloted To Date</b>	<b>Expenditure Prior Years</b>	<b>Expenditure Current Year</b>	<b>Amount Lapsed</b>	<b>Encumbrance</b>	<b>Allotment Balance</b>
	<b>41,683,472.00</b>	<b>31,990,903.66</b>	<b>5,193,341.72</b>	<b>11,961,512.24</b>	<b>1,814,333.18</b>	<b>8,258,113.64</b>	<b>4,763,602.88</b>
<b>Countywide</b>							
CW EPA DECREE COMPLIANCE PRJ							
WM14-303-345378: Lapse 12/31/14 CBS-1132	750,000.00	750,000.00	680,005.00		40,500.00	29,495.00	
WM15-303-356C73: Lapse 12/31/15 CBS-1132	1,080,000.00	1,080,000.00	908,646.19		156,394.86	14,958.95	
WM17-303-378C03: Lapse 12/31/17 CBS-1132	500,000.00	500,000.00	411,414.41			88,585.59	
WM18-303-389C01: Lapse 12/31/18 CBS-1132	500,000.00	500,000.00				500,000.00	
WM20-303-301C04: Lapse 12/31/20 CBS-1132	500,000.00	500,000.00			3,279.00	496,721.00	
WM21-303-310C03: Lapse 12/31/21 CBS-1132	500,000.00	500,000.00					500,000.00
KIHEI WWRF CENTRAL LAB TRAILER							
GO22-376-310205: Lapse 12/31/21 CBS-1119	1,000,000.00						
CW WET WELL REHABILITATION							
WM15-303-356C76: Lapse 12/31/15 CBS-1126	1,000,000.00	1,000,000.00	447,148.36		552,851.64		
CW EPA DECREE WW RECL RENOV							
WM16-303-367C63: Lapse 12/31/16 CBS-1119	2,000,000.00	2,000,000.00	1,785,539.72	27,023.48	44,388.88	108,026.68	35,021.24
WM17-303-378C04: Lapse 12/31/17 CBS-1119	1,600,000.00	1,600,000.00	1,524,274.97	56,440.03		19,285.00	
CW WW SYSTEM MODIFICATIONS							
WM15-303-356C75: Lapse 12/31/15 CBS-1128	1,000,000.00	1,000,000.00	927,977.97	62,717.65	.33	9,304.05	
WM16-303-367C65: Lapse 12/31/16 CBS-1128	500,000.00	500,000.00	480,964.69			19,035.31	
WM17-303-378C06: Lapse 12/31/17 CBS-1128	500,000.00	500,000.00	407,777.96	16,985.70	36,632.04	38,604.30	
WM18-303-389C03: Lapse 12/31/18 CBS-1128	1,000,000.00	1,000,000.00	547,272.39	324,547.45	5,270.00	122,910.16	
WM19-303-390C04: Lapse 12/31/19 CBS#1128	1,000,000.00	1,000,000.00	679,781.95	135,286.88	122,971.01	61,960.16	
WM20-303-301C03: Lapse 12/31/20 CBS-1128	1,000,000.00	1,000,000.00	289,305.16	77,297.15	199,642.46	433,755.23	
WM21-303-310C02: Lapse 12/31/21 CBS-1128	1,000,000.00	1,000,000.00		901,595.91		74,287.00	24,117.09
CW WW RTU UPGRADES							
WM19-303-390C07: Lapse 12/31/19 CBS#5040	2,000,000.00	2,000,000.00	333,116.30	1,047,226.70	486,420.00	133,237.00	
WM21-303-310C04: Lapse 12/31/21 CBS-5040	1,600,000.00	1,600,000.00				494,620.00	1,105,380.00
CW EPA COMPLIANCE WWRF							
WM18-303-389C02: Lapse 12/31/18 CBS-1119	2,000,000.00	2,000,000.00	1,653,200.21	206,790.93	139,260.33	748.53	
WM19-303-390C03: Lapse 12/31/19 CBS#1119	2,000,000.00	2,000,000.00	899,604.00	446,059.00	654,337.00		
WM20-303-301C02: Lapse 12/31/20 CBS-3182	1,500,000.00	1,500,000.00	284,743.33	715,038.78	185,763.63	314,454.26	
WM21-303-310C01: Lapse 12/31/21 CBS-1119	1,000,000.00	1,000,000.00		245,413.43		133,558.57	621,028.00
WWRF RENO DEWATERING TECHNO							
GO21-375-310206: Lapse 12/31/21 CBS-1119	150,000.00	150,000.00				150,000.00	
KIHEI WWRF STORAGE/MAIN FAC							
GO22-376-310207: Lapse 12/31/21 CBS-1119	300,000.00						
WWRF RENOVATIONS AERATION BSN							
GO21-375-310208: Lapse 12/31/21 CBS-1119	507,939.00	507,939.00		38,868.20		469,070.80	
GO22-376-315208: Lapse 12/31/21 CBS-1119	42,061.00						
	<b>26,530,000.00</b>	<b>25,187,939.00</b>	<b>12,260,772.61</b>	<b>4,301,291.29</b>	<b>2,627,711.18</b>	<b>3,712,617.59</b>	<b>2,285,546.33</b>
<b>TOTAL Wastewater Facilities</b>	<b>118,948,472.00</b>	<b>93,941,091.84</b>	<b>22,967,838.93</b>	<b>22,203,025.95</b>	<b>15,306,792.28</b>	<b>22,225,576.14</b>	<b>11,237,858.54</b>

**County of Maui**  
**Capital Improvement Projects Report (Excluding Department of Water Supply)**  
**As of 6/30/2021**

<u>13-909 Wastewater Facilities</u>	<u>Original Appropriation</u>	<u>Alloted To Date</u>	<u>Expenditure Prior Years</u>	<u>Expenditure Current Year</u>	<u>Amount Lapsed</u>	<u>Encumbrance</u>	<u>Allotment Balance</u>
<b>TOTAL CAPITAL PROJECTS FUND</b>	586,897,432.41	498,139,879.65	166,324,075.99	98,092,610.06	32,445,442.68	154,091,338.78	47,186,412.14

**Countywide Capital Improvement Projects  
as of June 30, 2021**

Project Number	Index Code	Project Title	Appropriation	Actual Expenditure	Encumbrance	Contract Number	Description
CBS-3182	310000	Environmental Compliance System Design/Construction	\$ 500,000.00				
		Environmental Compliance System Catchall			\$ 65,000.00	●C7131	Integrated Solid Waste Management Plan Update
	315307	Environmental Compliance CML Litter Fence			\$ 125,875.00	●C7274	CML Extension of Primary Litter Screen and Drainage Improvements
	315327	Environmental Compliance CML PH IIIA			\$ 43,220.65	●C7248	CML Landfill Ph IIIA Construction
	<b>Total</b>		<b>\$ 500,000.00</b>	<b>\$ -</b>	<b>\$ 234,095.65</b>		
CBS-1119	310001	CW EPA Compliance WWRF Renovation Projects	\$ 1,000,000.00				
		CW EPA Compliance Lahaina WWRF STG1		\$ 178,327.45	\$ 45,672.55	●C5954	Lahaina WWRF Modifications Stage 1A Project
	315302	CW EPA Compliance WRF Catchall		\$ 67,085.98	\$ 87,886.02	●C7361	Dewatering Technologies Preliminary Engineering Report
	<b>Total</b>		<b>\$ 1,000,000.00</b>	<b>\$ 245,413.43</b>	<b>\$ 133,558.57</b>		
CBS-1128	310002	CW WW System Modifications	\$ 1,000,000.00				
		315165 CW WW System Kihei WWRF RTU Upgrades		\$ 338,719.00		●C6206	SCADA Server and RTU Upgrade
	315168 CW WW System Miscellaneous Electrical		\$ 238,673.00		●C6917	Miscellaneous Electrical Projects	
	315169 CW WW System Helene Hall Septic System		\$ 16,046.00		●C6794	Helene Hall Septic System Improvements	
	315171 CW WW System Kihei WWPS #9			\$ 51,830.00	●C7013	Kihei WWPS #9 Modifications	
	315176 CW WW System Wailuku/Kahului WWRF		\$ 23,260.43		●C6952	Wailuku-Kahului Pond Effluent Force Main Replacement	
	315177 CW WW System N Kihei Mauka			\$ 4,519.00	●C6981	North Kihei Mauka Transmission System Underground Utilities	
	315196 CW WW System Old Lahaina WWPS		\$ 284,897.48		●C6206 ●C6657	SCADA Server & RTU Upgrade Project Old Lahaina WWPS No 1. Decommission	
	315347 CW WW System W-K WWRF RTU Upgrades			\$ 17,938.00	●C6966	Electrical Work for Wailuku-Kahului WWRF RTU Upgrade	
<b>Total</b>		<b>\$ 1,000,000.00</b>	<b>\$ 901,595.91</b>	<b>\$ 74,287.00</b>			
CBS-1132	310003	CW EPA Compliance Project	\$ 500,000.00				
<b>Total</b>		<b>\$ 500,000.00</b>	<b>\$ -</b>	<b>\$ -</b>			
CBS-5040	310004	CW Wastewater RTU Upgrades	\$ 1,600,000.00				
		315343 CW WW RTU Napili 5/6 PS Renovation			\$ 494,620.00	●C6414	Napili WWPS No 5 & 6 Modifications and Force Main Replacements
<b>Total</b>		<b>\$ 1,600,000.00</b>	<b>\$ -</b>	<b>\$ 494,620.00</b>			
CBS-1003	310047	CW Fire Facilities	\$ 200,000.00				

**Countywide Capital Improvement Projects  
as of June 30, 2021**

Project Number	Index Code	Project Title	Appropriation	Actual Expenditure	Encumbrance	Contract Number	Description
	315198	CW Fire Facilities Wailuku Restroom			\$ 70,311.96	●C7281	Wailuku Fire Station Restroom Renovations
	315316	CW Fire Facilities Lahaina Fire Station		\$ 5,197.88		●PO407545	Fire Station Kitchen Sewer Line Repairs
		CW Fire Facilities Kihei Fire Station		\$ 9,531.24	\$ 24,490.00	●CC Charges	Supplies & Building Materials.
	315326	Renovation				●PO411240	Remove Approx 700 Sq. Ft Existing Roof
	<b>Total</b>		<b>\$ 200,000.00</b>	<b>\$ 14,729.12</b>	<b>\$ 94,801.96</b>		
CBS-1117	310052	CW Parks ADA Improvements	\$ 250,000.00				
	315164	CW Parks ADA Wailuku Heights Park		\$ 54,418.16	\$ -	●C6925	Wailuku Heights Park Playground
	315180	CW Parks ADA Hana CC Building		\$ 1,620.00	\$ 44,142.00	●C7251	Hana Community Center Building Parking Improvements
	315309	CW Parks ADA Iron Maehara Stadium			\$ 6,634.92	●C6393	Iron Maehara Stadium Improvements
	315333	CW Parks ADA Hanakao'o Beach Park			\$ 99.05	●C6654	Hanakao'o Beach Parking Improvements
	<b>Total</b>		<b>\$ 250,000.00</b>	<b>\$ 56,038.16</b>	<b>\$ 50,875.97</b>		
CBS-4581	310053	CW Park Facilities	\$ 300,000.00				
	315166	CW Parks Facilities Haiku Comm Center		\$ 88,286.30	\$ 24,000.36	●C6938	Haiku Community Center Restroom & Kitchen Improvements
	315186	CW Parks Facilities Hannibal Tavares Comm Center			\$ 1,804.67	●C6840	Hannibal Tavares Community Center Re-roofing & Repairs
	315194	CW Parks Facilities Kahului District Maintenance			\$ 151,738.67	●C7264	District Maintenance Operations Building
	315324	CW Parks Facilities War Memorial Paving			\$ 30,125.87	●C6975	War Memorial Complex Paving Improvements
	315335	CW Parks Facilities Lanai Gym Improvements			\$ 2,000.00	●C7363	Lanai Gym Building Improvements
	<b>Total</b>		<b>\$ 300,000.00</b>	<b>\$ 88,286.30</b>	<b>\$ 209,669.57</b>		
CBS-6070	310077	CW Facility Maintenance Program	\$ 2,475,000.00				
	315160	CW Facility Maintenance Fuel Tank Replacement			\$ 388,252.14		
	315167	CW Facility Design Molokai Baseyard		\$ 12,155.88	\$ 11,315.54	●PO401461	Design Services for Molokai Baseyard Ph II
	315172	CW Facility KOM Ext Building Repair		\$ 47,727.34	\$ 155,296.68	●PO402262 ●C7308	Scoping Meeting and Site Visit for Kalana O Maui Building Exterior Panel Repair and Waterproofing East & South Faces
	315311	CW Facility KOM Ext Building Repair		\$ 11,638.00	\$ 2,344.00	●PO407096	Kalana O Maui Bldng Exterior 2nd Floor Deck Plaza Repair and Waterproofing
	315315	CQ Facility KOM Design Services			\$ 35,133.00	●C7310	Design Services for Kalana O Maui Bldng Condenser Pipe Replacements
	315323	CW Facility KOM Stairwell Improvements		\$ 12,750.00	\$ 2,250.00	●PO408588	Design Services for Kalana O Maui Building Stairwell
	<b>Total</b>		<b>\$ 2,475,000.00</b>	<b>\$ 84,271.22</b>	<b>\$ 594,591.36</b>		
CBS-6067	310079	CW Traffic and Safety Program	\$ 50,000.00				

**Countywide Capital Improvement Projects  
as of June 30, 2021**

Project Number	Index Code	Project Title	Appropriation	Actual Expenditure	Encumbrance	Contract Number	Description
	315329	CW Traffic Safety Onehee Program		\$ 6,649.01	\$ 19,090.99	●C6844	Onehee Ave Roadway Improvements
		CW Traffic Safety Catchall			\$ 15,180.00	●C6983	Maui Bicycle and Pedestrian Route Development and Way Finding
	315346						
	<b>Total</b>		<b>\$ 50,000.00</b>	<b>\$ 6,649.01</b>	<b>\$ 34,270.99</b>		
CBS-6069	310080	CW Bridge and Drainage Program	\$ 2,850,000.00				
	315151	CW Bridge and Drainage Catchall		\$ 80,489.13	\$ 46,886.02	●C6277 ●C7296 ●PO399076 ●PO410950	Construction Management Support Services for Various County Projects Aerial Survey of Piihaha Floodplain Easement Surveying at 165 W Kuiaha Rd Haiku Storm Drain Manhole Bolted Down Frame and Covers
	315158	CW Bridge and Drainage Review Fee		\$ 6,503.40		●Various RP	Various Bridge Review Fees & State Labor Differential
	315163	CW Bridge and Drainage Inspection & Evaluation		\$ 123,419.00	\$ 293,629.89	●C5995 ●C7165	Keanae Road Safety Improvements Various County Bridge Inspection and Evaluations
	315189	CW Bridge and Drainage Haiku Rd		\$ 18,070.25		●C5217	Haiku Road Culvert Replacement
	315191	CW Bridge and Drainage Kahana Nui			\$ 394,030.90	●C7277/C7284	Kahana Nui Bridge Replacement
	315304	CW Bridge Kahana Nui Basin			\$ 4,800.00	●C7064	Kahana Nui Beach Modifications
	315318	CW Bridge and Drainage Waiopai		\$ 139,400.00		●C6545	Waiopai Bridge Repairs
	315322	CW Bridge and Drainage Makamakaole		\$ 2,169.74		●PO388623	Makamakaole Bridge Guardrail Repair
	315325	CW Bridge and Drainage Kaupakalua		\$ (43,359.00)	\$ 43,359.00	●PO408691	Emergency Kaupakalua Bridge Replacement
	315334	CW Bridge and Drainage Piilani Hwy		\$ 119,712.60		●PO409402	Design Services Emergency Repair of Piilani Hwy
	<b>Total</b>		<b>\$ 2,850,000.00</b>	<b>\$ 446,405.12</b>	<b>\$ 782,705.81</b>		
CBS-1023	310081	CW Road Resurfacing and Pavement Preservation	\$ 6,250,000.00				
		CW Resurfacing/Pavement Catchall			\$ 11,818.34	●C5980	Materials Testing for Various County Federal Aid Projects
	315154						
		CW Road Resurfacing/Pavement Review Fee		\$ 36,630.71		●Various RP	State of Hawaii Disability & Communications Access Board Review Fee
	315155						
	315161	CW Road Resurfacing Keanae Road Safety		\$ 252,215.35	\$ 99,521.62	●C6675	Keanae Road Safety Improvements
	315170	CW Road Resurfacing Pavement Furnishing		\$ 132,019.46	\$ 467,980.54	●C7179	Asphalt Concrete-Emulsified Asphalt
	315173	CW Resurfacing Cold Mix Asphalt		\$ 49,398.80	\$ 50,601.20	●C7180	Cold Mix Asphalt Concrete
	315175	CW Road Resurfacing Geotech Expl Services		\$ 76,689.35	\$ 23,310.65	●C7205	Geotechnical Exploratory Services
	315178	CW Road Resurfacing East Maui District		\$ 142.12	\$ 85,093.62	●PO403547/C7256	East Maui District Resurfacing
	315179	CW Road Resurfacing Slurring Sealing		\$ 84,767.55	\$ 115,232.45	●C7238	Slurry Sealing
	315181	CW Road Resurfacing Kamehameha/Hina			\$ 225.00	●C5303	Kamehameha Avenue Pavement

**Countywide Capital Improvement Projects  
as of June 30, 2021**

Project Number	Index Code	Project Title	Appropriation	Actual Expenditure	Encumbrance	Contract Number	Description
	315182	CW Road Resurfacing Lanai District		\$ 176.96	\$ 269,396.80	●PO404002/C7270	Lanai District Resurfacing
	315184	CW Road Resurfacing Upcountry Paia/Haiku		\$ 464.58	\$ 212,885.00	●PO404515/C7282	Upcountry and Paia-Haiku District Resurfacing
	315185	CW Road Resurfacing S Maui District		\$ 2,200.00		●RFP	State of Hawaii Disability & Communications Access Board Review Fee
	315192	CW Road Resurfacing Molokai District			\$ 339,921.64	●C7244	Molokai District Resurfacing
	315193	CW Road Resurfacing Various Maui District			\$ 228,118.25	●C7240	Central, South, West Maui District Resurfacing
	315199	CW Road Resurfacing Kahekili Hwy Rock	\$	97,500.00	\$ 8,500.00	●PO405247	Emergency Kahekili Highway Rock Scaling
	315312	CW Road Resurfacing Lanai Asphalt	\$	9,369.05		●PO407219	LMCSQS for Lanai
	315319	CW Road Resurfacing Kaupakalua Rd	\$	26,626.50		●PO408198	Design and Permit for Emergency Repair of Kaupakalua Rd in Vicinity of LEPO Street
	315320	CW Rd Resurfacing Haiku Rd/HOG Back	\$	17,902.75	\$ 2,000,000.00	●PO408201 ●PO411734	Engineering and Design Services for Emergency Slope Repairs at Haiku Rd/HOG Back Rd
<b>Total</b>			<b>\$ 6,250,000.00</b>	<b>\$ 786,103.18</b>	<b>\$ 3,912,605.11</b>		
		CW Traffic and Safety Program Wainee St	\$	1,720,000.00			
CBS-6067	310082	Traffic-Safety Measures					
	315156	CW Traffic Kamehameha Ave	\$	115.46	\$ 24,501.00	●PO403228/C7243	Kamehameha Ave St Light at Mahaolu St
	315157	CW Traffic/Safety Review Fee	\$	1,335.02		●RP/CC	Review Fees and SOH Labor Differential
		CW Traffic/Safety Maui Lani Parkway	\$	28,116.18	\$ 16,283.82	●C6773	Maui Lani Parkway & Kamehameha Ave Roundabout - Archaeological Services
	315174	CW Traffic/Safety Old Haleakala Sidewalk			\$ 39,709.00	●C6701	Haleakala Highway Sidewalks (Makawao Ave to Pukalani St)
	315183	CW Traffic/Safety Kahekili			\$ 27,840.13	●C7245 ●C6660	Kahekili Highway Guardrail Study North Shore Greenway Phase IV
	315187	CW Traffic Wailea Road Pedestrian			\$ 25,500.00	●C6948	Waiale Rd Pedestrian Crossing Improvements
	315188	CW Traffic Wailea Road Pedestrian			\$ 25,500.00	●C6948	Waiale Rd Pedestrian Crossing Improvements
	315190	CW Traffic/Safety Ohukai Road	\$	269.50	\$ 67,753.51	●PO404699/C7289	Ohukai Rd Sidewalk Improvements
	315300	CW Traffic/Safety Upcountry/Paia			\$ 30,040.00	●C7282	Upcountry and Paia-Haiku District Resurfacing
	315301	CW Traffic/Safety CM S-Area Tran			\$ 80,784.00	●C7298	Central Maui Sub-Area Transportation Study
		CW Traffic Haleakala/Makawao	\$	18,350.00		●PO406303	Haleakala & Makawao Ave Intersection Traffic Signal Additions
	315306	CW Traffic Paia School Frontage	\$	110.00	\$ 500.00	●C6691	Paia School Frontage Improvements, Sidewalk Improvements
	315308	CW Traffic Paia School Frontage			\$ 500.00	●C6691	Paia School Frontage Improvements, Sidewalk Improvements
	315314	CW Traffic Pulehu/Hansen	\$	18,000.00	\$ 10,700.00	●C7318	Pulehu & Hansen Rd Safety Evaluation
	315317	CW Traffic N Shore Greenway			\$ 250.31	●C6660	North Shore Greenway Phase IV
	315328	CW Traffic/Data Collection	\$	18,100.00	\$ 101,700.00	●C7344	Traffic Data Collection
		CW Traffic/Speed Tables Various Locations	\$	35,190.00	\$ 111,010.00	●C7352	Speed Tables Various Locations
	315332	CW Traffic/Speed Tables Various Locations			\$ 111,010.00	●C7352	Speed Tables Various Locations
	315336	CW Traffic/ L Kula Road Traffic			\$ 24,890.47	●C7283	Lower Kula Road Traffic Calming
<b>Total</b>			<b>\$ 1,720,000.00</b>	<b>\$ 119,586.16</b>	<b>\$ 561,462.24</b>		

**Countywide Capital Improvement Projects  
as of June 30, 2021**

Project Number	Index Code	Project Title	Appropriation	Actual Expenditure	Encumbrance	Contract Number	Description
CBS-5022	310284	CW Federal Aid Program	\$ 140,364.75				
	315241	CW Federal Aid Program S Kihei Road Pavement		\$ 1,051.22		●PO399893	South Kihei Road Pavement Rehabilitation
	315242	CW Federal Aid Program lolani/Liholani/Makani Road		\$ 15,312.66	\$ 124,000.87	●C6846	lolani-Loha-Liholani-Makani Road Pavement Reconstruction
<b>Total</b>			<b>\$ 140,364.75</b>	<b>\$ 16,363.88</b>	<b>\$ 124,000.87</b>		
CBS-6067	310085	CW Traffic and Safety Program	\$ 10,000.00				
	315313	CW Traffic Pulehu/Hansen		\$ 10,000.00		●C7318	Pulehu & Hansen Rd Safety Evaluation
<b>Total</b>			<b>\$ 10,000.00</b>	<b>\$ 10,000.00</b>	<b>\$ -</b>		
CBS-5022	310288	CW Federal Aid Program	\$ 3,438,038.42				
	315243	CW Federal Aid Makawao Avenue Pavement Rehabilitation		\$ 264,585.07	\$ 677,389.76	●C5935 ●C7197	Pavement Justification Reports for Various County Roadways Makawao Ave Pavement Rehabilitation, Apana Rd to Piihola Rd
	315244	CW Federal Aid Mill St Pavement Reconstruction		\$ 3,548.15	\$ 30,800.00	●C6577	Mill Street Pavement Reconstruction (North Market St to Lower Main St)
		CW Federal S Kihei Pavement		\$ 21,431.43		●Various RP	State of Hawaii Disability & Communications Access Board Review Fees & Labor Differential
	315246	CW Federal lolani/Liholani/Makani		\$ 585,930.73	\$ 2,964,639.25	●PO404711/C7260/ C7290/C6846	lolani/Liholani/Makani Road pavement Reconstruction
	315247	CW Federal Pavement Justification Rpts			\$ 39,218.50	●C5935	Pavement Justification Reports for Various County Roadways
	315249	CW Federal Waikakoi/S Wailua			\$ 387,370.00	●C7268	Planning & Design Services for Waikakoi and South Wailua Bridge Replacement
	315250	CW Federal Kanaloa Ave/Mahalani ST			\$ 387,000.00	●C7350	Kanaloa Ave, Mahalani St, Maui Lani Parkway, Wailinu Road Pavement
	315255						
<b>Total</b>			<b>\$ 3,438,038.42</b>	<b>\$ 875,495.38</b>	<b>\$ 4,486,417.51</b>		
CBS-5022	315288	CW Federal Aid Program	\$ 5,414,596.83				
			<b>\$ 5,414,596.83</b>	<b>\$ -</b>	<b>\$ -</b>		
<b>Grand Total</b>			<b>\$ 27,698,000.00</b>	<b>\$ 3,650,936.87</b>	<b>\$ 11,787,962.61</b>		

**COUNTY OF MAUI**  
**CAPITAL IMPROVEMENT PROJECTS REPORT**

AS OF JUNE 30, 2022

AAYY-NNN-XXXXXX

AA - Source of Funding (see descriptions below)

YY - Project Year (Budgeted Year)

NNN - IFAS Sub-fund

XXXXXX – Index Code (Appropriation #)

AA-Source of Funding Descriptions:

GF -	General Fund
GF/LN -	General Fund Loan
HY -	Highway Fund
BY -	Bikeway Fund
LC-	Liquor Control Fund
WM -	Wastewater Fund
SW -	Solid Waste Fund
GOLF -	Golf Fund
PA -	Parks Assessment Fund
SA -	Sewer Assessment Fund
GO -	Bond Issued
GOLAPS -	Lapsed Bond
FF -	Federal Funds
SH -	State Funds
ARRA -	ARRA Federal Funds
SH/LN -	State Revolving Fund
USDA -	USDA Loan
DOT -	State Dept of Transportation
PV -	Private Funds

**County of Maui**  
**Capital Improvement Projects Report (Excluding Department of Water Supply)**  
**As of 6/30/2022**

<b>13-901 DRAINAGE</b>	<b>Original Appropriation</b>	<b>Alloted To Date</b>	<b>Expenditure Prior Years</b>	<b>Expenditure Current Year</b>	<b>Amount Lapsed</b>	<b>Encumbrance</b>	<b>Allotment Balance</b>
<b>Wailuku-Kahului Community Plan Area</b>							
MAUI LANI ROUNDABOUT							
PV22-329-320090:	610,340.00	610,340.00		610,340.00			
PV22-329-320092:		47,000.00		47,000.00			
PV22-329-320094:		393,650.00					393,650.00
PV22-329-320096:		178,500.00					178,500.00
	<b>610,340.00</b>	<b>1,229,490.00</b>	<b>0.00</b>	<b>657,340.00</b>	<b>0.00</b>	<b>0.00</b>	<b>572,150.00</b>
<b>TOTAL PUBLIC WORKS ADMIN PROGRAM</b>	<b>610,340.00</b>	<b>1,229,490.00</b>	<b>0.00</b>	<b>657,340.00</b>	<b>0.00</b>	<b>0.00</b>	<b>572,150.00</b>

**County of Maui**  
**Capital Improvement Projects Report (Excluding Department of Water Supply)**  
**As of 6/30/2022**

<b>13-901 Drainage</b>	<b>Original Appropriation</b>	<b>Alloted To Date</b>	<b>Expenditure Prior Years</b>	<b>Expenditure Current Year</b>	<b>Amount Lapsed</b>	<b>Encumbrance</b>	<b>Allotment Balance</b>
<b>Hana Community Plan Area</b>							
MAHALAWA BRIGDE REPLCMNT							
GO21-375-301250: Lapse 12/31/20 CBS-1891	1,199,506.21	1,123,126.06	228,217.06	819,429.67		75,479.33	
WAIOPAI BRIDGE REPAIRS							
GO20-374-389282: Lapse 12/31/18 CBS-4598	339,113.64	293,200.00	291,191.74			2,008.26	
WAIKAKOI BRIDGE REPLACEMENT							
GO21-375-301290: Lapse 12/31/20 CBS-5043	850,000.00	850,000.00	159,618.11	63,766.62		626,615.27	
	<b>2,388,619.85</b>	<b>2,266,326.06</b>	<b>679,026.91</b>	<b>883,196.29</b>	<b>0.00</b>	<b>704,102.86</b>	<b>0.00</b>
<b>Makawao-Pukalani-Kula Community Plan Area</b>							
DITCH IMPRV WAIPOI RD							
GO20-374-379239: Lapse 12/31/17 CBS-3187	232,491.03	232,491.03	170,789.87			61,701.16	
HIOLANI ST DRAINAGE IMPRV							
GO18-373-389258: Lapse 12/31/18 CBS-3188	900,000.00	900,000.00	868,288.00	31,712.00			
	<b>1,132,491.03</b>	<b>1,132,491.03</b>	<b>1,039,077.87</b>	<b>31,712.00</b>	<b>0.00</b>	<b>61,701.16</b>	<b>0.00</b>
<b>Wailuku-Kahului Community Plan Area</b>							
WAILUKU HTS DRAINLN/OUTLET RPR							
GO21-375-301247: Lapse 12/31/20 CBS-5508	1,000,000.00	606,378.94	16,001.94			590,377.00	
CERTIFICATION OF LEVEES NO.27							
GO21-375-301246: Lapse 12/31/20 CBS-5507	380,000.00	377,435.00	115,512.10	131,968.75		129,954.15	
IAO STREAM BANK STABL @ MY							
GO21-375-390283: Lapse 12/31/19 CBS-5050	341,768.00	341,768.00	20,590.60	116,767.90		204,409.50	
CENTRAL MAUI DRAINAGE REPAIRS							
GO18-373-389261: Lapse 12/31/18 CBS-3189	536,716.33	536,716.33	423,774.05	27,050.00	77,492.28	8,400.00	
GO21-375-310291: Lapse 12/31/21 CBS-3189	301,896.43	301,896.43	6,739.54	295,156.89			
GO22-376-315291: Lapse 12/31/21 CBS-3189	1,198,103.57	1,097,025.62		148,937.37		948,088.25	
	<b>3,758,484.33</b>	<b>3,261,220.32</b>	<b>582,618.23</b>	<b>719,880.91</b>	<b>77,492.28</b>	<b>1,881,228.90</b>	<b>0.00</b>
<b>West Maui Community Plan Area</b>							
LAHAINA WATERSHED FLOOD CONTRL							
GO10-368-311201: Lapse 12/31/11	2,500,000.00	1,230,693.62	1,112,581.76	(190,700.00)	308,811.86		
GO14-371-321213: Lapse 12/31/12	2,563,498.08	361,349.00	245,608.07	16,841.10		98,899.83	( )
GO18-373-356216: Lapse 12/31/15 ORD#4095	997,900.00	216,315.36				5,151.00	211,164.36
USDA NRCS LAH WTRSHD FLD PRJ							
FF22-321-322500: NR21 5100 02C001	1,229,230.00	1,229,230.00				1,229,230.00	
	<b>7,290,628.08</b>	<b>3,037,587.98</b>	<b>1,358,189.83</b>	<b>(173,858.90)</b>	<b>308,811.86</b>	<b>1,333,280.83</b>	<b>211,164.36</b>
<b>Countywide</b>							
CW DRAINAGE IMPROVEMENTS							
GO14-371-321203: Lapse 12/31/12 CBS-1027	1,211,279.78	1,211,279.78	1,042,868.80	15,912.43	149,390.20	3,108.35	
GO18-373-367C48: Lapse 12/31/16 CBS-1027	1,500,000.00	1,425,286.34	1,381,988.94		43,297.40		
GF17-301-378C69: Lapse 12/31/17 CBS-1027	1,000,000.00	1,000,000.00	938,385.48	4,816.50	56,798.02		

**County of Maui**  
**Capital Improvement Projects Report (Excluding Department of Water Supply)**  
**As of 6/30/2022**

<b>13-901 Drainage</b>	<b>Original Appropriation</b>	<b>Allotted To Date</b>	<b>Expenditure Prior Years</b>	<b>Expenditure Current Year</b>	<b>Amount Lapsed</b>	<b>Encumbrance</b>	<b>Allotment Balance</b>
GO18-373-389C47: Lapse 12/31/18 CBS-1027	492,267.67	467,037.58	394,709.90	34,888.00	1,801.78	35,637.90	
GO21-375-393C90: Lapse 12/31/19 CBS#1027	347,109.00	112,265.99	51,366.02			60,899.97	( )
GO21-375-303C78: Lapse 12/31/20 CBS-1027	2,149,555.19	2,131,284.48	932,641.34	754,926.43	30,515.78	413,200.93	
CW DRAINLINE REPLACEMENT PROGR							
HY22-302-320C61: Lapse 12/31/22 CBS-6633	700,000.00	700,000.00		132,848.68		567,151.32	
GO22-376-320C63: Lapse 12/31/22 CBS-6633	3,700,000.00	88,567.82		67,739.11		20,828.71	
CW BRIDGE/DRAINAGE PROGRAM							
HY22-302-320C60: Lapse 12/31/22 CBS-6069	2,700,000.00	2,700,000.00		557,207.83		1,982,047.96	160,744.21
GO22-376-320C62: Lapse 12/31/22 CBS-6069	221,570.00	221,570.00				221,570.00	
GO23-377-326C62: Lapse 12/31/22 CBS-6069	978,430.00						
	<b>15,000,211.64</b>	<b>10,057,291.99</b>	<b>4,741,960.48</b>	<b>1,568,338.98</b>	<b>281,803.18</b>	<b>3,304,445.14</b>	<b>160,744.21</b>
<b>TOTAL Drainage</b>	<b>29,570,434.93</b>	<b>19,754,917.38</b>	<b>8,400,873.32</b>	<b>3,029,269.28</b>	<b>668,107.32</b>	<b>7,284,758.89</b>	<b>371,908.57</b>

**County of Maui**  
**Capital Improvement Projects Report (Excluding Department of Water Supply)**  
**As of 6/30/2022**

<b>13-902 Other Projects</b>	<b>Original Appropriation</b>	<b>Alloted To Date</b>	<b>Expenditure Prior Years</b>	<b>Expenditure Current Year</b>	<b>Amount Lapsed</b>	<b>Encumbrance</b>	<b>Allotment Balance</b>
<b>Makawao-Pukalani-Kula Community Plan Area</b>							
SOH UPCOUNTRY MAUI AGRI PARK SH20-323-301027:		3,500,000.00		230,390.46		1,167,047.54	2,102,562.00
<b>Wailuku-Kahului Community Plan Area</b>							
DATA CENTER AC REPLACEMENT GF19-301-390034: Lapse 12/31/19	250,000.00	250,000.00	44,062.22	4,895.78	201,042.00		
COM GREENWASTE & BIOSOLIDS MGT SW22-305-320013: Lapse 12/31/22 CBS-6637	100,000.00	100,000.00				100,000.00	
KAHULUI CIVIC CTR/CM TRANSIT SH19-323-390021: ACT053-SLH 2018	2,500,000.00	2,500,000.00	872,684.43	1,186,257.70		441,057.87	
	<b>2,850,000.00</b>	<b>2,850,000.00</b>	<b>916,746.65</b>	<b>1,191,153.48</b>	<b>201,042.00</b>	<b>541,057.87</b>	<b>0.00</b>
<b>West Maui Community Plan Area</b>							
LAHAINA AQUATIC CTR RET BASIN GO21-375-310273: Lapse 12/31/21 CBS-5060	720,462.16	720,462.16	554,938.35	165,523.81			
GO22-376-315273: Lapse 12/31/21 CBS-5060	79,537.84	79,537.84		79,537.84			
STATE OF HAWAII DOH GRANT SH17-323-379517: C6-9993921 3	108,000.00	108,000.00	107,896.00				104.00
WEST MAUI TOD CORRIDOR PLAN SH21-323-310010:		500,000.00		4,764.39		495,235.61	
	<b>908,000.00</b>	<b>1,408,000.00</b>	<b>662,834.35</b>	<b>249,826.04</b>	<b>0.00</b>	<b>495,235.61</b>	<b>104.00</b>
<b>Countywide</b>							
CW EQUIP 4000 GAL WATER TRUCK GO21-375-301207: Lapse 12/31/20 CBS-1218	330,000.00	294,607.49		294,607.49			
GO21-375-310240: Lapse 12/31/21 CBS-1218	1,646,066.76	1,646,066.76		1,323,815.58		322,251.18	
GO21-375-310241: Lapse 12/31/21 CBS-1218	645,828.20	645,828.20				645,828.20	
GO21-375-310242: Lapse 12/31/21 CBS-1218	1,453,606.73	1,453,606.73				671,090.91	
GO21-375-310243: Lapse 12/31/21 CBS-1218	2,191,597.32	2,191,597.32	470,197.14	786,800.15		934,600.03	
GO21-375-310245: Lapse 12/31/21 CBS-1218	99,660.66	99,660.66		99,660.66			
GO22-376-320228: Lapse 12/31/22 CBS-1218	1,859,030.06	1,859,030.06		1,859,030.06			
GO22-376-320C27: Lapse 12/31/22 CBS#1218	1,130,314.13	782,916.46				782,916.46	
GO23-377-326228: Lapse 12/31/22 CBS-1218	470,969.94						
GO23-377-326C27: Lapse 12/31/22 CBS#1218	1,324,685.87						
WAIALE LAND PURCHASE GO22-376-310246: Lapse 12/31/21 CBS-6092	10,000,000.00	10,000,000.00		10,000,000.00			
GO22-376-320278: Lapse 12/31/22	500,000.00	500,000.00		500,000.00			
BUS STOPS & SHELTERS GF20-301-301419: Lapse 12/31/20 CBS-1039	200,000.00	200,000.00	78,000.00	24,873.00	7,200.00	89,927.00	
GO22-376-320276: Lapse 12/31/22 CBS-1039	461,136.17	461,136.17				461,136.17	
GO23-377-326206: Lapse 12/31/22 CBS-1039	138,863.83						
	<b>22,451,759.67</b>	<b>20,134,449.85</b>	<b>548,197.14</b>	<b>15,671,302.76</b>	<b>7,200.00</b>	<b>3,907,749.95</b>	<b>0.00</b>

County of Maui  
 Capital Improvement Projects Report (Excluding Department of Water Supply)  
 As of 6/30/2022

13-902 Other Projects	Original Appropriation	Alloted To Date	Expenditure Prior Years	Expenditure Current Year	Amount Lapsed	Encumbrance	Allotment Balance
TOTAL Other Projects	26,209,759.67	27,892,449.85	2,127,778.14	17,342,672.74	208,242.00	6,111,090.97	2,102,666.00

**County of Maui**  
**Capital Improvement Projects Report (Excluding Department of Water Supply)**  
**As of 6/30/2022**

<b>13-903 Government Facilities</b>	<b>Original Appropriation</b>	<b>Alloted To Date</b>	<b>Expenditure Prior Years</b>	<b>Expenditure Current Year</b>	<b>Amount Lapsed</b>	<b>Encumbrance</b>	<b>Allotment Balance</b>
<b>Hana Community Plan Area</b>							
NAHIKU COMMUNITY CENTER							
GO18-373-367298: Lapse 12/31/16 ORD#4316	1,950,000.00	191,340.00	155,073.50			36,266.50	
OLD HANA SCHOOL IMPRVMT							
GO21-375-310254: Lapse 12/31/21 CBS-5530	1,453,078.30	1,453,078.30	1,023,078.30	331,843.01		98,156.99	
GO22-376-315254: Lapse 12/31/21 CBS-5530	396,921.70	396,921.70				396,921.70	
GO22-376-320241: Lapse 12/31/22 CBS-5530	2,840,278.30	2,840,278.30		5,200.00		2,835,078.30	
GO23-377-326241: Lapse 12/31/22 CBS-5530	159,721.70						
HELENE HALL IMPROVEMENTS							
GO21-375-301266: Lapse 12/31/20 CBS-1971	800,000.00	445,220.00	1,994.40	100,323.20		342,902.40	
	<b>7,600,000.00</b>	<b>5,326,838.30</b>	<b>1,180,146.20</b>	<b>437,366.21</b>	<b>0.00</b>	<b>3,709,325.89</b>	<b>0.00</b>
<b>Paia-Haiku Community Plan Area</b>							
HAIKU FIRE STATION							
GO23-377-320235: Lapse 12/31/22 CBS-1002	800,000.00						
<b>Makawao-Pukalani-Kula Community Plan Area</b>							
MAKAWAO FIRE STN RENO/ADDN							
GO23-377-320231: Lapse 12/31/22 CBS-2314	770,000.00						
DMVL PUKALANI SATELLITE OFFICE							
GF21-301-315305: Lapse 12/31/21 CBS-XXXX		250,000.00		206,401.93	15,192.00	28,406.07	
	<b>770,000.00</b>	<b>250,000.00</b>	<b>0.00</b>	<b>206,401.93</b>	<b>15,192.00</b>	<b>28,406.07</b>	<b>0.00</b>
<b>Wailuku-Kahului Community Plan Area</b>							
WAILUKU CIVIC COMPLEX							
GO20-374-390235: Lapse 12/31/19	36,968,794.19	36,968,794.19	11,088,815.19	10,213,388.17		15,666,590.83	
GO21-375-390237: Lapse 12/31/19	5,031,205.81	4,560,413.23	1,815,167.14	1,547,764.35		1,197,481.74	
GOLAPS-350-390935: Lapse 12/31/19	2,195,000.00	2,195,000.00	697,152.95	981,810.43		516,036.62	
GO23-377-320281: Lapse 12/31/22 ORD-5352	519,000.00						
CENTRAL MAUI TRANSIT HUB							
GO21-375-390207: Lapse 12/31/19 CBS-5021	164,787.00	162,387.00	79,041.00	39,821.00		43,525.00	
GF22-301-320077: Lapse 12/31/22 CBS-5021	500,000.00	500,000.00					500,000.00
GO22-376-320290: Lapse 12/31/22 CBS-5021	89,305.00	89,305.00		31,983.36		57,321.64	
GO23-377-326290: Lapse 12/31/22 CBS-5021	158,803.00						
WAILUKU REDEVT MUNI PRKG LOT							
GF18-301-389744: Lapse 12/31/18 CBS-2789	4,300,000.00	4,300,000.00	2,938,779.99	895,998.35	12,928.01	452,293.65	()
KAHULUI FIRE STN APPARATUS SHL							
GF20-301-301338: Lapse 12/31/20 CBS-2735	50,000.00	50,000.00	18,402.00	2,663.00	28,700.00	235.00	
GO21-375-315251: Lapse 12/31/21 CBS-2735	280,109.00	280,109.00		280,109.00			
GO22-376-315282: Lapse 12/31/21 CBS-2735	44,891.00	43,386.00		12,972.98		30,413.02	
KALANA O MAUI 2ND FLR DECK RPR							
GO21-375-301202: Lapse 12/31/20 CBS-5517	600,000.00	484,351.75	176.25	255,723.82		228,451.68	
GF20-301-301345: Lapse 12/31/20	450,000.00	450,000.00	91,194.93	67,322.00	277,808.18	13,674.89	
WAILUKU POLICE STN IMPRV							

**County of Maui**  
**Capital Improvement Projects Report (Excluding Department of Water Supply)**  
**As of 6/30/2022**

<b>13-903 Government Facilities</b>	<b>Original Appropriation</b>	<b>Alloted To Date</b>	<b>Expenditure Prior Years</b>	<b>Expenditure Current Year</b>	<b>Amount Lapsed</b>	<b>Encumbrance</b>	<b>Allotment Balance</b>
GO21-375-301276: Lapse 12/31/20 CBS-5535 WAILUKU POLICE STN FUEL TANK	1,500,000.00	1,424,500.00		1,229,280.80		195,219.20	
GO21-375-310280: Lapse 12/31/21 CBS-XXXX NEW COUNTY SVC CENTER	501,000.00	501,000.00	163,394.25	337,605.75			
GOLAPS-350-301340: Lapse 12/31/20 CBS-2324	382,411.00	382,411.00	348,247.42		33,783.51	380.07	( )
GOLAPS-350-310051: Lapse 12/31/21 CBS-2324	1,577,679.00	1,577,679.00	650,365.07	311,320.34	247,907.77	368,085.82	
KALANA O MAUI FIRE SPRKLR IMPR							
GO21-375-301229: Lapse 12/31/20 CBS-5025 EMERGENCY MGT OFFICE RENOVTN	449,813.38	388,325.00	90,274.52	263,166.75		34,883.73	
GO21-375-301225: Lapse 12/31/20 CBS-5518 KALANA PAKUI BLDG AC RPLCMNT	448,811.86	274,675.75	21,639.63		241,249.25	11,786.87	
GO21-375-301244: Lapse 12/31/20 CBS-3579 CHILDREN'S PEACE CENTER	600,000.00	540,450.38		465,791.91		74,658.47	
GO21-375-310276: Lapse 12/31/21 CBS-5528	159,544.00	159,544.00	61,127.94	74,002.86		24,413.20	
GO22-376-315276: Lapse 12/31/21 CBS-5528 60 NORTH CHURCH ST BLDG RENO	1,340,456.00	1,340,456.00		559,853.79		780,602.21	
GO22-376-310252: Lapse 12/31/21 CBS-6651	260,000.00	260,000.00		260,000.00			
GOLAPS-350-320038: Lapse 12/31/22 CBS-6651	1,872,000.00	1,872,000.00				107,728.99	1,764,271.01
GO22-376-320236: Lapse 12/31/22 CBS-6651	628,000.00	628,000.00		366,591.69		261,408.31	
GO23-377-326236: Lapse 12/31/22 CBS-6651 100 MAHALANI ST RENOVATIONS	7,000,000.00						
GO23-377-320237: Lapse 12/31/22 CBS-6653	2,000,000.00						
	<b>70,071,610.24</b>	<b>59,432,787.30</b>	<b>18,063,778.28</b>	<b>18,197,170.35</b>	<b>842,376.72</b>	<b>20,065,190.94</b>	<b>2,264,271.01</b>
<b>Kihei-Makena Community Plan Area</b>							
SOUTH MAUI CONSOLID MAINT OPER							
GF21-301-310056: Lapse 12/31/21 CBS-2742	30,000.00	30,000.00		4,500.00		25,500.00	
<b>Lanai Community Plan Area</b>							
LANAI FIRE STN IMPROVEMENTS							
GF18-301-389723: Lapse 12/31/18 CBS-1005	110,000.00	110,000.00	18,705.40		83,278.00	8,016.60	
GO21-375-301235: Lapse 12/31/20 CBS-1005	1,872,000.00	439,223.00	313,279.14			125,943.86	
GO22-376-320230: Lapse 12/31/22 CBS-1005	2,600,000.00	4,411.71					4,411.71
LANAI BASEYARD IMPRV							
GO18-373-378286: Lapse 12/31/17 CBS-3239	300,000.00	172,182.00	106,385.71	24,578.75	4,550.00	36,667.54	
GO22-376-320272: Lapse 12/31/22 CBS-3239	83,330.00	83,330.00				83,330.00	
GO23-377-326202: Lapse 12/31/22 CBS-3239	816,670.00						
	<b>5,782,000.00</b>	<b>809,146.71</b>	<b>438,370.25</b>	<b>24,578.75</b>	<b>87,828.00</b>	<b>253,958.00</b>	<b>4,411.71</b>
<b>Molokai Community Plan Area</b>							
HOOLEHUA FIRE STATION RENO							
GF21-301-310048: Lapse 12/31/21 CBS-6065	350,000.00	350,000.00				350,000.00	
GF22-301-320032: Lapse 12/31/22 CBS-6065	550,000.00	550,000.00				550,000.00	
MOLOKAI BASEYARD							

**County of Maui**  
**Capital Improvement Projects Report (Excluding Department of Water Supply)**  
**As of 6/30/2022**

<b>13-903 Government Facilities</b>	<b>Original Appropriation</b>	<b>Alloted To Date</b>	<b>Expenditure Prior Years</b>	<b>Expenditure Current Year</b>	<b>Amount Lapsed</b>	<b>Encumbrance</b>	<b>Allotment Balance</b>
GOLAPS-350-378392: Lapse 12/31/17 CBS-1211	3,703,000.00	3,703,000.00	3,452,037.00		4,905.00	246,058.00	
GO21-375-390278: Lapse 12/31/19 CBS-1211	14,757.91	13,957.91	12,307.25			1,650.66	
<b>PUKO'O FIRE STN RELOCATION</b>							
GO22-376-320233: Lapse 12/31/22 CBS-4617	302,838.03	302,838.03		302,838.03			
GO23-377-326233: Lapse 12/31/22 CBS-4617	22,161.97						
<b>PUKO'O FIRE STN RENOVATION</b>							
GO23-377-320234: Lapse 12/31/22 CBS-6667	500,000.00						
<b>MOLOKAI POLICE STN ROOF REPLAC</b>							
GF21-301-310075: Lapse 12/31/21 CBS-6095	500,000.00	500,000.00		52,181.00	439,886.00	7,933.00	
GF22-301-320098: Lapse 12/31/22 CBS-6095	400,000.00	400,000.00				400,000.00	
	<b>6,342,757.91</b>	<b>5,819,795.94</b>	<b>3,464,344.25</b>	<b>355,019.03</b>	<b>444,791.00</b>	<b>1,555,641.66</b>	<b>0.00</b>
<b>Countywide</b>							
<b>CW FIRE FACILITIES</b>							
GF20-301-301C34: Lapse 12/31/20 CBS-1003	500,000.00	500,000.00	127,822.98	321,146.27	39,000.00	12,030.75	
GF21-301-310C47: Lapse 12/31/21 CBS-1003	200,000.00	200,000.00	14,729.12	138,687.54	5,730.42	40,852.92	
GF22-301-320C29: Lapse 12/31/22 CBS-1003	300,000.00	300,000.00		6,797.74		26,656.26	266,546.00
<b>CENTRAL MAUI TRANSIT HUB</b>							
GO21-375-310296: Lapse 12/31/21 CBS-5021	1,870,344.18	1,870,344.18	80,245.69	78,395.49		1,711,703.00	
GO22-376-315296: Lapse 12/31/21 CBS-5021	429,655.82	181,547.93		20,538.90		161,009.03	
<b>CW FACILITY BLDG IMPROVEMENTS</b>							
GF14-301-345320: Lapse 12/31/14 CBS-1032	500,000.00	500,000.00	475,990.42		20,997.99	3,011.59	
GO18-373-367C49: Lapse 12/31/16 CBS-1032	750,000.00	367,502.08	330,168.15		6,717.04	30,616.89	
GF17-301-378C70: Lapse 12/31/17 CBS-1032	350,000.00	350,000.00	239,249.53	95,867.91	14,882.56		
GF18-301-389C48: Lapse 12/31/18 CBS-1032	500,000.00	500,000.00	280,730.99	71,955.75	138,163.26	9,150.00	
GF19-301-390C70: Lapse 12/31/19 CBS#1032	425,000.00	425,000.00	267,159.03	6,591.05	34,919.11	116,330.81	
GF20-301-301C79: Lapse 12/31/20 CBS-1032	450,000.00	450,000.00	156,382.39	198,263.86	9,752.09	85,601.66	
<b>CW POLICE FACILITIES</b>							
GF17-301-378C67: Lapse 12/31/17 CBS-1010	940,000.00	940,000.00	920,722.91	7,527.60	11,749.49		
GO21-375-390C58: Lapse 12/31/19 CBS#1010	766,030.77	593,295.77	569,969.00	23,326.77			
GF22-301-320C57: Lapse 12/31/22 CBS-1010	1,440,000.00	1,440,000.00		152,049.51		225,443.00	1,062,507.49
<b>CW FAC MAINT PRG PROS BASEMENT</b>							
GO21-375-310278: Lapse 12/31/21 CBS-6070	62,010.01	62,010.01	35,435.87	14,602.82		11,971.32	
GF21-301-310C77: Lapse 12/31/21 CBS-6070	2,475,000.00	2,475,000.00	84,271.22	620,589.97	115,906.48	1,654,232.33	
GO22-376-320C59: Lapse 12/31/22 CBS-6070	1,019,832.25	1,019,832.25		445.25		1,019,387.00	
GO23-377-326C59: Lapse 12/31/22 CBS-6070	280,167.75						
	<b>13,258,040.78</b>	<b>12,174,532.22</b>	<b>3,582,877.30</b>	<b>1,756,786.43</b>	<b>397,818.44</b>	<b>5,107,996.56</b>	<b>1,329,053.49</b>
<b>TOTAL Government Facilities</b>	<b>104,654,408.93</b>	<b>83,843,100.47</b>	<b>26,729,516.28</b>	<b>20,981,822.70</b>	<b>1,788,006.16</b>	<b>30,746,019.12</b>	<b>3,597,736.21</b>

**County of Maui**  
**Capital Improvement Projects Report (Excluding Department of Water Supply)**  
**As of 6/30/2022**

<b>13-904 Parks and Recreation</b>	<b>Original Appropriation</b>	<b>Allotted To Date</b>	<b>Expenditure Prior Years</b>	<b>Expenditure Current Year</b>	<b>Amount Lapsed</b>	<b>Encumbrance</b>	<b>Allotment Balance</b>
<b>Hana Community Plan Area</b>							
PA'ANI MAI PARK IMPROVM							
GF15-301-356402: Lapse 12/31/15 CBS-2328	300,000.00	300,000.00	163,599.50		29,840.00	106,560.50	
HANA PRK TENNIS/BBALL COURTS							
GF21-301-310055: Lapse 12/31/21 CBS-5531	1,290,000.00	1,290,000.00	4,369.00			1,285,631.00	
HELENE HALL IMPROVEMENTS							
GO18-373-389230: Lapse 12/31/18 CBS-1971	85,787.12	85,787.12	75,377.42			10,409.70	
GO23-377-320242: Lapse 12/31/22 CBS-1971	1,300,000.00						
HANA-KEANAE-KAILUA PARKS							
GF16-301-367101: Lapse 12/31/16 CBS-2350	446,250.00	446,250.00	413,115.50			33,134.50	
GF20-301-301347: Lapse 12/31/20 CBS-2350	450,000.00	450,000.00	69,832.00	7,778.00		372,390.00	
	<b>3,872,037.12</b>	<b>2,572,037.12</b>	<b>726,293.42</b>	<b>7,778.00</b>	<b>29,840.00</b>	<b>1,808,125.70</b>	<b>0.00</b>
<b>Paia-Haiku Community Plan Area</b>							
ALFRED BOTEILHO, SR. GYM IMP							
GO21-375-390268: Lapse 12/31/19 CBS-5056	1,497,500.00	19,906.13				19,906.13	
GO21-375-301261: Lapse 12/31/20 CBS-5056	1,897,880.00	1,897,880.00				1,897,880.00	
GF22-301-320045: Lapse 12/31/22 CBS-5056	500,000.00	500,000.00					500,000.00
HAIKU PARK RESTROOM							
PA20-309-301363: Lapse 12/31/20 CBS-5534	510,000.00	510,000.00	83,982.62	6,290.00	392,334.26	27,393.12	
GF21-301-310064: Lapse 12/31/21 CBS-5534	629,147.00	629,147.00			258,568.00	370,579.00	
PA21-309-310068: Lapse 12/31/21 CBS-5534	392,334.00	392,334.00				392,334.00	
GO23-377-320293: Lapse 12/31/22 CBS-XXXX	745,000.00						
LOWER PAIA PARK PARKING LOT							
GF21-301-310065: Lapse 12/31/21 CBS-6073	600,000.00	600,000.00		8,774.48	558,673.00	32,552.52	
PAIA-HAIKU PARKS SYSTEM							
GO18-373-378254: Lapse 12/31/17 CBS-2348	400,000.00	110,543.00	60,652.19	16,833.66		33,057.15	
GF19-301-390058: Lapse 12/31/19 CBS-2348	50,000.00	50,000.00	19,889.48	12,748.52	17,362.00		
GO21-375-390264: Lapse 12/31/19 CBS-2348	590,045.05	544,781.49	487,054.89			57,726.60	
KALAKUPUA PLYGRND SLIDE FOURTH							
PA21-309-310066: Lapse 12/31/21 CBS-6093	15,000.00	15,000.00		14,609.00		391.00	
LOWER PAIA INTERIM PARKING LOT							
GF22-301-320046: Lapse 12/31/22 CBS-6659	120,000.00	120,000.00				106,242.13	13,757.87
	<b>7,946,906.05</b>	<b>5,389,591.62</b>	<b>651,579.18</b>	<b>59,255.66</b>	<b>1,226,937.26</b>	<b>2,938,061.65</b>	<b>513,757.87</b>
<b>Makawao-Pukalani-Kula Community Plan Area</b>							
HANNIVAL TAVARES CC IMPRV							
GF20-301-301357: Lapse 12/31/20 CBS-3228	1,000,000.00	1,000,000.00	832,937.32	167,062.68			
MAK-PUK-KULA ULU PARKS							
GF16-301-367103: Lapse 12/31/16 CBS-2349	435,000.00	435,000.00	390,113.14		5,972.48	38,914.38	( )
WAIAKOA GYM IMPRMNTS							
GO21-375-390261: Lapse 12/31/19 CBS-2329	13,712.00	13,668.70		13,668.70			
GO22-376-310261: Lapse 12/31/21 CBS-2329	430,000.00	430,000.00		7,393.30		422,606.70	

**County of Maui**  
**Capital Improvement Projects Report (Excluding Department of Water Supply)**  
**As of 6/30/2022**

<b>13-904 Parks and Recreation</b>	<b>Original Appropriation</b>	<b>Alloted To Date</b>	<b>Expenditure Prior Years</b>	<b>Expenditure Current Year</b>	<b>Amount Lapsed</b>	<b>Encumbrance</b>	<b>Allotment Balance</b>
	<b>1,878,712.00</b>	<b>1,878,668.70</b>	<b>1,223,050.46</b>	<b>188,124.68</b>	<b>5,972.48</b>	<b>461,521.08</b>	<b>(0.00)</b>
<b>Wailuku-Kahului Community Plan Area</b>							
WAIEHU GC STARTER BOOTH/RESTO							
GO18-373-378257: Lapse 12/31/17 CBS-1202	500,000.00	494,800.00	370,665.00	34,726.48		89,408.52	
NEW KAHULUI COM'TY CTR							
GF18-301-389742: Lapse 12/31/18 CBS-4628	250,000.00	250,000.00	51,367.64			198,632.36	
CENTRAL MAUI PARKS SYSTEM							
GF16-301-367105: Lapse 12/31/16 CBS-2351	600,000.00	600,000.00	564,250.51	33,749.49	2,000.00		
GF19-301-390062: Lapse 12/31/19 CBS-2351	240,000.00	240,000.00	210,852.04			29,147.96	
GF20-301-301367: Lapse 12/31/20 CBS-2351	600,000.00	600,000.00	191,511.37	133,512.73	234,120.24	40,855.66	( )
WAR MEMORIAL FB STD & TRK REHA							
GF21-301-310072: Lapse 12/31/21 CBS-5539	600,000.00	600,000.00	1,768.74			598,231.26	
GF22-301-320053: Lapse 12/31/22 CBS-5539	210,000.00	210,000.00		50.00		55,452.86	154,497.14
WAR MEMORIAL GYM BLDG IMPRV							
GF18-301-389739: Lapse 12/31/18 CBS-4616	350,000.00	350,000.00	177,021.79	92,529.21	80,449.00		
GF20-301-301370: Lapse 12/31/20 CBS-4616	250,000.00	250,000.00	11,410.14	238,589.86			
GO21-375-310267: Lapse 12/31/21 CBS-4616	737,548.00	737,548.00		112,441.03		625,106.97	
GO22-376-315267: Lapse 12/31/21 CBS-4616	262,452.00	262,452.00				262,452.00	
GO22-376-320248: Lapse 12/31/22 CBS-4616	38,916.50	38,916.50		27.50		38,889.00	
GO23-377-326248: Lapse 12/31/22 CBS-4616	14,961,083.50						
KANAHA BEACH PARK MASTER PLAN							
GF22-301-320050: Lapse 12/31/22 CBS-4583	75,000.00	75,000.00				70,540.00	4,460.00
KEPANIWAI HERITAG GARDENS IMPR							
GF20-301-301366: Lapse 12/31/20 CBS-1143	300,000.00	300,000.00	37,210.00	8,401.00	232,649.00	21,740.00	
GF21-301-310070: Lapse 12/31/21 CBS-1143	444,519.00	444,519.00		27.50	436,097.50	8,394.00	
GF22-301-320097: Lapse 12/31/22 CBS-1143	753,027.00	753,027.00				15,680.00	737,347.00
KANAHA BCH PRK MP IMPRVMNT							
GF20-301-301368: Lapse 12/31/20	250,000.00	250,000.00	44,035.82	56,375.08	3,635.00	145,954.10	
KEHALANI MAUKA PARK IMPROVEMEN							
GF22-301-320051: Lapse 12/31/22 CBS-5516	150,000.00	150,000.00				119,358.53	30,641.47
WAIKAPU CC EXPANSION							
GO18-373-378260: Lapse 12/31/17 CBS-3214	1,000,000.00	17,869.00		10,304.33		7,564.67	
GO18-373-389268: Lapse 12/31/18 CBS-3214	1,488,030.24	1,488,030.24	815,332.77	672,697.47			
LIHIKAI SCHOOL PARK SITE IMPRV							
GF22-301-320052: Lapse 12/31/22 CBS-6645	1,500,000.00	1,500,000.00		82.50		32,120.53	1,467,796.97
VELMA McWAYNE SANTOS CTR IMPR							
GO21-375-310268: Lapse 12/31/21 CBS-6072	109,311.00	109,311.00		60,255.21		49,055.79	
GO22-376-315268: Lapse 12/31/21 CBS-6072	140,689.00	6,375.00				6,375.00	
GO22-376-320247: Lapse 12/31/22 CBS-6072	213,141.81	213,141.81		46,919.52		166,222.29	
GO23-377-326247: Lapse 12/31/22 CBS-6072	1,911,858.19						
CENTRAL MAUI REGIONAL PARK							
GF20-301-301372: Lapse 12/31/20 CBS-1214	500,000.00	500,000.00				500,000.00	
CM REG'L SPRTS CMPLX MAINT							

**County of Maui**  
**Capital Improvement Projects Report (Excluding Department of Water Supply)**  
**As of 6/30/2022**

<b>13-904 Parks and Recreation</b>	<b>Original Appropriation</b>	<b>Allotted To Date</b>	<b>Expenditure Prior Years</b>	<b>Expenditure Current Year</b>	<b>Amount Lapsed</b>	<b>Encumbrance</b>	<b>Allotment Balance</b>
GO21-375-301241: Lapse 12/31/20 CBS-3209 WELLS PARK MASTER PLAN IMPL	1,745,000.00	1,745,000.00	543,748.71	1,123,154.19		78,097.10	
GO21-375-390265: Lapse 12/31/19 CBS-4584 ICHIRO MAEHARA BB STDM IMPRV	26,177.00	25,950.00				25,950.00	
GF19-301-390065: Lapse 12/31/19	500,000.00	500,000.00	429,756.42	22,347.62	44,515.78	3,380.18	
GF21-301-310071: Lapse 12/31/21 CBS-5481	525,000.00	525,000.00		100,400.00		424,600.00	
GO22-376-310269: Lapse 12/31/21 CBS-5481	525,000.00	525,000.00				525,000.00	
GF22-301-320049: Lapse 12/31/22 CBS-5481	800,000.00	800,000.00		27.50		206,632.00	593,340.50
	<b>32,556,753.24</b>	<b>14,561,939.55</b>	<b>3,448,930.95</b>	<b>2,746,618.22</b>	<b>1,033,466.52</b>	<b>4,344,840.78</b>	<b>2,988,083.08</b>
<b>Kihei-Makena Community Plan Area</b>							
<b>WAIPUILANI PARK IRRIGATION</b>							
GF16-301-367108: Lapse 12/31/16 CBS-2359	800,000.00	800,000.00	533,870.74		239,500.00	26,629.26	
GF17-301-378341: Lapse 12/31/17 CBS-2359	100,000.00	100,000.00	18,758.13		81,137.23	104.64	
GF18-301-389756: Lapse 12/31/18 ORD#4796	81,137.00	81,137.00	29,427.85		44,151.81	7,557.34	
<b>SM COMMUNITY PARK</b>							
GO18-373-378243: Lapse 12/31/17 CBS-1118	650,000.00	544,967.99	402,947.76	142,020.23			
PA19-309-390044: Lapse 12/31/19 CBS-1118	500,000.00	500,000.00	25,857.67	120,328.85		353,813.48	
<b>SOUTH MAUI PARKS SYSTEM</b>							
GF19-301-390042: Lapse 12/31/19 CBS-2345	195,000.00	195,000.00	89,215.75	6,784.25	99,000.00		
GF20-301-301350: Lapse 12/31/20 CBS-2345	300,000.00	300,000.00	190,058.99		5,895.01	104,046.00	
PA20-309-301352: Lapse 12/31/20 CBS-2345	75,000.00	75,000.00				75,000.00	
<b>SM COMM PARK REC CENTER</b>							
PA19-309-390046: Lapse 12/31/19 CBS-5059	900,000.00	900,000.00	809,014.30		12,191.27	78,794.43	
<b>SOUTH MAU BEACH PARK PRKNG LOT</b>							
GF21-301-310057: Lapse 12/31/21 CBS-5552	100,000.00	100,000.00	7,786.41	79,864.52		12,349.07	
GO21-375-310258: Lapse 12/31/21 CBS-5552	439,540.53	439,540.53		353,557.10		85,983.43	
GO22-376-315258: Lapse 12/31/21 CBS-5552	60,459.47	55,437.10				55,437.10	
GF22-301-320043: Lapse 12/31/22 CBS-5552	775,000.00	775,000.00		33,342.63		196,624.37	545,033.00
<b>KAMAOLE POINT PAVILIONA</b>							
PA19-309-390045: Lapse 12/31/19 CBS-1205	250,000.00	250,000.00		248,815.00	1,185.00		
PA20-309-301351: Lapse 12/31/20 CBS-1205	250,000.00	250,000.00		20,063.45	229,936.55		
<b>KALAMA PARK SKATE PRK IMPRV</b>							
GO21-375-310259: Lapse 12/31/21 CBS-6075	36,655.21	36,655.21	27,840.66	5,743.48		3,071.07	
GO22-376-315259: Lapse 12/31/21 CBS-6075	363,344.79	363,344.79		363,344.79			
	<b>5,876,137.00</b>	<b>5,766,082.62</b>	<b>2,134,778.26</b>	<b>1,373,864.30</b>	<b>712,996.87</b>	<b>999,410.19</b>	<b>545,033.00</b>
<b>West Maui Community Plan Area</b>							
<b>WEST MAUI PARKS SYSTEM</b>							
PA17-309-378365: Lapse 12/31/17 CBS-2344	285,000.00	285,000.00	35,962.30	102,301.24	146,736.46		
GF19-301-390066: Lapse 12/31/19 CBS-2344	462,000.00	462,000.00	351,027.26	1,276.95	4,360.54	105,335.25	
GO21-375-390267: Lapse 12/31/19 CBS-2344	190,105.00	190,105.00	12,238.00	39,290.00		138,577.00	
GF20-301-301374: Lapse 12/31/20 CBS-2344	500,000.00	500,000.00	389,149.38	71,572.00	1,301.37	37,977.25	
<b>LAUNIUPOKO MASTER PLAN</b>							
PA19-309-390067: Lapse 12/31/19	500,000.00	500,000.00				500,000.00	

**County of Maui**  
**Capital Improvement Projects Report (Excluding Department of Water Supply)**  
**As of 6/30/2022**

<b>13-904 Parks and Recreation</b>	<b>Original Appropriation</b>	<b>Alloted To Date</b>	<b>Expenditure Prior Years</b>	<b>Expenditure Current Year</b>	<b>Amount Lapsed</b>	<b>Encumbrance</b>	<b>Allotment Balance</b>
<b>NAPILI PARK IMPROVEMENTS</b>							
PA22-309-320056: Lapse 12/31/22 CBS-6652	350,000.00	350,000.00				26,600.00	323,400.00
<b>LAHAINA CIVIC CENTER REHAB</b>							
GF21-301-310074: Lapse 12/31/21 CBS-6077	250,000.00	250,000.00		230,633.00		19,367.00	
GF22-301-320054: Lapse 12/31/22 CBS-6077	600,000.00	600,000.00				330,368.00	269,632.00
<b>LAHAINA CIVIC CTR TENNIS COURT</b>							
GF22-301-320055: Lapse 12/31/22 CBS-6647	425,000.00	425,000.00		32.00		37,863.00	387,105.00
	<b>3,562,105.00</b>	<b>3,562,105.00</b>	<b>788,376.94</b>	<b>445,105.19</b>	<b>152,398.37</b>	<b>1,196,087.50</b>	<b>980,137.00</b>
<b>Lanai Community Plan Area</b>							
<b>LANAI PARKS SYSTEM</b>							
GF17-301-378345: Lapse 12/31/17 CBS-2347	25,000.00	25,000.00	20,338.25	4,661.75			
GF19-301-390047: Lapse 12/31/19 CBS-2347	350,000.00	350,000.00	68,884.90	104,937.00	158,784.00	17,394.10	
GO21-375-301231: Lapse 12/31/20 CBS-2347	3,497,000.00	285,010.11	31,828.19			253,181.92	
GO21-375-301233: Lapse 12/31/20 CBS-2347	533,700.00	533,700.00	201,590.00	332,110.00			
<b>LANAI PARKS MAINTENANCE BLDG</b>							
GO21-375-390262: Lapse 12/31/19 CBS-4580	284,756.16	2,343.16		2,343.16			
<b>LANAI YOUTH CTR/SKATE PRK</b>							
GO23-377-320244: Lapse 12/31/22 CBS-6052	4,000,000.00						
<b>LANAI GYM RE-ROOFING/IMPR</b>							
GO21-375-310260: Lapse 12/31/21 CBS-5542	1,100,000.00	1,100,000.00	290,222.32	805,681.86	4,095.82		
	<b>9,790,456.16</b>	<b>2,296,053.27</b>	<b>612,863.66</b>	<b>1,249,733.77</b>	<b>162,879.82</b>	<b>270,576.02</b>	<b>0.00</b>
<b>Molokai Community Plan Area</b>							
<b>KAUNAKAKAI GYM REHABILITATION</b>							
GF21-301-310062: Lapse 12/31/21 CBS-6074	250,000.00	250,000.00		116,248.00		133,752.00	
<b>KILOHANA RECREATION CTR RENOV</b>							
GF21-301-310063: Lapse 12/31/21 CBS-6097	250,000.00	250,000.00		51,723.92		198,276.08	
<b>MOLOKAI PARKS SYSTEM</b>							
GF19-301-390056: Lapse 12/31/19 CBS-2346	635,000.00	635,000.00	325,132.28	198,928.50	92,967.72	17,971.50	
GF20-301-301360: Lapse 12/31/20 CBS-2346	275,000.00	275,000.00	63,732.00	17,768.00	164,311.00	29,189.00	
	<b>1,410,000.00</b>	<b>1,410,000.00</b>	<b>388,864.28</b>	<b>384,668.42</b>	<b>257,278.72</b>	<b>379,188.58</b>	<b>0.00</b>
<b>Countywide</b>							
<b>CW PARK PLAYGROUND IMPRV</b>							
GF19-301-390C38: Lapse 12/31/19 CBS#3232	1,000,000.00	1,000,000.00	889,530.26		33,525.24	76,944.50	
PA22-309-320C41: Lapse 12/31/22 CBS-3232	600,000.00	600,000.00		15,439.76			584,560.24
<b>CW LIGHT ORDINANCE COMPL</b>							
GF18-301-389C28: Lapse 12/31/18 CBS-4613	500,000.00	500,000.00	238,716.00	58,199.20	203,084.80		
GF19-301-390C39: Lapse 12/31/19 CBS#4613	600,000.00	600,000.00	566,987.41	16,017.25		16,995.34	
<b>CW PARKS ADA IMPROVEMENTS</b>							
GF19-301-390C37: Lapse 12/31/19 CBS#1117	300,000.00	300,000.00	293,792.25			6,207.75	
GF20-301-301C41: Lapse 12/31/20 CBS-1117	500,000.00	500,000.00	407,428.00			92,572.00	
GF20-301-301C42: Lapse 12/31/20 CBS-1117	500,000.00	500,000.00	348,235.16	6,745.00	116,679.84	28,340.00	

**County of Maui**  
**Capital Improvement Projects Report (Excluding Department of Water Supply)**  
**As of 6/30/2022**

<b>13-904 Parks and Recreation</b>	<b>Original Appropriation</b>	<b>Alloted To Date</b>	<b>Expenditure Prior Years</b>	<b>Expenditure Current Year</b>	<b>Amount Lapsed</b>	<b>Encumbrance</b>	<b>Allotment Balance</b>
GF20-301-301C43: Lapse 12/31/20 CBS-1117	2,500,000.00	2,500,000.00	1,031,091.35	141,659.53	173,477.61	1,153,771.51	
GF20-301-301C44: Lapse 12/31/20 CBS-1117	275,000.00	275,000.00	151,940.00	123,060.00			
GF21-301-310C52: Lapse 12/31/21 CBS-1117	250,000.00	250,000.00	56,038.16	49,169.05		144,792.79	
GF22-301-320C39: Lapse 12/31/22 CBS-1117	500,000.00	500,000.00		17,763.26		173,621.00	308,615.74
LARGE CAPACITY CESSPOOL							
GO18-373-367252: Lapse 12/31/16 CBS-1114	550,000.00	242,364.00	224,144.15			18,219.85	
CW BUILDING MAINT REPAIRE BSY							
GF19-301-390C40: Lapse 12/31/19 CBS#2742	225,000.00	225,000.00	219,692.20			5,307.80	
CW PARKS FACILITIES							
GF21-301-310C53: Lapse 12/31/21 CBS-4581	300,000.00	300,000.00	118,412.17	27,881.20	312.10	153,394.53	
GF22-301-320C40: Lapse 12/31/22 CBS-4581	500,000.00	500,000.00		118,674.03		204,496.44	176,829.53
MOLOKAI ATHLETIC COMPLEX							
SH16-323-369511:	400,000.00	400,000.00				399,980.00	20.00
	<b>9,500,000.00</b>	<b>9,192,364.00</b>	<b>4,546,007.11</b>	<b>574,608.28</b>	<b>527,079.59</b>	<b>2,474,643.51</b>	<b>1,070,025.51</b>
<b>TOTAL Parks and Recreation</b>	<b>76,393,106.57</b>	<b>46,628,841.88</b>	<b>14,520,744.26</b>	<b>7,029,756.52</b>	<b>4,108,849.63</b>	<b>14,872,455.01</b>	<b>6,097,036.46</b>

**County of Maui**  
**Capital Improvement Projects Report (Excluding Department of Water Supply)**  
**As of 6/30/2022**

<b>13-907 Roads</b>	<b>Original Appropriation</b>	<b>Alloted To Date</b>	<b>Expenditure Prior Years</b>	<b>Expenditure Current Year</b>	<b>Amount Lapsed</b>	<b>Encumbrance</b>	<b>Allotment Balance</b>
<b>Hana Community Plan Area</b>							
HANA DISTRICT RD RESURFACING							
HY01-302-317003: Lapse 12/31/01	650,000.00	643,184.00	491,466.73	2,354.52	147,509.31	1,853.44	
KALEPA ROCKFALL REPAIRS							
HY19-302-390083: Lapse 12/31/19 CBS-2779	150,000.00	150,000.00	101,356.74	48,643.26			
HY20-302-301392: Lapse 12/31/20 CBS-2779	350,000.00	350,000.00	150.00	73,429.69	149,349.76	127,070.55	
GO23-377-320270: Lapse 12/31/22 CBS-2779	4,250,000.00						
KOUKOUAI BRIDGE REHAB							
GO18-373-378279: Lapse 12/31/17 CBS-1046	600,000.00	568,000.00	288,800.52	53,507.89	225,691.59		
GO21-375-301251: Lapse 12/31/20 CBS-1046	1,999,527.59	1,437,634.41	242,777.42	1,179,543.95		15,313.04	
KALEPA REVETMENT/SEAWALL REP							
GO21-375-390275: Lapse 12/31/19 CBS-3183	451,239.50	413,111.50	229,558.75	183,552.75			
GO21-375-310287: Lapse 12/31/21 CBS-3183	419,816.00	419,816.00		54,656.41		365,159.59	
MAKA'AKAE RD RESURFACING							
GO21-375-390276: Lapse 12/31/19 CBS-3183	549,820.42	493,980.00				493,980.00	
GO21-375-310286: Lapse 12/31/21 CBS-6088	1,350,000.00	1,350,000.00				1,350,000.00	
KEANAE ROAD SAFETY IMPROVEMENT							
SH19-323-390022:	2,000,000.00	2,000,000.00					2,000,000.00
	<b>12,770,403.51</b>	<b>7,825,725.91</b>	<b>1,354,110.16</b>	<b>1,595,688.47</b>	<b>522,550.66</b>	<b>2,353,376.62</b>	<b>2,000,000.00</b>
<b>Paia-Haiku Community Plan Area</b>							
BALDWIN AVE PUBLIC PRKG LOT IM							
GF21-301-310093: Lapse 12/31/21 CBS-6096	200,000.00	200,000.00		47,410.00	97,700.00	54,890.00	
KAUPAKALUA PVE MNT RECONST							
HY17-302-378393: Lapse 12/31/17 CBS-1066	550,000.00	550,000.00	527,611.42	2,640.00	19,748.58		( )
GO18-373-389259: Lapse 12/31/18 CBS-1066	1,549,531.44	1,549,531.44	1,355,587.97	70,398.27	85,703.24	37,841.96	
GO20-374-389275: Lapse 12/31/18 CBS-1066	850,468.56	81,466.99	81,066.99		.01	399.99	
GO21-375-301242: Lapse 12/31/20 CBS-1066	2,187,658.57	671,824.90	327,997.16	51,914.17		291,913.57	
HAIKU RD GUARDRAIL/SHLDR IMPR							
HY19-302-390092: Lapse 12/31/19 CBS-4597	300,000.00	300,000.00	234,380.82	37,839.18	27,780.00		
HY20-302-301400: Lapse 12/31/20 CBS-4597	200,000.00	200,000.00		30,830.79		169,169.21	
GO21-375-320271: Lapse 12/31/22 CBS-4597	2,000,000.00	2,000,000.00		2,000,000.00			
GO23-377-326201: Lapse 12/31/22 CBS-4597	5,499,950.00						
GO22-376-326271: Lapse 12/31/22 CBS-4597	50.00	50.00		50.00			
N SHORE GREENWAY PHASE 4							
DOT18-325-389025: #STP-STP-0900(0 89)	1,407,904.00	1,574,135.60	1,513,936.05	2,493.11			57,706.44
	<b>14,745,562.57</b>	<b>7,127,008.93</b>	<b>4,040,580.41</b>	<b>2,243,575.52</b>	<b>230,931.83</b>	<b>554,214.73</b>	<b>57,706.44</b>
<b>Makawao-Pukalani-Kula Community Plan Area</b>							
OLD HAL HWY DW (MAK AVE-PUK ST							
HY19-302-390089: Lapse 12/31/19 CBS-3187	1,000,000.00	1,000,000.00	279,526.90	11,098.10	709,375.00		
PUKALANI TERRACE SDV PAVE RECO							
HY19-302-390088: Lapse 12/31/19 CBS-3194	1,000,000.00	1,000,000.00	938,599.07		157.00	61,243.93	
GO21-375-301252: Lapse 12/31/20 CBS-3194	1,992,662.85	1,623,817.86	1,305,448.08	26,924.65		291,445.13	

**County of Maui**  
**Capital Improvement Projects Report (Excluding Department of Water Supply)**  
**As of 6/30/2022**

<b>13-907 Roads</b>	<b>Original Appropriation</b>	<b>Alloted To Date</b>	<b>Expenditure Prior Years</b>	<b>Expenditure Current Year</b>	<b>Amount Lapsed</b>	<b>Encumbrance</b>	<b>Allotment Balance</b>
GRDRAIL/SHLDR IMPRV VAR LOC HY20-302-301394: Lapse 12/31/20 CBS-2774	266,000.00	266,000.00	62,453.50	1,555.69	201,990.81		
MAK/MAKANI ROAD IMPROVEMENTS HY06-302-367010: Lapse 12/31/06	600,000.00	600,000.00	415,741.59	40,644.79		143,613.62	
O HALEA HWY TRAFFIC SIG'L UPGR HY20-302-301390: Lapse 12/31/20 CBS-2771	200,000.00	200,000.00	18,111.05	40,651.39	7,817.21	133,420.35	
HALEAKALA HWY INTERSEC IMPR SH14-323-345410:	2,000,000.00	1,250,000.00					1,250,000.00
KOKOMO RD/MAK AVE PVMNT PH2 DOT17-325-376740: #STP-STP-0900(0 86)	7,240,600.00	4,829,244.96	4,752,608.14				76,636.82
BALDWIN AVE RESURFACING DOT14-325-345403: #STP-STP-0390(0 01)	2,261,738.00	2,261,738.00	2,259,236.17				2,501.83
MAKAWAO AVE PAVEMENT RECON DOT22-325-320083: #STP-STP-0365(0 12)	7,760,000.00	7,760,000.00					7,760,000.00
KAUPAKALUA RD PAVEMENT RECONS DOT18-325-389020: #STP-STP-0365(0 10)	4,600,000.00	4,212,290.64	3,697,843.19	91,820.47			422,626.98
	<b>28,921,000.85</b>	<b>25,003,091.46</b>	<b>13,729,567.69</b>	<b>212,695.09</b>	<b>919,340.02</b>	<b>629,723.03</b>	<b>9,511,765.63</b>
<b>Wailuku-Kahului Community Plan Area</b>							
KAHEKILI HIGHWAY SLOPE REPAIR HY22-302-320074: Lapse 12/31/22 CBS-6060	400,000.00	400,000.00				400,000.00	
WAIKALE RD IMP (KAOHU-WAIINU) GO21-375-390286: Lapse 12/31/19 CBS-1919	139,745.00	139,745.00	31,340.00	4,230.00		104,175.00	
C MAUI SIGNAL UPGRADE HY17-302-378402: Lapse 12/31/17 CBS-1945	270,000.00	270,000.00	148,600.00		21,200.00	100,200.00	
WAIKALE RD EXTENSION GO22-376-310292: Lapse 12/31/21 CBS-1069	500,000.00	500,000.00		292,143.22		207,856.78	
GO22-376-320280: Lapse 12/31/22 CBS-1069	3,307,534.03	3,307,534.03				3,307,534.03	
GO23-377-326280: Lapse 12/31/22 CBS-1069	192,465.97						
WAKEA/KAMEHAMEHA INTRSEC IMPRV GO21-375-301269: Lapse 12/31/20 CBS-1916	250,000.00	246,600.00	93,615.47	67,195.67		85,788.86	
WAIKALE RD IMP AT WAIINU ROAD HY19-302-390100: Lapse 12/31/19 CBS-1018	300,000.00	300,000.00	44,772.00			255,228.00	
HY20-302-301410: Lapse 12/31/20 CBS-1018	100,000.00	100,000.00			5,384.00	94,616.00	
MILL STREET PVMNT RECONSTRUCT DOT21-325-310120: #STP-STP-3840(0 01)	4,300,000.00	3,319,772.00		551,127.77		2,732,304.14	36,340.09
DOT22-325-320082: #STP-STP-3960(0 01)	8,138,273.00	6,471,331.76		189,473.04		5,431,101.29	850,757.43
C MAUI SUB-AREA TRANS STUDY GF20-301-301413: Lapse 12/31/20 CBS-5538	100,000.00	100,000.00	1,834.06	23,603.41		74,562.53	
HANSEN RD PAVEMENT RECONS DOT15-325-356700: #STP-STP-3600(0 01)	3,500,000.00	3,919,875.20	3,827,052.65				92,822.55
KAMEHAMEHA AVE PAVEMENT REHAB DOT13-325-337504: #STP-STP-0900 (079)	3,727,251.98	3,717,059.29	2,839,876.17			198,799.13	678,383.99

**County of Maui**  
**Capital Improvement Projects Report (Excluding Department of Water Supply)**  
**As of 6/30/2022**

<b>13-907 Roads</b>	<b>Original Appropriation</b>	<b>Alloted To Date</b>	<b>Expenditure Prior Years</b>	<b>Expenditure Current Year</b>	<b>Amount Lapsed</b>	<b>Encumbrance</b>	<b>Allotment Balance</b>
PAVEMENT REHAB S MAUI ROADS							
DOT18-325-389800: #STP-STP-0900(0 90)	5,448,985.87	4,138,107.74	3,802,220.25				335,887.49
PAPA AVE COMPLETE STREETS IMPR							
HY19-302-390101: Lapse 12/31/19 CBS-5024	150,000.00	150,000.00	143,390.64	6,609.36			
LONO AVENUE EXTENSION							
HY19-302-390102: Lapse 12/31/19 CBS-5054	300,000.00	300,000.00	135,875.50	4,557.45	5,950.00	153,617.05	
	<b>31,124,255.85</b>	<b>27,380,025.02</b>	<b>11,068,576.74</b>	<b>1,138,939.92</b>	<b>32,534.00</b>	<b>13,145,782.81</b>	<b>1,994,191.55</b>
<b>Kihei-Makena Community Plan Area</b>							
S.KIHEI RD DW IMPR (PIIKEA-KU)							
HY19-302-390086: Lapse 12/31/19	200,000.00	200,000.00	134,332.00	2,510.00		63,158.00	
GO21-375-301294: Lapse 12/31/20 CBS-5485	1,900,000.00	1,479,382.16	9,033.80			1,470,348.36	()
OHUKAI RD SDWLK IMPRV							
GO21-375-301295: Lapse 12/31/20 CBS-5492	600,000.00	600,000.00	2,618.40			597,381.60	
KIHEI BIKEWAY PHASE 2							
PV16-329-367579:	46,531.00	46,531.00	727.87			45,803.13	
SO KIHEI RD PAVEMENT REHAB							
DOT14-325-345400: #STP-STP-3100(0 13)	2,600,000.00	1,269,958.75	1,261,865.99	8,092.76			()
DOT21-325-310115: #STP-STP-3100(0 16)	6,230,000.00	5,361,238.36		400,681.55		4,869,730.35	90,826.46
NS COLLECTOR ROAD (NAMAUU-KUL)							
GO21-375-390285: Lapse 12/31/19 CBS-2309	500,000.00	478,866.00	8,627.32	382,805.37		87,433.31	
GO21-375-301293: Lapse 12/31/20 CBS-2309	1,000,000.00	970,740.00				970,740.00	
BY21-304-310088: Lapse 12/31/21 CBS-2309	250,000.00	250,000.00				250,000.00	
HY21-302-310089: Lapse 12/31/21 CBS-2309	500,000.00	500,000.00				500,000.00	
GO22-376-320273: Lapse 12/31/22 CBS-2309	463,641.00	463,641.00		270,000.00		193,641.00	
GO23-377-326203: Lapse 12/31/22 CBS-2309	51,359.00						
	<b>14,341,531.00</b>	<b>11,620,357.27</b>	<b>1,417,205.38</b>	<b>1,064,089.68</b>	<b>0.00</b>	<b>9,048,235.75</b>	<b>90,826.46</b>
<b>West Maui Community Plan Area</b>							
WM ROADWAY IMPRV MTV GRANT							
PV15-329-356575:	715,000.00	715,000.00	167,900.00				547,100.00
PV16-329-367575:	1,700,000.00	1,700,000.00					1,700,000.00
LWR HONOAPILANI RD IMPRV MNTS							
GO12-370-327208: Lapse 12/31/12	1,000,000.00	862,566.00	862,566.00	(458,954.32)	458,954.32		
GF22-301-320075: Lapse 12/31/22 CBS-6643	500,000.00	500,000.00					500,000.00
FRONT STREET IMPROVEMENTS							
GO21-375-390273: Lapse 12/31/19 CBS-1946	620,781.57	620,781.57	102,172.39	140,540.86		378,068.32	
WM GREENWAY PILOT PRJ							
BY17-304-378406: Lapse 12/31/17 CBS-3240	300,000.00	300,000.00	153,844.38			146,155.62	
NAPILI 4/5 CULVERT L HONOAPI							
GO21-375-301232: Lapse 12/31/20 CBS-2315	2,567,614.59	1,476,085.55	1,281,169.04	29,768.75	165,147.76		
KAHANA NUI BRIDGE REPLCMNT							
GO21-375-301248: Lapse 12/31/20 CBS-1040	1,074,252.98	1,066,082.86	8,330.00	335,375.92		722,376.94	()

**County of Maui**  
**Capital Improvement Projects Report (Excluding Department of Water Supply)**  
**As of 6/30/2022**

<b>13-907 Roads</b>	<b>Original Appropriation</b>	<b>Alloted To Date</b>	<b>Expenditure Prior Years</b>	<b>Expenditure Current Year</b>	<b>Amount Lapsed</b>	<b>Encumbrance</b>	<b>Allotment Balance</b>
PAPALUA ST TRAFFIC SIGNAL UPGR DOT22-325-320081: #STP-STP-3960(0 01)	1,576,000.00	1,576,000.00					1,576,000.00
	<b>10,053,649.14</b>	<b>8,816,515.98</b>	<b>2,575,981.81</b>	<b>46,731.21</b>	<b>624,102.08</b>	<b>1,246,600.88</b>	<b>4,323,100.00</b>
<b>Lanai Community Plan Area</b>							
SIXTH ST/LANAI AVE INTERSEC GO22-376-310290: Lapse 12/31/21 CBS-6058	150,000.00	24,720.00				24,720.00	
<b>Countywide</b>							
<b>CW BIKEWAY IMPROVEMENTS</b>							
BY16-304-367C31: Lapse 12/31/16 CBS-1036	150,000.00	150,000.00	72,521.13			77,478.87	
BY18-304-389C49: Lapse 12/31/18 CBS-1036	97,276.00	97,276.00	14,813.16		6,329.84	76,133.00	()
BY20-304-301C80: Lapse 12/31/20 CBS-1036	387,208.00	387,208.00	201,001.87	109,408.20	36,385.93	40,412.00	
<b>CW SIDEWALK IMPROVEMENTS</b>							
HY13-302-331133: Lapse 12/31/13 CBS-1037	500,000.00	500,000.00	446,655.16		45,328.87	8,015.97	
HY19-302-390C78: Lapse 12/31/19 CBS#1037	490,000.00	490,000.00	422,744.82	31,237.18	22,836.17	13,181.83	
HY20-302-301C85: Lapse 12/31/20 CBS-1037	745,000.00	745,000.00	65,500.71	211,694.02	245,058.23	222,747.04	
<b>CW BRIDGE IMPROVEMENTS</b>							
HY14-302-345332: Lapse 12/31/14 CBS-1031	295,000.00	295,000.00	150,402.76		418.70	144,178.54	()
HY16-302-367C22: Lapse 12/31/16 CBS-1031	370,000.00	370,000.00	213,743.50		122,129.50	34,127.00	
HY19-302-390C76: Lapse 12/31/19 CBS#1031	220,000.00	220,000.00	189,537.23		3,042.77	27,420.00	
HY20-302-301C83: Lapse 12/31/20 CBS-1031	600,000.00	600,000.00	234,580.56	122,780.74	109,756.11	132,882.59	
PAIA SCHOOL SAFE ROUTES TO SCH DOT19-325-390095: #STP-SRS-0900(0 91)	1,226,784.55	1,226,784.55	1,014,391.00	2,336.22		54,204.09	155,853.24
<b>CW SAFETY IMPROVEMENTS</b>							
HY13-302-331132: Lapse 12/31/13 CBS-1024	600,000.00	600,000.00	550,441.47		22,959.77	26,598.76	
HY18-302-389C51: Lapse 12/31/18 CBS-1024	500,000.00	500,000.00	322,772.34		7,365.86	166,921.97	2,939.83
HY19-302-390C75: Lapse 12/31/19 CBS#1024	850,000.00	850,000.00	674,551.48	57,998.49	64,277.13	53,172.90	
HY20-302-301C82: Lapse 12/31/20 CBS-1024	1,060,000.00	1,060,000.00	343,561.85	79,738.78	314,732.42	321,966.95	
<b>CW TRAFFIC/SAFETY PROGRAM</b>							
BY21-304-310C79: Lapse 12/31/21 CBS-6067	50,000.00	50,000.00	6,649.01	23,545.00		19,805.99	
HY21-302-310C82: Lapse 12/31/21 CBS-6067	1,720,000.00	1,720,000.00	119,586.16	548,608.44	190,585.11	861,220.29	
HY22-302-320C66: Lapse 12/31/22 CBS-6067	1,814,700.00	1,814,700.00		60,607.23		1,018,881.62	735,211.15
<b>CW RD RESURFACING/PAVEMENT PR</b>							
HY14-302-345333: Lapse 12/31/14 CBS-1023	5,546,744.00	5,546,744.00	5,404,729.31		56,526.05	85,488.64	
HY17-302-378C74: Lapse 12/31/17 CBS-1023	5,634,267.00	5,634,267.00	4,785,497.03	13,252.17	320,778.76	514,739.04	
HY18-302-389C50: Lapse 12/31/18 CBS-1023	5,238,541.00	5,238,541.00	4,575,769.32	353,689.25	220,494.99	65,980.55	22,606.89
HY19-302-390C74: Lapse 12/31/19 CBS#1023	6,266,792.00	6,266,792.00	5,680,805.34	112,086.67	338,350.46	117,349.26	18,200.27
HY20-302-301C81: Lapse 12/31/20 CBS-1023	5,676,267.00	5,676,267.00	2,002,020.90	2,597,559.42	134,325.51	942,361.17	()
HY21-302-310C81: Lapse 12/31/21 CBS-1023	6,250,000.00	6,250,000.00	752,808.99	1,643,736.56	100,725.16	3,752,729.29	
HY22-302-320C65: Lapse 12/31/22 CBS-1023	6,215,798.00	6,215,798.00		760,027.69		1,875,575.83	3,580,194.48
GO22-376-320C68: Lapse 12/31/22 CBS-1023	972,391.33	972,391.33		176,289.68		796,101.65	
GF22-301-320C69: Lapse 12/31/22 CBS-1023	284,202.00	284,202.00					284,202.00
GO23-377-326C68: Lapse 12/31/22 CBS-1023	2,577,608.67						
<b>CW TRAFFIC CALMING PROGRAM</b>							

**County of Maui**  
**Capital Improvement Projects Report (Excluding Department of Water Supply)**  
**As of 6/30/2022**

<b>13-907 Roads</b>	<b>Original Appropriation</b>	<b>Allotted To Date</b>	<b>Expenditure Prior Years</b>	<b>Expenditure Current Year</b>	<b>Amount Lapsed</b>	<b>Encumbrance</b>	<b>Allotment Balance</b>
HY20-302-301C84: Lapse 12/31/20 CBS-1035 KEA ST PAVEMENT RECONSTRUCTION	500,000.00	500,000.00	199,645.02		295,354.98	5,000.00	
DOT19-325-390710: #STP-STP-0900(0 93) GUARDRAIL/SHLDR HALIIMAILE RD	1,848,134.52	1,848,134.52	1,562,234.68	7,329.27			278,570.57
DOT20-325-300820: #STP-STP-A371(0 03) OLD HALEAKALA HWY TRAFFICE SIG	281,415.02	281,415.02	241,137.39	7,230.87			33,046.76
DOT20-325-300825: #STP-STP-0357(0 01) KAUPAKALUA RD PVMNT RECON PH-2	510,256.00	510,255.89		83,557.41		413,425.29	13,273.19
DOT19-325-390720: #STP-STP-0365(0 11) CW FEDERAL AID PROGRAM	5,850,521.72	4,642,153.77	3,413,750.45	583,202.20			645,201.12
GO21-375-390C89: Lapse 12/31/19 CBS#5022	1,350,354.38	1,346,459.27	944,622.88	144,445.78	216,152.24	41,238.37	
GO20-374-310C84: Lapse 12/31/21 CBS-5022	140,364.75	140,364.75	16,363.88		124,000.87		
GO21-375-310C88: Lapse 12/31/21 CBS-5022	5,477,038.42	5,477,038.42	875,495.38	2,153,642.11		2,447,900.93	
GO22-376-315C88: Lapse 12/31/21 CBS-5022	5,414,596.83	4,129,633.44		644,395.77		3,485,237.67	
HY22-302-320C64: Lapse 12/31/22 CBS-5022	400,000.00	400,000.00		58,149.00		341,851.00	
GO22-376-320C67: Lapse 12/31/22 CBS-5022	2,526,662.23	2,526,662.23		143,709.28		2,382,952.95	
GO23-377-326C67: Lapse 12/31/22 CBS-5022	5,652,337.77						
SAFE ROUTES TO SCH PRG							
SH18-323-389510:	225,000.00	92,955.73				92,955.73	
SH19-323-399510:	275,000.00	97,584.27		8,207.54			89,376.73
SH20-323-301510:	275,000.00	166,780.38					166,780.38
ASSESSMENT OF COM COASTAL RDS							
DOT20-325-300810: #STP-STP-0900(1 01) KAHANA NUI BRIDGE REPLCMNT	560,000.00	527,268.00					527,268.00
DOT20-325-300830: #STP-BR-3080(00 9) C MAUI SUB-AREA TRANSPORT STUD	4,345,007.00	4,354,007.00		1,342,998.89		2,875,389.07	135,619.04
DOT20-325-300835: #STP-SPR-0010(0 46) IOLANI/LOHA/MAKANI RD PVMNT		400,000.00	7,336.21	94,413.66		298,250.13	
DOT21-325-310100: #STP-STP-0900(0 99) SOH OLD HALEAKALA HWY SDWLK	10,500,000.00	10,499,178.22	1,181,577.49	3,321,071.74		5,714,004.93	282,524.06
SH19-323-399515: CW BRIDGE/DRAINAGE PROGRAM		3,000,000.00				1,962,628.00	1,037,372.00
HY21-302-310C80: Lapse 12/31/21 CBS-6069	2,850,000.00	2,850,000.00	370,051.52	810,898.01	941,998.44	727,052.03	
	<b>105,320,268.19</b>	<b>97,550,861.79</b>	<b>37,057,300.00</b>	<b>16,307,847.27</b>	<b>3,939,913.87</b>	<b>32,237,560.94</b>	<b>8,008,239.71</b>
<b>TOTAL Roads</b>	<b>217,426,671.11</b>	<b>185,348,306.36</b>	<b>71,243,322.19</b>	<b>22,609,567.16</b>	<b>6,269,372.46</b>	<b>59,240,214.76</b>	<b>25,985,829.79</b>

**County of Maui**  
**Capital Improvement Projects Report (Excluding Department of Water Supply)**  
**As of 6/30/2022**

<b>13-908 Solid Waste Facilities</b>	<b>Original Appropriation</b>	<b>Alloted To Date</b>	<b>Expenditure Prior Years</b>	<b>Expenditure Current Year</b>	<b>Amount Lapsed</b>	<b>Encumbrance</b>	<b>Allotment Balance</b>
<b>Hana Community Plan Area</b>							
HANA LF OFFICE TRAILER/PV EXP GO22-376-310209: Lapse 12/31/21 CBS-5504	275,000.00	30,332.00		30,332.00			
<b>Wailuku-Kahului Community Plan Area</b>							
CML SYS CONTROL & DATA ACQ SW19-305-390024: Lapse 12/31/19 CBS-3181	300,000.00	300,000.00	227,350.19	15,105.81	30,160.00	27,384.00	
CML PH VB EXT LEACHATE RECIRC GO21-375-301216: Lapse 12/31/20 CBS-5495	650,000.00	650,000.00	28,221.00	16,543.50		605,235.50	
WAIKAPU LF SITE RESTORATN SW18-305-389713: Lapse 12/31/18 CBS-2724	860,000.00	860,000.00	851,941.58	8,045.70	12.72		
CML GAS COLLECTION SYST RELIAB SW22-305-320016: Lapse 12/31/22 CBS-6639	320,000.00	320,000.00		6,946.75		312,886.25	167.00
CENTRAL MAUI LF EXPANSION GO21-375-301226: Lapse 12/31/20 CBS-5019	12,470,238.50	8,696,467.75	5,294,286.31	3,402,168.24	13.20		
GO21-375-310225: Lapse 12/31/21 CBS-5019	249,999.04	249,999.04	53,272.74	196,726.12	.18		
CML OPERATIONS FACILITIES GO21-375-310224: Lapse 12/31/21 CBS-2721	400,000.00	400,000.00		400,000.00			
CML STORMWATER MGMT SW22-305-320017: Lapse 12/31/22 CBS-5020	100,000.00	100,000.00				100,000.00	
CML LAND PURCHASE GO21-375-390246: Lapse 12/31/19 CBS-3567	248,552.09	248,552.09		5,502.50		243,049.59	
GO21-375-301215: Lapse 12/31/20 CBS-3567	2,000,000.00	1,994,910.00	1,695,000.00	60,412.50		239,497.50	
CML PHASES IV&V FINAL CLOSURE GO21-375-310223: Lapse 12/31/21 CBS-1099	324,950.00	324,950.00	77,136.00	17,629.50		230,184.50	
CML EXT PRIMARY LITTER SCR/DRN GO21-375-301217: Lapse 12/31/20 CBS-5494	500,000.00	500,000.00	122,380.30	377,544.98	74.72		
CML STORAGE FAC/INFRASTRUCTURE GO21-375-301218: Lapse 12/31/20 CBS-3577	300,000.00	300,000.00	20,776.50	279,211.76	11.74		
CML CUSTOMER D/OFF AREA IMPRV GO21-375-310226: Lapse 12/31/21 CBS-5493	99,770.50	99,770.50	27,000.00	72,770.50			
CML ENTRANCE FAC TRAFFIC IMPRV GO21-375-310227: Lapse 12/31/21 CBS-5502	99,770.50	99,770.50		75,830.50		23,940.00	
GO22-376-320282: Lapse 12/31/22 CBS-5502	484,650.00	484,650.00				484,650.00	
CML PHASE V-B EXT GO21-375-310222: Lapse 12/31/21 CBS-1095	137,963.00	137,963.00	24,554.40	113,408.60			
GO22-376-315222: Lapse 12/31/21 CBS-1095	2,012,037.00	2,012,037.00		2,012,037.00			
CML PHASE IIIB LATERAL EXP GO22-376-320215: Lapse 12/31/22 CBS-6635	250,000.00	250,000.00		121,412.00		128,588.00	
CML PH II/III INTERFC DEVT GO22-376-320214: Lapse 12/31/22 CBS-6634	824,945.42	824,945.42		250,914.42		574,031.00	
GO23-377-326214: Lapse 12/31/22 CBS-6634	25,054.58						

**County of Maui**  
**Capital Improvement Projects Report (Excluding Department of Water Supply)**  
**As of 6/30/2022**

<b>13-908 Solid Waste Facilities</b>	<b>Original Appropriation</b>	<b>Alloted To Date</b>	<b>Expenditure Prior Years</b>	<b>Expenditure Current Year</b>	<b>Amount Lapsed</b>	<b>Encumbrance</b>	<b>Allotment Balance</b>
	<b>22,657,930.63</b>	<b>18,854,015.30</b>	<b>8,421,919.02</b>	<b>7,432,210.38</b>	<b>30,272.56</b>	<b>2,969,446.34</b>	<b>167.00</b>
<b>West Maui Community Plan Area</b>							
OLOWALU LF SITE RESTORATION							
SW18-305-389717: Lapse 12/31/18 CBS-2725	950,000.00	950,000.00	850,340.31	5,167.72	40.72	94,451.25	
<b>Molokai Community Plan Area</b>							
KALAMAULA LF SITE RESTORATION							
SW18-305-389708: Lapse 12/31/18 CBS-2727	230,000.00	230,000.00	117,151.00		1,429.00	111,420.00	
MOLOKAI LF PHASE V							
SW19-305-390016: Lapse 12/31/19 CBS-4606	300,000.00	300,000.00	299,718.71	17.79	263.50		
GO21-375-310218: Lapse 12/31/21 CBS-4606	232,195.00	232,195.00		135,064.26		97,130.74	
GO22-376-315218: Lapse 12/31/21 CBS-4606	4,767,805.00	4,623,750.00		193,000.00		4,430,750.00	
	<b>5,530,000.00</b>	<b>5,385,945.00</b>	<b>416,869.71</b>	<b>328,082.05</b>	<b>1,692.50</b>	<b>4,639,300.74</b>	<b>0.00</b>
<b>Countywide</b>							
INTEGRATED SW MGT PLAN UPDTE							
SW20-305-301301: Lapse 12/31/20 CBS-3565	200,000.00	200,000.00	41,275.00	85,862.50		72,862.50	
ENV'TAL COMP SYS DSGN/CTNS							
SW20-305-301C00: Lapse 12/31/20 CBS-3182	500,000.00	500,000.00	30,068.86	194,622.59	135,831.73	139,476.82	
SW21-305-310C00: Lapse 12/31/21 CBS-3182	500,000.00	500,000.00		434,964.40	35.60	65,000.00	
SW22-305-320C00: Lapse 12/31/22 CBS-3182	250,000.00	250,000.00		29,862.83		15,584.13	204,553.04
	<b>1,450,000.00</b>	<b>1,450,000.00</b>	<b>71,343.86</b>	<b>745,312.32</b>	<b>135,867.33</b>	<b>292,923.45</b>	<b>204,553.04</b>
<b>TOTAL Solid Waste Facilities</b>	<b>30,862,930.63</b>	<b>26,670,292.30</b>	<b>9,760,472.90</b>	<b>8,541,104.47</b>	<b>167,873.11</b>	<b>7,996,121.78</b>	<b>204,720.04</b>

**County of Maui**  
**Capital Improvement Projects Report (Excluding Department of Water Supply)**  
**As of 6/30/2022**

<b>13-909 Wastewater Facilities</b>	<b>Original Appropriation</b>	<b>Allotted To Date</b>	<b>Expenditure Prior Years</b>	<b>Expenditure Current Year</b>	<b>Amount Lapsed</b>	<b>Encumbrance</b>	<b>Allotment Balance</b>
<b>Paia-Haiku Community Plan Area</b>							
KUAU NO.4 FM REPLACEMENT WM20-303-301312: Lapse 12/31/20 CBS-1184	540,000.00	540,000.00	205,575.75	65,152.49	164,173.51	105,098.25	
SPRECKLESVILLE FM REPLACEMENT GO21-375-310221: Lapse 12/31/21 CBS-4588	346,520.00	346,520.00		105,518.00		241,002.00	
GO22-376-315221: Lapse 12/31/21 CBS-4588	13,480.00	13,480.00				13,480.00	
KUAU NO.1 FM REPLACEMENT GO22-376-310219: Lapse 12/31/21 CBS-1955	500,000.00	500,000.00		343,500.00		156,500.00	
KUAU NO.2 FM REPLACEMENT GO22-376-310220: Lapse 12/31/21 CBS-1964	500,000.00	495,000.00		92,870.00		402,130.00	
	<b>1,900,000.00</b>	<b>1,895,000.00</b>	<b>205,575.75</b>	<b>607,040.49</b>	<b>164,173.51</b>	<b>918,210.25</b>	<b>0.00</b>
<b>Wailuku-Kahului Community Plan Area</b>							
EPA SEWER REHABILITATION WM17-303-378317: Lapse 12/31/17 CBS-1131	1,000,000.00	1,000,000.00	998,585.69	1,414.31			
WM18-303-389715: Lapse 12/31/18 CBS-1131	1,000,000.00	1,000,000.00		630,152.87		369,847.13	
WM19-303-390025: Lapse 12/31/19 CBS-1131	2,000,000.00	2,000,000.00	318,273.19		90,992.50	1,590,734.31	
WM20-303-301324: Lapse 12/31/20 CBS-1131	4,000,000.00	4,000,000.00	77,023.00	24,707.00	3,728,800.00	169,470.00	
GO21-375-310229: Lapse 12/31/21 CBS-1131	137,800.00	137,800.00	29,016.00	30,112.00		78,672.00	
GO22-376-315229: Lapse 12/31/21 CBS-1131	1,862,200.00	701,947.17		569,340.21		132,606.96	
WAIKO RD SUBDIV SEWER SYSTEM GO21-375-310230: Lapse 12/31/21 CBS-1158	500,000.00	500,000.00	8,321.00	61,133.31		430,545.69	
WAI-KAH RECYCLED WTR FM WM18-303-389716: Lapse 12/31/18 CBS-1171	500,000.00	500,000.00	185,744.26	7,089.89	43.00	307,122.85	
GO21-375-301223: Lapse 12/31/20 CBS-1171	500,000.00	494,640.00				494,640.00	
GO22-376-310231: Lapse 12/31/21 CBS-1171	750,000.00	750,000.00				750,000.00	
C MAUI REGIONAL WWRF/WAIKAPU GO21-375-310228: Lapse 12/31/21 CBS-3206	46,310.12	46,310.12	926.50	45,383.62			
GO22-376-315228: Lapse 12/31/21 CBS-3206	1,953,689.88	1,953,680.00		182,945.56		1,770,734.44	
LOWER MAIN ST SEWER UPGRD GO21-375-301222: Lapse 12/31/20 CBS-5547	2,500,000.00	1,625,000.00	739,926.76	842,270.02		42,803.22	
WAI-KAH SOIL AQUIFER TRTMNT WM20-303-301326: Lapse 12/31/20 CBS-5033	1,350,000.00	1,350,000.00	56,344.06	20,082.53	350,000.00	923,573.41	
WAI-KAH RECYCLED WTR PS WM20-303-301327: Lapse 12/31/20 CBS-5034	600,000.00	600,000.00	8,409.57			591,590.43	
WAI-KAH EPA COMPL SEWER REHAB WM22-303-320018: Lapse 12/31/22 CBS-1146	2,000,000.00	2,000,000.00				27,295.00	1,972,705.00
WM22-303-320020: Lapse 12/31/22 CBS-1146	250,000.00	250,000.00					250,000.00
	<b>20,950,000.00</b>	<b>18,909,377.29</b>	<b>2,422,570.03</b>	<b>2,414,631.32</b>	<b>4,169,835.50</b>	<b>7,679,635.44</b>	<b>2,222,705.00</b>
<b>Kihei-Makena Community Plan Area</b>							
KIHEI NO.16 PS REHAB/FM REPLC WM22-303-320006: Lapse 12/31/22 CBS-1152	900,000.00	900,000.00		900,000.00			

**County of Maui**  
**Capital Improvement Projects Report (Excluding Department of Water Supply)**  
**As of 6/30/2022**

<b>13-909 Wastewater Facilities</b>	<b>Original Appropriation</b>	<b>Allotted To Date</b>	<b>Expenditure Prior Years</b>	<b>Expenditure Current Year</b>	<b>Amount Lapsed</b>	<b>Encumbrance</b>	<b>Allotment Balance</b>
KAIOLA PL SEWER EXPANSION WM22-303-320004: Lapse 12/31/22 CBS-5032	100,000.00	100,000.00					100,000.00
SM RECYCLED WATER SYS EXP WM18-303-389706: Lapse 12/31/18 CBS-1160	2,750,000.00	2,750,000.00	2,734,726.00	15,274.00			
KIHEI NO.6 FM REPLCMNT WM22-303-320005: Lapse 12/31/22 CBS-2729	650,000.00	650,000.00				650,000.00	
KIHEI WWPS NO.2 MODIFI/UPGRADE WM22-303-320007: Lapse 12/31/22 CBS-5519	200,000.00	200,000.00					200,000.00
KIHEI WWPS #7 RELOCATION GO23-377-320208: Lapse 12/31/22 CBS-3570	800,000.00						
KIHEI NO.7 FM REPLACE WM19-303-390012: Lapse 12/31/19 CBS-2322	150,000.00	150,000.00	120,877.16	7,136.71	1,220.93	20,765.20	
SH/LN-341-310016: Lapse 12/31/21 CBS-2322	1,800,000.00	1,800,000.00		181,867.13		1,618,132.87	
SH/LN-341-320010: Lapse 12/31/22 CBS-2322	900,000.00	900,000.00				296,575.00	603,425.00
KIHEI NO.4 FM REPLACEMENT GO21-375-310213: Lapse 12/31/21 CBS-3564	300,000.00	300,000.00				300,000.00	
KIHEI LAND APPLICATION SYSTEM GO22-376-310214: Lapse 12/31/21 CBS-5520	1,000,000.00	241,549.00				241,549.00	
KIHEI NO.8 FM REPLACEMENT WM19-303-390013: Lapse 12/31/19 CBS-3197	200,000.00	200,000.00	161,482.63	35,425.08	786.75	2,305.54	
SH/LN-341-310017: Lapse 12/31/21 CBS-3197	2,400,000.00	2,400,000.00		690,959.19	275,000.00	1,434,040.81	
SH/LN-341-320011: Lapse 12/31/22 CBS-3197	1,000,000.00	1,000,000.00					1,000,000.00
KIHEI MAKENA SEWER EXPANSION GO22-376-310211: Lapse 12/31/21 CBS-6064	3,600,000.00	3,282,252.00				3,282,252.00	
KIHEI WWRF GRIT SYS REPLACE SH/LN-341-390015: Lapse 12/31/19 CBS-5026	6,500,000.00	6,500,000.00	180,986.98	193,018.51	5,900,009.00	225,985.51	
KIHEI-MAKENA SEWER EXP GO21-375-301224: Lapse 12/31/20 CBS-2321	848,778.74	435,757.80	295,181.41	54,277.60		86,298.79	
KIHEI IN-PLANT/EFFLUENT PS UPG WM20-303-301306: Lapse 12/31/20 CBS-5029	750,000.00	750,000.00	336,336.94	267,501.87		146,161.19	
GO22-376-310210: Lapse 12/31/21 CBS-5029	1,500,000.00	1,500,000.00				1,500,000.00	
KIHEI NO.3 FM REPLCMNT WM20-303-301307: Lapse 12/31/20 CBS-3563	480,000.00	480,000.00	101,660.13	15,742.47	717.00	361,880.40	
KIHEI WWPS NO.9 MODI/UPGRD GO23-377-320209: Lapse 12/31/22 CBS-5028	2,300,000.00						
NORTH KIEHI MAUKA TRANS WM19-303-390010: Lapse 12/31/19 CBS-2321	1,500,000.00	1,500,000.00	175,704.31	137,408.87	3,356.00	1,183,530.82	
	<b>30,628,778.74</b>	<b>26,039,558.80</b>	<b>4,106,955.56</b>	<b>2,498,611.43</b>	<b>6,181,089.68</b>	<b>11,349,477.13</b>	<b>1,903,425.00</b>
<b>West Maui Community Plan Area</b>							
NAPILI #5&6 FM REPLACEMENTS WM15-303-356470: Lapse 12/31/15 CBS-1162	300,000.00	300,000.00	254,319.51	15,022.56		30,657.93	
GO21-375-310235: Lapse 12/31/21 CBS-1162	999,999.24	999,999.24		999,999.24			

**County of Maui**  
**Capital Improvement Projects Report (Excluding Department of Water Supply)**  
**As of 6/30/2022**

<b>13-909 Wastewater Facilities</b>	<b>Original Appropriation</b>	<b>Allotted To Date</b>	<b>Expenditure Prior Years</b>	<b>Expenditure Current Year</b>	<b>Amount Lapsed</b>	<b>Encumbrance</b>	<b>Allotment Balance</b>
NAPILI NO. 3 FM REPLACEMENT							
SH/LN-341-390029: Lapse 12/31/19 CBS-1161	1,800,000.00	1,800,000.00	1,552,937.60	194,482.40	52,580.00		
NAPILI #4 FM REPLACEMENT							
WM17-303-378322: Lapse 12/31/17 CBS-1174	200,000.00	200,000.00	134,931.93	22,718.30		42,349.77	
SH/LN-341-390030: Lapse 12/31/19 CBS-1174	1,800,000.00	1,800,000.00		1,331,441.00	468,559.00		
NAPILI WWPS #1 MODIFICATIONS							
GO22-376-320221: Lapse 12/31/22 CBS-1177	550,000.00	550,000.00				550,000.00	
NAPILI WWPS #6 MODIFICATIONS							
WM18-303-389719: Lapse 12/31/18 CBS-1182	2,300,000.00	2,300,000.00	1,675,573.04	431,613.96	192,813.00		
NAPILI WWPS NO.3 MODI							
WM20-303-301329: Lapse 12/31/20 CBS-1179	400,000.00	400,000.00	77,039.59	86,462.85		236,497.56	
SH/LN-341-320025: Lapse 12/31/22 CBS-1179	4,000,000.00	4,000,000.00					4,000,000.00
LAHAINA WWRF R-1 PROCESS EXP							
WM20-303-301330: Lapse 12/31/20 CBS-3576	700,000.00	700,000.00	257,767.00	442,206.82	26.18		
GO23-377-320219: Lapse 12/31/22 CBS-3576	10,500,000.00						
KAANAPALI RESORT R-1 WATER DIS							
WM14-303-345374: Lapse 12/31/14 CBS-1952	700,000.00	700,000.00	31,360.00			668,640.00	
NAPILI NO.2 FM REPLACEMENT							
GO21-375-310234: Lapse 12/31/21 CBS-1168	149,988.00	149,988.00		25,096.90		124,891.10	
WEST MAUI RECYCLED WATER PROJ							
ARRA13-327-331183: C150054-23	3,500,000.00	3,500,000.00	3,205,090.33		131,612.00		163,297.67
WM14-303-345377: Lapse 12/31/14 CBS-1124	50,000.00	50,000.00			325.00	49,675.00	
WM16-303-367161: Lapse 12/31/16 CBS-1124	1,360,000.00	1,360,000.00	568,534.80	124,031.20	667,434.00		
GO21-375-301228: Lapse 12/31/20 CBS-1124	1,500,000.00	1,434,522.00		762,522.72		671,999.28	
GO22-376-315232: Lapse 12/31/21 CBS-1124	9,377,540.00	8,595,148.01				8,595,148.01	
SH/LN-341-320026: Lapse 12/31/22 CBS-1124	7,000,000.00	7,000,000.00					7,000,000.00
GO22-376-320222: Lapse 12/31/22 CBS-1124	34,541.55	34,541.55		34,541.55			
GO23-377-326222: Lapse 12/31/22 CBS-1124	5,965,458.45						
LAHAINA WWRF PRIMARY ELECTRICA							
WM18-303-389746: Lapse 12/31/18 ORD#4808	2,423,472.00	2,423,472.00	1,908,334.69	515,137.31			
NAPILI WWPS #2 MODIFICATIONS							
GO21-375-310236: Lapse 12/31/21 CBS-1178	393,244.00	393,244.00	33,257.95	54,925.90		305,060.15	
NAPILI WWPS #4 MODIFICATIONS							
WM19-303-390028: Lapse 12/31/19 CBS-1180	400,000.00	400,000.00	304,618.60	95,381.40			
SH/LN-341-310038: Lapse 12/31/21 CBS-1180	4,600,000.00	4,600,000.00			333,600.00	4,266,400.00	
NAPILI NO.1 FM REPLACEMENT							
GO22-376-320220: Lapse 12/31/22 CBS-1167	291,915.00	291,915.00				291,915.00	
GO23-377-326220: Lapse 12/31/22 CBS-1167	8,085.00						
LAHAINA WWRF ER GENERATOR RPLC							
WM20-303-301331: Lapse 12/31/20 CBS-5548	200,000.00	200,000.00		200,000.00			
20-322-301361: Lapse 12/31/20 CBS-5548	800,000.00	633,750.00		612,102.86		21,647.14	
WM22-303-320023: Lapse 12/31/22 CBS-5548	500,000.00	500,000.00				492,542.00	7,458.00
W MAUI EPA COMPL SEWER REHAB							
GO21-375-310233: Lapse 12/31/21 CBS-1146	123,468.42	123,468.42	29,257.03	35,466.56		58,744.83	

**County of Maui**  
**Capital Improvement Projects Report (Excluding Department of Water Supply)**  
**As of 6/30/2022**

<b>13-909 Wastewater Facilities</b>	<b>Original Appropriation</b>	<b>Allotted To Date</b>	<b>Expenditure Prior Years</b>	<b>Expenditure Current Year</b>	<b>Amount Lapsed</b>	<b>Encumbrance</b>	<b>Allotment Balance</b>
WM22-303-320024: Lapse 12/31/22 CBS-1146	2,000,000.00	2,000,000.00					2,000,000.00
	<b>64,927,711.66</b>	<b>47,440,048.22</b>	<b>10,033,022.07</b>	<b>5,983,153.53</b>	<b>1,846,949.18</b>	<b>16,406,167.77</b>	<b>13,170,755.67</b>
<b>Lanai Community Plan Area</b>							
LANAI WWR RECLAMATION FAC PLAN							
WM22-303-320012: Lapse 12/31/22 CBS-4591	150,000.00	150,000.00					150,000.00
<b>Molokai Community Plan Area</b>							
CW EPA COMPLIANCE WWRF							
WM18-303-389C02: Lapse 12/31/18 CBS-1119	2,000,000.00	2,000,000.00	1,859,991.14	748.53	139,260.33		
WM21-303-310C01: Lapse 12/31/21 CBS-1119	1,000,000.00	1,000,000.00	245,413.43	133,558.57		621,028.00	
WM22-303-320C01: Lapse 12/31/22 CBS-1119	4,000,000.00	4,000,000.00		186,256.37		2,780,117.47	1,033,626.16
WWRF RENO DEWATERING TECHNO							
GO21-375-310206: Lapse 12/31/21 CBS-1119	150,000.00	150,000.00		76,806.72		73,193.28	
WWRF RENOVATIONS AERATION BSN							
GO21-375-310208: Lapse 12/31/21 CBS-1119	507,939.00	507,939.00	38,868.20	211,949.59		257,121.21	
	<b>7,657,939.00</b>	<b>7,657,939.00</b>	<b>2,144,272.77</b>	<b>609,319.78</b>	<b>139,260.33</b>	<b>3,731,459.96</b>	<b>1,033,626.16</b>
<b>Countywide</b>							
CW EPA DECREE COMPLIANCE PRJ							
WM14-303-345378: Lapse 12/31/14 CBS-1132	750,000.00	750,000.00	680,005.00		40,500.00	29,495.00	
WM15-303-356C73: Lapse 12/31/15 CBS-1132	1,080,000.00	1,080,000.00	908,646.19		156,394.86	14,958.95	
WM17-303-378C03: Lapse 12/31/17 CBS-1132	500,000.00	500,000.00	411,414.41	88,585.59			( )
WM18-303-389C01: Lapse 12/31/18 CBS-1132	500,000.00	500,000.00		500,000.00			
WM20-303-301C04: Lapse 12/31/20 CBS-1132	500,000.00	500,000.00		85,246.70	3,279.00	411,474.30	
WM21-303-310C03: Lapse 12/31/21 CBS-1132	500,000.00	500,000.00		51,405.44	370,090.33	78,504.23	
WM22-303-320C03: Lapse 12/31/22 CBS-1132	500,000.00	500,000.00				13,579.00	486,421.00
CW EPA DECREE WW RECL RENOV							
WM16-303-367C63: Lapse 12/31/16 CBS-1119	2,000,000.00	2,000,000.00	1,812,563.20	108,026.68	44,388.88		35,021.24
WM17-303-378C04: Lapse 12/31/17 CBS-1119	1,600,000.00	1,600,000.00	1,580,715.00	13,912.47	5,372.53		
GO22-376-310205: Lapse 12/31/21 CBS-1119	1,000,000.00	199,474.00		109,771.44		89,702.56	
CW WW SYSTEM MODIFICATIONS							
WM15-303-356C75: Lapse 12/31/15 CBS-1128	1,000,000.00	1,000,000.00	990,695.62		.33	9,304.05	
WM16-303-367C65: Lapse 12/31/16 CBS-1128	500,000.00	500,000.00	480,964.69			19,035.31	
WM17-303-378C06: Lapse 12/31/17 CBS-1128	500,000.00	500,000.00	424,763.66	11,726.30	36,632.04	26,878.00	
WM18-303-389C03: Lapse 12/31/18 CBS-1128	1,000,000.00	1,000,000.00	871,819.84	115,438.80	11,791.26	950.10	
WM19-303-390C04: Lapse 12/31/19 CBS-1128	1,000,000.00	1,000,000.00	815,068.83	33,986.00	150,945.17		
WM20-303-301C03: Lapse 12/31/20 CBS-1128	1,000,000.00	1,000,000.00	366,602.31	95,413.93	199,642.46	338,341.30	
WM21-303-310C02: Lapse 12/31/21 CBS-1128	1,000,000.00	1,000,000.00	901,595.91	(66,379.90)	66,384.09	98,399.90	
WM22-303-320C02: Lapse 12/31/22 CBS-1128	1,000,000.00	1,000,000.00		789,960.90		204,746.77	5,292.33
CW WW RTU UPGRADES							
WM19-303-390C07: Lapse 12/31/19 CBS-5040	2,000,000.00	2,000,000.00	1,380,343.00	133,237.00	486,420.00		
WM21-303-310C04: Lapse 12/31/21 CBS-5040	1,600,000.00	1,600,000.00		710,620.00	80.00	889,300.00	
CW EPA COMPLIANCE WWRF							
WM20-303-301C02: Lapse 12/31/20 CBS-3182	1,500,000.00	1,500,000.00	999,782.11	190,760.65	185,763.63	123,693.61	

**County of Maui**  
**Capital Improvement Projects Report (Excluding Department of Water Supply)**  
**As of 6/30/2022**

<b>13-909 Wastewater Facilities</b>	<b>Original Appropriation</b>	<b>Alloted To Date</b>	<b>Expenditure Prior Years</b>	<b>Expenditure Current Year</b>	<b>Amount Lapsed</b>	<b>Encumbrance</b>	<b>Allotment Balance</b>
	21,030,000.00	20,229,474.00	12,624,979.77	2,971,712.00	1,757,684.58	2,348,363.08	526,734.57
<b>TOTAL Wastewater Facilities</b>	<b>147,244,429.40</b>	<b>122,321,397.31</b>	<b>31,537,375.95</b>	<b>15,084,468.55</b>	<b>14,258,992.78</b>	<b>42,433,313.63</b>	<b>19,007,246.40</b>

County of Maui  
**Capital Improvement Projects Report (Excluding Department of Water Supply)**  
 As of 6/30/2022

<u>13-909 Wastewater Facilities</u>	Original Appropriation	Alloted To Date	Expenditure Prior Years	Expenditure Current Year	Amount Lapsed	Encumbrance	Allotment Balance
<b>TOTAL CAPITAL PROJECTS FUND</b>	632,972,081.24	513,688,795.55	164,320,083.04	95,276,001.42	27,469,443.46	168,683,974.16	57,939,293.47

**Countywide Capital Improvement Projects  
as of June 30, 2022**

Project Number	Index Code	Project Title	Appropriation	Actual Expenditure	Encumbrance	Contract Number	Description
CBS-3182	320000	CW Env'tal Comp Sys Design/Ctns	\$ 250,000.00				
	326385	CW Env'tal Comp Spc Inspectors		\$ 12,979.83		●414418	Geotech Svcs for Litter Fence Extension
	326420	CW Env'tal Comp GCCS Improvement		\$ 16,883.00		●C7447	Central Maui Landfill 2021 GCCS Improvements
	326432	CW Env'tal Comp CML Entrance			\$ 15,584.13	●419106	CML Entrance Facility Inspection
<b>Total</b>			<b>\$ 250,000.00</b>	<b>\$ 29,862.83</b>	<b>\$ 15,584.13</b>		
CBS-1119	320001	CW EPA Compliance WWRF	\$ 4,000,000.00				
	326379	CW EPA Compl Wail WWPS Elect			\$ 1,996,162.96	●C7457/C6509	Wailuku WWPS Electrical Upgrades
	326392	CW EPA Compl Lahaina Treatment		\$ 122,660.78	\$ 67,886.10	●C7497	Engineering Svcs During Construction
	326406	CW EPA Compl Lanai WWRF Pond		\$ 52,048.89	\$ 165,945.11	●C7485	Lanai WWRF Pond Improvements for DEM
	326408	CW EPA Compl Kuau #1 FM Replace			\$ 15,735.00	●C7535	Kuau #1 Force Main Replacement
	326411	CW EPA Compl WWRF Napili #4 WW		\$ 11,546.70	\$ 298,562.30	●C6775	FY19 Napili WWP S #4 Mod
	326442	CW EPA Compl Napili 3 Pump Station			\$ 140,206.00	●C7133	Napili WWPS #3 Renovations
	326448	CW EPA Compl Kihei WWRF			\$ 7,070.00	●PO420746	Kihei UV Programming
	326451	CW EPA Compl Kihei WW Effluent			\$ 88,550.00	●C6735	Kihei WWRF Effluent Station Renovation
<b>Total</b>			<b>\$ 4,000,000.00</b>	<b>\$ 186,256.37</b>	<b>\$ 2,780,117.47</b>		
CBS-1128	320002	CW WW System Modifications	\$ 1,000,000.00				
	326380	CW WW Sys Kuau #1 FM Rplcmnt		\$ 27,436.38	\$ 15,081.12	●C6736	Kuau WWPS #1 Force Main Replacement
	326381	CW WW Sys Napili WWPS #3 FM RP		\$ 681,004.91	\$ 48,417.09	●C6973/C6175	Napili WWPS #3 Force Main Replacement
	326382	CW WW Sys Kuau #2 FM Rplcmnt		\$ 4,051.75	\$ 38,465.75	●C6737	Kuau WWPS #2 Force Main Replacement
	326387	CW WW Sys Sheraton WWPS		\$ 71,367.86		●C6411	Sheraton Wastewater Pump Station Mod
	326389	CW WW Sys Kihei #8 FM Replcmnt			\$ 11,290.67	●C6742	Kihei #8 Force Main Replacement
	326410	CW WW Sys Kihei #3 FM Replacement			\$ 2,181.00	●C7151	Kihei #3 Force Main Replacement
	326439	CW WW Sys Review Fees		\$ 6,100.00		●RFP	DCCB & DCAB Review Fees for Kihei #7 & 8 FM Replacement
	326443	CW WW RTU Lahaina System Integration			\$ 43,210.00	●C7481/C7526	Lahaina WWRF RTU Upgrade
	326444	CW WW Sys Napili #1 PS Modifications			\$ 46,101.14	●C7609	Napili #1 PS Modifications
<b>Total</b>			<b>\$ 1,000,000.00</b>	<b>\$ 789,960.90</b>	<b>\$ 204,746.77</b>		
CBS-1132	320003	CW EPA Compliance Projects	\$ 500,000.00				
	326458	CW EPA Compl Misc Archaeological Proj			\$ 13,579.00	●C7494	Misc Archaeological Projects Monitoring DEM
<b>Total</b>			<b>\$ 500,000.00</b>	<b>\$ -</b>	<b>\$ 13,579.00</b>		
CBS-1218	320227	CW Equipment	\$ 1,130,314.13				
	326266	CW Equip 62K GVWR Cab & Chassis			\$ 241,983.46	●C7617	62K GVWR Dump Body Truck
	326267	CW Equip 66K GVWR Truck Cab & Chassis			\$ 238,609.93	●C7632	66K GVWR Truck with Roll-off System
	326269	CW Equip 40K GVWR Cab & Chassis Rear			\$ 302,323.07	●C7614	40K GVW Rear Loading Refuse Truck
<b>Total</b>			<b>\$ 1,130,314.13</b>	<b>\$ -</b>	<b>\$ 782,916.46</b>		
CBS-1003	320029	CW Fire Facilities	\$ 300,000.00				
	326398	CW Fire Fac Hoolehua Ext Pntng			\$ 16,489.26	●416866	Exterior Painting of Hoolehua Fire Station

**Countywide Capital Improvement Projects  
as of June 30, 2022**

Project Number	Index Code	Project Title	Appropriation	Actual Expenditure	Encumbrance	Contract Number	Description
	326417	CW Fire Fac Restroom Renovatn		\$ 2,386.03		●417974	Wailuku Fire Station Restroom Renovation for Coordination of Environmental Consultant and Project
	326434	CW Fire Fac Kah FS Apparatus			\$ 10,167.00	●C7287	Kahului Fire Station Apparatus Shelter
	326472	CW Fire Fac Lanai Fire Station		\$ 4,411.71		●JE Demand	Lanai Fire Station Apparatus
<b>Total</b>			<b>\$ 300,000.00</b>	<b>\$ 6,797.74</b>	<b>\$ 26,656.26</b>		
CBS-1117	320039	CW Parks ADA Improvements	\$ 500,000.00				
	326391	CW Parks ADA Waiakoa Gym			\$ 10,393.00	●C6073	Waiakoa Gym Improvements
	326396	CW Parks ADA Kualapu'u Rec Ctr			\$ 65,363.00	●C6939	Kualapu'u Recreation Center Court Improvements
	326427	CW Parks ADA Access Lihikai Sch Park		\$ 4,115.71		●RFP	DCAB Plan Review Fees for Lihikai School Park Improvements
	326450	CW Parks ADA Access War Memorial Gym		\$ 8,600.00		●RFP	DCAB Plan Review Fees for War Memorial Gym
	326452	CW Parks ADA Access Napili Park		\$ 2,436.00		●RFP	DCAB Plan Review Fees for Napili Park
	326457	CW Parks ADA Access Trans Plan			\$ 97,865.00	●C6859	Accessibility Transition Plan
	326470	CW Parks ADA Access Wailea Beach		\$ 2,611.55		●RFP	DCAB Plan Review Fees for Wailea Beach
<b>Total</b>			<b>\$ 500,000.00</b>	<b>\$ 17,763.26</b>	<b>\$ 173,621.00</b>		
CBS-4581	320040	CW Parks Facilities	\$ 500,000.00				
	326371	CW Parks Fac Haiku CC RR		\$ 1,558.87		●C6938	Haiku Community Center Restroom & Kitchen Improvements
	326372	CW Parks Fac Kalama Park Light		\$ 7,863.00		●C6921	Kalama Park Light Ordinance Compliance
	326373	CW Parks Fac at 4th Marine			\$ 2,198.95	●412386	Removal & Disposal of Existing Slide and Footing, Install New Replacement Slide
	326374	CW Parks Fac Paia Gym Roofing			\$ 11,262.93	●C7208	Paia Gym Roofing Replacement
	326375	CW Parks Fac Hanakao'o Bch Park		\$ 4,297.92		●C6654	Hanakao'o Beach Park Parking Improvements
	326376	CW Parks Fac Hana CC Bldg F Pr			\$ 7,900.00	●C6933	Hana Community Center Building F Parking Improvements
	326377	CW Parks Fac Lah Aquatic Ctr B		\$ 25,000.00		●C7227	Lahaina Aquatic Center Retention Basin Restoration
	326378	CW Parks CM Dist Maint Op		\$ 14,114.52		●RFP	Install Permanent Power
	326388	CW Parks Fac Waikapu CC Ext		\$ 23,764.59	\$ 111,131.62	●C5724/C6510	Design/Construction of Waikapu Comm Ctr Expansion
	326390	CW Parks Fac H Tavares CC		\$ 1,722.22	\$ 19,057.00	●RFP/C6840	HECO Service Fee/Mayor Hannibal Tavares Community Ctr Re-Roofing & Repairs
	326395	CW Parks Kalama Skate Park Ramp		\$ 40,352.91		●C7449	Kalama Skate Park Vert Ramp Repairs
	326397	CW Parks Fac Kualapu'u Rec Ctr			\$ 16,899.00	●C6939	Kualapu'u Recreation Center Court Improv
	326418	CW Parks Fac Polo Bch P/Lot			\$ 24,046.94	●C7441	Polo Beach Parking Lot Improvements
	326438	CW Parks Haiku Parks Restroom			\$ 12,000.00	●C6958	Haiku Park Restroom
<b>Total</b>			<b>\$ 500,000.00</b>	<b>\$ 118,674.03</b>	<b>\$ 204,496.44</b>		

**Countywide Capital Improvement Projects  
as of June 30, 2022**

Project Number	Index Code	Project Title	Appropriation	Actual Expenditure	Encumbrance	Contract Number	Description
CBS-3232	320041	CW Park Playground Improvement	\$ 600,000.00				Relocation Fee for Permanent Power/ DCAB Plan Review Fees for Honokowai Beach Park Playground Improvements
	326384	CW Park Playgrnd Honokowai Bch		\$ 15,439.76		●RFP	
	<b>Total</b>		<b>\$ 600,000.00</b>	<b>\$ 15,439.76</b>	<b>\$ -</b>		
CBS-1010	320057	CW Police Facilities	\$ 800,000.00				
	326383	CW Police Fac Kihei Gate Upgrade		\$ 106,527.47	\$ -	●415250	Install Gate, Card Reader, Cameras
	326424	CW Police Forensic Fac A/C			\$ 44,493.00	●C7590	Forensic Facility Air Conditioning Improvements
	326425	CW Police Lanai Stn A/C		\$ 42,291.00	\$ 30,665.00	●C7588	Lanai District Station Air Conditioning Upgrades
	326426	CW Police Wai Stn B/Up Chiller			\$ 73,620.00	●C7586	Wailuku Station Back Up Chiller Replacement
	<b>Total</b>		<b>\$ 800,000.00</b>	<b>\$ 148,818.47</b>	<b>\$ 148,778.00</b>		
CBS-6070	320058	CW Facility Maintenance Program	\$ 640,000.00				
	326436	CW Facility Maint 8/9th Floor		\$ 3,231.04	\$ 3,696.00	●C7297	Councilmembers & Mayor's Offices Bathroom Renovations
	326447	CW Facility Maint KOM Fire Sprinkler			\$ 8,780.00	●C7160	Kalana O Maui Fire Sprinklers Ph 2
	326454	CW Facility Maint KOM Condenser			\$ 64,189.00	●C7310	Kalana O Maui Condense Pipe Replacements
	<b>Total</b>		<b>\$ 640,000.00</b>	<b>\$ 3,231.04</b>	<b>\$ 76,665.00</b>		
CBS-6070	320259	BG3 CW Facility Maintenance Program	\$ 500,000.00				
	326256	CW Fac Fuel Tank Makawao Dist			\$ 477,250.00	●C7482	Diesel & Unleaded Fuel Tanks (Makawao) Plans for County Courthouse Basement Renovation
	326260	CW Fac County Courthse Basement		\$ 445.25	\$ 467,037.00	●419127	
	326270	CW Fac Kalana O Maui Façade Repair			\$ 75,100.00	●C7649	Kalana O Maui Façade Repair Project
	<b>Total</b>		<b>\$ 500,000.00</b>	<b>\$ 445.25</b>	<b>\$ 1,019,387.00</b>		
CBS-6069	320060	CW Bridge/Drainage Program	\$ 2,700,000.00				
	326403	CW Bridge/Drain Catchall			\$ 304,832.00	●C6431/C7610	Iao Stream Levees & Additional work Materials Testing for Various County Projects
	326404	CW Bridge/Drain Review Fees		\$ 415.13		CC	Plans & Specs for EA Permit Construction Emergency Repair of Waikakoi Bridge NE Abutment
	326409	CW Bridge/Drain Waikakoi Bird		\$ 424,798.80	\$ 1,240,694.80	●417125/C7575	
	326422	CW Bridge/Drain Waiale		\$ 2,473.94		●418654	Lifting Plate, Lifter, Shackle
	326428	CW Bridge/Drain Koukouai		\$ 74,381.14	\$ 11,731.78	●C7187	Koukou'ai Bridge Repair
	326435	CW Bridge/Lahaina Watershed			\$ 158,991.00	●C7574	Lahaina Watershed Flood Protection
	326446	CW Bridge/Drain L Honoapiilani			\$ 62,676.00	●C7584	L Honoapiilani Rd Pavement Rehabilitation
	326460	CW Bridge/Drain Wailuku Heights			\$ 21,191.00	●C6483	Wailuku Heights Unit 1 Drainline & Outlet Repair

**Countywide Capital Improvement Projects  
as of June 30, 2022**

Project Number	Index Code	Project Title	Appropriation	Actual Expenditure	Encumbrance	Contract Number	Description
	326462	CW Bridge/Drain Kukuiula Emergency		\$ 55,138.82	\$ 1,039.38	•various Pos	Kukuiula Emergency Bridge Repair
	326463	CW Bridge/Drain Waiakoa Culvert			\$ 1,400.00	•PO422337	Surveying & Consulting Services for Waiakoa Culvert Easement
	326465	CW Bridge/Drain L Kula/Kepa Rd			\$ 179,492.00	•PO422484	Emergency Repairs at L. Kula and Kepa Rd
<b>Total</b>			<b>\$ 2,700,000.00</b>	<b>\$ 557,207.83</b>	<b>\$ 1,982,047.96</b>		
CBS-6633	320061	CW Drainline Replacement Program	\$ 700,000.00				
	326423	CW Drainline/S Maui Assessment		\$ 132,848.68	\$ 567,151.32	•C7484	South Maui Drainline Assessment
<b>Total</b>			<b>\$ 700,000.00</b>	<b>\$ 132,848.68</b>	<b>\$ 567,151.32</b>		
CBS-6069	320262	CW Bridge/Drainage Program	\$ 221,570.00				
	326272	CW Bridge/Drain Alaalaua & Puuhao			\$ 221,570.00	•C7620	Alaalaua and Puuhaoa Bridge Repairs
<b>Total</b>			<b>\$ 221,570.00</b>	<b>\$ -</b>	<b>\$ 221,570.00</b>		
CBS-6633	320263	BG3 CW Drainline Replacement Program	\$ 2,994,785.82				
	326262	CW Drainline ER/Okolani Drive		\$ 59,000.00		RFP	Relocation of Electrical Utilities
	326264	CW Drainline Waiehu Drain Replacement		\$ 8,739.11	\$ 20,828.71	•C7440	Waiehu Drainline Replacement
<b>Total</b>			<b>\$ 2,994,785.82</b>	<b>\$ 67,739.11</b>	<b>\$ 20,828.71</b>		
CBS-5022	320064	CW Federal Aid Program	\$ 400,000.00				
	326445	CW Fed Aid L Honoapiilani Rd		\$ 58,149.00	\$ 341,851.00	•C7584	L Honoapiilani Rd Pavement Rehabilitation
<b>Total</b>			<b>\$ 400,000.00</b>	<b>\$ 58,149.00</b>	<b>\$ 341,851.00</b>		
CBS-1023	320065	CW RD Resurf/Pavement Presrvtn	\$ 6,215,798.00				
	326399	CW RD Resurf/Pavement Catchall		\$ 459,712.35	\$ 340,287.65	•C7560/C7563	Materials for Slurry Sealing DOT Labor Charges/ DCAB Review Fees East Maui
	326400	CW Rd Resurf/Pavement Rvw Fees		\$ 19,447.60		RFP/CC	Resurfacing, Lanai Resurfacing Portable Concrete Barriers for Emerg Slope
	326412	CW RD Resurf/Pvmt Manawainui		\$ 13,693.13		•417184	Repairs of Manawainui Gulch
	326413	CW RD Resurf/Pvmt Central Maui			\$ 12,142.17	•C7549	Central Maui Dist Resurfacing
	326429	CW RD Resurf/Cold Mix Asphalt		\$ 23,952.18	\$ 76,047.82	•C7559	Cold Mix Asphalt Concrete
	326430	CW RD Resurf/Pvmt Lanai Dist		\$ 74,110.55	\$ 53,589.45	•C7569	Lanai District Resurfacing
	326431	CW RD Resurf/Pvmt South Maui		\$ 1,600.00		RFP	DCAB Fees for South Maui Resurfacing
	326437	CW RD Resurf/Pvmt Wailea Alanui		\$ 35,805.60	\$ 23,870.40	•C7572	Surveying of Wailea Alanui Drive Upcountry and Paia-Haiku District
	326440	CW RD Resurf/Pvmt Upcountry Paia-Haiku		\$ 103,680.00	\$ 87,220.00	•C7581	Resurfacing Lower Honoapiilani road Pavement
	326441	CW RD Resurf/Pvmt L Honoapiilani			\$ 76,324.00	•C7584	Rehabilitation
	326449	CW RD Resurf/Pvmt Shore L Honoapiilani		\$ 10,786.20	\$ 6,749.80	•PO421068	Consulting Services for Scoping of Temporary Shoreline Protection at L Honoapiilani Road
	326453	CW RD Resurf/Pvmt East Maui District			\$ 215.62	•PO421107	Scale Plans for East Maui District Resurfacing

**Countywide Capital Improvement Projects  
as of June 30, 2022**

Project Number	Index Code	Project Title	Appropriation	Actual Expenditure	Encumbrance	Contract Number	Description
	326455	CW RD Resurf/Pvmt Kalae & Airport			\$ 802,320.00	●C7577	Pavement Reconstruction of Kalae Roads and Resurfacing of Airport Loop Road
	326459	CW RD Resurf/Pvmt Kahekili Hwy			\$ 1,682.92	●C7516	
	326461	CW RD Resurf/Pvmt East Maui District	\$	17,240.08	\$ 126.00	●C7256	
	326464	CW RD Resurf/Pvmt Piilani Hwy			\$ 220,000.00	●C7628	
	326466	CW RD Resurf/Pvmt L Kula/Kepa Rd			\$ 175,000.00	●PO422484	Construction Services for Emergency Repairs at L Kula and Kepa Roads
<b>Total</b>			<b>\$ 6,215,798.00</b>	<b>\$ 760,027.69</b>	<b>\$ 1,875,575.83</b>		
CBS-6067	320066	CW Traffic/Safety Program	\$	1,814,700.00		●C7468/C7578/	
	326386	CW Traffic/Various Locations	\$	1,337.04	\$ 615,972.26	PO421940	Safety Improvements at Various Locations
	326393	CW Traffic Old Halea Hwy			\$ 218,287.36	●C7134	Old Haleakala Hwy Sidewalk Improvements
	326401	CW Traffic/Safety Catchall	\$	570.73		●CC	Miscellaneous Charges
	326402	CW Traffic/Safety Rvw Fees	\$	23,483.47		RFP/CC	DCAB Review Fee for Waiale Road Pedestrian Improvement/ DOT Labor Charges/ SHPD Permit Review Kam Ave & Wakea Ave
	326419	CW Traffic/Safety Pulehu/Hansen	\$	32,015.99	\$ 29,500.00	●C7318/PO421671	Pulehu Road & Hansen Road Safety Evaluation
	326421	CW Traffic Iolani-Loha-Liholan	\$	3,200.00	\$ -	●C6846	Iolani-Loha-liholani-Makani Road Pavement Reconstruction
	326433	CW Traffic Data Collection			\$ 59,000.00	●C7344	Traffic Data Collection
	326456	CW Traffic/Safe Piilani Village Sidewalk			\$ 96,122.00	●C7623	Piilani Village Sidewalk Repairs
<b>Total</b>			<b>\$ 1,814,700.00</b>	<b>\$ 60,607.23</b>	<b>\$ 1,018,881.62</b>		
CBS-5022	320267	BG3 CW Federal Aid Program	\$	2,526,662.23			
	326252	CW Fed Aid Onehee Ave Rdway	\$	143,709.28	\$ 1,752,562.95	●C7511/C7548/RFP	Onehee Ave Roadway Improvements/ DOT Labor Charges/ Hawaiian Electric Initial Payment
	326254	CW Fed Aid Makawao Ave Pavement			\$ 191,390.00	●C7197	Makawao Avenue Pavement Rehabilitation Apana Road to Piiholo Road
	326257	CW Fed Aid Iolani/Liholani/Makani Rd			\$ 291,000.00	●C6846/C7610	Iolani-Loha-liholani-Makani Road Pavement Reconstruction
	326258	CW Fed Aid Onehee S Kihei Rd			\$ 63,000.00	●C7610	Materials Testing for Various County Projects
	326259	CW Fed Aid Mill St Pavement			\$ 85,000.00	●C6577/C7610	Mill Street Pavement Reconstruction
<b>Total</b>			<b>\$ 2,526,662.23</b>	<b>\$ 143,709.28</b>	<b>\$ 2,382,952.95</b>		
CBS-1023	320268	CW Rd Resurf/Pavement Presrvtn	\$	972,391.33			
	320261	CW Rd Resurf/Kalea Rd	\$	236.33	\$ 505,655.00	●419130	Plans for Kalae Roads & Resurfacing of Airport Loop Road

**Countywide Capital Improvement Projects  
as of June 30, 2022**

Project Number	Index Code	Project Title	Appropriation	Actual Expenditure	Encumbrance	Contract Number	Description
	326263	CW Rd Resurf/Pukalani Terrace Subdivision	\$	62,053.35	\$ 98,446.65	●C7582	Pukalani Terrace Subdivision Pavement Reconstruction
	326265	CW Rd Resurf/Millyard Subdivision	\$	114,000.00	\$ 192,000.00	●C7526	Millyard Subdivision Pavement Reconstruction
	<b>Total</b>		<b>\$ 972,391.33</b>	<b>\$ 176,289.68</b>	<b>\$ 796,101.65</b>		
CBS-1023	320069	CW Rd Resurf/Pavement Presrvtn	\$	284,202.00			
	<b>Total</b>		<b>\$ 284,202.00</b>	<b>\$ -</b>	<b>\$ -</b>		
CBS-1218	326227	CW Equipment	\$	1,324,685.87			
	<b>Total</b>		<b>\$ 1,324,685.87</b>	<b>\$ -</b>	<b>\$ -</b>		
CBS-6069	326261	CW Bridge/Drainage Program	\$	978,430.00			
	<b>Total</b>		<b>\$ 978,430.00</b>	<b>\$ -</b>	<b>\$ -</b>		
CBS-6633	326251	CW Drainline Replacement Program	\$	705,214.18			
	<b>Total</b>		<b>\$ 705,214.18</b>	<b>\$ -</b>	<b>\$ -</b>		
CBS-5022	326242	CW Federal Aid Program	\$	1,781,237.77			
	<b>Total</b>		<b>\$ 1,781,237.77</b>	<b>\$ -</b>	<b>\$ -</b>		
CBS-1023	326243	CW Rd Resurf/Pavement Preservation	\$	2,577,608.67			
	<b>Total</b>		<b>\$ 2,577,608.67</b>	<b>\$ -</b>	<b>\$ -</b>		
	<b>Grand Total</b>		<b>\$ 36,917,600.00</b>	<b>\$ 3,273,828.15</b>	<b>\$ 14,653,508.57</b>		

**COUNTY OF MAUI**

**CAPITAL IMPROVEMENT PROJECTS REPORT**

AS OF JUNE 30, 2023

AAYY-NNN-XXXXXX

AA - Source of Funding (see descriptions below)

YY - Project Year (Budgeted Year)

NNN - FE Sub-fund

XXXXXX – Index Code (Appropriation #)

AA-Source of Funding Descriptions:

GF -	General Fund
GF/LN -	General Fund Loan
HY -	Highway Fund
BY -	Bikeway Fund
LC -	Liquor Control Fund
WM -	Wastewater Fund
SW -	Solid Waste Fund
GOLF -	Golf Fund
PA -	Parks Assessment Fund
SA -	Sewer Assessment Fund
GO -	Bond Issued
GOLAPS -	Lapsed Bond
FF -	Federal Funds
SH -	State Funds
ARRA -	ARRA Federal Funds
SH/LN -	State Revolving Fund
USDA -	USDA Loan
DOT -	State Dept of Transportation
PV -	Private Funds

**County of Maui**  
**Capital Improvement Projects Report (Excluding Department of Water Supply)**  
**As of 6/30/2023**

<b>13-901 DRAINAGE</b>	<b>Original Appropriation</b>	<b>Alloted To Date</b>	<b>Expenditure Prior Years</b>	<b>Expenditure Current Year</b>	<b>Amount Lapsed</b>	<b>Encumbrance</b>	<b>Allotment Balance</b>
<b>Hana Community Plan Area</b>							
MAHALAWA BRIGDE REPLCMNT GO21-375-301250: Lapse 12/31/20 CBS-1891	1,199,506.21	1,123,126.06	1,047,646.73	58,118.74		17,360.59	
WAIOPAI BRIDGE REPAIRS GO20-374-389282: Lapse 12/31/18 CBS-4598	339,113.64	293,200.00	291,191.74			2,008.26	
WAIKAKOI BRIDGE REPLACEMENT GO21-375-301290: Lapse 12/31/20 CBS-5043	850,000.00	850,000.00	223,384.73	119,563.82		507,051.45	
	<b>2,388,619.85</b>	<b>2,266,326.06</b>	<b>1,562,223.20</b>	<b>177,682.56</b>	<b>0.00</b>	<b>526,420.30</b>	<b>0.00</b>
<b>Makawao-Pukalani-Kula Community Plan Area</b>							
DITCH IMPRV WAIPOLO RD GO20-374-379239: Lapse 12/31/17 CBS-3187	232,491.03	232,491.03	170,789.87	45,346.95	16,354.21		
<b>Wailuku-Kahului Community Plan Area</b>							
WAILUKU HTS DRAINLN/OUTLET RPR GO21-375-301247: Lapse 12/31/20 CBS-5508	1,000,000.00	606,378.94	16,001.94	14,568.60		575,808.40	
CERTIFICATION OF LEVEES NO.27 GO21-375-301246: Lapse 12/31/20 CBS-5507	380,000.00	377,435.00	247,480.85	15,245.00		114,709.15	
IAO STREAM BANK STABL @ MY GO21-375-390283: Lapse 12/31/19 CBS-5050	341,768.00	341,768.00	137,358.50	83,909.85		120,499.65	
CENTRAL MAUI DRAINAGE REPAIRS GO18-373-389261: Lapse 12/31/18 CBS-3189	536,716.33	536,716.33	450,824.05		77,492.28	8,400.00	
GO22-376-315291: Lapse 12/31/21 CBS-3189	1,198,103.57	1,097,025.62	148,937.37	733,703.63	9,525.77	204,858.85	
IAO STREAM FLOOD CTRL GO23-377-330293: Lapse 12/31/23 CBS-1070	7,700,000.00	20,081.33		19,155.14		926.19	
	<b>11,156,587.90</b>	<b>2,979,405.22</b>	<b>1,000,602.71</b>	<b>866,582.22</b>	<b>87,018.05</b>	<b>1,025,202.24</b>	<b>0.00</b>
<b>West Maui Community Plan Area</b>							
LAHAINA WATERSHED FLOOD CTRL GO14-371-321213: Lapse 12/31/12 CBS-1026	2,563,498.08	361,349.00	262,449.17	1,122.08		97,777.75	()
GO18-373-356216: Lapse 12/31/15 ORD#4095	997,900.00	216,315.36				5,151.00	211,164.36
USDA NRCS LAH WTRSHD FLD PRJ FF22-321-322500: NR21 5100 CBS-1026	1,229,230.00	1,229,230.00		263,399.83		965,830.17	
	<b>4,790,628.08</b>	<b>1,806,894.36</b>	<b>262,449.17</b>	<b>264,521.91</b>	<b>0.00</b>	<b>1,068,758.92</b>	<b>211,164.36</b>
<b>Countywide</b>							
CW DRAINAGE IMPROVEMENTS GO14-371-321203: Lapse 12/31/12 CBS-1027	1,211,279.78	1,211,279.78	1,058,781.23	3,108.35	149,390.20		
GO18-373-389C47: Lapse 12/31/18 CBS-1027	492,267.67	467,037.58	429,597.90	35,637.90	1,801.78		
GO21-375-393C90: Lapse 12/31/19 CBS#1027	347,109.00	112,265.99	51,366.02		24,840.09	36,059.88	()
GO21-375-303C78: Lapse 12/31/20 CBS-1027	2,149,555.19	2,131,284.48	1,687,567.77	3,420.50	60,056.21	380,240.00	
CW DRAINLINE REPLACEMENT PROGR HY22-302-320C61: Lapse 12/31/22 CBS-6633	700,000.00	700,000.00	132,848.68	567,151.32			

**County of Maui**  
**Capital Improvement Projects Report (Excluding Department of Water Supply)**  
**As of 6/30/2023**

<b>13-901 Drainage</b>	<b>Original Appropriation</b>	<b>Allotted To Date</b>	<b>Expenditure Prior Years</b>	<b>Expenditure Current Year</b>	<b>Amount Lapsed</b>	<b>Encumbrance</b>	<b>Allotment Balance</b>
GO22-376-320C63: Lapse 12/31/22 CBS-6633	2,994,785.82	2,994,785.82	67,739.11	357,478.89	547,983.99	2,021,583.83	
GO23-377-326C63: Lapse 12/31/22 CBS-6633	705,214.18	512,208.05		154.12		512,053.93	
GO23-377-330C82: Lapse 12/31/23 CBS-6633	3,500,000.00						
<b>CW BRIDGE/DRAINAGE PROGRAM</b>							
HY22-302-320C60: Lapse 12/31/22 CBS-6069	2,700,000.00	2,700,000.00	557,207.83	1,235,111.33	14,728.21	892,952.63	
GO22-376-320C62: Lapse 12/31/22 CBS-6069	221,570.00	221,570.00		189,507.08		32,062.92	
GO23-377-326C62: Lapse 12/31/22 CBS-6069	978,430.00	634,698.72		329,488.88		305,209.84	
GF23-301-330C80: Lapse 12/31/23 CBS-6069	3,550,000.00	3,550,000.00		297,398.15		839,770.14	2,412,831.71
GO23-377-330C81: Lapse 12/31/23 CBS-6069	6,500,000.00	44,301.75				44,301.75	
	<b>26,050,211.64</b>	<b>15,279,432.17</b>	<b>3,985,108.54</b>	<b>3,018,456.52</b>	<b>798,800.48</b>	<b>5,064,234.92</b>	<b>2,412,831.71</b>
<b>TOTAL Drainage</b>	<b>44,618,538.50</b>	<b>22,564,548.84</b>	<b>6,981,173.49</b>	<b>4,372,590.16</b>	<b>902,172.74</b>	<b>7,684,616.38</b>	<b>2,623,996.07</b>

**County of Maui**  
**Capital Improvement Projects Report (Excluding Department of Water Supply)**  
**As of 6/30/2023**

<b>13-902 Other Projects</b>	<b>Original Appropriation</b>	<b>Alloted To Date</b>	<b>Expenditure Prior Years</b>	<b>Expenditure Current Year</b>	<b>Amount Lapsed</b>	<b>Encumbrance</b>	<b>Allotment Balance</b>
<b>Makawao-Pukalani-Kula Community Plan Area</b>							
SOH UPCOUNTRY MAUI AGRI PARK SH20-323-301027: CBS-XXXX		3,500,000.00	230,390.46	145,794.92		1,021,252.62	2,102,562.00
<b>Wailuku-Kahului Community Plan Area</b>							
INT COM GREENWASTE & BIOSOLIDS SW23-305-330019: Lapse 12/31/23 CBS-7252	1,100,000.00	1,100,000.00		72,220.50		1,027,779.50	
COM GREENWASTE & BIOSOLIDS MGT SW22-305-320013: Lapse 12/31/22 CBS-6637	100,000.00	100,000.00		7,430.00		92,570.00	
CM REGIONAL WWRF/WAIKAPU SH22-323-320080: CBS-3206		3,500,000.00				3,500,000.00	
HALAU OF OIWI ARTS GO23-377-330248: Lapse 12/31/23 CBS-7251	43,000,000.00	7,241,951.00		2,918,580.45		4,323,370.55	
KAHULUI CIVIC CTR/CM TRANSIT SH19-323-390021: ACT053-SLH CBS-5021	2,500,000.00	2,500,000.00	2,058,942.13	441,057.87			
	<b>46,700,000.00</b>	<b>14,441,951.00</b>	<b>2,058,942.13</b>	<b>3,439,288.82</b>	<b>0.00</b>	<b>8,943,720.05</b>	<b>0.00</b>
<b>West Maui Community Plan Area</b>							
WEST MAUI TOD CORRIDOR PLAN SH21-323-310010: CBS-XXXX		500,000.00	4,764.39	412,858.20		82,377.41	
STATE OF HAWAII DOH GRANT SH17-323-379517: C6-9993921 3	108,000.00	108,000.00	107,896.00				104.00
	<b>108,000.00</b>	<b>608,000.00</b>	<b>112,660.39</b>	<b>412,858.20</b>	<b>0.00</b>	<b>82,377.41</b>	<b>104.00</b>
<b>Lanai Community Plan Area</b>							
LANAI LANDFILL GROUND H2O EXEM SW23-305-330012: Lapse 12/31/23 CBS-7238	250,000.00	250,000.00		46,350.54		168,820.46	34,829.00
<b>Countywide</b>							
CW EQUIP R/OFF, WATER, LF COMP							
GO21-375-310240: Lapse 12/31/21 CBS-1218	1,646,066.76	1,646,066.76	1,323,815.58	322,251.18			
GO21-375-310241: Lapse 12/31/21 CBS-1218	645,828.20	645,828.20		645,828.20			
GO21-375-310242: Lapse 12/31/21 CBS-1218	1,453,606.73	1,453,606.73	782,515.82	671,090.91			
GO21-375-310243: Lapse 12/31/21 CBS-1218	2,191,597.32	2,191,597.32	1,256,997.29	311,977.17		622,622.86	( )
GO22-376-320C27: Lapse 12/31/22 CBS#1218	1,130,314.13	1,130,314.13		347,397.66	.01	782,916.46	
GO23-377-326C27: Lapse 12/31/22 CBS#1218	1,324,685.87	1,277,723.26				1,097,723.38	179,999.88
GO23-377-330239: Lapse 12/31/23 CBS-1218	5,155,000.00	2,458,341.34				2,458,341.34	
GO23-377-330240: Lapse 12/31/23 CBS-1218	4,000,000.00	3,687,803.47		3,687,803.47			
GO23-377-330241: Lapse 12/31/23 CBS-1218	600,000.00	572,077.14				572,077.14	
<b>BUS STOPS &amp; SHELTERS</b>							
GF20-301-301419: Lapse 12/31/20 CBS-1039	200,000.00	200,000.00	102,873.00		7,200.00	89,927.00	
GO22-376-320276: Lapse 12/31/22 CBS-1039	461,136.17	461,136.17		133,620.72	3,736.49	323,778.96	
GO23-377-326206: Lapse 12/31/22 CBS-1039	138,863.83	138,863.83				138,863.83	
GF23-301-330097: Lapse 12/31/23 CBS-1039	600,000.00	600,000.00				404,400.46	195,599.54

County of Maui  
 Capital Improvement Projects Report (Excluding Department of Water Supply)  
 As of 6/30/2023

<u>13-902 Other Projects</u>	Original Appropriation	Alloted To Date	Expenditure Prior Years	Expenditure Current Year	Amount Lapsed	Encumbrance	Allotment Balance
	19,547,099.01	16,463,358.35	3,466,201.69	6,119,969.31	10,936.50	6,490,651.43	375,599.42
<b>TOTAL Other Projects</b>	<b>66,605,099.01</b>	<b>35,263,309.35</b>	<b>5,868,194.67</b>	<b>10,164,261.79</b>	<b>10,936.50</b>	<b>16,706,821.97</b>	<b>2,513,094.42</b>

**County of Maui**  
**Capital Improvement Projects Report (Excluding Department of Water Supply)**  
**As of 6/30/2023**

<b>13-903 Government Facilities</b>	<b>Original Appropriation</b>	<b>Alloted To Date</b>	<b>Expenditure Prior Years</b>	<b>Expenditure Current Year</b>	<b>Amount Lapsed</b>	<b>Encumbrance</b>	<b>Allotment Balance</b>
<b>Hana Community Plan Area</b>							
NAHIKU COMMUNITY CENTER							
GO18-373-367298: Lapse 12/31/16 CBS-1193	1,950,000.00	191,340.00	155,073.50		36,266.50		
OLD HANA SCHOOL IMPRVMT							
GO21-375-310254: Lapse 12/31/21 CBS-5530	1,453,078.30	1,453,078.30	1,354,921.31	49,765.15		48,391.84	
GO22-376-315254: Lapse 12/31/21 CBS-5530	396,921.70	396,921.70				396,921.70	
GO22-376-320241: Lapse 12/31/22 CBS-5530	2,840,278.30	2,840,278.30	5,200.00			2,835,078.30	
GO23-377-326241: Lapse 12/31/22 CBS-5530	159,721.70	159,721.70		18,117.85		141,603.85	
GOLAPS-350-330053: Lapse 12/31/23 CBS-5530	1,000,000.00	1,000,000.00				102,713.03	897,286.97
HELENE HALL IMPROVEMENTS							
GO21-375-301266: Lapse 12/31/20 CBS-1971	800,000.00	445,220.00	102,317.60	175,984.80		166,917.60	( )
	<b>8,600,000.00</b>	<b>6,486,560.00</b>	<b>1,617,512.41</b>	<b>243,867.80</b>	<b>36,266.50</b>	<b>3,691,626.32</b>	<b>897,286.97</b>
<b>Paia-Haiku Community Plan Area</b>							
HAIKU FIRE STATION							
GO23-377-320235: Lapse 12/31/22 CBS-1002	800,000.00	800,000.00		469,707.61		330,292.39	
GO23-377-330245: Lapse 12/31/23 CBS-1002	1,000,000.00	167,942.00				167,942.00	
BALDWIN AVE PUBLIC PRKG LOT IM							
GF23-301-330091: Lapse 12/31/23 CBS-6096	400,000.00	400,000.00					400,000.00
	<b>2,200,000.00</b>	<b>1,367,942.00</b>	<b>0.00</b>	<b>469,707.61</b>	<b>0.00</b>	<b>498,234.39</b>	<b>400,000.00</b>
<b>Makawao-Pukalani-Kula Community Plan Area</b>							
MAKAWAO FIRE STN RENO/ADDN							
GO23-377-320231: Lapse 12/31/22 CBS-2314	770,000.00	770,000.00				770,000.00	
DMVL PUKALANI SATELLITE OFFICE							
GF21-301-315305: Lapse 12/31/21 CBS-XXXX		250,000.00	206,401.93		15,192.00	28,406.07	
	<b>770,000.00</b>	<b>1,020,000.00</b>	<b>206,401.93</b>	<b>0.00</b>	<b>15,192.00</b>	<b>798,406.07</b>	<b>0.00</b>
<b>Wailuku-Kahului Community Plan Area</b>							
WAILUKU CIVIC COMPLEX							
GO20-374-390235: Lapse 12/31/19 CBS-2789	36,968,794.19	36,968,794.19	21,302,203.36	12,675,907.31	2,889.00	2,987,794.52	
GO21-375-390237: Lapse 12/31/19 CBS-2789	5,031,205.81	4,560,413.23	3,362,931.49	1,154,937.20		42,544.54	
GOLAPS-350-390935: Lapse 12/31/19 CBS-2789	2,195,000.00	2,195,000.00	1,678,963.38	516,036.62			
GF23-301-330046: Lapse 12/31/23 CBS-2789	1,200,000.00	1,200,000.00		676,290.00		522,884.00	826.00
CENTRAL MAUI TRANSIT HUB							
GO21-375-390207: Lapse 12/31/19 CBS-5021	164,787.00	162,387.00	118,862.00	43,525.00			
GO22-376-320290: Lapse 12/31/22 CBS-5021	89,305.00	89,305.00	31,983.36	38,496.64		18,825.00	
GO23-377-326290: Lapse 12/31/22 CBS-5021	158,803.00	158,803.00		96,668.84		62,134.16	
GF23-301-330151: Lapse 12/31/23 CBS-5021		500,000.00				43,004.00	456,996.00
WAILUKU REDEVT MUNI PRKG LOT							
GF18-301-389744: Lapse 12/31/18 CBS-2789	4,300,000.00	4,300,000.00	3,834,778.34	452,293.65	12,928.01		( )
KAHULUI FIRE STN APPARATUS SHL							
GF20-301-301338: Lapse 12/31/20 CBS-2735	50,000.00	50,000.00	21,065.00		28,700.00	235.00	
GO22-376-315282: Lapse 12/31/21 CBS-2735	44,891.00	43,386.00	12,972.98	30,413.02			

**County of Maui**  
**Capital Improvement Projects Report (Excluding Department of Water Supply)**  
**As of 6/30/2023**

<b>13-903 Government Facilities</b>	<b>Original Appropriation</b>	<b>Alloted To Date</b>	<b>Expenditure Prior Years</b>	<b>Expenditure Current Year</b>	<b>Amount Lapsed</b>	<b>Encumbrance</b>	<b>Allotment Balance</b>
KALANA O MAUI 2ND FLR DECK RPR GO21-375-301202: Lapse 12/31/20 CBS-5517	600,000.00	484,351.75	255,900.07	51,449.27		177,002.41	
WAILUKU POLICE STN IMPRV GO21-375-301276: Lapse 12/31/20 CBS-5535	1,500,000.00	1,424,500.00	1,229,280.80	195,219.20			
KALANA O MAUI CAMPUS PRK'G EXP GF20-301-301345: Lapse 12/31/20	450,000.00	450,000.00	158,516.93		277,808.18	13,674.89	
NEW COUNTY SVC CENTER GOLAPS-350-310051: Lapse 12/31/21 CBS-2324	1,577,679.00	1,577,679.00	961,685.41	328,050.07	261,454.25	26,489.27	
KALANA O MAUI FIRE SPRKLR IMPR GO21-375-301229: Lapse 12/31/20 CBS-5025	449,813.38	388,325.00	353,441.27	6,637.38	3,511.46	24,734.89	
EMERGENCY MGT OFFICE RENOVTN GO21-375-301225: Lapse 12/31/20 CBS-5518	448,811.86	274,675.75	21,639.63		241,249.25	11,786.87	
KALANA PAKUI BLDG AC RPLCMNT GO21-375-301244: Lapse 12/31/20 CBS-3579	600,000.00	540,450.38	465,791.91	57,658.47		17,000.00	
CHILDREN'S PEACE CENTER GO21-375-310276: Lapse 12/31/21 CBS-5528	159,544.00	159,544.00	135,130.80	24,413.20			
GO22-376-315276: Lapse 12/31/21 CBS-5528	1,340,456.00	1,340,456.00	559,853.79	778,078.38		2,523.83	
60 SOUTH CHURCH ST BLDG RENO GOLAPS-350-320038: Lapse 12/31/22 CBS-6651	1,872,000.00	1,872,000.00		1,712,984.85		159,015.15	
GO22-376-320236: Lapse 12/31/22 CBS-6651	628,000.00	628,000.00	366,591.69	261,408.31			
GO23-377-326236: Lapse 12/31/22 CBS-6651	7,000,000.00	7,000,000.00		1,495,912.70		5,504,087.30	
GO23-377-330247: Lapse 12/31/23 CBS-6651	810,000.00	790,938.61		2,260.40		788,678.21	
OCS OFFICE RENOVATIONS GO23-377-320281: Lapse 12/31/22 ORD-5352	519,000.00	519,000.00		519,000.00			
GO23-377-330201: Lapse 12/31/23 ORD-5407	301,045.00	301,045.00		301,045.00			
MAUI COUNTY TAT OFFICE RENO GF23-301-330042: Lapse 12/31/23 CBS-7249	300,000.00	300,000.00					300,000.00
TRANSPORTATION BASEYARD GOLAPS-350-330139: Lapse 12/31/23 CBS-7244		10,000,000.00					10,000,000.00
GO23-377-330298: Lapse 12/31/23 CBS-7244	9,436,902.00	3,750.00		3,750.00			
ACQ OF 2145 KAOHU ST BLDG/PROP GF23-301-330172: Lapse 12/31/23		3,850,000.00		16,432.27			3,833,567.73
	<b>78,196,037.24</b>	<b>82,132,803.91</b>	<b>34,871,592.21</b>	<b>21,438,867.78</b>	<b>828,540.15</b>	<b>10,402,414.04</b>	<b>14,591,389.73</b>
<b>Kihei-Makena Community Plan Area</b>							
SOUTH MAUI CONSOLID MAINT OPER GF21-301-310056: Lapse 12/31/21 CBS-2742	30,000.00	30,000.00	4,500.00			25,500.00	
<b>West Maui Community Plan Area</b>							
PARKING BENEFITS DISTRICT GF23-301-330099: Lapse 12/31/23 CBS-7255	1,545,000.00	1,545,000.00					1,545,000.00
<b>Lanai Community Plan Area</b>							
LANAI FIRE STN IMPROVEMENTS							

**County of Maui**  
**Capital Improvement Projects Report (Excluding Department of Water Supply)**  
**As of 6/30/2023**

	Original Appropriation	Alloted To Date	Expenditure Prior Years	Expenditure Current Year	Amount Lapsed	Encumbrance	Allotment Balance
<b>13-903 Government Facilities</b>							
GF18-301-389723: Lapse 12/31/18 CBS-1005	110,000.00	110,000.00	18,705.40		83,278.00	8,016.60	
GO21-375-301235: Lapse 12/31/20 CBS-1005	1,872,000.00	439,223.00	313,279.14	46,804.79		79,139.07	
GO22-376-320230: Lapse 12/31/22 CBS-1005	2,600,000.00	2,600,000.00		831,840.28		1,768,159.72	
LANAI BASEYARD IMPRV							
GO18-373-378286: Lapse 12/31/17 CBS-3239	300,000.00	172,182.00	130,964.46		4,550.00	36,667.54	
GO22-376-320272: Lapse 12/31/22 CBS-3239	83,330.00	83,330.00		49,271.46		34,058.54	
GO23-377-326202: Lapse 12/31/22 CBS-3239	816,670.00	816,670.00				816,670.00	
	<b>5,782,000.00</b>	<b>4,221,405.00</b>	<b>462,949.00</b>	<b>927,916.53</b>	<b>87,828.00</b>	<b>2,742,711.47</b>	<b>0.00</b>
<b>Molokai Community Plan Area</b>							
HOOLEHUA FIRE STATION RENOV							
GF21-301-310048: Lapse 12/31/21 CBS-6065	350,000.00	350,000.00		350,000.00			
GF22-301-320032: Lapse 12/31/22 CBS-6065	550,000.00	550,000.00		384,932.20		165,067.80	
MOLOKAI BASEYARD							
GOLAPS-350-378392: Lapse 12/31/17 CBS-1211	3,703,000.00	3,703,000.00	3,452,037.00		4,905.00	246,058.00	
PUKO'O FIRE STN RENOVATION							
GO23-377-320234: Lapse 12/31/22 CBS-6667	500,000.00	390,000.00		126,082.76		263,917.24	
GO23-377-330244: Lapse 12/31/23 CBS-6667	500,000.00						
MOLOKAI POLICE STN ROOF REPLAC							
GF21-301-310075: Lapse 12/31/21 CBS-6095	500,000.00	500,000.00	52,181.00	7,139.70	439,886.00	793.30	
GF22-301-320098: Lapse 12/31/22 CBS-6095	400,000.00	400,000.00		269,776.00	130,224.00		
	<b>6,503,000.00</b>	<b>5,893,000.00</b>	<b>3,504,218.00</b>	<b>1,137,930.66</b>	<b>575,015.00</b>	<b>675,836.34</b>	<b>0.00</b>
<b>Countywide</b>							
CW FIRE FACILITIES							
GF20-301-301C34: Lapse 12/31/20 CBS-1003	500,000.00	500,000.00	448,969.25	6,135.00	39,000.00	5,895.75	
GF21-301-310C47: Lapse 12/31/21 CBS-1003	200,000.00	200,000.00	153,416.66	32,384.00	5,730.42	8,468.92	
GF22-301-320C29: Lapse 12/31/22 CBS-1003	300,000.00	300,000.00	6,797.74	263,271.00	13,442.00	16,489.26	
GF23-301-330C43: Lapse 12/31/23 CBS-1003	775,000.00	775,000.00		56,893.67		244,900.00	473,206.33
CENTRAL MAUI TRANSIT HUB							
GO21-375-310296: Lapse 12/31/21 CBS-5021	1,870,344.18	1,870,344.18	158,641.18	858,924.57		852,778.43	
GO22-376-315296: Lapse 12/31/21 CBS-5021	429,655.82	181,547.93	20,538.90	92,581.00	.03	68,428.00	
CW FACILITY BLDG IMPRV							
GO18-373-367C49: Lapse 12/31/16 CBS-1032	750,000.00	367,502.08	330,168.15		37,333.93		
GF18-301-389C48: Lapse 12/31/18 CBS-1032	500,000.00	500,000.00	352,686.74		138,163.26	9,150.00	
GF19-301-390C70: Lapse 12/31/19 CBS#1032	425,000.00	425,000.00	273,750.08	78,841.10	35,939.11	36,469.71	
GF20-301-301C79: Lapse 12/31/20 CBS-1032	450,000.00	450,000.00	354,646.25	5,480.70	9,752.09	80,120.96	
CW POLICE FACILITIES							
GF22-301-320C57: Lapse 12/31/22 CBS-1010	800,000.00	800,000.00	148,818.47	71,640.00	2,403.53	577,138.00	
GF23-301-330C74: Lapse 12/31/23 CBS-1010	1,610,000.00	2,410,000.00		23,019.00			2,386,981.00
CW FAC MAINT PRG PROS BASEMENT							
GO21-375-310278: Lapse 12/31/21 CBS-6070	62,010.01	62,010.01	50,038.69			11,971.32	
GF21-301-310C77: Lapse 12/31/21 CBS-6070	2,475,000.00	2,475,000.00	704,861.19	336,243.00	129,472.02	1,304,423.79	( )
GF22-301-320C58: Lapse 12/31/22 CBS-6070	640,000.00	640,000.00	3,231.04	154,776.08	423,937.96	58,054.92	
GO22-376-320C59: Lapse 12/31/22 CBS-6070	1,019,832.25	1,019,832.25	445.25	942,362.71		77,024.29	

**County of Maui**  
**Capital Improvement Projects Report (Excluding Department of Water Supply)**  
**As of 6/30/2023**

<b>13-903 Government Facilities</b>	<b>Original Appropriation</b>	<b>Alloted To Date</b>	<b>Expenditure Prior Years</b>	<b>Expenditure Current Year</b>	<b>Amount Lapsed</b>	<b>Encumbrance</b>	<b>Allotment Balance</b>
GO23-377-326C59: Lapse 12/31/22 CBS-6070	280,167.75	208,609.65		58,609.65		150,000.00	
GF23-301-330C76: Lapse 12/31/23 CBS-6070	1,850,000.00	1,850,000.00		25,322.50		350,330.77	1,474,346.73
GO23-377-330C78: Lapse 12/31/23 CBS-6070	850,000.00						
COMMUNICATIONS FAC DEV'T PRJ							
GO23-377-330275: Lapse 12/31/23 CBS-7257	3,400,000.00						
DPW HIGHWAYS CW BASEYARD FACIL							
GF23-301-330C77: Lapse 12/31/23 CBS-7232	500,000.00	500,000.00				500,000.00	
GO23-377-330C79: Lapse 12/31/23 CBS-7232	2,357,000.00	683,982.63				683,982.63	
LAHAINA ANTENNA REPLACEMENT							
GO23-377-330291: Lapse 12/31/23 CBS-7237	3,000,000.00						
	<b>25,044,010.01</b>	<b>16,218,828.73</b>	<b>3,007,009.59</b>	<b>3,006,483.98</b>	<b>835,174.35</b>	<b>5,035,626.75</b>	<b>4,334,534.06</b>
<b>TOTAL Government Facilities</b>	<b>128,670,047.25</b>	<b>118,915,539.64</b>	<b>43,674,183.14</b>	<b>27,224,774.36</b>	<b>2,378,016.00</b>	<b>23,870,355.38</b>	<b>21,768,210.76</b>

**County of Maui**  
**Capital Improvement Projects Report (Excluding Department of Water Supply)**  
**As of 6/30/2023**

<b>13-904 Parks and Recreation</b>	<b>Original Appropriation</b>	<b>Alloted To Date</b>	<b>Expenditure Prior Years</b>	<b>Expenditure Current Year</b>	<b>Amount Lapsed</b>	<b>Encumbrance</b>	<b>Allotment Balance</b>
<b>Hana Community Plan Area</b>							
PA'ANI MAI PARK IMPROVM							
GF15-301-356402: Lapse 12/31/15 CBS-2328	300,000.00	300,000.00	163,599.50		29,840.00	106,560.50	
HANA PRK TENNIS/BBALL COURTS							
GF21-301-310055: Lapse 12/31/21 CBS-5531	1,290,000.00	1,290,000.00	4,369.00	1,814.00		1,283,817.00	
HELENE HALL IMPROVEMENTS							
GO18-373-389230: Lapse 12/31/18 CBS-1971	85,787.12	85,787.12	75,377.42			10,409.70	
GO23-377-320242: Lapse 12/31/22 CBS-1971	1,300,000.00	1,300,000.00		161,425.75		1,138,574.25	
HANA-KEANAE-KAILUA PARKS							
GF16-301-367101: Lapse 12/31/16 CBS-2350	446,250.00	446,250.00	413,115.50			33,134.50	
GF20-301-301347: Lapse 12/31/20 CBS-2350	450,000.00	450,000.00	77,610.00			372,390.00	
	<b>3,872,037.12</b>	<b>3,872,037.12</b>	<b>734,071.42</b>	<b>163,239.75</b>	<b>29,840.00</b>	<b>2,944,885.95</b>	<b>0.00</b>
<b>Paia-Haiku Community Plan Area</b>							
ALFRED BOTEILHO, SR. GYM IMP							
GO21-375-390268: Lapse 12/31/19 CBS-5056	1,497,500.00	19,906.13		8,222.78		11,683.35	
GO21-375-301261: Lapse 12/31/20 CBS-5056	1,897,880.00	1,897,880.00				1,897,880.00	
GF22-301-320045: Lapse 12/31/22 CBS-5056	500,000.00	500,000.00			303,172.00	196,828.00	
HAIKU PARK RESTROOM							
PA20-309-301363: Lapse 12/31/20 CBS-5534	510,000.00	510,000.00	90,272.62	21,008.75	392,334.26	6,384.37	
GF21-301-310064: Lapse 12/31/21 CBS-5534	629,147.00	629,147.00		362,343.00	258,569.00	8,235.00	
PA21-309-310068: Lapse 12/31/21 CBS-5534	392,334.00	392,334.00		183,337.53		208,996.47	
GO23-377-320293: Lapse 12/31/22 CBS-XXXX	745,000.00	745,000.00				745,000.00	
LOWER PAIA PARK PARKING LOT							
GF21-301-310065: Lapse 12/31/21 CBS-6073	600,000.00	600,000.00	8,774.48	29,877.00	558,673.00	2,675.52	
GF23-301-330061: Lapse 12/31/23 CBS-6073	1,000,000.00	1,000,000.00					1,000,000.00
PAIA-HAIKU PARKS SYSTEM							
GO18-373-378254: Lapse 12/31/17 CBS-2348	400,000.00	110,543.00	77,485.85	33,057.15			
GO21-375-390264: Lapse 12/31/19 CBS-2348	590,045.05	544,781.49	487,054.89	5,279.10		52,447.50	
KALAKUPUA PLYGRND SLIDE FOURTH							
PA21-309-310066: Lapse 12/31/21 CBS-6093	15,000.00	15,000.00	14,609.00	391.00			
LOWER PAIA INTERIM PARKING LOT							
GF22-301-320046: Lapse 12/31/22 CBS-6659	120,000.00	120,000.00		9,400.00	4,357.87	106,242.13	
	<b>8,896,906.05</b>	<b>7,084,591.62</b>	<b>678,196.84</b>	<b>652,916.31</b>	<b>1,517,106.13</b>	<b>3,236,372.34</b>	<b>1,000,000.00</b>
<b>Makawao-Pukalani-Kula Community Plan Area</b>							
MAK-PUK-KULA ULU PARKS							
GF16-301-367103: Lapse 12/31/16 CBS-2349	435,000.00	435,000.00	390,113.14	20,459.36	5,972.48	18,455.02	( )
WAIAKOA GYM IMPROVEMENTS							
GO22-376-310261: Lapse 12/31/21 CBS-2329	430,000.00	430,000.00	7,393.30	76,808.00		345,798.70	
	<b>865,000.00</b>	<b>865,000.00</b>	<b>397,506.44</b>	<b>97,267.36</b>	<b>5,972.48</b>	<b>364,253.72</b>	<b>(0.00)</b>
<b>Wailuku-Kahului Community Plan Area</b>							

**County of Maui**  
**Capital Improvement Projects Report (Excluding Department of Water Supply)**  
**As of 6/30/2023**

<b>13-904 Parks and Recreation</b>	<b>Original Appropriation</b>	<b>Allotted To Date</b>	<b>Expenditure Prior Years</b>	<b>Expenditure Current Year</b>	<b>Amount Lapsed</b>	<b>Encumbrance</b>	<b>Allotment Balance</b>
WAIIEHU GC STARTER BOOTH/RESTO							
GO18-373-378257: Lapse 12/31/17 CBS-1202	500,000.00	494,800.00	405,391.48	3,849.52		85,559.00	
NEW KAHULUI COM'ITY CTR							
GF18-301-389742: Lapse 12/31/18 CBS-4628	250,000.00	250,000.00	51,367.64			198,632.36	
CENTRAL MAUI PARKS SYSTEM							
GF19-301-390062: Lapse 12/31/19 CBS-2351	240,000.00	240,000.00	210,852.04			29,147.96	
GF20-301-301367: Lapse 12/31/20 CBS-2351	600,000.00	600,000.00	325,024.10	13,927.53	234,120.24	26,928.13	()
WAR MEMORIAL FB STD & TRK REHA							
GF21-301-310072: Lapse 12/31/21 CBS-5539	600,000.00	600,000.00	1,768.74	345,823.96		252,407.30	
GF22-301-320053: Lapse 12/31/22 CBS-5539	210,000.00	210,000.00	50.00	112,897.14		97,052.86	
GO23-377-330262: Lapse 12/31/23 CBS-5539	7,200,000.00	1,601,918.08		1,579,105.08		22,813.00	
WM GYM BLDG IMPRVMT							
GO21-375-310267: Lapse 12/31/21 CBS-4616	737,548.00	737,548.00	112,441.03	149,564.99		475,541.98	
GO22-376-315267: Lapse 12/31/21 CBS-4616	262,452.00	262,452.00				262,452.00	
GO22-376-320248: Lapse 12/31/22 CBS-4616	38,916.50	38,916.50	27.50			38,889.00	
GO23-377-326248: Lapse 12/31/22 CBS-4616	14,961,083.50	14,961,083.50				14,961,083.50	
GOLAPS-350-330068: Lapse 12/31/23 CBS-4616	2,543,207.00	2,543,207.00				2,543,207.00	
GO23-377-330263: Lapse 12/31/23 CBS-4616	10,806,793.00	10,806,793.00				10,806,793.00	
KANAHA BCH PRK MP IMPRVMT							
GF20-301-301368: Lapse 12/31/20 CBS-4583	250,000.00	250,000.00	100,410.90	6,446.47	3,635.00	139,507.63	
GF22-301-320050: Lapse 12/31/22 CBS-4583	75,000.00	75,000.00				75,000.00	
KEPANIWAI HERITAG GARDENS IMPR							
GF20-301-301366: Lapse 12/31/20 CBS-1143	300,000.00	300,000.00	45,611.00	21,740.00	232,649.00		
GF21-301-310070: Lapse 12/31/21 CBS-1143	444,519.00	444,519.00	27.50	8,394.00	436,097.50		
GF22-301-320097: Lapse 12/31/22 CBS-1143	753,027.00	753,027.00		538,074.65		214,952.35	
KEHALANI MAUKA PARK IMPROVEMEN							
GF22-301-320051: Lapse 12/31/22 CBS-5516	150,000.00	150,000.00		48,530.81	78.00	101,391.19	
WAIKAPU CC EXPANSION							
GO18-373-378260: Lapse 12/31/17 CBS-3214	1,000,000.00	17,869.00	10,304.33	7,564.67			
LIHIKAI SCHOOL PARK SITE IMPRV							
GF22-301-320052: Lapse 12/31/22 CBS-6645	1,500,000.00	1,500,000.00	82.50			1,499,917.50	
GF23-301-330135: Lapse 12/31/23 ORD#5488		654,000.00				648,229.87	5,770.13
VELMA McWAYNE SANTOS CTR IMPR							
GO21-375-310268: Lapse 12/31/21 CBS-6072	109,311.00	109,311.00	60,255.21	39,639.78		9,416.01	
GO22-376-315268: Lapse 12/31/21 CBS-6072	140,689.00	6,375.00				6,375.00	
GO22-376-320247: Lapse 12/31/22 CBS-6072	213,141.81	213,141.81	46,919.52	25,124.79		141,097.50	
GO23-377-326247: Lapse 12/31/22 CBS-6072	1,911,858.19	1,796,172.19		187,916.00		1,608,256.19	
GO23-377-330203: Lapse 12/31/23 ORD#5488	1,855,000.00	1,855,000.00				1,855,000.00	
CENTRAL MAUI REGIONAL PARK							
GF20-301-301372: Lapse 12/31/20 CBS-1214	500,000.00	500,000.00		28,001.00		471,999.00	
CM REG'L SPRTS CMLPX MAINT							
GO21-375-301241: Lapse 12/31/20 CBS-3209	1,745,000.00	1,745,000.00	1,666,902.90	66,536.00		11,561.10	
WELLS PARK MASTER PLAN IMPL							
GO21-375-390265: Lapse 12/31/19 CBS-4584	26,177.00	25,950.00				25,950.00	

**County of Maui**  
**Capital Improvement Projects Report (Excluding Department of Water Supply)**  
**As of 6/30/2023**

<b>13-904 Parks and Recreation</b>	<b>Original Appropriation</b>	<b>Allotted To Date</b>	<b>Expenditure Prior Years</b>	<b>Expenditure Current Year</b>	<b>Amount Lapsed</b>	<b>Encumbrance</b>	<b>Allotment Balance</b>
<b>13-904 Parks and Recreation</b>							
ICHIRO MAEHARA BB STDM IMPRV							
GF19-301-390065: Lapse 12/31/19 CBS-5481	500,000.00	500,000.00	452,104.04	3,380.18	44,515.78		
GF21-301-310071: Lapse 12/31/21 CBS-5481	525,000.00	525,000.00	100,400.00	424,600.00			
GO22-376-310269: Lapse 12/31/21 CBS-5481	525,000.00	525,000.00		525,000.00			
GF22-301-320049: Lapse 12/31/22 CBS-5481	800,000.00	800,000.00	27.50	580,701.04	6,019.97	213,251.49	
CENTRAL MAUI PICKLEBALL COURTS							
GF23-301-330064: Lapse 12/31/23 CBS-7245	150,000.00	150,000.00				149,964.00	36.00
CONST MAINT BASEYARD IMP							
GF23-301-330065: Lapse 12/31/23 CBS-7239	175,000.00	175,000.00		28,499.06		116,707.94	29,793.00
KEPANIWAI HERITAG GARDENS IMPR							
GF23-301-330067: Lapse 12/31/23 CBS-1143	500,000.00	500,000.00		36,541.00		158,342.00	305,117.00
	<b>53,098,723.00</b>	<b>46,917,083.08</b>	<b>3,589,967.93</b>	<b>4,781,857.67</b>	<b>957,115.49</b>	<b>37,247,425.86</b>	<b>340,716.13</b>
<b>Kihei-Makena Community Plan Area</b>							
WAIPIULANI PARK IRRIGATION							
GF16-301-367108: Lapse 12/31/16 CBS-2359	800,000.00	800,000.00	533,870.74		239,500.00	26,629.26	
GF17-301-378341: Lapse 12/31/17 CBS-2359	100,000.00	100,000.00	18,758.13		81,137.23	104.64	
GF18-301-389756: Lapse 12/31/18 ORD#4796	81,137.00	81,137.00	29,427.85		44,151.81	7,557.34	
SOUTH MAUI COMMUNITY PARK							
PA19-309-390044: Lapse 12/31/19 CBS-1118	500,000.00	500,000.00	146,186.52	6,489.69		347,323.79	
GF23-301-330056: Lapse 12/31/23 CBS-2742	150,000.00	150,000.00					150,000.00
SOUTH MAUI PARKS SYSTEM							
GF20-301-301350: Lapse 12/31/20 CBS-2345	300,000.00	300,000.00	190,058.99		5,895.01	104,046.00	
PA20-309-301352: Lapse 12/31/20 CBS-2345	75,000.00	75,000.00				75,000.00	
SM COMM PARK REC CENTER							
PA19-309-390046: Lapse 12/31/19 CBS-5059	900,000.00	900,000.00	809,014.30	78,794.43	12,191.27		
SOUTH MAUI BEACH PARK PRKNG LOT							
GF21-301-310057: Lapse 12/31/21 CBS-5552	100,000.00	100,000.00	87,650.93	7,889.07		4,460.00	
GO21-375-310258: Lapse 12/31/21 CBS-5552	439,540.53	439,540.53	353,557.10	32,563.17		53,420.26	
GO22-376-315258: Lapse 12/31/21 CBS-5552	60,459.47	55,437.10		44,520.00		10,917.10	
GF22-301-320043: Lapse 12/31/22 CBS-5552	775,000.00	775,000.00	33,342.63	37,650.42		704,006.95	
PA23-309-330057: Lapse 12/31/23 CBS-5552	775,000.00	775,000.00				281,900.48	493,099.52
KIHEI AQUATIC CTR IMPROVEMENTS							
GF23-301-330054: Lapse 12/31/23 CBS-5532	250,000.00	250,000.00					250,000.00
KALAMA PARK SKATE PRK IMPRV							
GO21-375-310259: Lapse 12/31/21 CBS-6075	36,655.21	36,655.21	33,584.14	3,071.07			
KIHEI COMMUNITY CTR IMPROVMTS							
GF23-301-330055: Lapse 12/31/23 CBS-6644	600,000.00	600,000.00				99,930.33	500,069.67
	<b>5,942,792.21</b>	<b>5,937,769.84</b>	<b>2,235,451.33</b>	<b>210,977.85</b>	<b>382,875.32</b>	<b>1,715,296.15</b>	<b>1,393,169.19</b>
<b>West Maui Community Plan Area</b>							
WEST MAUI PARKS SYSTEM							
GF19-301-390066: Lapse 12/31/19 CBS-2344	462,000.00	462,000.00	352,304.21	99,817.25	4,360.54	5,518.00	
GO21-375-390267: Lapse 12/31/19 CBS-2344	190,105.00	190,105.00	51,528.00	138,577.00			

**County of Maui**  
**Capital Improvement Projects Report (Excluding Department of Water Supply)**  
**As of 6/30/2023**

<b>13-904 Parks and Recreation</b>	<b>Original Appropriation</b>	<b>Alloted To Date</b>	<b>Expenditure Prior Years</b>	<b>Expenditure Current Year</b>	<b>Amount Lapsed</b>	<b>Encumbrance</b>	<b>Allotment Balance</b>
GF20-301-301374: Lapse 12/31/20 CBS-2344 LAUNIUPOKO MASTER PLAN	500,000.00	500,000.00	460,721.38	5,077.25	1,301.37	32,900.00	
PA19-309-390067: Lapse 12/31/19 NAPILI PARK IMPROVEMENTS	500,000.00	500,000.00				500,000.00	
PA22-309-320056: Lapse 12/31/22 CBS-6652	350,000.00	350,000.00		62,763.00	257,294.00	29,943.00	
PA23-309-330073: Lapse 12/31/23 CBS-6652	250,000.00	250,000.00		7,648.00		29,610.00	212,742.00
LAHAINA CIVIC CENTER REHAB							
GF21-301-310074: Lapse 12/31/21 CBS-6077	250,000.00	250,000.00	230,633.00	19,367.00			
GF22-301-320054: Lapse 12/31/22 CBS-6077	600,000.00	600,000.00		215,237.65	186,650.35	198,112.00	
GO23-377-330271: Lapse 12/31/23 CBS-6077	1,000,000.00	89,254.73		19,159.73		70,095.00	
LAHAINA CIVIC CTR TENNIS COURT							
GF22-301-320055: Lapse 12/31/22 CBS-6647	425,000.00	425,000.00	32.00		387,105.00	37,863.00	
LAHAINA REC CENTER IMPROVEMENT							
PA23-309-330072: Lapse 12/31/23 CBS-7256	825,000.00	825,000.00		1,200.00		73,400.00	750,400.00
LAUNIUPOKO WATERLINE IMPRV							
GF23-301-330069: Lapse 12/31/23 CBS-7241	500,000.00	500,000.00				18,050.00	481,950.00
PULELEHUA COUNTY PARK							
GF23-301-330070: Lapse 12/31/23 CBS-7240	250,000.00	250,000.00					250,000.00
	<b>6,102,105.00</b>	<b>5,191,359.73</b>	<b>1,095,218.59</b>	<b>568,846.88</b>	<b>836,711.26</b>	<b>995,491.00</b>	<b>1,695,092.00</b>
<b>Lanai Community Plan Area</b>							
LANAI PARKS SYSTEM							
GF19-301-390047: Lapse 12/31/19 CBS-2347	350,000.00	350,000.00	173,821.90	16,735.19	159,442.91		
FIFTH STREET COURTS RESRF/IMPR							
GF23-301-330058: Lapse 12/31/23 CBS-7242	176,405.00	176,405.00				125,531.67	50,873.33
PA23-309-330060: Lapse 12/31/23 CBS-7242	173,595.00	173,595.00					173,595.00
LANAI YOUTH CTR/SKATE PRK							
GO21-375-301231: Lapse 12/31/20 CBS-2347	3,497,000.00	285,010.11	31,828.19	14,685.91		238,496.01	
LANAI COM'ITY CTR COMM KITCHEN							
GF18-301-389734: Lapse 12/31/18 CBS-4626	250,000.00	250,000.00	66,051.00	(66,051.00)	250,000.00		
GO20-374-390252: Lapse 12/31/19 CBS-4626	392,391.68	392,391.68	392,391.68	(794,978.00)	794,978.00		
LANAI YOUTH CTR/SKATE PRK							
GO23-377-330259: Lapse 12/31/23 CBS-6052	10,668,000.00	9,297,000.00		2,029,888.00		7,267,112.00	
	<b>15,507,391.68</b>	<b>10,924,401.79</b>	<b>664,092.77</b>	<b>1,200,280.10</b>	<b>1,204,420.91</b>	<b>7,631,139.68</b>	<b>224,468.33</b>
<b>Molokai Community Plan Area</b>							
KAUNAKAKAI GYM REHABILITATION							
GF21-301-310062: Lapse 12/31/21 CBS-6074	250,000.00	250,000.00	116,248.00			133,752.00	
KILOHANA RECREATION CTR RENOV							
GF21-301-310063: Lapse 12/31/21 CBS-6097	250,000.00	250,000.00	51,723.92	75,379.76		122,896.32	
MOLOKAI PARKS SYSTEM							
GF19-301-390056: Lapse 12/31/19 CBS-2346	635,000.00	635,000.00	524,060.78		92,967.72	17,971.50	
GF20-301-301360: Lapse 12/31/20 CBS-2346	275,000.00	275,000.00	81,500.00		164,311.00	29,189.00	

**County of Maui**  
**Capital Improvement Projects Report (Excluding Department of Water Supply)**  
**As of 6/30/2023**

<b>13-904 Parks and Recreation</b>	<b>Original Appropriation</b>	<b>Allotted To Date</b>	<b>Expenditure Prior Years</b>	<b>Expenditure Current Year</b>	<b>Amount Lapsed</b>	<b>Encumbrance</b>	<b>Allotment Balance</b>
	<b>1,410,000.00</b>	<b>1,410,000.00</b>	<b>773,532.70</b>	<b>75,379.76</b>	<b>257,278.72</b>	<b>303,808.82</b>	<b>0.00</b>
<b>Countywide</b>							
CW PARK PLAYGROUND IMPRV							
GF19-301-390C38: Lapse 12/31/19 CBS#3232	1,000,000.00	1,000,000.00	889,530.26		33,525.24	76,944.50	
GF20-301-301C42: Lapse 12/31/20 CBS-3232	500,000.00	500,000.00	354,980.16		116,679.84	28,340.00	
PA22-309-320C41: Lapse 12/31/22 CBS-3232	600,000.00	600,000.00	15,439.76	13,351.00	209,460.24	361,749.00	
GF23-301-330C49: Lapse 12/31/23 CBS-3232	450,000.00	450,000.00					450,000.00
PA23-309-330C52: Lapse 12/31/23 CBS-3232	650,000.00	650,000.00					650,000.00
CW LIGHT ORDINANCE COMP							
GF19-301-390C39: Lapse 12/31/19 CBS#4613	600,000.00	600,000.00	583,004.66	5,376.00		11,619.34	
GF20-301-301C43: Lapse 12/31/20 CBS-4613	2,500,000.00	2,500,000.00	1,172,750.88		173,477.61	1,153,771.51	
CW PARKS ADA IMPROVEMENTS							
GF19-301-390C37: Lapse 12/31/19 CBS#1117	300,000.00	300,000.00	293,792.25			6,207.75	
GF20-301-301C41: Lapse 12/31/20 CBS-1117	500,000.00	500,000.00	407,428.00			92,572.00	
GF20-301-301C44: Lapse 12/31/20 CBS-1117	275,000.00	275,000.00	275,000.00	(19,782.66)	19,782.66		
GF21-301-310C52: Lapse 12/31/21 CBS-1117	250,000.00	250,000.00	105,207.21	6,964.92		137,827.87	( )
GF22-301-320C39: Lapse 12/31/22 CBS-1117	500,000.00	500,000.00	17,763.26	42,445.74		439,791.00	
GF23-301-330C50: Lapse 12/31/23 CBS-1117	500,000.00	500,000.00		26,499.18		406,559.79	66,941.03
LARGE CAPACITY CESSPOOL							
GO18-373-367252: Lapse 12/31/16 CBS-1114	550,000.00	242,364.00	224,144.15			18,219.85	
CW BUILDING MAINT REPAIRE BSY							
GF19-301-390C40: Lapse 12/31/19 CBS#2742	225,000.00	225,000.00	219,692.20			5,307.80	
CW PARKS FACILITIES							
GF21-301-310C53: Lapse 12/31/21 CBS-4581	300,000.00	300,000.00	146,293.37	72,767.91	728.82	80,209.90	
GF22-301-320C40: Lapse 12/31/22 CBS-4581	500,000.00	500,000.00	118,674.03	59,583.19		321,742.78	
GF23-301-330C51: Lapse 12/31/23 CBS-4581	500,000.00	846,000.00		56,468.63		553,224.65	236,306.72
MOLOKAI ATHLETIC COMPLEX							
SH16-323-369511:	400,000.00	400,000.00				399,980.00	20.00
	<b>11,100,000.00</b>	<b>11,138,364.00</b>	<b>4,823,700.19</b>	<b>263,673.91</b>	<b>553,654.41</b>	<b>4,094,067.74</b>	<b>1,403,267.75</b>
<b>TOTAL Parks and Recreation</b>	<b>106,794,955.06</b>	<b>93,340,607.18</b>	<b>14,991,738.21</b>	<b>8,014,439.59</b>	<b>5,744,974.72</b>	<b>58,532,741.26</b>	<b>6,056,713.40</b>

**County of Maui**  
**Capital Improvement Projects Report (Excluding Department of Water Supply)**  
**As of 6/30/2023**

<b>13-907 Roads</b>	<b>Original Appropriation</b>	<b>Alloted To Date</b>	<b>Expenditure Prior Years</b>	<b>Expenditure Current Year</b>	<b>Amount Lapsed</b>	<b>Encumbrance</b>	<b>Allotment Balance</b>
<b>Hana Community Plan Area</b>							
HANA DISTRICT RD RESURFACING							
HY01-302-317003: Lapse 12/31/01 CBS-1031	650,000.00	643,184.00	493,821.25	1,853.44	147,509.31		
KALEPA ROCKFALL REPAIRS							
HY20-302-301392: Lapse 12/31/20 CBS-2779	350,000.00	350,000.00	73,579.69	23,790.80	149,349.76	103,279.75	
GO23-377-320270: Lapse 12/31/22 CBS-2779	4,250,000.00	3,892,244.08		244.08		3,892,000.00	
KOUKOUAI BRIDGE REPLACEMENT							
GO21-375-301251: Lapse 12/31/20 CBS-1046	1,999,527.59	1,437,634.41	1,422,321.37	10,516.87		4,796.17	
KALEPA REVETMENT/SEAWALL							
GO21-375-310287: Lapse 12/31/21 CBS-3183	419,816.00	419,816.00	54,656.41	53,516.71		311,642.88	
HY23-302-330090: Lapse 12/31/23 CBS-3183	700,000.00	700,000.00		150.00			699,850.00
MAKA'AKAE RD RESURFACING							
GO21-375-390276: Lapse 12/31/19 CBS-3183	549,820.42	493,980.00				493,980.00	
PIILANI HWY SLOPE NUANUALOA							
GO21-375-310286: Lapse 12/31/21 CBS-6088	1,350,000.00	1,350,000.00		1,333,792.00		16,208.00	
KEANAE ROAD SAFETY IMPROVEMENT							
SH19-323-390022:	2,000,000.00	2,000,000.00					2,000,000.00
	<b>12,269,164.01</b>	<b>11,286,858.49</b>	<b>2,044,378.72</b>	<b>1,423,863.90</b>	<b>296,859.07</b>	<b>4,821,906.80</b>	<b>2,699,850.00</b>
<b>Paia-Haiku Community Plan Area</b>							
BALDWIN AVE PUBLIC PRKG LOT IM							
GF21-301-310093: Lapse 12/31/21 CBS-6096	200,000.00	200,000.00	47,410.00	24,616.00	97,700.00	30,274.00	
KAUPAKALUA RD PAVEMENT RECONS							
DOT18-325-389020: #STP-STP-0365(0 10)	4,600,000.00	4,212,290.64	3,789,663.66				422,626.98
GO18-373-389259: Lapse 12/31/18 CBS-1066	1,549,531.44	1,549,531.44	1,425,986.24	2,413.71	85,703.24	35,428.25	
GO20-374-389275: Lapse 12/31/18 CBS-1066	850,468.56	81,466.99	81,066.99		.01	399.99	
GO21-375-301242: Lapse 12/31/20 CBS-1066	2,187,658.57	671,824.90	379,911.33	378.56		291,535.01	
HAIKU RD SLOPE STABILITY IMPRV							
GO23-377-326201: Lapse 12/31/22 CBS-4597	5,499,950.00	2,693,167.92		391.25		2,692,776.67	
GO22-376-326271: Lapse 12/31/22 CBS-4597	50.00	50.00	50.00				
HAIKU RD GUARDRAIL/SHLDR IMPR							
HY20-302-301400: Lapse 12/31/20 CBS-4597	200,000.00	200,000.00	30,830.79	15,908.15		153,261.06	
REPAIR OF KAUPAKALUA RD/LEPO							
GO23-377-330292: Lapse 12/31/23 CBS-6661	2,300,000.00	8,794.38				8,794.38	
N SHORE GREENWAY PHASE 4							
DOT18-325-389025: #STP-STP-0900(0 89)	1,407,904.00	1,574,135.60	1,516,429.16				57,706.44
	<b>18,795,562.57</b>	<b>11,191,261.87</b>	<b>7,271,348.17</b>	<b>43,707.67</b>	<b>183,403.25</b>	<b>3,212,469.36</b>	<b>480,333.42</b>
<b>Makawao-Pukalani-Kula Community Plan Area</b>							
PUKALANI TERRACE SDV PAVE RECO							
HY19-302-390088: Lapse 12/31/19 CBS-3194	1,000,000.00	1,000,000.00	938,599.07		157.00	61,243.93	
GO21-375-301252: Lapse 12/31/20 CBS-3194	1,992,662.85	1,623,817.86	1,332,372.73			291,445.13	
MAK/MAKANI ROAD IMPROVEMENTS							

**County of Maui**  
**Capital Improvement Projects Report (Excluding Department of Water Supply)**  
**As of 6/30/2023**

<b>13-907 Roads</b>	<b>Original Appropriation</b>	<b>Alloted To Date</b>	<b>Expenditure Prior Years</b>	<b>Expenditure Current Year</b>	<b>Amount Lapsed</b>	<b>Encumbrance</b>	<b>Allotment Balance</b>
HY06-302-367010: Lapse 12/31/06 O HALEA HWY TRAFFIC SIG'L UPGR	600,000.00	600,000.00	456,386.38	18,989.60		124,624.02	
HY20-302-301390: Lapse 12/31/20 CBS-2771 HALEAKALA HWY INTERSEC IMPR	200,000.00	200,000.00	58,762.44	78,739.68	7,817.21	54,680.67	
SH14-323-345410: KOKOMO RD/MAK AVE PVMNT PH2	2,000,000.00	1,250,000.00					1,250,000.00
DOT17-325-376740: #STP-STP-0900(0 86) BALDWIN AVE RESURFACING	7,240,600.00	4,829,244.96	4,752,608.14				76,636.82
DOT14-325-345403: #STP-STP-0390(0 01) MAKAWAO AVE PAVEMENT RECON	2,261,738.00	2,261,738.00	2,259,236.17				2,501.83
DOT22-325-320083: #STP-STP-0365(0 12) DOT23-325-330181: #STP-STP-0365 (012)	7,760,000.00	7,760,000.00 6,621,801.41					7,760,000.00 6,621,801.41
	<b>23,055,000.85</b>	<b>26,146,602.23</b>	<b>9,797,964.93</b>	<b>97,729.28</b>	<b>7,974.21</b>	<b>531,993.75</b>	<b>15,710,940.06</b>
<b>Wailuku-Kahului Community Plan Area</b>							
KAHEKILI HIGHWAY SLOPE REPAIR HY22-302-320074: Lapse 12/31/22 CBS-6060	400,000.00	400,000.00				400,000.00	
WAIKO RD IMPRV-CONSOL BSYRDS PV22-329-320094:		393,650.00					393,650.00
WAIALE RD IMP (KAOHU-WAIINU) GO21-375-390286: Lapse 12/31/19 CBS-1919	139,745.00	139,745.00	35,570.00			104,175.00	
C MAUI SIGNAL UPGRADE HY17-302-378402: Lapse 12/31/17 CBS-1945	270,000.00	270,000.00	148,600.00		21,200.00	100,200.00	
WAIALE RD EXTENSION GO22-376-310292: Lapse 12/31/21 CBS-1069	500,000.00	500,000.00	292,143.22	207,856.78			
GO22-376-320280: Lapse 12/31/22 CBS-1069	3,307,534.03	3,307,534.03		426,352.37		2,881,181.66	
WAKEA/KAMEHAMEHA INTRSEC IMPRV GO21-375-301269: Lapse 12/31/20 CBS-1916	250,000.00	246,600.00	160,811.14	34,125.90		51,662.96	
DOT23-325-330123: #STP-STP-0900 (104)	2,049,321.33	2,393,168.75				2,250,322.60	142,846.15
IMI KALA EXTENSION HY23-302-330095: Lapse 12/31/23 CBS-3179	1,000,000.00	1,000,000.00					1,000,000.00
130 IAO VALLEY RD WALL/RAIL RP GF23-301-330094: Lapse 12/31/23 CBS-7236	500,000.00	500,000.00		58,746.60		310,728.40	130,525.00
WAIALE RD IMP AT WAIINU ROAD HY19-302-390100: Lapse 12/31/19 CBS-1018	300,000.00	300,000.00	44,772.00	38,839.25		216,388.75	
HY20-302-301410: Lapse 12/31/20 CBS-1018	100,000.00	100,000.00			5,384.00	94,616.00	
MAHANA ESTATES TRAFFIC IMPACT PV22-329-320096:		178,500.00					178,500.00
MILL STREET PVMNT RECONSTRUCT DOT21-325-310120: #STP-STP-3840(0 CBS-5057	4,300,000.00	3,644,162.71	551,127.77	1,327,502.89		1,627,877.06	137,654.99
C MAUI SUB-AREA TRANS STUDY GF20-301-301413: Lapse 12/31/20 CBS-5538	100,000.00	100,000.00	25,437.47	74,562.53			
HANSEN RD PAVEMENT RECONS							

**County of Maui**  
**Capital Improvement Projects Report (Excluding Department of Water Supply)**  
**As of 6/30/2023**

<b>13-907 Roads</b>	<b>Original Appropriation</b>	<b>Allotted To Date</b>	<b>Expenditure Prior Years</b>	<b>Expenditure Current Year</b>	<b>Amount Lapsed</b>	<b>Encumbrance</b>	<b>Allotment Balance</b>
DOT15-325-356700: #STP-STP-3600(0 01) KAMEHAMEHA AVE PAVEMENT REHAB	3,500,000.00	3,919,875.20	3,827,052.65				92,822.55
DOT13-325-337504: #STP-STP-0900 (079) PAVEMENT REHAB S MAUI ROADS	3,727,251.98	3,717,059.29	2,839,876.17			198,799.13	678,383.99
DOT18-325-389800: #STP-STP-0900(0 90) ONEHEE AVE IMPROVEMENTS	5,448,985.87	4,138,107.74	3,802,220.25				335,887.49
DOT22-325-320082: #STP-STP-3960(0 CBS-5499) LONO AVENUE EXTENSION	8,138,273.00	6,471,331.76	189,473.04	3,091,357.26		2,340,901.86	849,599.60
HY19-302-390102: Lapse 12/31/19 CBS-5054	300,000.00	300,000.00	140,432.95		5,950.00	153,617.05	
	<b>34,331,111.21</b>	<b>32,019,734.48</b>	<b>12,057,516.66</b>	<b>5,259,343.58</b>	<b>32,534.00</b>	<b>10,730,470.47</b>	<b>3,939,869.77</b>
<b>Kihei-Makena Community Plan Area</b>							
S.KIHEI RD DW IMPR (PIIKEA-KU)							
HY19-302-390086: Lapse 12/31/19 CBS-XXXX	200,000.00	200,000.00	136,842.00	55,140.00		8,018.00	
GO21-375-301294: Lapse 12/31/20 CBS-5485	1,900,000.00	1,479,382.16	9,033.80			1,470,348.36	( )
OHUKAI RD SDWLK IMPRV							
GO21-375-301295: Lapse 12/31/20 CBS-5492	600,000.00	600,000.00	2,618.40			597,381.60	
KIHEI BIKEWAY PHASE 2							
PV16-329-367579:	46,531.00	46,531.00	727.87			45,803.13	
SOUTH KIHEI RD PAVEMENT REHAB							
DOT21-325-310115: #STP-STP-3100(0 CBS-5515)	6,230,000.00	5,361,238.36	400,681.55	942,908.81		3,927,146.05	90,501.95
DOT23-325-330184: #STP-STP-3100 (016)		2,073,400.40					2,073,400.40
NS COLLECTOR RD (WAIPUILANI-)							
GO22-376-320273: Lapse 12/31/22 CBS-2309	463,641.00	463,641.00	270,000.00			193,641.00	
NS COLLECTOR ROAD (NAMAUU-KUL)							
GO21-375-390285: Lapse 12/31/19 CBS-2309	500,000.00	478,866.00	391,432.69			87,433.31	
GO21-375-301293: Lapse 12/31/20 CBS-2309	1,000,000.00	970,740.00				970,740.00	
BY21-304-310088: Lapse 12/31/21 CBS-2309	250,000.00	250,000.00				250,000.00	
HY21-302-310089: Lapse 12/31/21 CBS-2309	500,000.00	500,000.00				500,000.00	
	<b>11,690,172.00</b>	<b>12,423,798.92</b>	<b>1,211,336.31</b>	<b>998,048.81</b>	<b>0.00</b>	<b>8,050,511.45</b>	<b>2,163,902.35</b>
<b>West Maui Community Plan Area</b>							
WM ROADWAY IMPRV MTV GRANT							
PV15-329-356575:	715,000.00	715,000.00	167,900.00				547,100.00
PV16-329-367575:	1,700,000.00	1,700,000.00					1,700,000.00
L HONOAPIILANI RD COMPLETE STR							
GF22-301-320075: Lapse 12/31/22 CBS-6643	500,000.00	500,000.00		289,123.15		210,876.85	
FRONT STREET IMPROVEMENTS							
GO21-375-390273: Lapse 12/31/19 CBS-1946	620,781.57	620,781.57	242,713.25	190,681.61		187,386.71	
GO23-377-330296: Lapse 12/31/23 CBS-1946	5,200,000.00						
WM GREENWAY PILOT PRJ							
BY17-304-378406: Lapse 12/31/17 CBS-3240	300,000.00	300,000.00	153,844.38			146,155.62	
KAHANA NUI BRIDGE REPLCMNT							

**County of Maui**  
**Capital Improvement Projects Report (Excluding Department of Water Supply)**  
**As of 6/30/2023**

<b>13-907 Roads</b>	<b>Original Appropriation</b>	<b>Allotted To Date</b>	<b>Expenditure Prior Years</b>	<b>Expenditure Current Year</b>	<b>Amount Lapsed</b>	<b>Encumbrance</b>	<b>Allotment Balance</b>
GO21-375-301248: Lapse 12/31/20 CBS-1040 PAPALUA ST TRAFFIC SIGNAL UPGR	1,074,252.98	1,066,082.86	343,705.92	142,523.82		579,853.12	
DOT22-325-320081: #STP-STP-3960(0 01)	1,576,000.00	1,896,094.46				1,503,884.85	392,209.61
	<b>11,686,034.55</b>	<b>6,797,958.89</b>	<b>908,163.55</b>	<b>622,328.58</b>	<b>0.00</b>	<b>2,628,157.15</b>	<b>2,639,309.61</b>
<b>Lanai Community Plan Area</b>							
SIXTH ST/LANAI AVE INTERSEC GO22-376-310290: Lapse 12/31/21 CBS-6058	150,000.00	24,720.00		24,720.00			
<b>Countywide</b>							
<b>CW BIKEWAY IMPROVEMENTS</b>							
BY16-304-367C31: Lapse 12/31/16 CBS-1036	150,000.00	150,000.00	72,521.13			77,478.87	
BY18-304-389C49: Lapse 12/31/18 CBS-1036	97,276.00	97,276.00	14,813.16		6,329.84	76,133.00	()
BY20-304-301C80: Lapse 12/31/20 CBS-1036	387,208.00	387,208.00	310,410.07	28,876.00	36,385.93	11,536.00	
<b>CW SIDEWALK IMPROVEMENTS</b>							
HY13-302-331133: Lapse 12/31/13 CBS-1037	500,000.00	500,000.00	446,655.16		45,328.87	8,015.97	
HY19-302-390C78: Lapse 12/31/19 CBS#1037	490,000.00	490,000.00	453,982.00		23,877.00	12,141.00	
HY20-302-301C85: Lapse 12/31/20 CBS-1037	745,000.00	745,000.00	277,194.73	22,736.78	294,228.49	150,840.00	
<b>CW BRIDGE IMPROVEMENTS</b>							
HY14-302-345332: Lapse 12/31/14 CBS-1031	295,000.00	295,000.00	150,402.76	4,396.80	418.70	139,781.74	()
HY16-302-367C22: Lapse 12/31/16 CBS-1031	370,000.00	370,000.00	213,743.50	4,599.88	122,129.50	29,527.12	
HY19-302-390C76: Lapse 12/31/19 CBS#1031	220,000.00	220,000.00	189,537.23		3,042.77	27,420.00	
HY20-302-301C83: Lapse 12/31/20 CBS-1031	600,000.00	600,000.00	357,361.30		109,756.11	132,882.59	
PAIA SCHOOL SAFE ROUTES TO SCH DOT19-325-390095: #STP-SRS-0900(0 91)	1,226,784.55	1,226,784.55	1,016,727.22			54,204.09	155,853.24
<b>CW SAFETY IMPROVEMENTS</b>							
HY13-302-331132: Lapse 12/31/13 CBS-1024	600,000.00	600,000.00	550,441.47		22,959.77	26,598.76	
HY18-302-389C51: Lapse 12/31/18 CBS-1024	500,000.00	500,000.00	322,772.34	3,050.49	115,302.34	55,935.00	2,939.83
HY19-302-390C75: Lapse 12/31/19 CBS-1024	850,000.00	850,000.00	732,549.97		64,277.13	53,172.90	
HY20-302-301C82: Lapse 12/31/20 CBS-1024	1,060,000.00	1,060,000.00	423,300.63	3,440.00	314,732.42	318,526.95	
<b>CW TRAFFIC/SAFETY PROGRAM</b>							
BY21-304-310C79: Lapse 12/31/21 CBS-6067	50,000.00	50,000.00	30,194.01	2,890.99		16,915.00	()
HY21-302-310C82: Lapse 12/31/21 CBS-6067	1,720,000.00	1,720,000.00	668,194.60	308,680.54	190,585.11	552,539.75	
HY22-302-320C66: Lapse 12/31/22 CBS-6067	1,814,700.00	1,814,700.00	60,607.23		809,137.77	933,334.98	.02
HY23-302-330C85: Lapse 12/31/23 CBS-6067	1,682,000.00	1,682,000.00		197,174.95		1,229,575.34	255,249.71
<b>CW RD RESURFACING/PAVEMENT PR</b>							
HY14-302-345333: Lapse 12/31/14 CBS-1023	5,546,744.00	5,546,744.00	5,404,729.31		56,526.05	85,488.64	
HY17-302-378C74: Lapse 12/31/17 CBS-1023	5,634,267.00	5,634,267.00	4,798,749.20	577.87	320,778.76	514,161.17	
HY18-302-389C50: Lapse 12/31/18 CBS-1023	5,238,541.00	5,238,541.00	4,929,458.57	65,980.55	220,494.99		22,606.89
HY19-302-390C74: Lapse 12/31/19 CBS#1023	6,266,792.00	6,266,792.00	5,792,892.01		350,503.46	105,196.26	18,200.27
HY20-302-301C81: Lapse 12/31/20 CBS-1023	5,676,267.00	5,676,267.00	4,599,580.32	451,093.32	75,274.68	550,318.68	
HY21-302-310C81: Lapse 12/31/21 CBS-1023	6,250,000.00	6,250,000.00	2,396,545.55	198,680.23	116,449.91	3,538,324.31	
HY22-302-320C65: Lapse 12/31/22 CBS-1023	6,215,798.00	6,215,798.00	760,027.69	757,612.97	131,642.99	4,566,514.35	
GO22-376-320C68: Lapse 12/31/22 CBS-1023	972,391.33	972,391.33	176,289.68	281,319.86		514,781.79	
GF22-301-320C69: Lapse 12/31/22 CBS-1023	284,202.00	284,202.00		204,752.00		79,450.00	
GO23-377-326C68: Lapse 12/31/22 CBS-1023	2,577,608.67	2,577,608.67				2,577,608.67	

**County of Maui**  
**Capital Improvement Projects Report (Excluding Department of Water Supply)**  
**As of 6/30/2023**

<b>13-907 Roads</b>	<b>Original Appropriation</b>	<b>Allotted To Date</b>	<b>Expenditure Prior Years</b>	<b>Expenditure Current Year</b>	<b>Amount Lapsed</b>	<b>Encumbrance</b>	<b>Allotment Balance</b>
HY23-302-330C84: Lapse 12/31/23 CBS-1023	6,730,000.00	6,730,000.00		771,856.12		4,198,340.53	1,759,803.35
GO23-377-330C89: Lapse 12/31/23 CBS-1023	5,050,000.00	1,540,429.23		264,043.73		1,276,385.50	
CW TRAFFIC CALMING PROGRAM							
HY20-302-301C84: Lapse 12/31/20 CBS-1035	500,000.00	500,000.00	199,645.02		295,354.98	5,000.00	
KEA ST PAVEMENT RECONSTRUCTION							
DOT19-325-390710: #STP-STP-0900(0 93)	1,848,134.52	1,848,134.52	1,569,563.95				278,570.57
OLD HALEAKALA HWY TRAFFICE SIG							
DOT20-325-300825: #STP-STP-0357(0 CBS-2771	510,256.00	577,317.71	83,557.41	195,243.26		218,722.67	79,794.37
KAUPAKALUA RD PVMNT RECON PH-2							
DOT19-325-390720: #STP-STP-0365(0 11)	5,850,521.72	4,642,153.77	3,996,952.65				645,201.12
CW FEDERAL AID PROGRAM							
GO21-375-390C89: Lapse 12/31/19 CBS#5022	1,350,354.38	1,346,459.27	1,089,068.66	715.25	256,675.36		
GO21-375-310C88: Lapse 12/31/21 CBS-5022	5,477,038.42	5,477,038.42	3,029,137.49	842,729.20		1,605,171.73	
GO22-376-315C88: Lapse 12/31/21 CBS-5022	5,414,596.83	4,129,633.44	644,395.77	1,276,455.32		2,208,782.35	
HY22-302-320C64: Lapse 12/31/22 CBS-5022	400,000.00	400,000.00	58,149.00	233,932.00		107,919.00	
GO22-376-320C67: Lapse 12/31/22 CBS-5022	2,526,662.23	2,526,662.23	143,709.28	1,277,558.26		1,105,394.69	
GO23-377-326C67: Lapse 12/31/22 CBS-5022	5,652,337.77	2,334,092.77		563,652.19		1,770,440.58	
HY23-302-330C83: Lapse 12/31/23 CBS-5022	5,038,000.00	5,038,000.00		271,440.77		1,884,262.49	2,882,296.74
GO23-377-330C90: Lapse 12/31/23 CBS-5022	3,919,000.00						
SAFE ROUTES TO SCH PRG							
SH18-323-389510: CBS-2772	225,000.00	92,955.73		92,955.73			
SH19-323-399510: CBS-2772	275,000.00	97,584.27	8,207.54	85,975.71			3,401.02
SH20-323-301510: CBS-2772	275,000.00	166,780.38		15,008.85			151,771.53
ASSESSMENT OF COM COASTAL RDS							
DOT20-325-300810: #STP-STP-0900(1 01)	560,000.00	527,268.00					527,268.00
KAHANA NUI BRIDGE REPLCMNT							
DOT20-325-300830: #STP-BR-3080(00 CBS-1040	4,345,007.00	4,354,007.00	1,342,998.89	570,790.62		2,305,293.80	134,923.69
C MAUI SUB-AREA TRANSPORT STUD							
DOT20-325-300835: #STP-SPR-0010(0 CBS-5538		466,400.00	101,749.87	298,250.13			66,400.00
IOLANI/LOHA/MAKANI RD PVMNT							
DOT21-325-310100: #STP-STP-0900(0 CBS-5511	10,500,000.00	10,725,898.22	4,502,649.23	2,304,619.73		3,411,088.31	507,540.95
SOH OLD HALEAKALA HWY SDWLK							
SH19-323-399515:		3,000,000.00				1,962,628.00	1,037,372.00
CW BRIDGE/DRAINAGE PROGRAM							
HY21-302-310C80: Lapse 12/31/21 CBS-6069	2,850,000.00	2,850,000.00	1,180,949.53	348,312.73	943,210.17	377,527.57	
	<b>127,317,488.42</b>	<b>117,391,394.51</b>	<b>53,100,415.13</b>	<b>12,758,540.60</b>	<b>4,127,885.33</b>	<b>38,875,360.15</b>	<b>8,529,193.30</b>
<b>TOTAL Roads</b>	<b>239,294,533.61</b>	<b>217,282,329.39</b>	<b>86,391,123.47</b>	<b>21,228,282.42</b>	<b>4,648,655.86</b>	<b>68,850,869.13</b>	<b>36,163,398.51</b>

**County of Maui**  
**Capital Improvement Projects Report (Excluding Department of Water Supply)**  
**As of 6/30/2023**

<b>13-908 Solid Waste Facilities</b>	<b>Original Appropriation</b>	<b>Allotted To Date</b>	<b>Expenditure Prior Years</b>	<b>Expenditure Current Year</b>	<b>Amount Lapsed</b>	<b>Encumbrance</b>	<b>Allotment Balance</b>
<b>Wailuku-Kahului Community Plan Area</b>							
CML SYS CONTROL & DATA ACQ SW19-305-390024: Lapse 12/31/19 CBS-3181	300,000.00	300,000.00	242,456.00		30,160.00	27,384.00	
CML PH VB EXT LEACHATE RECIRC GO21-375-301216: Lapse 12/31/20 CBS-5495	650,000.00	650,000.00	44,764.50	3,705.00		601,530.50	
CML GAS COLLECTION SYST RELIAB SW22-305-320016: Lapse 12/31/22 CBS-6639 GO23-377-330220: Lapse 12/31/23 CBS-6639	320,000.00 2,000,000.00	320,000.00	6,946.75	121,521.09	167.00	191,365.16	
CML COMPREHENSIVE ENV IMP STAT SW23-305-330016: Lapse 12/31/23 CBS-6640	500,000.00	500,000.00		25,205.09		9,218.69	465,576.22
CML OPERATIONS FACILITIES SW23-305-330018: Lapse 12/31/23 CBS-2721	250,000.00	250,000.00		83,571.00		164,079.00	2,350.00
CML STORMWATER MGMT SW22-305-320017: Lapse 12/31/22 CBS-5020	100,000.00	100,000.00		59,306.53	40,693.47		
CML LAND PURCHASE GO21-375-390246: Lapse 12/31/19 CBS-3567 GO21-375-301215: Lapse 12/31/20 CBS-3567 SW23-305-330017: Lapse 12/31/23 CBS-3567	248,552.09 2,000,000.00 150,000.00	248,552.09 1,994,910.00 150,000.00	5,502.50 1,755,412.50	24,431.10 22,677.00		218,618.49 216,820.50	150,000.00
CML PHASES IV&V FINAL CLOSURE GO21-375-310223: Lapse 12/31/21 CBS-1099	324,950.00	324,950.00	94,765.50			230,184.50	
CML ENTRANCE FAC TRAFFIC IMPR GO21-375-310227: Lapse 12/31/21 CBS-5502 GO22-376-320282: Lapse 12/31/22 CBS-5502	99,770.50 484,650.00	99,770.50 484,650.00	75,830.50	23,940.00 484,650.00			
CML PHASE IIIB LATERAL EXP GO22-376-320215: Lapse 12/31/22 CBS-6635 GO23-377-330222: Lapse 12/31/23 CBS-6635	250,000.00 13,500,000.00	250,000.00 2,088,939.00	121,412.00	127,123.50		1,464.50 2,088,939.00	
CML PH II/III INTERFC DEVT GO22-376-320214: Lapse 12/31/22 CBS-6634 GO23-377-330221: Lapse 12/31/23 CBS-6634	824,945.42 700,000.00	824,945.42 700,000.00	250,914.42	511,021.17 70,026.58	31,199.84	31,809.99 629,973.42	
	<b>22,702,868.01</b>	<b>9,286,717.01</b>	<b>2,598,004.67</b>	<b>1,557,178.06</b>	<b>102,220.31</b>	<b>4,411,387.75</b>	<b>617,926.22</b>
<b>West Maui Community Plan Area</b>							
OLOWALU LF SITE RESTORATION SW18-305-389717: Lapse 12/31/18 CBS-2725	950,000.00	950,000.00	855,508.03	47,469.20	40.72	46,982.05	
<b>Molokai Community Plan Area</b>							
KALAMAULA LF SITE RESTORATION SW18-305-389708: Lapse 12/31/18 CBS-2727	230,000.00	230,000.00	117,151.00		1,429.00	111,420.00	
MOLOKAI LF PHASE V EXP GO21-375-310218: Lapse 12/31/21 CBS-4606 GO22-376-315218: Lapse 12/31/21 CBS-4606	232,195.00 4,767,805.00	232,195.00 4,623,750.00	135,064.26 193,000.00	97,129.18 4,032,075.00		1.56 398,675.00	
	<b>5,230,000.00</b>	<b>5,085,945.00</b>	<b>445,215.26</b>	<b>4,129,204.18</b>	<b>1,429.00</b>	<b>510,096.56</b>	<b>0.00</b>

**County of Maui**  
**Capital Improvement Projects Report (Excluding Department of Water Supply)**  
**As of 6/30/2023**

<b>13-908 Solid Waste Facilities</b>	<b>Original Appropriation</b>	<b>Alloted To Date</b>	<b>Expenditure Prior Years</b>	<b>Expenditure Current Year</b>	<b>Amount Lapsed</b>	<b>Encumbrance</b>	<b>Allotment Balance</b>
<b>Countywide</b>							
INTEGRATED SW MGT PLAN UPDTE							
SW20-305-301301: Lapse 12/31/20 CBS-3565	200,000.00	200,000.00	127,137.50	72,862.50			
ENVTL COMP SYS DSGN/CTNS							
SW20-305-301C00: Lapse 12/31/20 CBS-3182	500,000.00	500,000.00	224,691.45		135,831.73	139,476.82	
SW21-305-310C00: Lapse 12/31/21 CBS-3182	500,000.00	500,000.00	434,964.40	65,000.00	35.60		
SW22-305-320C00: Lapse 12/31/22 CBS-3182	250,000.00	250,000.00	29,862.83	219,451.43	681.17	4.57	
SW23-305-330C00: Lapse 12/31/23 CBS-3182	500,000.00	500,000.00		357,437.15		56,735.65	85,827.20
	<b>1,950,000.00</b>	<b>1,950,000.00</b>	<b>816,656.18</b>	<b>714,751.08</b>	<b>136,548.50</b>	<b>196,217.04</b>	<b>85,827.20</b>
<b>TOTAL Solid Waste Facilities</b>	<b>30,832,868.01</b>	<b>17,272,662.01</b>	<b>4,715,384.14</b>	<b>6,448,602.52</b>	<b>240,238.53</b>	<b>5,164,683.40</b>	<b>703,753.42</b>

**County of Maui**  
**Capital Improvement Projects Report (Excluding Department of Water Supply)**  
**As of 6/30/2023**

<b>13-909 Wastewater Facilities</b>	<b>Original Appropriation</b>	<b>Alloted To Date</b>	<b>Expenditure Prior Years</b>	<b>Expenditure Current Year</b>	<b>Amount Lapsed</b>	<b>Encumbrance</b>	<b>Allotment Balance</b>
<b>Paia-Haiku Community Plan Area</b>							
PAIA WW PUMP STATION MODIFICAT WM23-303-330014: Lapse 12/31/23 CBS-3207	150,000.00	150,000.00					150,000.00
KUAU NO.4 FM REPLACEMENT WM20-303-301312: Lapse 12/31/20 CBS-1184	540,000.00	540,000.00	270,728.24	79,557.10	189,714.66		
SPRECKLESVILLE FM REPLACEMENT GO21-375-310221: Lapse 12/31/21 CBS-4588	346,520.00	346,520.00	105,518.00	116,851.00		124,151.00	
GO22-376-315221: Lapse 12/31/21 CBS-4588	13,480.00	13,480.00				13,480.00	
GO23-377-330215: Lapse 12/31/23 CBS-4588	3,600,000.00	144,100.00				144,100.00	
KUAU NO.1 FM REPLACEMENT GO22-376-310219: Lapse 12/31/21 CBS-1955	500,000.00	500,000.00	343,500.00	156,500.00			
KUAU NO.2 FM REPLACEMENT GO22-376-310220: Lapse 12/31/21 CBS-1964	500,000.00	495,000.00	92,870.00	367,772.29	34,357.71		
	<b>5,650,000.00</b>	<b>2,189,100.00</b>	<b>812,616.24</b>	<b>720,680.39</b>	<b>224,072.37</b>	<b>281,731.00</b>	<b>150,000.00</b>
<b>Wailuku-Kahului Community Plan Area</b>							
WAI-KAH EPA COMP SEWER REHAB WM18-303-389715: Lapse 12/31/18 CBS-1131	1,000,000.00	1,000,000.00	630,152.87			369,847.13	
WM19-303-390025: Lapse 12/31/19 CBS-1131	2,000,000.00	2,000,000.00	318,273.19		90,992.50	1,590,734.31	
WM20-303-301324: Lapse 12/31/20 CBS-1131	4,000,000.00	4,000,000.00	101,730.00	47,660.00	3,728,800.00	121,810.00	
GO21-375-310229: Lapse 12/31/21 CBS-1131	137,800.00	137,800.00	59,128.00	9,090.00		69,582.00	
GO22-376-315229: Lapse 12/31/21 CBS-1131	1,862,200.00	701,947.17	569,340.21	132,606.96			
WM23-303-330028: Lapse 12/31/23 CBS-1131	1,000,000.00	1,000,000.00					1,000,000.00
UPPER WAIKO ROAD SEWER EXTENS WM23-303-330023: Lapse 12/31/23 CBS-3204	150,000.00	150,000.00				150,000.00	
WAIKO RD SUBDIV SEWER SYSTEM GO21-375-310230: Lapse 12/31/21 CBS-1158	500,000.00	500,000.00	69,454.31	111,792.14		318,753.55	
WAI-KAH RECYCLED WTR FM WM18-303-389716: Lapse 12/31/18 CBS-1171	500,000.00	500,000.00	192,834.15		43.00	307,122.85	
GO21-375-301223: Lapse 12/31/20 CBS-1171	500,000.00	494,640.00		18,631.07		476,008.93	
GO22-376-310231: Lapse 12/31/21 CBS-1171	750,000.00	750,000.00				750,000.00	
WAIHEHU KOU WW PUMP STATION MOD WM23-303-330024: Lapse 12/31/23 CBS-5526	200,000.00	200,000.00					200,000.00
C MAUI REGIONAL WWRF/WAIKAPU GO22-376-315228: Lapse 12/31/21 CBS-3206	1,953,689.88	1,953,680.00	182,945.56	384,248.82		1,386,485.62	
LOWER MAIN ST SEWER UPGRD GO21-375-301222: Lapse 12/31/20 CBS-5547	2,500,000.00	1,625,000.00	1,582,196.78	42,803.22			
WAIKAPU/WAILUKU DIV GRAV SEWER WM23-303-330025: Lapse 12/31/23 CBS-6084	1,000,000.00	1,000,000.00					1,000,000.00
WAIKAPU/WAILUKU DIV PS AND FM WM23-303-330026: Lapse 12/31/23 CBS-6083	1,000,000.00	1,000,000.00					1,000,000.00
WAI-KAH SOIL AQUIFER TRTMNT WM20-303-301326: Lapse 12/31/20 CBS-5033	1,350,000.00	1,350,000.00	76,426.59	6,861.52	350,000.00	916,711.89	

**County of Maui**  
**Capital Improvement Projects Report (Excluding Department of Water Supply)**  
**As of 6/30/2023**

<b>13-909 Wastewater Facilities</b>	<b>Original Appropriation</b>	<b>Alloted To Date</b>	<b>Expenditure Prior Years</b>	<b>Expenditure Current Year</b>	<b>Amount Lapsed</b>	<b>Encumbrance</b>	<b>Allotment Balance</b>
WAI-KAH RECYCLED WTR PS WM20-303-301327: Lapse 12/31/20 CBS-5034	600,000.00	600,000.00	8,409.57			591,590.43	
WAILUKU WW PUMP STATION MOD WM23-303-330027: Lapse 12/31/23 CBS-2323	500,000.00	500,000.00					500,000.00
WAI-KAH EPA COMPL SEWER REHAB WM22-303-320018: Lapse 12/31/22 CBS-1146	2,000,000.00	2,000,000.00		19,902.92	1,547,705.00	432,392.08	
WM22-303-320020: Lapse 12/31/22 CBS-1146	250,000.00	250,000.00		39,180.00	115,800.00	95,020.00	
	<b>23,753,689.88</b>	<b>21,713,067.17</b>	<b>3,790,891.23</b>	<b>812,776.65</b>	<b>5,833,340.50</b>	<b>7,576,058.79</b>	<b>3,700,000.00</b>
<b>Kihei-Makena Community Plan Area</b>							
KAIOLA PL SEWER EXPANSION WM22-303-320004: Lapse 12/31/22 CBS-5032	100,000.00	100,000.00		58,728.03		41,271.97	
KIHEI NO.6 FM REPLCMNT WM22-303-320005: Lapse 12/31/22 CBS-2729	650,000.00	650,000.00				650,000.00	
KIHEI WWPS NO.2 MODIFI/UPGRADE WM22-303-320007: Lapse 12/31/22 CBS-5519	200,000.00	200,000.00		17,873.31	90,197.00	91,929.69	
KIHEI WWPS #7 RELOCATION GO23-377-320208: Lapse 12/31/22 CBS-3570	800,000.00	799,977.00		53,462.20		746,514.80	
KIHEI NO.7 FM REPLACE WM19-303-390012: Lapse 12/31/19 CBS-2322	150,000.00	150,000.00	128,013.87	20,765.20	1,220.93		
SH/LN-341-310016: Lapse 12/31/21 CBS-2322	1,800,000.00	1,800,000.00	181,867.13	1,224,226.86		393,906.01	
SH/LN-341-320010: Lapse 12/31/22 CBS-2322	900,000.00	900,000.00			235,927.87	664,072.13	
KIHEI NO.4 FM REPLACEMENT GO21-375-310213: Lapse 12/31/21 CBS-3564	300,000.00	300,000.00				300,000.00	
KIHEI LAND APPLICATION SYSTEM GO22-376-310214: Lapse 12/31/21 CBS-5520	1,000,000.00	241,549.00		17,141.78		224,407.22	
WM23-303-330005: Lapse 12/31/23 CBS-5520	1,500,000.00	1,500,000.00					1,500,000.00
KIHEI NO.8 FM REPLACEMENT WM19-303-390013: Lapse 12/31/19 CBS-3197	200,000.00	200,000.00	196,907.71	2,305.54	786.75		
SH/LN-341-310017: Lapse 12/31/21 CBS-3197	2,400,000.00	2,400,000.00	690,959.19	1,434,040.81	275,000.00		
SH/LN-341-320011: Lapse 12/31/22 CBS-3197	1,000,000.00	1,000,000.00		522,941.92	477,058.08		
KIHEI-MAKENA SEWER EXP GO21-375-301224: Lapse 12/31/20 CBS-2321	848,778.74	435,757.80	349,459.01	8,360.97	31,249.80	46,688.02	
KIHEI WWRF GRIT SYS REPLACE SH/LN-341-390015: Lapse 12/31/19 CBS-5026	6,500,000.00	6,500,000.00	374,005.49		6,125,994.51		
GO23-377-330210: Lapse 12/31/23 CBS-5026	4,000,000.00	599,991.00				599,991.00	
KIHEI MAKENA SEWER EXPANSION GO22-376-310211: Lapse 12/31/21 CBS-6064	3,600,000.00	3,282,252.00		177,026.09	25,000.00	3,080,225.91	
KIHEI IN-PLANT/EFFLUENT PS UPG WM20-303-301306: Lapse 12/31/20 CBS-5029	750,000.00	750,000.00	603,838.81	29,382.31		116,778.88	
GO22-376-310210: Lapse 12/31/21 CBS-5029	1,500,000.00	1,500,000.00		739,594.04		760,405.96	
KIHEI NO.3 FM REPLCMNT WM20-303-301307: Lapse 12/31/20 CBS-3563	480,000.00	480,000.00	117,402.60	126,318.67	717.00	235,561.73	

**County of Maui**  
**Capital Improvement Projects Report (Excluding Department of Water Supply)**  
**As of 6/30/2023**

<b>13-909 Wastewater Facilities</b>	<b>Original Appropriation</b>	<b>Allotted To Date</b>	<b>Expenditure Prior Years</b>	<b>Expenditure Current Year</b>	<b>Amount Lapsed</b>	<b>Encumbrance</b>	<b>Allotment Balance</b>
GO23-377-330209: Lapse 12/31/23 CBS-3563 KIHEI WWPS NO.9 MODI/UPGRD	4,800,000.00						
GO23-377-320209: Lapse 12/31/22 CBS-5028 NORTH KIEHI MAUKA TRANS	2,300,000.00	2,300,000.00		175,974.88		2,124,025.12	
WM19-303-390010: Lapse 12/31/19 CBS-2321 NORTH KIHEI REUSE DIST EXP	1,500,000.00	1,500,000.00	313,113.18	464,047.55	3,356.00	719,483.27	
WM23-303-330008: Lapse 12/31/23 CBS-5521 MA'ALAEA REGIONAL WW SYSTEM	400,000.00	400,000.00					400,000.00
SH/LN-341-330011: Lapse 12/31/23 CBS-7264 KIHEI WW PUMP STATION NO 4	9,500,000.00	9,500,000.00					9,500,000.00
WM23-303-330006: Lapse 12/31/23 CBS-3199 KIHEI LABORATORY BUILDING REPL	200,000.00	200,000.00					200,000.00
WM23-303-330004: Lapse 12/31/23 CBS-7247 NORTH KIHEI R-1 LINE REPLACE	1,000,000.00	1,000,000.00					1,000,000.00
WM23-303-330007: Lapse 12/31/23 CBS-7246	1,900,000.00	1,900,000.00				1,900,000.00	
	<b>50,278,778.74</b>	<b>40,589,526.80</b>	<b>2,955,566.99</b>	<b>5,072,190.16</b>	<b>7,266,507.94</b>	<b>12,695,261.71</b>	<b>12,600,000.00</b>
<b>West Maui Community Plan Area</b>							
NAPILI #5&6 FM REPLACEMENTS							
WM15-303-356470: Lapse 12/31/15 CBS-1162 LAH WWRF RAS/DEWATER UPGRADE	300,000.00	300,000.00	269,342.07	3,050.15	27,607.78		
WM23-303-330032: Lapse 12/31/23 CBS-3575 NAPILI #4 FM REPLCMENT	700,000.00	700,000.00					700,000.00
WM17-303-378322: Lapse 12/31/17 CBS-1174 WM23-303-330034: Lapse 12/31/23 CBS-1174	200,000.00	200,000.00	157,650.23	33,114.15	9,235.62		
WM23-303-330034: Lapse 12/31/23 CBS-1174 NAPILI WWPS #1 MODIFICATIONS	500,000.00	500,000.00					41,455.71
GO22-376-320221: Lapse 12/31/22 CBS-1177 LAHAINA WWRF CONCRETE REHAB	550,000.00	550,000.00		214,194.08		335,805.92	
WM23-303-330030: Lapse 12/31/23 CBS-3572 NAPILI WWPS NO.3 MODI	500,000.00	500,000.00					500,000.00
WM20-303-301329: Lapse 12/31/20 CBS-1179 SH/LN-341-320025: Lapse 12/31/22 CBS-1179	400,000.00	400,000.00	239,473.37	160,526.63			
SH/LN-341-320025: Lapse 12/31/22 CBS-1179 WM23-303-330035: Lapse 12/31/23 CBS-1179	4,000,000.00	4,000,000.00				4,000,000.00	
WM23-303-330035: Lapse 12/31/23 CBS-1179 LAHAINA WWRF R-1 PROCESS EXP	230,000.00	230,000.00					230,000.00
GO23-377-320219: Lapse 12/31/22 CBS-3576 WM23-303-330031: Lapse 12/31/23 CBS-3576	10,500,000.00	10,500,000.00				10,500,000.00	
WM23-303-330031: Lapse 12/31/23 CBS-3576 KAANAPALI RESORT R-1 WATER DIS	3,100,000.00	3,100,000.00				3,100,000.00	
WM14-303-345374: Lapse 12/31/14 CBS-1952 NAPILI NO.2 FM REPLACEMENT	700,000.00	700,000.00	31,360.00	251,890.00		416,750.00	
GO21-375-310234: Lapse 12/31/21 CBS-1168 WEST MAUI RECYCLED WATER PROJ	149,988.00	149,988.00	25,096.90	6,969.64		117,921.46	
ARRA13-327-331183: C150054-23 WM14-303-345377: Lapse 12/31/14 CBS-1124	3,500,000.00	3,500,000.00	3,205,090.33		131,612.00		163,297.67
WM14-303-345377: Lapse 12/31/14 CBS-1124	50,000.00	50,000.00			325.00	49,675.00	

**County of Maui**  
**Capital Improvement Projects Report (Excluding Department of Water Supply)**  
**As of 6/30/2023**

<b>13-909 Wastewater Facilities</b>	<b>Original Appropriation</b>	<b>Alloted To Date</b>	<b>Expenditure Prior Years</b>	<b>Expenditure Current Year</b>	<b>Amount Lapsed</b>	<b>Encumbrance</b>	<b>Allotment Balance</b>
GO21-375-301228: Lapse 12/31/20 CBS-1124	1,500,000.00	1,434,522.00	762,522.72	319,774.15		352,225.13	
GO22-376-315232: Lapse 12/31/21 CBS-1124	9,377,540.00	4,575,148.01		69,015.79		4,506,132.22	
SH/LN-341-320026: Lapse 12/31/22 CBS-1124	7,000,000.00	7,000,000.00		1,701,772.69		5,298,227.31	
GO23-377-326222: Lapse 12/31/22 CBS-1124	5,965,458.45	5,965,458.45		225,728.51		5,739,729.94	
SH/LN-341-330038: Lapse 12/31/23 CBS-1124	5,000,000.00	5,000,000.00				91,210.00	4,908,790.00
<b>SHERATON WWPS MODIFICATIONS</b>							
SH/LN-341-378325: Lapse 12/31/17 CBS-1163	1,000,000.00		1,000,000.00	(1,000,000.00)			
GO21-375-310236: Lapse 12/31/21 CBS-1178	393,244.00	393,244.00	88,183.85	135,102.67		169,957.48	( )
GO23-377-330237: Lapse 12/31/23 CBS-1178	4,000,000.00						
<b>NAPILI WWPS #4 MODIFICATIONS</b>							
SH/LN-341-310038: Lapse 12/31/21 CBS-1180	4,600,000.00	4,600,000.00		2,006,906.84	333,600.00	2,259,493.16	
WM23-303-330036: Lapse 12/31/23 CBS-1180	370,000.00	370,000.00				370,000.00	
<b>NAPILI NO.1 FM REPLACEMENT</b>							
GO22-376-320220: Lapse 12/31/22 CBS-1167	291,915.00	291,915.00		174,866.00		117,049.00	
WM23-303-330033: Lapse 12/31/23 CBS-1167	400,000.00	400,000.00					400,000.00
<b>SOH HEMA - LAHAINA WWRF</b>							
20-322-301361: Lapse 12/31/20 CBS-5548	800,000.00	633,750.00	612,102.86	21,647.14			
WM22-303-320023: Lapse 12/31/22 CBS-5548	500,000.00	500,000.00		484,595.34	7,458.00	7,946.66	
<b>SHERATON WWPS</b>							
WM23-303-330178: Lapse 12/31/23 CBS-1163		1,000,000.00		1,000,000.00			
<b>W MAUI EPA COMPL SEWER REHAB</b>							
GO21-375-310233: Lapse 12/31/21 CBS-1146	123,468.42	123,468.42	64,723.59	41,515.36		17,229.47	
WM22-303-320024: Lapse 12/31/22 CBS-1146	2,000,000.00	2,000,000.00			122,066.00	1,877,934.00	
<b>HONOAPILANI HWY REC H2O INSTL</b>							
WM23-303-330029: Lapse 12/31/23 CBS-1968	800,000.00	800,000.00					800,000.00
	<b>69,501,613.87</b>	<b>60,467,493.88</b>	<b>6,455,545.92</b>	<b>6,309,213.43</b>	<b>631,904.40</b>	<b>39,327,286.75</b>	<b>7,743,543.38</b>
<b>Lanai Community Plan Area</b>							
<b>LANAI WWR RECLAMATION FAC PLAN</b>							
WM22-303-320012: Lapse 12/31/22 CBS-4591	150,000.00	150,000.00		18,475.42	124.00	131,400.58	
<b>LANAI WW TRMT POND RENOVATION</b>							
WM23-303-330013: Lapse 12/31/23 CBS-7250	2,000,000.00	2,000,000.00		29,852.25		262,033.75	1,708,114.00
	<b>2,150,000.00</b>	<b>2,150,000.00</b>	<b>0.00</b>	<b>48,327.67</b>	<b>124.00</b>	<b>393,434.33</b>	<b>1,708,114.00</b>
<b>Molokai Community Plan Area</b>							
<b>WWRF RENO DEWATERING TECHNO</b>							
GO21-375-310206: Lapse 12/31/21 CBS-1119	150,000.00	150,000.00	76,806.72	73,193.28			
<b>WWRF RENOVATIONS AERATION BSN</b>							
GO21-375-310208: Lapse 12/31/21 CBS-1119	507,939.00	507,939.00	250,817.79	220,740.15		36,381.06	
	<b>657,939.00</b>	<b>657,939.00</b>	<b>327,624.51</b>	<b>293,933.43</b>	<b>0.00</b>	<b>36,381.06</b>	<b>0.00</b>
<b>Countywide</b>							
<b>CW EPA DECREE COMPLIANCE PRJ</b>							
WM14-303-345378: Lapse 12/31/14 CBS-1132	750,000.00	750,000.00	680,005.00		40,500.00	29,495.00	

**County of Maui**  
**Capital Improvement Projects Report (Excluding Department of Water Supply)**  
**As of 6/30/2023**

<b>13-909 Wastewater Facilities</b>	<b>Original Appropriation</b>	<b>Allotted To Date</b>	<b>Expenditure Prior Years</b>	<b>Expenditure Current Year</b>	<b>Amount Lapsed</b>	<b>Encumbrance</b>	<b>Allotment Balance</b>
WM15-303-356C73: Lapse 12/31/15 CBS-1132	1,080,000.00	1,080,000.00	908,646.19		171,353.81		
WM20-303-301C04: Lapse 12/31/20 CBS-1132	500,000.00	500,000.00	85,246.70	46,813.00	3,279.00	364,661.30	
WM21-303-310C03: Lapse 12/31/21 CBS-1132	500,000.00	500,000.00	51,405.44		370,090.33	78,504.23	
WM22-303-320C03: Lapse 12/31/22 CBS-1132	500,000.00	500,000.00		26,131.21	71,654.91	402,213.88	
WM23-303-330C03: Lapse 12/31/23 CBS-1132	1,500,000.00	1,500,000.00				373,578.00	1,126,422.00
CW WWRF CHLORINATN SYS UPGRD							
SH/LN-341-378C07: Lapse 12/31/17 CBS-2734	2,000,000.00	1,202,445.14	797,554.86	(797,554.86)	1,202,445.14		
CW EPA COMPLIANCE WWRF							
WM21-303-310C01: Lapse 12/31/21 CBS-1119	1,000,000.00	1,000,000.00	378,972.00			621,028.00	( )
WM22-303-320C01: Lapse 12/31/22 CBS-1119	4,000,000.00	4,000,000.00	186,256.37	878,117.80	843.82	2,934,782.01	
WM23-303-330C01: Lapse 12/31/23 CBS-1119	4,000,000.00	4,000,000.00		41,783.21		36,164.99	3,922,051.80
KIHEI WWRF CENTRAL LAB TRAILER							
GO22-376-310205: Lapse 12/31/21 CBS-1119	1,000,000.00	199,474.00	109,771.44	65,465.26		24,237.30	
CW WW SYSTEM MODIFICATIONS							
WM15-303-356C75: Lapse 12/31/15 CBS-1128	1,000,000.00	1,000,000.00	990,695.62		9,304.38		
WM16-303-367C65: Lapse 12/31/16 CBS-1128	500,000.00	500,000.00	480,964.69		19,035.31		
WM17-303-378C06: Lapse 12/31/17 CBS-1128	500,000.00	500,000.00	436,489.96		63,510.04		
WM18-303-389C03: Lapse 12/31/18 CBS-1128	1,000,000.00	1,000,000.00	987,258.64		11,791.26	950.10	
WM20-303-301C03: Lapse 12/31/20 CBS-1128	1,000,000.00	1,000,000.00	462,016.24	121,748.59	199,642.46	216,592.71	
WM21-303-310C02: Lapse 12/31/21 CBS-1128	1,000,000.00	1,000,000.00	835,216.01	36,830.90	66,384.09	61,569.00	
WM22-303-320C02: Lapse 12/31/22 CBS-1128	1,000,000.00	1,000,000.00	789,960.90	134,957.82	292.33	74,788.95	
WM23-303-330C02: Lapse 12/31/23 CBS-1128	1,500,000.00	1,500,000.00		680,956.28		413,870.24	405,173.48
CW WW RTU UPGRADES							
WM21-303-310C04: Lapse 12/31/21 CBS-5040	1,600,000.00	1,600,000.00	710,620.00	852,905.85	80.00	36,394.15	
CW EPA COMPLIANCE WWRF							
WM20-303-301C02: Lapse 12/31/20 CBS-3182	1,500,000.00	1,500,000.00	1,190,542.76	114,318.50	195,138.74		
WWRF Chlorination System Up							
WM23-303-330177: Lapse 12/31/23 CBS-2734		797,554.86		797,554.86			
	<b>27,430,000.00</b>	<b>26,629,474.00</b>	<b>10,081,622.82</b>	<b>3,000,028.42</b>	<b>2,425,345.62</b>	<b>5,668,829.86</b>	<b>5,453,647.28</b>
<b>TOTAL Wastewater Facilities</b>	<b>179,422,021.49</b>	<b>154,396,600.85</b>	<b>24,423,867.71</b>	<b>16,257,150.15</b>	<b>16,381,294.83</b>	<b>65,978,983.50</b>	<b>31,355,304.66</b>

County of Maui  
**Capital Improvement Projects Report (Excluding Department of Water Supply)**  
 As of 6/30/2023

<u>13-909 Wastewater Facilities</u>	Original Appropriation	Alloted To Date	Expenditure Prior Years	Expenditure Current Year	Amount Lapsed	Encumbrance	Allotment Balance
<b>TOTAL CAPITAL PROJECTS FUND</b>	796,238,062.93	659,035,597.26	187,045,664.83	93,710,100.99	30,306,289.18	246,789,071.02	101,184,471.24

**Countywide Capital Improvement Projects as of June 30, 2023**

Project Number	Index Code	Project Title	Appropriation	Actual Expenditure	Encumbrance	Contract Number	Description
CBS-3182	330000	CW Envntal Comp Sys Dsgn/Ctns	\$ 500,000.00				
	330101	CW Envntal Comp Sys CM LF Gas U		\$ 159,550.14	\$ 16,195.87	●C7703 ●PO430613	Prep & Implementation of RFP for Landfill Gas Utilization
	330105	CW ENV Compl CML Entrance Facility Impr		\$ 197,887.01	\$ 40,539.78	●C7543	CML Entrance Facility Impr
	<b>Total</b>		<b>\$ 500,000.00</b>	<b>\$ 357,437.15</b>	<b>\$ 56,735.65</b>		
CBS-1119	330001	CW EPA Compliance WWRF	\$ 4,000,000.00				
	330104	CW Env Comp RTU Lahaina Sys Integrated		\$ 34,380.01	\$ 36,164.99	●C7481	System Integrated Work for Lah WWRF
	330175	CW Env Comp Elec Lah WWRF RTU		\$ 7,403.20		●C7480	Electrical Work for Lahaina WWRF RTU
	<b>Total</b>		<b>\$ 4,000,000.00</b>	<b>\$ 41,783.21</b>	<b>\$ 36,164.99</b>		
CBS-1128	330002	CW WW System Modifications	\$ 1,500,000.00				
	330102	CW WW System Mod Napili 5&6 FM		\$ 171,436.66		●C6414	Napili Wastewater Pump Station#5 & 6 Modifications and Force Main Replacements
	330106	CW WW Sys Mod Spreckelsville			\$ 5,535.00	●C7397	Spreckelsville Force Main Replacement
	330108	CW WW Sys Mod Kuau WWPS 1 FM R		\$ 73,410.25		●C7535	Kuau No. 1 Force Main Replacement
	330114	CW WW SYS Mod Lahaina WWRF R1 PRO		\$ 290,317.84	\$ 194,152.16	●C7070	Lahaina WWRF R-1 Process Expansion
	330116	CW WW SYS Mod Kihei I 7 FM Replace		\$ 32,176.69	\$ 25,535.16	●C6741	Kihei No.7 Force Main Replacement
	330121	CW WW SYS Mod Helene Hall Sept			\$ 19,140.00	●C6794	Helene Hall Septic System Impr
	330127	CW WW SYS Mod Kihei 8 FM Replace		\$ 35,374.01		●C6742/C7490	Kihei No.8 Force Main Replacement
	330140	CW WW SYS Mod N Kihei Mauka Trans Sys			\$ 37,087.00	●C6901	North Kihei Mauka Transmission System
	330157	CW WW Sys Kihei/Lah WW UV Disin			\$ 132,420.92	●430611	Kihei/Lahaina WW UV Disinfect System
	330188	CW WW Wmaui Recycled Water Exp		\$ 78,240.83		●RPGN719X	HECO- West Maui Recycled Water Expansion Phase 3
	<b>Total</b>		<b>\$ 1,500,000.00</b>	<b>\$ 680,956.28</b>	<b>\$ 413,870.24</b>		
CBS-1132	330003	CW EPA Compliance Prj	\$ 1,500,000.00				
	330168	CW EPA Comp Waiko Rd Subd Sewer			\$ 219,917.00	●C7327	Waiko Rd Subdivision Sewer System
	330169	CW EPA Comp Upper Waiko Rd Subd Sewer			\$ 153,661.00	●C7907	Upper Waiko Rd Subdivision Sewer System
	<b>Total</b>		<b>\$ 1,500,000.00</b>	<b>\$ -</b>	<b>\$ 373,578.00</b>		
CBS-1003	330043	CW Fire Facilities	\$ 775,000.00				
	330115	CW Fire Fac Makawao Fire STN B		\$ 2,000.00	\$ 109,900.00	●PO425633/C7978	DCAB Plan Review Free
	330124	CW Fire Fac Kihei Station App Concrete		\$ 25,989.67		●426492	Install Concrete Slab for Apparatus Parking
	330126	CW Fire Fac Hana/Lanai Station Paint		\$ 28,904.00		●C7758	Interior and Exterior Painting
	330158	CW Fire Fac Wailea Fire Stn Fuel Tank			\$ 135,000.00	●C7881	Wailea Fire Stn Fuel Tank Replacement
	<b>Total</b>		<b>\$ 775,000.00</b>	<b>\$ 56,893.67</b>	<b>\$ 244,900.00</b>		
CBS-3232	330049	CW Park Playground Improvement	\$ 450,000.00				
	<b>Total</b>		<b>\$ 450,000.00</b>	<b>\$ -</b>	<b>\$ -</b>		
CBS-1117	330050	CW Parks ADA Improvements	\$ 500,000.00				
	330128	CW Parks ADA Haiku Park RR Building			\$ 291,372.77	●C6958/C7791	Haiku Park Restroom Building
	330142	CW Parks Imp West Parks PH 2			\$ 3,000.00	●C6001	Parking Improvements West Parks, PH 2
	330147	CW Parks ADA DT Fleming Beach Park		\$ 24,847.18	\$ 39,788.56	●C6944	DT Fleming Beach Park Parking Improvements
	330167	CW Parks ADA District Maint Op			\$ 50,002.77	●C7264	District Maintenance Operations Building

**Countywide Capital Improvement Projects as of June 30, 2023**

Project Number	Index Code	Project Title	Appropriation	Actual Expenditure	Encumbrance	Contract Number	Description
	330173	CW Parks ADA Paia Comm Ctr			\$ 22,395.69	●PO431852	Paia Community Center ADA Ramp
	330186	CW Parks ADA Iron Maehara Std		\$ 1,652.00		●RPGN711Y	Iron Maehara Stadium ADA Ramps
	<b>Total</b>		<b>\$ 500,000.00</b>	<b>\$ 26,499.18</b>	<b>\$ 406,559.79</b>		
CBS-4581	330051	CW Parks Facilities	\$ 846,000.00				
	330125	CW Parks Fac District Maint Operations		\$ 6,060.22	\$ 71,214.03	●C7264/PO429937	District Maintenance Operations Building
	330129	CW Parks Fac Haiku Park Restroom Bldg			\$ 152,469.43	●C7791	Haiku Park Restroom Building
	330133	CW Parks Fac Paia Gym Improvements			\$ 9,455.00	●C7804	Paia Gym Improvements Construction
	330141	CW Parks Fac War Mem Gym Bldg		\$ 20,000.00	\$ 29,212.50	●RPGN201B/C6562	Hawaiian Electric - War Memorial Gym
	330143	CW Parks Fac Park Improv W Parks			\$ 14,460.00	●C6001	Parking Improvements West Parks, Phase 2
	330144	CW Parks Fac Kepaniwai Heritage		\$ 28,218.00	\$ 30,525.69	●C5997/C7748	Kepaniwai Heritage Gardens Improvements Phase 2
	330146	CW Parks Fac Dt Fleming Beach Park			\$ 23,614.99	●C6944	DT Fleming Beach Park Parking Improvements
	330149	CW Parks Fac Iron Maehara Stadium			\$ 168,076.20	●C6393/C7522	Iron Maehara Stadium Improvements
	330152	CW Parks Fac Hannibal Tavares			\$ 4,008.00	●429780	Hannibal Tavares Roof Vent Repair
	330161	CW Parks Fac Velma Santos Ctr		\$ 2,190.41	\$ 31,388.81	●RPTN627A/C7409	Velma Santo Center Improvements
	330185	CW Parks Fac Honokowai Bch Prk			\$ 18,800.00	●C7715	Honokowai Beach Park Playground
	<b>Total</b>		<b>\$ 846,000.00</b>	<b>\$ 56,468.63</b>	<b>\$ 553,224.65</b>		
CBS-3232	330052	CW Park Playground Improvement	\$ 650,000.00				
	<b>Total</b>		<b>\$ 650,000.00</b>	<b>\$ -</b>	<b>\$ -</b>		
CBS-1010	330074	CW Police Facilities	\$ 2,410,000.00				
	330107	Wailuku Police Station Improvements		\$ 23,019.00		●C7242	Wailuku Station Parking Lot Repairs
	<b>Total</b>		<b>\$ 2,410,000.00</b>	<b>\$ 23,019.00</b>	<b>\$ -</b>		
CBS-6070	330076	CW Facility Maintenance Program	\$ 1,850,000.00				
	330145	CW Facility Maint Children's Justice			\$ 11,606.00	●C7735	Children's Justice Center of Maui Improvements
	330150	CW Facility Maint Lanai Baseyard		\$ 3,042.50	\$ -	●RPGN316A	DCCAB Revie fee for Lanai Baseyard Improvements
	330156	CW Facility Maint Hana Civic Cesspool			\$ 18,250.00	●C7737	Hana Civic Center Large Cesspool
	330159	CW Facility Maint Courthouse Basement			\$ 12,411.14	●C7606	County Courthouse Basement Renovation
	330165	CW Facility Maint KOM Façade			\$ 242,573.00	●C7524	Kalana O Maui Façade Repair Project
	330174	CW Facility Maint Paia Muni Parking			\$ 65,490.63	●431877	Paia Municipal Parking Lot Project
	330192	CW Facility Maint KOM Condenser Pipe		\$ 22,280.00		●C7533	Kalana O Maui Condenser Pipe Replacement
	<b>Total</b>		<b>\$ 1,850,000.00</b>	<b>\$ 25,322.50</b>	<b>\$ 350,330.77</b>		
CBS-7232	330077	DPW Highways CW Baseyard Faci	\$ 500,000.00				
	330155	DPW Highways CW Baseyard Faci MP			\$ 500,000.00	●C7853	Highways Div CW Baseyard Facilities Maset Plan
	<b>Total</b>		<b>\$ 500,000.00</b>	<b>\$ -</b>	<b>\$ 500,000.00</b>		
CBS-6070	330278	CW Facility Maintenance Program	\$ 850,000.00				
	<b>Total</b>		<b>\$ 850,000.00</b>	<b>\$ -</b>	<b>\$ -</b>		
CBS-7232	330279	DPW Highways CW Baseyard Facil	\$ 1,150,000.00				
	330204	DPW Hys CW -Lanai Baseyard Improv			\$ 384,330.00	●C7832	Lanai Baseyard Improvements

**Countywide Capital Improvement Projects as of June 30, 2023**

Project Number	Index Code	Project Title	Appropriation	Actual Expenditure	Encumbrance	Contract Number	Description
	330212	CW Baseyard Fac-Makawao Security			\$ 299,652.63	●C7790/PO431851	Makawao Baseyard Security Upgrades
<b>Total</b>			<b>\$ 1,150,000.00</b>	<b>\$ -</b>	<b>\$ 683,982.63</b>		
CBS-6069	330080	CW Bridge/Drainage Program	\$ 3,550,000.00				
	330103	CW Bridge/Drainage Catchall		\$ 63,324.12	\$ 286,675.88	●C7717	Bridge Inspection & Eval to Various Bridges
	330112	CW Bridge/Drainage Review Fees		\$ 173.83		●RFP	SOH DOT Engineering Services
	330122	CW Bridge/Drain Mahalawa Temp		\$ 48,676.62		●C7163	Mahalawa Temporary Bridge
	330131	CW Bridge/Drain Waikakoi Bridge		\$ 96,650.78		●PO417125	Emergency Repair of Waikakoi Bridge
	330132	CW Bridge/Kihei Drainage Mastr		\$ 40,600.00		●C3360	Kihei Drainage Master Plan
	330160	CW Bridge/Pauwela Bidge Replace		\$ 47,972.80	\$ 95,171.20	●C7878	Plan/Design Pauwela Bridge Replacement
	330164	CW Bridge/Pukalani Terrace Sub			\$ 211,956.00	●C7895	Pukalani Terrace Subdivision Pavement Recon
	330166	CW Bridge/Kealakapu Rd			\$ 10,487.06	●PO410861	Kealakapu Rd Emergency Repair
	330179	CW Bridge/Kalepa Rockfall Net			\$ 235,480.00	●C7963	Kalepa Rockfall Netting Replacement CMS
<b>Total</b>			<b>\$ 3,550,000.00</b>	<b>\$ 297,398.15</b>	<b>\$ 839,770.14</b>		
CBS-6069	330281	CW Bridge/Drainage Program	\$ 6,500,000.00				
	330208	CW Bridge/Drain Iao Bridge			\$ 6,796.75	●C7680	Iao Bridge Lead Paint Abatement
	330213	CW Bridge/Drain Alaalaua/Puuhaoo			\$ 37,505.00	●C7620	Alaalaua and Puuhaoa Bridge Repairs
<b>Total</b>			<b>\$ 6,500,000.00</b>	<b>\$ -</b>	<b>\$ 44,301.75</b>		
CBS-6633	330282	CW Drainline Replacement Progr	\$ 3,500,000.00				
<b>Total</b>			<b>\$ 3,500,000.00</b>	<b>\$ -</b>	<b>\$ -</b>		
CBS-5022	330083	CW Federal Aid Program	\$ 5,038,000.00				
	330130	CW Fed Aid Mill St Pavement Rec		\$ 3,737.72	\$ 103,673.89	●C6577/C7479	Mill St Pavement Recon
	330134	CW Fed Aid Lahainaluna Road		\$ 156,626.40	\$ 46,484.60	●C7722/C6577/PO42650	Lahainaluna Road Pavement Rehab
	330148	CW Fed Aid Kamehameha/Wakea Ave			\$ 956,980.65	●C7869/C7934	Kamehameha & Wakea Ave Intersection Improvements
	330163	CW Fed Aid CM Traffic Signal Upgrade			\$ 392,700.00	●C6420	Central Maui Traffic Signal Upgrades
	330170	CW Fed Aid Onehee Ave Rdwy Imp		\$ 99,079.57	\$ 8,620.43	●C7511	Onehee Ave Roadway Impr
	330176	CW Fed Aid Iolani/Loha/Liholani/Makani		\$ 11,997.08	\$ 87,002.92	●C6846	Iolani/Loha/Liholani/Makani Road Reconstr
	330180	CW Fed Aid Papalaua Traffic Signal			\$ 288,800.00	●C7933	Papalaua Traffic Signal Impr at Wainee St
<b>Total</b>			<b>\$ 5,038,000.00</b>	<b>\$ 271,440.77</b>	<b>\$ 1,884,262.49</b>		
CBS-1023	330084	CW Rd Resurf/Pvmnt Presrvtn	\$ 6,730,000.00				
	330100	CW Rd Resurf/Pvmnt Catchall		\$ 693,919.22	\$ 949,732.67	●PO424056/C6277/C7205/C7563/C7745/C7814/C7824/C7825/C7826/429948/432151	Tack Oil, Gallon Tote, Freight/Construction Management Support Services/Geotechnical Exploratory Service/Asphalt/Maui County Pavement Assessment/Slurry Seal Materials
	330109	CW Rd Resurf/Pvmt Review Fees		\$ 10,740.04		●Various RFPs/CC	SOH DOT Engineering Services
	330118	CW Rd Resurf Lanai District Re		\$ 189.58	\$ 498,900.00	●PO425889/C7569/C7770	Full Scale Plans/Lanai District Resurfacing
	330137	CW Rd Resurf Upcountry Paia/Haiku		\$ 462.25	\$ 349,615.01	●C7807/PO427537	Upcountry and Paia-Haiku District Resurfacing
	330138	CW Rd Resurf Lanai District Re		\$ 10,702.05		●C6614	Lanai District Resurfacing

**Countywide Capital Improvement Projects as of June 30, 2023**

Project Number	Index Code	Project Title	Appropriation	Actual Expenditure	Encumbrance	Contract Number	Description
	330153	CW Rd Iao Valley Slope		\$ 25,874.83		●PO430132	Iao Valley Road Slope
	330162	CW Rd Alelele Emerg Scope Scaling		\$ 29,968.15	\$ 2,388,113.85	●PO431175/PO431319/PO431337/PO432001	Alelele Emergency Scope Scaling
	330182	CW Rd Kalepa Rockfall Repairs			\$ 11,979.00	●C6896	Kalepa Rockfall Repairs
	<b>Total</b>		<b>\$ 6,730,000.00</b>	<b>\$ 771,856.12</b>	<b>\$ 4,198,340.53</b>		
CBS-6067	330085	CW Traffic/Safety Program	\$ 1,450,000.00				
	330086	CW Trf/Sfty - Mak-Pai-Hai CC DT	\$ 77,333.00				
	330087	CW Trf/Sfty - West Maui CC DT	\$ 77,334.00				
	330088	CW Trf/Sfty - Wailuku/Waihee DT	\$ 77,333.00				
	330110	CW Trf/Sfty - Catchall		\$ 9,864.50	\$ 691,572.66	●C7468/C7929/PO431171	Kepaniwai Heritage Gardens Hawaiian Hale
	330111	CW Trf/Sfty - Review Fees		\$ 28,608.58		●RFP	SOH DOT Engineering Service
	330117	CW Trf/Sfty - Eha & Waena St In		\$ 269.75	\$ 409,191.37	●PO425890/C7773	Full Scale Plans/Eha & Waena St Intersection Improvements
	330119	CW Trf/Sfty - Liloa Drive Extension		\$ 100,000.00		●RPGNO31B	HECO Initial Deposit
	330120	CW Trf/Sfty - Old Haleakala Hwy		\$ 24,876.97	\$ 50,000.00	●RPGN103B/C7134	HECO Balance/Old Haleakala Highway Sidewalk Impr
	330136	CW Trf/Sfty - N Shore Greenway F			\$ 36,766.46	●C7754	North Shore Greenway Fencing Impr
	330154	CW Trf/Sfty - South Maui Traffic			\$ 25,200.00	●C7527	South Maui Traffic Signal Modernization
	330171	CW Trf/Sfty - Old Haleakala Traffic		\$ 33,555.15	\$ 16,844.85	●C7257	Old Haleakala Hwy Traffic Signal at Pukalani St.
	<b>Total</b>		<b>\$ 1,682,000.00</b>	<b>\$ 197,174.95</b>	<b>\$ 1,229,575.34</b>		
CBS-1023	330289	CW Rd Resurf/Pvmnt Presrvtn	\$ 5,050,000.00				
	330205	CW Rd Resurf/Millyard Subd Pav		\$ 436.62	\$ 20,325.00	●PO423740/C7526	Multiple Fleet Rotors, Disc Pans/Millyard Subdivision Pavement Reconstruction
	330206	CW RD RESURF/Pukalani Terrace		\$ 186,098.33	\$ 1,049,368.58	●C7582/C7805/PO427341/C7895	Pukalani Terrace Subd Pavement Recon/Full Scale Plans
	330207	CW RD RESURF/Piilani Highway		\$ 77,508.78	\$ 206,691.92	●C7802	Piilani Hwy Pavement Reconstruction
	<b>Total</b>		<b>\$ 5,050,000.00</b>	<b>\$ 264,043.73</b>	<b>\$ 1,276,385.50</b>		
	<b>Grand Total</b>		<b>\$ 49,531,000.00</b>	<b>\$ 3,070,293.34</b>	<b>\$ 13,091,982.47</b>		

**COUNTY OF MAUI**  
**CAPITAL IMPROVEMENT PROJECTS REPORT**

AS OF JUNE 30, 2024

AAYY-NNN-XXXXXX

AA - Source of Funding (see descriptions below)

YY - Project Year (Budgeted Year)

NNN - FE Sub-fund

XXXXXX – Index Code (Appropriation #)

AA-Source of Funding Descriptions:

GF -	General Fund
GF/LN -	General Fund Loan
HY -	Highway Fund
BY -	Bikeway Fund
LC-	Liquor Control Fund
WM -	Wastewater Fund
SW -	Solid Waste Fund
GOLF -	Golf Fund
PA -	Parks Assessment Fund
SA -	Sewer Assessment Fund
GO -	Bond Issued
GOLAPS -	Lapsed Bond
FF -	Federal Funds
SH -	State Funds
ARRA -	ARRA Federal Funds
SH/LN -	State Revolving Fund
USDA -	USDA Loan
DOT -	State Dept of Transportation
PV -	Private Funds

**County of Maui**  
**Capital Improvement Projects Report (Excluding Department of Water Supply)**  
**As of 6/30/2024**

<b>13-901 DRAINAGE</b>	<b>Original Appropriation</b>	<b>Alloted To Date</b>	<b>Expenditure Prior Years</b>	<b>Expenditure Current Year</b>	<b>Amount Lapsed</b>	<b>Encumbrance</b>	<b>Allotment Balance</b>
<b>Hana Community Plan Area</b>							
MAHALAWA BRIGDE REPLCMNT							
GO21-375-301250: Lapse 12/31/20 CBS-1891	1,199,506.21	1,123,126.06	1,105,765.47			17,360.59	
WAIOPAI BRIDGE REPAIRS							
GO20-374-389282: Lapse 12/31/18 CBS-4598	339,113.64	293,200.00	291,191.74			2,008.26	
WAIKAKOI BRIDGE REPLACEMENT							
GO21-375-301290: Lapse 12/31/20 CBS-5043	850,000.00	850,000.00	342,948.55	105,981.13		401,070.32	
	<b>2,388,619.85</b>	<b>2,266,326.06</b>	<b>1,739,905.76</b>	<b>105,981.13</b>	<b>0.00</b>	<b>420,439.17</b>	<b>0.00</b>
<b>Wailuku-Kahului Community Plan Area</b>							
WAILUKU HTS DRAINLN/OUTLET RPR							
GO21-375-301247: Lapse 12/31/20 CBS-5508	1,000,000.00	606,378.94	30,570.54			575,808.40	
CERTIFICATION OF LEVEES NO.27							
GO21-375-301246: Lapse 12/31/20 CBS-5507	380,000.00	377,435.00	262,725.85	5,073.81		109,635.34	
IAO STREAM BANK STABL @ MY							
GO21-375-390283: Lapse 12/31/19 CBS-5050	341,768.00	341,768.00	221,268.35	26,345.85		94,153.80	
CENTRAL MAUI DRAINAGE REPAIRS							
GO18-373-389261: Lapse 12/31/18 CBS-3189	536,716.33	536,716.33	450,824.05		77,492.28	8,400.00	
GO22-376-315291: Lapse 12/31/21 CBS-3189	1,198,103.57	1,097,025.62	882,641.00		9,525.77	204,858.85	
IAO STREAM FLOOD CTRL							
GO23-377-330293: Lapse 12/31/23 CBS-1070	7,700,000.00	5,502,377.33	19,155.14	132,176.19		5,351,046.00	
	<b>11,156,587.90</b>	<b>8,461,701.22</b>	<b>1,867,184.93</b>	<b>163,595.85</b>	<b>87,018.05</b>	<b>6,343,902.39</b>	<b>0.00</b>
<b>West Maui Community Plan Area</b>							
LAHAINA WATERSHED FLOOD CTRL							
GO14-371-321213: Lapse 12/31/12 CBS-1026	2,563,498.08	361,349.00	263,571.25			97,777.75	()
GO18-373-356216: Lapse 12/31/15 ORD#4095	997,900.00	216,315.36			211,164.36	5,151.00	
FF22-321-322500: NR21 5100 CBS-1026	1,229,230.00	1,229,230.00	263,399.83	25,329.42		940,500.75	
	<b>4,790,628.08</b>	<b>1,806,894.36</b>	<b>526,971.08</b>	<b>25,329.42</b>	<b>211,164.36</b>	<b>1,043,429.50</b>	<b>(0.00)</b>
<b>Countywide</b>							
CW DRAINAGE IMPROVEMENTS							
GO21-375-393C90: Lapse 12/31/19 CBS#1027	347,109.00	112,265.99	51,366.02		24,840.09	36,059.88	()
GO21-375-303C78: Lapse 12/31/20 CBS-1027	2,149,555.19	2,131,284.48	1,690,988.27	72,532.50	60,056.21	307,707.50	
CW DRAINLINE REPLACEMENT PROGR							
GO22-376-320C63: Lapse 12/31/22 CBS-6633	2,994,785.82	2,994,785.82	425,218.00	1,590,404.61	958,934.50	20,228.71	
GO23-377-326C63: Lapse 12/31/22 CBS-6633	705,214.18	460,242.98	154.12			460,088.86	
GO23-377-330C82: Lapse 12/31/23 CBS-6633	3,500,000.00	3,500,000.00		127,312.00		3,372,688.00	
GO23-377-340C80: Lapse 12/31/24 CBS-6633	5,000,000.00	753,227.00		370,012.66		383,214.34	
CW BRIDGE/DRAINAGE PROGRAM							
HY22-302-320C60: Lapse 12/31/22 CBS-6069	2,700,000.00	2,700,000.00	1,792,319.16	50,790.00	14,728.21	842,162.63	
GO22-376-320C62: Lapse 12/31/22 CBS-6069	221,570.00	221,570.00	189,507.08	19,897.12		12,165.80	
GO23-377-326C62: Lapse 12/31/22 CBS-6069	978,430.00	634,698.72	329,488.88	89,277.21		215,932.63	

County of Maui  
 Capital Improvement Projects Report (Excluding Department of Water Supply)  
 As of 6/30/2024

<b>13-901 Drainage</b>	<b>Original Appropriation</b>	<b>Alloted To Date</b>	<b>Expenditure Prior Years</b>	<b>Expenditure Current Year</b>	<b>Amount Lapsed</b>	<b>Encumbrance</b>	<b>Allotment Balance</b>
GF23-301-330C80: Lapse 12/31/23 CBS-6069	3,550,000.00	3,550,000.00	297,398.15	1,367,172.24	348,654.56	1,536,775.05	
GO23-377-330C81: Lapse 12/31/23 CBS-6069	6,500,000.00	2,109,385.75				2,109,385.75	
GF24-301-340C77: Lapse 12/31/24 CBS-6069	5,750,000.00	5,750,000.00		1,156,690.41		716,625.28	3,876,684.31
	<b>34,396,664.19</b>	<b>24,917,460.74</b>	<b>4,776,439.68</b>	<b>4,844,088.75</b>	<b>1,407,213.57</b>	<b>10,013,034.43</b>	<b>3,876,684.31</b>
<b>TOTAL Drainage</b>	<b>52,732,500.02</b>	<b>37,452,382.38</b>	<b>8,910,501.45</b>	<b>5,138,995.15</b>	<b>1,705,395.98</b>	<b>17,820,805.49</b>	<b>3,876,684.31</b>

**County of Maui**  
**Capital Improvement Projects Report (Excluding Department of Water Supply)**  
**As of 6/30/2024**

<b>13-902 Other Projects</b>	<b>Original Appropriation</b>	<b>Alloted To Date</b>	<b>Expenditure Prior Years</b>	<b>Expenditure Current Year</b>	<b>Amount Lapsed</b>	<b>Encumbrance</b>	<b>Allotment Balance</b>
<b>Makawao-Pukalani-Kula Community Plan Area</b>							
KULA AGRICULTURAL PRK PH 1 EXT							
GF24-301-340095: Lapse 12/31/24 CBS-4621	750,000.00	750,000.00					750,000.00
GO23-377-340294: Lapse 12/31/24 CBS-4621	10,000,000.00						
SOH UPCOUNTRY MAUI AGRI PARK							
SH20-323-301027: CBS-XXXX		3,500,000.00	479,611.78	29,776.13		888,050.09	2,102,562.00
	<b>10,750,000.00</b>	<b>4,250,000.00</b>	<b>479,611.78</b>	<b>29,776.13</b>	<b>0.00</b>	<b>888,050.09</b>	<b>2,852,562.00</b>
<b>Wailuku-Kahului Community Plan Area</b>							
COM GREENWASTE & BIOSOLIDS MGT							
SW22-305-320013: Lapse 12/31/22 CBS-6637	100,000.00	100,000.00	7,430.00	8,010.00		84,560.00	
HALAU OF OIWI ARTS							
GO23-377-330248: Lapse 12/31/23 CBS-7251	43,000,000.00	43,000,000.00	2,918,580.45	1,418,031.46		38,663,388.09	
	<b>43,100,000.00</b>	<b>43,100,000.00</b>	<b>2,926,010.45</b>	<b>1,426,041.46</b>	<b>0.00</b>	<b>38,747,948.09</b>	<b>0.00</b>
<b>West Maui Community Plan Area</b>							
WEST MAUI TOD CORRIDOR PLAN							
SH21-323-310010: CBS-XXXX		500,000.00	417,622.59	82,377.41			
STATE OF HAWAII DOH GRANT							
SH17-323-379517: C6-9993921 3	108,000.00	108,000.00	107,896.00				104.00
	<b>108,000.00</b>	<b>608,000.00</b>	<b>525,518.59</b>	<b>82,377.41</b>	<b>0.00</b>	<b>0.00</b>	<b>104.00</b>
<b>Countywide</b>							
TRANSPORTATION BASEYARD FACLTY							
GO23-377-340210: Lapse 12/31/24 CBS-7244	2,020,000.00	104,800.00					104,800.00
CW EQUIP PW VARIOUS TRUCKS							
GO21-375-310243: Lapse 12/31/21 CBS-1218	2,191,597.32	2,191,597.32	1,568,974.46	622,622.86			()
GO22-376-320C27: Lapse 12/31/22 CBS#1218	1,130,314.13	1,130,314.13	347,397.66	480,593.39	.01	302,323.07	
GO23-377-326C27: Lapse 12/31/22 CBS#1218	1,324,685.87	1,097,723.38		1,097,723.38			
GO23-377-330239: Lapse 12/31/23 CBS-1218	5,155,000.00	5,143,276.07		3,489,546.34		1,653,729.73	
GO23-377-330241: Lapse 12/31/23 CBS-1218	600,000.00	572,077.14				572,077.14	
BUS STOPS & SHELTERS							
GF20-301-301419: Lapse 12/31/20 CBS-1039	200,000.00	200,000.00	102,873.00	6,398.00	7,200.00	83,529.00	
GO22-376-320276: Lapse 12/31/22 CBS-1039	461,136.17	461,136.17	133,620.72	75,313.52	3,736.49	248,465.44	()
GO23-377-326206: Lapse 12/31/22 CBS-1039	138,863.83	138,863.83				138,863.83	
GF23-301-330097: Lapse 12/31/23 CBS-1039	600,000.00	600,000.00				600,000.00	
GO23-377-340C92: Lapse 12/31/24 CBS-1039	600,000.00	47,500.00				47,500.00	
	<b>14,421,597.32</b>	<b>11,687,288.04</b>	<b>2,152,865.84</b>	<b>5,772,197.49</b>	<b>10,936.50</b>	<b>3,646,488.21</b>	<b>104,800.00</b>
<b>TOTAL Other Projects</b>	<b>68,379,597.32</b>	<b>59,645,288.04</b>	<b>6,084,006.66</b>	<b>7,310,392.49</b>	<b>10,936.50</b>	<b>43,282,486.39</b>	<b>2,957,466.00</b>

**County of Maui**  
**Capital Improvement Projects Report (Excluding Department of Water Supply)**  
**As of 6/30/2024**

<b>13-903 Government Facilities</b>	<b>Original Appropriation</b>	<b>Alloted To Date</b>	<b>Expenditure Prior Years</b>	<b>Expenditure Current Year</b>	<b>Amount Lapsed</b>	<b>Encumbrance</b>	<b>Allotment Balance</b>
<b>Hana Community Plan Area</b>							
OLD HANA SCHOOL IMPRVMENT							
GO21-375-310254: Lapse 12/31/21 CBS-5530	1,453,078.30	1,453,078.30	1,404,686.46	48,391.84			
GO22-376-315254: Lapse 12/31/21 CBS-5530	396,921.70	396,921.70				396,921.70	
GO22-376-320241: Lapse 12/31/22 CBS-5530	2,840,278.30	2,840,278.30	5,200.00			2,835,078.30	
GO23-377-326241: Lapse 12/31/22 CBS-5530	159,721.70	159,721.70	18,117.85	76,069.15		65,534.70	
GOLAPS-350-330053: Lapse 12/31/23 CBS-5530	1,000,000.00	1,000,000.00		102,937.74	15,030.47	882,031.79	
GO23-377-340251: Lapse 12/31/24 CBS-5530	3,000,000.00	25.00					25.00
HELENE HALL IMPROVEMENTS							
GO21-375-301266: Lapse 12/31/20 CBS-1971	800,000.00	445,220.00	278,302.40	97,361.60		69,556.00	()
	<b>9,650,000.00</b>	<b>6,295,245.00</b>	<b>1,706,306.71</b>	<b>324,760.33</b>	<b>15,030.47</b>	<b>4,249,122.49</b>	<b>25.00</b>
<b>Paia-Haiku Community Plan Area</b>							
HAIKU FIRE STATION							
GO23-377-320235: Lapse 12/31/22 CBS-1002	800,000.00	800,000.00	469,707.61	194,860.97		135,431.42	
GO23-377-330245: Lapse 12/31/23 CBS-1002	1,000,000.00	167,942.00				167,942.00	
BALDWIN AVE PUBLIC PRKG LOT IM							
GF23-301-330091: Lapse 12/31/23 CBS-6096	400,000.00	400,000.00				400,000.00	
	<b>2,200,000.00</b>	<b>1,367,942.00</b>	<b>469,707.61</b>	<b>194,860.97</b>	<b>0.00</b>	<b>703,373.42</b>	<b>0.00</b>
<b>Makawao-Pukalani-Kula Community Plan Area</b>							
MAKAWAO FIRE STN RENO/ADDN							
GO23-377-320231: Lapse 12/31/22 CBS-2314	770,000.00	770,000.00		463,781.18		306,218.82	
DMVL PUKALANI SATELLITE OFFICE							
GF21-301-315305: Lapse 12/31/21 CBS-XXXX		250,000.00	206,401.93		15,192.00	28,406.07	
	<b>770,000.00</b>	<b>1,020,000.00</b>	<b>206,401.93</b>	<b>463,781.18</b>	<b>15,192.00</b>	<b>334,624.89</b>	<b>0.00</b>
<b>Wailuku-Kahului Community Plan Area</b>							
WAILUKU CIVIC COMPLEX							
GO20-374-390235: Lapse 12/31/19 CBS-2789	36,968,794.19	36,968,794.19	33,978,110.67	2,972,303.98	18,379.54		
GO21-375-390237: Lapse 12/31/19 CBS-2789	5,031,205.81	4,560,413.23	4,517,868.69	42,544.54			
GF23-301-330046: Lapse 12/31/23 CBS-2789	1,200,000.00	1,200,000.00	676,290.00		826.00	522,884.00	
GO23-377-340243: Lapse 12/31/24 CBS-2789	3,515,000.00	3,495,345.94		3,482,977.94		12,368.00	
CENTRAL MAUI TRANSIT HUB							
GO22-376-320290: Lapse 12/31/22 CBS-5021	89,305.00	89,305.00	70,480.00	18,825.00			
GO23-377-326290: Lapse 12/31/22 CBS-5021	158,803.00	158,803.00	96,668.84	62,134.16			
GF23-301-330151: Lapse 12/31/23 CBS-5021		500,000.00		329,277.39		170,722.61	
ADMINISTRATION BUILDING ACQUIS							
GF24-301-340041: Lapse 12/31/24 CBS-7871	1,000,000.00	1,000,000.00					1,000,000.00
KAHULUI FIRE STN APPARATUS SHL							
GF20-301-301338: Lapse 12/31/20 CBS-2735	50,000.00	50,000.00	21,065.00		28,700.00	235.00	
KALANA O MAUI 2ND FLR DECK RPR							
GO21-375-301202: Lapse 12/31/20 CBS-5517	600,000.00	484,351.75	307,349.34			177,002.41	

**County of Maui**  
**Capital Improvement Projects Report (Excluding Department of Water Supply)**  
**As of 6/30/2024**

<b>13-903 Government Facilities</b>	<b>Original Appropriation</b>	<b>Alloted To Date</b>	<b>Expenditure Prior Years</b>	<b>Expenditure Current Year</b>	<b>Amount Lapsed</b>	<b>Encumbrance</b>	<b>Allotment Balance</b>
CLERK'S OFFICE RENOVATIONS							
GF24-301-340093: Lapse 12/31/24 CBS-7893	60,000.00	60,000.00					60,000.00
NEW COUNTY SVC CENTER							
GOLAPS-350-310051: Lapse 12/31/21 CBS-2324	1,577,679.00	1,577,679.00	1,289,735.48	26,489.27	261,454.25		
KALANA O MAUI FIRE SPRKLR IMPR							
GO21-375-301229: Lapse 12/31/20 CBS-5025	449,813.38	388,325.00	360,078.65		3,511.46	24,734.89	
EMERGENCY MGT OFFICE RENOVTN							
GO21-375-301225: Lapse 12/31/20 CBS-5518	448,811.86	274,675.75	21,639.63		241,249.25	11,786.87	
KALANA PAKUI BLDG AC RPLCMNT							
GO21-375-301244: Lapse 12/31/20 CBS-3579	600,000.00	540,450.38	523,450.38			17,000.00	
CHILDREN'S PEACE CENTER							
GO22-376-315276: Lapse 12/31/21 CBS-5528	1,340,456.00	1,340,456.00	1,337,932.17	2,174.12		349.71	
60 SOUTH CHURCH ST BLDG RENO							
GOLAPS-350-320038: Lapse 12/31/22 CBS-6651	1,872,000.00	1,872,000.00	1,712,984.85	128,015.16		30,999.99	
GO23-377-326236: Lapse 12/31/22 CBS-6651	7,000,000.00	7,000,000.00	1,495,912.70	3,160,317.49		2,343,769.81	
GO23-377-330247: Lapse 12/31/23 CBS-6651	810,000.00	810,000.00	2,260.40	41,412.23		766,327.37	
GOLAPS-350-340044: Lapse 12/31/24 CBS-6651	2,349,957.00	2,349,957.00		117,836.85		751,842.28	1,480,277.87
GO23-377-340242: Lapse 12/31/24 CBS-6651	150,043.00	150,043.00				150,043.00	
OCS OFFICE RENOVATIONS							
GF24-301-340107: Lapse 12/31/24 CBS-XXXX	60,000.00	60,000.00		57,279.00			2,721.00
TRANSPORTATION BASEYARD							
GOLAPS-350-330139: Lapse 12/31/23 CBS-7244		10,000,000.00				10,000,000.00	
GO23-377-330298: Lapse 12/31/23 CBS-7244	9,436,902.00	7,416,902.00	3,750.00			7,413,152.00	
ACQ OF 2145 KAOHU ST BLDG/PROP							
GF23-301-330172: Lapse 12/31/23		3,850,000.00	16,432.27	3,806,757.22	26,810.51		
	<b>74,768,770.24</b>	<b>86,197,501.24</b>	<b>46,432,009.07</b>	<b>14,248,344.35</b>	<b>580,931.01</b>	<b>22,393,217.94</b>	<b>2,542,998.87</b>
<b>Kihei-Makena Community Plan Area</b>							
SOUTH MAUI CONSOLID MAINT OPER							
GF21-301-310056: Lapse 12/31/21 CBS-2742	30,000.00	30,000.00	4,500.00			25,500.00	
<b>West Maui Community Plan Area</b>							
LAHAINA POLICE STATION							
GF24-301-340072: Lapse 12/31/24 CBS-1885	500,000.00	500,000.00					500,000.00
<b>Lanai Community Plan Area</b>							
LANAI FIRE STN IMPROVEMENTS							
GF18-301-389723: Lapse 12/31/18 CBS-1005	110,000.00	110,000.00	18,705.40		83,278.00	8,016.60	
GO21-375-301235: Lapse 12/31/20 CBS-1005	1,872,000.00	439,223.00	360,083.93	53,596.30		25,542.77	
GO22-376-320230: Lapse 12/31/22 CBS-1005	2,600,000.00	2,600,000.00	831,840.28	1,557,739.75		210,419.97	
LANAI BASEYARD IMPRV							
GO18-373-378286: Lapse 12/31/17 CBS-3239	300,000.00	172,182.00	130,964.46		4,550.00	36,667.54	
GO22-376-320272: Lapse 12/31/22 CBS-3239	83,330.00	83,330.00	49,271.46			34,058.54	
GO23-377-326202: Lapse 12/31/22 CBS-3239	816,670.00	816,670.00				816,670.00	

**County of Maui**  
**Capital Improvement Projects Report (Excluding Department of Water Supply)**  
**As of 6/30/2024**

<b>13-903 Government Facilities</b>	<b>Original Appropriation</b>	<b>Allotted To Date</b>	<b>Expenditure Prior Years</b>	<b>Expenditure Current Year</b>	<b>Amount Lapsed</b>	<b>Encumbrance</b>	<b>Allotment Balance</b>
	<b>5,782,000.00</b>	<b>4,221,405.00</b>	<b>1,390,865.53</b>	<b>1,611,336.05</b>	<b>87,828.00</b>	<b>1,131,375.42</b>	<b>0.00</b>
<b>Molokai Community Plan Area</b>							
HOOLEHUA FIRE STATION RENOV							
GF22-301-320032: Lapse 12/31/22 CBS-6065	550,000.00	550,000.00	384,932.20	157,725.28		7,342.52	
MOLOKAI BASEYARD							
GOLAPS-350-378392: Lapse 12/31/17 CBS-1211	3,703,000.00	3,703,000.00	3,452,037.00		4,905.00	246,058.00	
PUKO'O FIRE STN RENOVATION							
GO23-377-320234: Lapse 12/31/22 CBS-6667	500,000.00	390,000.00	126,082.76	177,063.06		86,854.18	
GF24-301-340040: Lapse 12/31/24 CBS-6667	850,000.00	850,000.00		2,350.00			847,650.00
MOLOKAI POLICE STATION							
GF24-301-340071: Lapse 12/31/24 CBS-5536	500,000.00	500,000.00					500,000.00
MOLOKAI POLICE STN ROOF REPLAC							
GF21-301-310075: Lapse 12/31/21 CBS-6095	500,000.00	500,000.00	59,320.70	793.30	439,886.00		
	<b>6,603,000.00</b>	<b>6,493,000.00</b>	<b>4,022,372.66</b>	<b>337,931.64</b>	<b>444,791.00</b>	<b>340,254.70</b>	<b>1,347,650.00</b>
<b>Countywide</b>							
<b>CW FIRE FACILITIES</b>							
GF20-301-301C34: Lapse 12/31/20 CBS-1003	500,000.00	500,000.00	455,104.25	1,363.00	39,000.00	4,532.75	
GF21-301-310C47: Lapse 12/31/21 CBS-1003	200,000.00	200,000.00	185,800.66		14,199.34		
GF22-301-320C29: Lapse 12/31/22 CBS-1003	300,000.00	300,000.00	270,068.74		29,931.26		
GF23-301-330C43: Lapse 12/31/23 CBS-1003	775,000.00	775,000.00	56,893.67	551,321.10	32,431.23	134,354.00	
GF24-301-340C38: Lapse 12/31/24 CBS-1003	541,000.00	541,000.00		74,029.57			466,970.43
CENTRAL MAUI TRANSIT HUB							
GO21-375-310296: Lapse 12/31/21 CBS-5021	1,870,344.18	1,870,344.18	1,017,565.75	852,778.43			
GO22-376-315296: Lapse 12/31/21 CBS-5021	429,655.82	181,547.93	113,119.90	68,428.00	.03		
CW FACILITY BLDG IMPROVEMENTS							
GF18-301-389C48: Lapse 12/31/18 CBS-1032	500,000.00	500,000.00	352,686.74		138,163.26	9,150.00	
GF19-301-390C70: Lapse 12/31/19 CBS#1032	425,000.00	425,000.00	352,591.18		35,939.11	36,469.71	
GF20-301-301C79: Lapse 12/31/20 CBS-1032	450,000.00	450,000.00	360,126.95		9,752.09	80,120.96	
CW POLICE FACILITIES							
GF22-301-320C57: Lapse 12/31/22 CBS-1010	800,000.00	800,000.00	220,458.47	338,749.37	2,403.53	238,388.63	
GF23-301-330C74: Lapse 12/31/23 CBS-1010	1,610,000.00	2,410,000.00	23,019.00	179,405.10	1,328,063.00	879,512.90	
GF24-301-340C69: Lapse 12/31/24 CBS-1010	2,714,000.00	2,714,000.00				136,872.84	2,577,127.16
CW FAC MAINT PRG PROS BASEMENT							
GO21-375-310278: Lapse 12/31/21 CBS-6070	62,010.01	62,010.01	50,038.69	4,541.99		7,429.33	
GF21-301-310C77: Lapse 12/31/21 CBS-6070	2,475,000.00	2,475,000.00	1,041,104.19	1,273,060.87	129,472.02	31,362.92	()
GF22-301-320C58: Lapse 12/31/22 CBS-6070	640,000.00	640,000.00	158,007.12	2,049.17	423,937.96	56,005.75	()
GO22-376-320C59: Lapse 12/31/22 CBS-6070	1,019,832.25	1,019,832.25	942,807.96	59,840.69		17,183.60	
GO23-377-326C59: Lapse 12/31/22 CBS-6070	280,167.75	208,609.65	58,609.65	75,000.00		75,000.00	
GF23-301-330C76: Lapse 12/31/23 CBS-6070	1,850,000.00	1,850,000.00	25,322.50	845,782.94	466,201.16	512,693.40	
GO23-377-330C78: Lapse 12/31/23 CBS-6070	850,000.00	850,000.00		34,889.00		815,111.00	
GF24-301-340C74: Lapse 12/31/24 CBS-6070	1,025,000.00	1,025,000.00				324,533.25	700,466.75
GO23-377-340C76: Lapse 12/31/24 CBS-6070	4,250,000.00	2,785,632.66		1,036,920.76		1,748,711.90	
<b>RADIO SYSTEM FACILITY UPGRADES</b>							

**County of Maui**  
**Capital Improvement Projects Report (Excluding Department of Water Supply)**  
**As of 6/30/2024**

<b>13-903 Government Facilities</b>	<b>Original Appropriation</b>	<b>Alloted To Date</b>	<b>Expenditure Prior Years</b>	<b>Expenditure Current Year</b>	<b>Amount Lapsed</b>	<b>Encumbrance</b>	<b>Allotment Balance</b>
GO23-377-340C70: Lapse 12/31/24 CBS-7879 DPW HIGHWAYS CW BASEYARD FACIL	3,980,000.00	149,731.56				149,731.56	
GF23-301-330C77: Lapse 12/31/23 CBS-7232	500,000.00	500,000.00		331,876.41		168,123.59	
GO23-377-330C79: Lapse 12/31/23 CBS-7232	2,357,000.00	1,150,000.00		92,211.31		1,057,788.69	
GF24-301-340C73: Lapse 12/31/24 CBS-7232	300,000.00	300,000.00		78,574.79		111,425.21	110,000.00
GO23-377-340C75: Lapse 12/31/24 CBS-7232	2,300,000.00	1,788,351.25		5,207.33		1,783,143.92	
	<b>33,004,010.01</b>	<b>26,471,059.49</b>	<b>5,683,325.42</b>	<b>5,906,029.83</b>	<b>2,649,493.99</b>	<b>8,377,645.91</b>	<b>3,854,564.34</b>
<b>TOTAL Government Facilities</b>	<b>133,307,780.25</b>	<b>132,596,152.73</b>	<b>59,915,488.93</b>	<b>23,087,044.35</b>	<b>3,793,266.47</b>	<b>37,555,114.77</b>	<b>8,245,238.21</b>

**County of Maui**  
**Capital Improvement Projects Report (Excluding Department of Water Supply)**  
**As of 6/30/2024**

<b>13-904 Parks and Recreation</b>	<b>Original Appropriation</b>	<b>Alloted To Date</b>	<b>Expenditure Prior Years</b>	<b>Expenditure Current Year</b>	<b>Amount Lapsed</b>	<b>Encumbrance</b>	<b>Allotment Balance</b>
<b>Hana Community Plan Area</b>							
PA'ANI MAI PARK IMPROVM							
GF15-301-356402: Lapse 12/31/15 CBS-2328	300,000.00	300,000.00	163,599.50		29,840.00	106,560.50	
HANA PRK TENNIS/BBALL COURTS							
GF21-301-310055: Lapse 12/31/21 CBS-5531	1,290,000.00	1,290,000.00	6,183.00	6,695.00		1,277,122.00	
HELENE HALL IMPROVEMENTS							
GO18-373-389230: Lapse 12/31/18 CBS-1971	85,787.12	85,787.12	75,377.42			10,409.70	
GO23-377-320242: Lapse 12/31/22 CBS-1971	1,300,000.00	1,300,000.00	161,425.75	53,153.84		1,085,420.41	
GF24-301-340052: Lapse 12/31/24 CBS-1971	600,000.00	600,000.00				597,884.00	2,116.00
HANA-KEANAE-KAILUA PARKS							
GF16-301-367101: Lapse 12/31/16 CBS-2350	446,250.00	446,250.00	413,115.50			33,134.50	
GF20-301-301347: Lapse 12/31/20 CBS-2350	450,000.00	450,000.00	77,610.00			372,390.00	
KEANAE SEPTIC SYSTEM IMPRVMT							
GF24-301-340053: Lapse 12/31/24 CBS-7864	150,000.00	150,000.00					150,000.00
	<b>4,622,037.12</b>	<b>4,622,037.12</b>	<b>897,311.17</b>	<b>59,848.84</b>	<b>29,840.00</b>	<b>3,482,921.11</b>	<b>152,116.00</b>
<b>Paia-Haiku Community Plan Area</b>							
ALFRED BOTEILHO,SR. GYM IMP							
GO21-375-390268: Lapse 12/31/19 CBS-5056	1,497,500.00	19,906.13	8,222.78			11,683.35	
GO21-375-301261: Lapse 12/31/20 CBS-5056	1,897,880.00	1,897,880.00				1,897,880.00	
GF22-301-320045: Lapse 12/31/22 CBS-5056	500,000.00	500,000.00			303,172.00	196,828.00	
HAIKU PARK RESTROOM							
PA20-309-301363: Lapse 12/31/20 CBS-5534	510,000.00	510,000.00	111,281.37	6,384.37	392,334.26		
GF21-301-310064: Lapse 12/31/21 CBS-5534	629,147.00	629,147.00	362,343.00	8,235.00	258,569.00		
PA21-309-310068: Lapse 12/31/21 CBS-5534	392,334.00	392,334.00	183,337.53	160,910.89		48,085.58	
GO23-377-320293: Lapse 12/31/22 CBS-XXXX	745,000.00	745,000.00		43,052.20		701,947.80	
LOWER PAIA PARK PARKING LOT							
GF21-301-310065: Lapse 12/31/21 CBS-6073	600,000.00	600,000.00	38,651.48	2,675.52	558,673.00		
GF23-301-330061: Lapse 12/31/23 CBS-6073	1,000,000.00	1,000,000.00			30.00	999,970.00	
GF24-301-340152: Lapse 12/31/24 CBS-6073	510,500.00	510,500.00					510,500.00
PAIA-HAIKU PARKS SYSTEM							
GO21-375-390264: Lapse 12/31/19 CBS-2348	590,045.05	544,781.49	492,333.99			52,447.50	
LOWER PAIA INTERIM PARKING LOT							
GF22-301-320046: Lapse 12/31/22 CBS-6659	120,000.00	120,000.00	9,400.00	62,363.98	4,357.87	43,878.15	
	<b>8,992,406.05</b>	<b>7,469,548.62</b>	<b>1,205,570.15</b>	<b>283,621.96</b>	<b>1,517,136.13</b>	<b>3,952,720.38</b>	<b>510,500.00</b>
<b>Makawao-Pukalani-Kula Community Plan Area</b>							
MAKAWAO BOYS & GIRLS CLUB ROOF							
GF24-301-340060: Lapse 12/31/24 CBS-7862	100,000.00	100,000.00					100,000.00
MAK-PUK-KULA ULU PARKS							
GF16-301-367103: Lapse 12/31/16 CBS-2349	435,000.00	435,000.00	410,572.50	18,455.02	5,972.48		()
WAIAKOA GYM IMPROVEMENTS							
GO22-376-310261: Lapse 12/31/21 CBS-2329	430,000.00	430,000.00	84,201.30			345,798.70	

**County of Maui**  
**Capital Improvement Projects Report (Excluding Department of Water Supply)**  
**As of 6/30/2024**

<b>13-904 Parks and Recreation</b>	<b>Original Appropriation</b>	<b>Alloted To Date</b>	<b>Expenditure Prior Years</b>	<b>Expenditure Current Year</b>	<b>Amount Lapsed</b>	<b>Encumbrance</b>	<b>Allotment Balance</b>
	<b>965,000.00</b>	<b>965,000.00</b>	<b>494,773.80</b>	<b>18,455.02</b>	<b>5,972.48</b>	<b>345,798.70</b>	<b>100,000.00</b>
<b>Wailuku-Kahului Community Plan Area</b>							
WAIEHU GC STARTER BOOTH/RESTO							
GO18-373-378257: Lapse 12/31/17 CBS-1202	500,000.00	494,800.00	409,241.00	4,125.00		81,434.00	
NEW KAHULUI COMTY CTR							
GF18-301-389742: Lapse 12/31/18 CBS-4628	250,000.00	250,000.00	51,367.64			198,632.36	
CENTRAL MAUI PARKS SYSTEM							
GF19-301-390062: Lapse 12/31/19 CBS-2351	240,000.00	240,000.00	210,852.04			29,147.96	
GF20-301-301367: Lapse 12/31/20 CBS-2351	600,000.00	600,000.00	338,951.63	9,318.87	234,120.24	17,609.26	( )
WAR MEMORIAL FB STD & TRK REHA							
GF21-301-310072: Lapse 12/31/21 CBS-5539	600,000.00	600,000.00	347,592.70	252,407.30			
GF22-301-320053: Lapse 12/31/22 CBS-5539	210,000.00	210,000.00	112,947.14	97,052.86			
GO23-377-330262: Lapse 12/31/23 CBS-5539	7,200,000.00	7,189,527.48	1,579,105.08	89,425.11		5,520,997.29	
WM GYM BLDG IMPRVMT							
GO21-375-310267: Lapse 12/31/21 CBS-4616	737,548.00	737,548.00	262,006.02	320,048.10		155,493.88	
GO22-376-315267: Lapse 12/31/21 CBS-4616	262,452.00	262,452.00				262,452.00	
GO22-376-320248: Lapse 12/31/22 CBS-4616	38,916.50	38,916.50	27.50	38,889.00			
GO23-377-326248: Lapse 12/31/22 CBS-4616	14,961,083.50	14,961,083.50		5,833,282.82		9,127,800.68	
GOLAPS-350-330068: Lapse 12/31/23 CBS-4616	2,543,207.00	2,543,207.00				2,543,207.00	
GO23-377-330263: Lapse 12/31/23 CBS-4616	10,806,793.00	10,806,793.00				10,806,793.00	
GF24-301-340064: Lapse 12/31/24 CBS-4616	4,000,000.00	4,000,000.00		31,594.21		216,034.97	3,752,370.82
KANAHA BCH PRK MP IMPRVMT							
GF20-301-301368: Lapse 12/31/20 CBS-4583	250,000.00	250,000.00	106,857.37		3,635.00	139,507.63	
GF22-301-320050: Lapse 12/31/22 CBS-4583	75,000.00	75,000.00				75,000.00	
KEPANIWAI HERITAG GARDENS IMPR							
GF22-301-320097: Lapse 12/31/22 CBS-1143	753,027.00	753,027.00	538,074.65	214,952.35			
GF23-301-330067: Lapse 12/31/23 CBS-1143	500,000.00	500,000.00	36,541.00	77,350.80	958.00	385,150.20	
KEOPUOLANI FIELD LIGHTS REPLCM							
GF24-301-340140: Lapse 12/31/24 ORD#5594	300,000.00	300,000.00		25,713.66		108,770.50	165,515.84
KEHALANI MAUKA PARK IMPROVEMEN							
GF22-301-320051: Lapse 12/31/22 CBS-5516	150,000.00	150,000.00	48,530.81		78.00	101,391.19	
LIHIKAI SCHOOL PARK SITE IMPRV							
GF22-301-320052: Lapse 12/31/22 CBS-6645	1,500,000.00	1,500,000.00	82.50	11,713.03		1,488,204.47	
GF23-301-330135: Lapse 12/31/23 ORD#5488		654,000.00			5,770.13	648,229.87	
VELMA McWAYNE SANTOS CTR IMPR							
GO21-375-310268: Lapse 12/31/21 CBS-6072	109,311.00	109,311.00	99,894.99	9,416.01			
GO22-376-315268: Lapse 12/31/21 CBS-6072	140,689.00	6,375.00		6,375.00			
GO22-376-320247: Lapse 12/31/22 CBS-6072	213,141.81	213,141.81	72,044.31	141,097.50			
GO23-377-326247: Lapse 12/31/22 CBS-6072	1,911,858.19	1,796,172.19	187,916.00	1,608,256.19			
GO23-377-330203: Lapse 12/31/23 ORD#5488	1,855,000.00	1,855,000.00		1,855,000.00			
CENTRAL MAUI REGIONAL PARK							
GF20-301-301372: Lapse 12/31/20 CBS-1214	500,000.00	500,000.00	28,001.00			471,999.00	
CM REG'L SPRTS CMLX MAINT							

**County of Maui**  
**Capital Improvement Projects Report (Excluding Department of Water Supply)**  
**As of 6/30/2024**

	Original Appropriation	Alloted To Date	Expenditure Prior Years	Expenditure Current Year	Amount Lapsed	Encumbrance	Allotment Balance
<b>13-904 Parks and Recreation</b>							
GO21-375-301241: Lapse 12/31/20 CBS-3209 WELLS PARK MASTER PLAN IMPL	1,745,000.00	1,745,000.00	1,733,438.90	11,561.10			
GO21-375-390265: Lapse 12/31/19 CBS-4584 ICHIRO MAEHARA BB STDM IMPRV	26,177.00	25,950.00		23,331.00		2,619.00	
GF22-301-320049: Lapse 12/31/22 CBS-5481 CENTRAL MAUI PICKLEBALL COURTS	800,000.00	800,000.00	580,728.54	213,251.49	6,019.97		
GF23-301-330064: Lapse 12/31/23 CBS-7245	150,000.00	150,000.00		145,688.18		4,311.82	
GF24-301-340061: Lapse 12/31/24 CBS-7245 CONST MAINT BASEYARD IMP	1,000,000.00	1,000,000.00				71,534.00	928,466.00
GF23-301-330065: Lapse 12/31/23 CBS-7239	175,000.00	175,000.00	28,499.06	114,876.14		31,624.80	
GF24-301-340062: Lapse 12/31/24 CBS-7239 KEOPUOLANI BASEYARD IMPROVEMNT	500,000.00	500,000.00				49,343.00	450,657.00
GF24-301-340063: Lapse 12/31/24 CBS-7860	150,000.00	150,000.00					150,000.00
	<b>55,754,204.00</b>	<b>56,142,304.48</b>	<b>6,772,699.88</b>	<b>11,134,725.72</b>	<b>250,581.34</b>	<b>32,537,287.88</b>	<b>5,447,009.66</b>
<b>Kihei-Makena Community Plan Area</b>							
WAIPUILANI PARK IRRIGATION							
GF16-301-367108: Lapse 12/31/16 CBS-2359	800,000.00	800,000.00	533,870.74		239,500.00	26,629.26	
GF17-301-378341: Lapse 12/31/17 CBS-2359	100,000.00	100,000.00	18,758.13		81,137.23	104.64	
GF18-301-389756: Lapse 12/31/18 ORD#4796	81,137.00	81,137.00	29,427.85		44,151.81	7,557.34	
SOUTH MAUI COMMUNITY PARK							
PA19-309-390044: Lapse 12/31/19 CBS-1118	500,000.00	500,000.00	152,676.21			347,323.79	
WAIPUILANI PARK COURT IMPRVMT							
GF24-301-340055: Lapse 12/31/24 CBS-7856	150,000.00	150,000.00					150,000.00
SOUTH MAUI BEACH PARK PRKNG LOT							
GF21-301-310057: Lapse 12/31/21 CBS-5552	100,000.00	100,000.00	95,540.00			4,460.00	
GO21-375-310258: Lapse 12/31/21 CBS-5552	439,540.53	439,540.53	386,120.27	7,705.36		45,714.90	
GO22-376-315258: Lapse 12/31/21 CBS-5552	60,459.47	55,437.10	44,520.00			10,917.10	
GF22-301-320043: Lapse 12/31/22 CBS-5552	775,000.00	775,000.00	70,993.05	367,435.99		336,570.96	
PA23-309-330057: Lapse 12/31/23 CBS-5552	775,000.00	775,000.00		129,000.00	360,091.83	285,908.17	
GF24-301-340054: Lapse 12/31/24 CBS-5552	1,550,000.00	1,550,000.00				158,236.00	1,391,764.00
PA24-309-340056: Lapse 12/31/24 CBS-5552	400,000.00	400,000.00					400,000.00
KIHEI COMMUNITY CTR IMPROVMTS							
GF23-301-330055: Lapse 12/31/23 CBS-6644	600,000.00	600,000.00		255,443.79		344,556.21	
GF24-301-340151: Lapse 12/31/24 CBS-6644	800,000.00	800,000.00				653,895.00	146,105.00
	<b>7,131,137.00</b>	<b>7,126,114.63</b>	<b>1,331,906.25</b>	<b>759,585.14</b>	<b>724,880.87</b>	<b>2,221,873.37</b>	<b>2,087,869.00</b>
<b>West Maui Community Plan Area</b>							
WEST MAUI PARKS SYSTEM							
GF19-301-390066: Lapse 12/31/19 CBS-2344	462,000.00	462,000.00	452,121.46	5,518.00	4,360.54		
GF20-301-301374: Lapse 12/31/20 CBS-2344	500,000.00	500,000.00	465,798.63	32,900.00	1,301.37		
LAUNIUPOKO MASTER PLAN							
PA19-309-390067: Lapse 12/31/19	500,000.00	500,000.00				500,000.00	
NAPILI PARK IMPROVEMENTS							

**County of Maui**  
**Capital Improvement Projects Report (Excluding Department of Water Supply)**  
**As of 6/30/2024**

<b>13-904 Parks and Recreation</b>	<b>Original Appropriation</b>	<b>Alloted To Date</b>	<b>Expenditure Prior Years</b>	<b>Expenditure Current Year</b>	<b>Amount Lapsed</b>	<b>Encumbrance</b>	<b>Allotment Balance</b>
PA22-309-320056: Lapse 12/31/22 CBS-6652	350,000.00	350,000.00	62,763.00	13,753.50	257,294.00	16,189.50	
PA23-309-330073: Lapse 12/31/23 CBS-6652	250,000.00	250,000.00	7,648.00	55,125.00		187,227.00	
PA24-309-340067: Lapse 12/31/24 CBS-6652	750,000.00	750,000.00				649,615.00	100,385.00
WEST MAUI PARK PLAYGROUND IMPR							
PA24-309-340068: Lapse 12/31/24 CBS-7896	1,000,000.00	1,000,000.00					1,000,000.00
LAHAINA CIVIC CENTER REHAB							
GF22-301-320054: Lapse 12/31/22 CBS-6077	600,000.00	600,000.00	215,237.65	62,422.00	186,650.35	135,690.00	
GO23-377-330271: Lapse 12/31/23 CBS-6077	1,000,000.00	1,000,000.00	19,159.73	910,745.27		70,095.00	
GF24-301-340065: Lapse 12/31/24 CBS-6077	4,750,000.00	4,750,000.00		338,316.73		3,554,274.00	857,409.27
PA24-309-340066: Lapse 12/31/24 CBS-6077	650,000.00	650,000.00					650,000.00
LAHAINA CIVIC CTR TENNIS COURT							
GF22-301-320055: Lapse 12/31/22 CBS-6647	425,000.00	425,000.00	32.00		387,105.00	37,863.00	
LAHAINA REC CENTER IMPROVEMENT							
PA23-309-330072: Lapse 12/31/23 CBS-7256	825,000.00	825,000.00	1,200.00	4,271.40	377,200.00	442,328.60	
LAUNIUPOKO WATERLINE IMPRV							
GF23-301-330069: Lapse 12/31/23 CBS-7241	500,000.00	500,000.00		18,050.00	390,548.00	91,402.00	
PULELEHUA COUNTY PARK							
GF23-301-330070: Lapse 12/31/23 CBS-7240	250,000.00	250,000.00				250,000.00	
	<b>12,812,000.00</b>	<b>12,812,000.00</b>	<b>1,223,960.47</b>	<b>1,441,101.90</b>	<b>1,604,459.26</b>	<b>5,934,684.10</b>	<b>2,607,794.27</b>
<b>Lanai Community Plan Area</b>							
FRASER AVENUE DOG PARK							
GF24-301-340058: Lapse 12/31/24 CBS-7894	400,000.00	400,000.00					400,000.00
FIFTH STREET COURTS RESRF//IMPR							
GF23-301-330058: Lapse 12/31/23 CBS-7242	176,405.00	176,405.00		114,738.68	36,994.73	24,671.59	
GF24-301-340057: Lapse 12/31/24 CBS-7242	700,000.00	700,000.00				21,245.06	678,754.94
LANAI YOUTH CTR/SKATE PRK							
GO21-375-301231: Lapse 12/31/20 CBS-6052	3,497,000.00	285,010.11	46,514.10	183,426.48		55,069.53	
GO23-377-330259: Lapse 12/31/23 CBS-6052	10,668,000.00	9,320,600.00	2,029,888.00	6,303,848.06		986,863.94	
GO23-377-340209: Lapse 12/31/24 CBS-6052	2,914,000.00	2,850,000.00				2,850,000.00	
LANAI COMMUNITY FIELD HOUSE							
GF24-301-340059: Lapse 12/31/24 CBS-7895	80,000.00	80,000.00					80,000.00
	<b>18,435,405.00</b>	<b>13,812,015.11</b>	<b>2,076,402.10</b>	<b>6,602,013.22</b>	<b>36,994.73</b>	<b>3,937,850.12</b>	<b>1,158,754.94</b>
<b>Molokai Community Plan Area</b>							
KAUNAKAKAI GYM REHABILITATION							
GF21-301-310062: Lapse 12/31/21 CBS-6074	250,000.00	250,000.00	116,248.00			133,752.00	
KILOHANA RECREATION CTR RENOV							
GF21-301-310063: Lapse 12/31/21 CBS-6097	250,000.00	250,000.00	127,103.68			122,896.32	
MOLOKAI PARKS SYSTEM							
GF19-301-390056: Lapse 12/31/19 CBS-2346	635,000.00	635,000.00	524,060.78		92,967.72	17,971.50	
GF20-301-301360: Lapse 12/31/20 CBS-2346	275,000.00	275,000.00	81,500.00		164,311.00	29,189.00	
	<b>1,410,000.00</b>	<b>1,410,000.00</b>	<b>848,912.46</b>	<b>0.00</b>	<b>257,278.72</b>	<b>303,808.82</b>	<b>0.00</b>

**County of Maui**  
**Capital Improvement Projects Report (Excluding Department of Water Supply)**  
**As of 6/30/2024**

<b>13-904 Parks and Recreation</b>	<b>Original Appropriation</b>	<b>Allotted To Date</b>	<b>Expenditure Prior Years</b>	<b>Expenditure Current Year</b>	<b>Amount Lapsed</b>	<b>Encumbrance</b>	<b>Allotment Balance</b>
<b>Countywide</b>							
CW PARK PLAYGROUND IMPRV							
GF19-301-390C38: Lapse 12/31/19 CBS#3232	1,000,000.00	1,000,000.00	889,530.26		33,525.24	76,944.50	
GF20-301-301C42: Lapse 12/31/20 CBS-3232	500,000.00	500,000.00	354,980.16	6,700.00	138,319.84		
PA22-309-320C41: Lapse 12/31/22 CBS-3232	600,000.00	600,000.00	28,790.76	361,749.00	209,460.24		
GF23-301-330C49: Lapse 12/31/23 CBS-3232	450,000.00	450,000.00		121,245.39		328,754.61	
PA23-309-330C52: Lapse 12/31/23 CBS-3232	650,000.00	650,000.00			285,288.12	364,711.88	
GF24-301-340C45: Lapse 12/31/24 CBS-3232	1,900,000.00	1,900,000.00					1,900,000.00
CW LIGHT ORDINANCE COMP							
GF19-301-390C39: Lapse 12/31/19 CBS#4613	600,000.00	600,000.00	588,380.66			11,619.34	
GF20-301-301C43: Lapse 12/31/20 CBS-4613	2,500,000.00	2,500,000.00	1,172,750.88		173,477.61	1,153,771.51	
CW PARKS ADA IMPROVEMENTS							
GF19-301-390C37: Lapse 12/31/19 CBS#1117	300,000.00	300,000.00	293,792.25	6,207.75			
GF20-301-301C41: Lapse 12/31/20 CBS-1117	500,000.00	500,000.00	407,428.00	67,234.04		25,337.96	
GF21-301-310C52: Lapse 12/31/21 CBS-1117	250,000.00	250,000.00	112,172.13			137,827.87	()
GF22-301-320C39: Lapse 12/31/22 CBS-1117	500,000.00	500,000.00	60,209.00	266,170.00		173,621.00	
GF23-301-330C50: Lapse 12/31/23 CBS-1117	500,000.00	500,000.00	32,468.44	52,170.72		415,360.84	
GF24-301-340C48: Lapse 12/31/24 CBS-1117	500,000.00	500,000.00				304,461.20	195,538.80
WAR MEM FOOTBALL STDM & TRACK							
GO23-377-340208: Lapse 12/31/24 CBS-5539	3,630,048.00	3,630,048.00				3,630,048.00	
LARGE CAPACITY CESSPOOL							
GO18-373-367252: Lapse 12/31/16 CBS-1114	550,000.00	242,364.00	224,144.15			18,219.85	
CW BUILDING MAINT REPAIRE BSY							
GF19-301-390C40: Lapse 12/31/19 CBS#2742	225,000.00	225,000.00	219,692.20	5,307.80			
CW PARKS FACILITIES							
GF22-301-320C40: Lapse 12/31/22 CBS-4581	500,000.00	500,000.00	178,257.22	209,468.55		112,274.23	()
GF23-301-330C51: Lapse 12/31/23 CBS-4581	500,000.00	846,000.00	127,682.66	186,499.48	1,000.00	530,817.86	
GF24-301-340C49: Lapse 12/31/24 CBS-4581	600,000.00	600,000.00		87,492.91		138,579.74	373,927.35
MOLOKAI ATHLETIC COMPLEX							
SH16-323-369511:	400,000.00	400,000.00				399,980.00	20.00
	<b>17,155,048.00</b>	<b>17,193,412.00</b>	<b>4,690,278.77</b>	<b>1,370,245.64</b>	<b>841,071.05</b>	<b>7,822,330.39</b>	<b>2,469,486.15</b>
<b>TOTAL Parks and Recreation</b>	<b>127,277,237.17</b>	<b>121,552,431.96</b>	<b>19,541,815.05</b>	<b>21,669,597.44</b>	<b>5,268,214.58</b>	<b>60,539,274.87</b>	<b>14,533,530.02</b>

**County of Maui**  
**Capital Improvement Projects Report (Excluding Department of Water Supply)**  
**As of 6/30/2024**

<b>13-907 Roads</b>	<b>Original Appropriation</b>	<b>Alloted To Date</b>	<b>Expenditure Prior Years</b>	<b>Expenditure Current Year</b>	<b>Amount Lapsed</b>	<b>Encumbrance</b>	<b>Allotment Balance</b>
<b>Hana Community Plan Area</b>							
KALEPA ROCKFALL REPAIRS							
HY20-302-301392: Lapse 12/31/20 CBS-2779	350,000.00	350,000.00	97,370.49	23,423.27	149,349.76	79,856.48	
GO23-377-320270: Lapse 12/31/22 CBS-2779	4,250,000.00	3,892,244.08	244.08			3,892,000.00	
KOUKOUAI BRIDGE REPLACEMENT							
GO21-375-301251: Lapse 12/31/20 CBS-1046	1,999,527.59	1,437,634.41	1,432,838.24			4,796.17	
KALEPA REVETMENT/SEAWALL							
GO21-375-310287: Lapse 12/31/21 CBS-3183	419,816.00	419,816.00	108,173.12	41,232.74		270,410.14	
HY23-302-330090: Lapse 12/31/23 CBS-3183	700,000.00	700,000.00	150.00			699,850.00	
MAKA'AKAE RD RESURFACING							
GO21-375-390276: Lapse 12/31/19 CBS-5484	549,820.42	493,980.00		493,980.00			
PIILANI HWY SLOPE NUANUALOA							
GO21-375-310286: Lapse 12/31/21 CBS-6088	1,350,000.00	1,350,000.00	1,333,792.00			16,208.00	
KEANAE ROAD SAFETY IMPROVEMENT							
SH19-323-390022:	2,000,000.00	2,000,000.00					2,000,000.00
EAST MAUI ROCKFL & EMBNK REPR							
GO23-377-340C87: Lapse 12/31/24 CBS-7870	3,900,000.00	3,641,736.00		827,398.00		2,814,338.00	
	<b>15,519,164.01</b>	<b>14,285,410.49</b>	<b>2,972,567.93</b>	<b>1,386,034.01</b>	<b>149,349.76</b>	<b>7,777,458.79</b>	<b>2,000,000.00</b>
<b>Paia-Haiku Community Plan Area</b>							
BALDWIN AVE PUBLIC PRKG LOT IM							
GF21-301-310093: Lapse 12/31/21 CBS-6096	200,000.00	200,000.00	72,026.00	7,295.00	97,700.00	22,979.00	
KAUPAKALUA RD PAVEMENT RECONS							
DOT18-325-389020: #STP-STP-0365(0 10)	4,600,000.00	4,212,290.64	3,789,663.66				422,626.98
GO18-373-389259: Lapse 12/31/18 CBS-1066	1,549,531.44	1,549,531.44	1,428,399.95		85,703.24	35,428.25	
GO20-374-389275: Lapse 12/31/18 CBS-1066	850,468.56	81,466.99	81,066.99		.01	399.99	
GO21-375-301242: Lapse 12/31/20 CBS-1066	2,187,658.57	671,824.90	380,289.89			291,535.01	
HAIKU RD SLOPE STABILITY IMPRV							
GO23-377-326201: Lapse 12/31/22 CBS-4597	5,499,950.00	2,693,167.92	391.25			2,692,776.67	
HAIKU RD GUARDRAIL/SHLDR IMPR							
HY20-302-301400: Lapse 12/31/20 CBS-4597	200,000.00	200,000.00	46,738.94			153,261.06	
REPAIR OF KAUPAKALUA RD/LEPO							
GO23-377-330292: Lapse 12/31/23 CBS-6661	2,300,000.00	2,193,019.48				2,193,019.48	
N SHORE GREENWAY PHASE 4							
DOT18-325-389025: #STP-STP-0900(0 89)	1,407,904.00	1,574,135.60	1,516,429.16				57,706.44
	<b>18,795,512.57</b>	<b>13,375,436.97</b>	<b>7,315,005.84</b>	<b>7,295.00</b>	<b>183,403.25</b>	<b>5,389,399.46</b>	<b>480,333.42</b>
<b>Makawao-Pukalani-Kula Community Plan Area</b>							
PUKALANI TERRACE SDV PAVE RECO							
HY19-302-390088: Lapse 12/31/19 CBS-3194	1,000,000.00	1,000,000.00	938,599.07		157.00	61,243.93	
GO21-375-301252: Lapse 12/31/20 CBS-3194	1,992,662.85	1,623,817.86	1,332,372.73			291,445.13	
MAK/MAKANI ROAD IMPROVEMENTS							
HY06-302-367010: Lapse 12/31/06	600,000.00	600,000.00	475,375.98	68,565.25		56,058.77	

**County of Maui**  
**Capital Improvement Projects Report (Excluding Department of Water Supply)**  
**As of 6/30/2024**

<b>13-907 Roads</b>	<b>Original Appropriation</b>	<b>Alloted To Date</b>	<b>Expenditure Prior Years</b>	<b>Expenditure Current Year</b>	<b>Amount Lapsed</b>	<b>Encumbrance</b>	<b>Allotment Balance</b>
O HALEA HWY TRAFFIC SIG'L UPGR HY20-302-301390: Lapse 12/31/20 CBS-2771	200,000.00	200,000.00	137,502.12		7,817.21	54,680.67	
HALEAKALA HWY INTERSEC IMPR SH14-323-345410:	2,000,000.00	1,250,000.00					1,250,000.00
KOKOMO RD/MAK AVE PVMNT PH2 DOT17-325-376740: #STP-STP-0900(0 86)	7,240,600.00	4,829,244.96	4,752,608.14				76,636.82
BALDWIN AVE RESURFACING DOT14-325-345403: #STP-STP-0390(0 01)	2,261,738.00	2,261,738.00	2,259,236.17				2,501.83
MAKAWAO AVE PAVEMENT RECON DOT22-325-320083: #STP-STP-0365(0 12) DOT23-325-330181: #STP-STP-0365 (012)	7,760,000.00	7,760,000.00 6,621,801.41				5,450,479.85	7,760,000.00 1,171,321.56
	<b>23,055,000.85</b>	<b>26,146,602.23</b>	<b>9,895,694.21</b>	<b>68,565.25</b>	<b>7,974.21</b>	<b>5,913,908.35</b>	<b>10,260,460.21</b>
<b>Wailuku-Kahului Community Plan Area</b>							
KAHEKILI HIGHWAY SLOPE REPAIR HY22-302-320074: Lapse 12/31/22 CBS-6060	400,000.00	400,000.00		5,517.58		394,482.42	
WAIKO RD IMPRV-CONSOL BSYRDS PV22-329-320094:		393,650.00					393,650.00
WAIALE RD IMP (KAOHU-WAIINU) GO21-375-390286: Lapse 12/31/19 CBS-1919	139,745.00	139,745.00	35,570.00			104,175.00	
C MAUI SIGNAL UPGRADE HY17-302-378402: Lapse 12/31/17 CBS-1945	270,000.00	270,000.00	148,600.00	92,006.50	21,200.00	8,193.50	
WAIALE RD EXTENSION GO22-376-320280: Lapse 12/31/22 CBS-1069	3,307,534.03	3,307,534.03	426,352.37	430,975.66		2,450,206.00	()
WAKEA/KAMEHAMEHA INTRSEC IMPRV GO21-375-301269: Lapse 12/31/20 CBS-1916 DOT23-325-330123: #STP-STP-0900 (104)	250,000.00 2,049,321.33	246,600.00 2,393,168.75	194,937.04	6,832.13 284,988.06		44,830.83 1,967,400.88	140,779.81
IMI KALA EXTENSION HY23-302-330095: Lapse 12/31/23 CBS-3179	1,000,000.00	1,000,000.00		173,081.00	173,809.00	653,110.00	
130 IAO VALLEY RD WALL/RAIL RP GF23-301-330094: Lapse 12/31/23 CBS-7236	500,000.00	500,000.00	58,746.60	107,462.25	130,525.00	203,266.15	
WAIALE RD IMP AT WAIINU ROAD HY19-302-390100: Lapse 12/31/19 CBS-1018 HY20-302-301410: Lapse 12/31/20 CBS-1018	300,000.00 100,000.00	300,000.00 100,000.00	83,611.25		5,384.00	216,388.75 94,616.00	
MAHANA ESTATES TRAFFIC IMPACT PV22-329-320096:		178,500.00					178,500.00
MAUI LANI PARKWAY EXTENSION GO23-377-340288: Lapse 12/31/24 CBS-7872	1,000,000.00						
MILL STREET PVMNT RECONSTRUCT DOT21-325-310120: #STP-STP-3840(0 CBS-5057	4,300,000.00	4,439,246.71	1,878,630.66	736,225.63		1,696,858.18	127,532.24
HANSEN RD PAVEMENT RECONS DOT15-325-356700: #STP-STP-3600(0 01)	3,500,000.00	3,919,875.20	3,827,052.65				92,822.55

**County of Maui**  
**Capital Improvement Projects Report (Excluding Department of Water Supply)**  
**As of 6/30/2024**

<b>13-907 Roads</b>	<b>Original Appropriation</b>	<b>Alloted To Date</b>	<b>Expenditure Prior Years</b>	<b>Expenditure Current Year</b>	<b>Amount Lapsed</b>	<b>Encumbrance</b>	<b>Allotment Balance</b>
KAMEHAMEHA AVE PAVEMENT REHAB DOT13-325-337504: #STP-STP-0900 (079)	3,727,251.98	3,717,059.29	2,839,876.17			198,799.13	678,383.99
PAVEMENT REHAB S MAUI ROADS DOT18-325-389800: #STP-STP-0900(0 90)	5,448,985.87	4,138,107.74	3,802,220.25				335,887.49
ONEHEE AVE IMPROVEMENTS DOT22-325-320082: #STP-STP-3960(0 CBS-5499	8,138,273.00	6,703,244.21	3,280,830.30	1,864,506.67		722,965.66	834,941.58
LONO AVENUE EXTENSION HY19-302-390102: Lapse 12/31/19 CBS-5054	300,000.00	300,000.00	140,432.95		5,950.00	153,617.05	
	<b>34,731,111.21</b>	<b>32,446,730.93</b>	<b>16,716,860.24</b>	<b>3,701,595.48</b>	<b>336,868.00</b>	<b>8,908,909.55</b>	<b>2,782,497.66</b>
<b>Kihei-Makena Community Plan Area</b>							
S.KIHEI RD DW IMPR (PIIKEA-KU) HY19-302-390086: Lapse 12/31/19 CBS-XXXX	200,000.00	200,000.00	191,982.00	8,018.00			
GO21-375-301294: Lapse 12/31/20 CBS-5485	1,900,000.00	1,479,382.16	9,033.80			1,470,348.36	( )
OHUKAI RD SDWLK IMPRV GO21-375-301295: Lapse 12/31/20 CBS-5492	600,000.00	600,000.00	2,618.40			597,381.60	
KIHEI BIKEWAY PHASE 2 PV16-329-367579:	46,531.00	46,531.00	727.87			45,803.13	
SOUTH KIHEI RD PAVEMENT REHAB DOT21-325-310115: #STP-STP-3100(0 CBS-5515	6,230,000.00	5,361,238.36	3,961,492.36	1,321,484.30			78,261.70
DOT23-325-330184: #STP-STP-3100 (016)		2,073,400.40		713,826.58		1,359,573.82	
NS COLLECTOR RD (WAIPUILANI-) GO22-376-320273: Lapse 12/31/22 CBS-2309	463,641.00	463,641.00	270,000.00			193,641.00	
NS COLLECTOR ROAD (NAMAUU-KUL) GO21-375-390285: Lapse 12/31/19 CBS-2309	500,000.00	478,866.00	391,432.69			87,433.31	
GO21-375-301293: Lapse 12/31/20 CBS-2309	1,000,000.00	970,740.00				970,740.00	
BY21-304-310088: Lapse 12/31/21 CBS-2309	250,000.00	250,000.00				250,000.00	
HY21-302-310089: Lapse 12/31/21 CBS-2309	500,000.00	500,000.00				500,000.00	
	<b>11,690,172.00</b>	<b>12,423,798.92</b>	<b>4,827,287.12</b>	<b>2,043,328.88</b>	<b>0.00</b>	<b>5,474,921.22</b>	<b>78,261.70</b>
<b>West Maui Community Plan Area</b>							
WM ROADWAY IMPRV MTV GRANT PV15-329-356575:	715,000.00	715,000.00	167,900.00				547,100.00
PV16-329-367575:	1,700,000.00	1,700,000.00					1,700,000.00
L HONOAPIILANI RD COMPLETE STR GF22-301-320075: Lapse 12/31/22 CBS-6643	500,000.00	500,000.00	289,123.15	25,000.00		185,876.85	
LOWER HONOAPIILANI RD EROSION GF24-301-340089: Lapse 12/31/24 CBS-5509	350,000.00	350,000.00					350,000.00
FRONT STREET IMPROVEMENTS GO21-375-390273: Lapse 12/31/19 CBS-1946	620,781.57	620,781.57	433,394.86	149,565.75		37,820.96	
COM 2023 SEVERE WEATHR -LAHAIN FF24-321-340134: ER-2 R-26 (005)	940,000.00	940,000.00					940,000.00
WM GREENWAY PILOT PRJ							

**County of Maui**  
**Capital Improvement Projects Report (Excluding Department of Water Supply)**  
**As of 6/30/2024**

<b>13-907 Roads</b>	<b>Original Appropriation</b>	<b>Alloted To Date</b>	<b>Expenditure Prior Years</b>	<b>Expenditure Current Year</b>	<b>Amount Lapsed</b>	<b>Encumbrance</b>	<b>Allotment Balance</b>
BY17-304-378406: Lapse 12/31/17 CBS-3240 WEST MAUI GREENWAY	300,000.00	300,000.00	153,844.38			146,155.62	
GF24-301-340090: Lapse 12/31/24 CBS-7897	240.00	240.00					240.00
BY24-304-340091: Lapse 12/31/24 CBS-7897 KAHANA NUI BRIDGE REPLCMNT	199,760.00	199,760.00					199,760.00
GO21-375-301248: Lapse 12/31/20 CBS-1040 PAPALUA ST TRAFFIC SIGNAL UPGR	1,074,252.98	1,066,082.86	486,229.74	481,428.03	7,626.05	90,799.04	
DOT22-325-320081: #STP-STP-3960(0 01)	1,576,000.00	1,617,540.96		1,195.58		1,503,884.85	112,460.53
	<b>7,976,034.55</b>	<b>8,009,405.39</b>	<b>1,530,492.13</b>	<b>657,189.36</b>	<b>7,626.05</b>	<b>1,964,537.32</b>	<b>3,849,560.53</b>
<b>Countywide</b>							
<b>CW BIKEWAY IMPROVEMENTS</b>							
BY16-304-367C31: Lapse 12/31/16 CBS-1036	150,000.00	150,000.00	72,521.13			77,478.87	
BY18-304-389C49: Lapse 12/31/18 CBS-1036	97,276.00	97,276.00	14,813.16		6,329.84	76,133.00	()
BY20-304-301C80: Lapse 12/31/20 CBS-1036	387,208.00	387,208.00	339,286.07	11,536.00	36,385.93		
<b>CW SIDEWALK IMPROVEMENTS</b>							
HY13-302-331133: Lapse 12/31/13 CBS-1037	500,000.00	500,000.00	446,655.16		45,328.87	8,015.97	
HY19-302-390C78: Lapse 12/31/19 CBS#1037	490,000.00	490,000.00	453,982.00	6,600.00	23,877.00	5,541.00	
HY20-302-301C85: Lapse 12/31/20 CBS-1037	745,000.00	745,000.00	299,931.51	20,680.00	294,228.49	130,160.00	
<b>CW BRIDGE IMPROVEMENTS</b>							
HY14-302-345332: Lapse 12/31/14 CBS-1031	295,000.00	295,000.00	154,799.56	2,613.01	418.70	137,168.73	
HY16-302-367C22: Lapse 12/31/16 CBS-1031	370,000.00	370,000.00	218,343.38	29,527.12	122,129.50		
HY19-302-390C76: Lapse 12/31/19 CBS#1031	220,000.00	220,000.00	189,537.23	27,420.00	3,042.77		
HY20-302-301C83: Lapse 12/31/20 CBS-1031	600,000.00	600,000.00	357,361.30	47,300.00	109,756.11	85,582.59	
<b>PAIA SCHOOL SAFE ROUTES TO SCH</b>							
DOT19-325-390095: #STP-SRS-0900(0 91)	1,226,784.55	1,226,784.55	1,016,727.22			54,204.09	155,853.24
<b>CW SAFETY IMPROVEMENTS</b>							
HY13-302-331132: Lapse 12/31/13 CBS-1024	600,000.00	600,000.00	550,441.47		22,959.77	26,598.76	
HY18-302-389C51: Lapse 12/31/18 CBS-1024	500,000.00	500,000.00	325,822.83	2,140.00	116,102.17	55,935.00	
HY19-302-390C75: Lapse 12/31/19 CBS-1024	850,000.00	850,000.00	732,549.97		64,277.13	53,172.90	
HY20-302-301C82: Lapse 12/31/20 CBS-1024	1,060,000.00	1,060,000.00	426,740.63	1,000.00	498,780.64	133,478.73	
<b>CW TRAFFIC/SAFETY PROGRAM</b>							
BY21-304-310C79: Lapse 12/31/21 CBS-6067	50,000.00	50,000.00	33,085.00	7,185.00	7,995.00	1,735.00	
HY21-302-310C82: Lapse 12/31/21 CBS-6067	1,720,000.00	1,720,000.00	976,875.14	32,686.63	246,102.75	464,335.48	
HY22-302-320C66: Lapse 12/31/22 CBS-6067	1,814,700.00	1,814,700.00	869,745.00	606,553.56	11,620.02	326,781.42	()
HY23-302-330C85: Lapse 12/31/23 CBS-6067	1,682,000.00	1,682,000.00	197,174.95	688,900.05	167,013.59	628,911.41	
HY24-302-340C83: Lapse 12/31/24 CBS-6067	4,207,334.00	4,207,334.00		234,557.76		1,975,802.21	1,996,974.03
<b>CW RD RESURFACING/PAVEMENT PR</b>							
HY14-302-345333: Lapse 12/31/14 CBS-1023	5,546,744.00	5,546,744.00	5,404,729.31		56,526.05	85,488.64	
HY17-302-378C74: Lapse 12/31/17 CBS-1023	5,634,267.00	5,634,267.00	4,799,327.07	22,172.56	393,823.12	418,944.25	
HY19-302-390C74: Lapse 12/31/19 CBS#1023	6,266,792.00	6,266,792.00	5,792,892.01		350,503.46	123,396.53	
HY20-302-301C81: Lapse 12/31/20 CBS-1023	5,676,267.00	5,676,267.00	5,050,673.64	218,381.89	75,274.68	331,936.79	
HY21-302-310C81: Lapse 12/31/21 CBS-1023	6,250,000.00	6,250,000.00	2,788,688.66	1,419,375.48	116,449.91	1,925,485.95	
HY22-302-320C65: Lapse 12/31/22 CBS-1023	6,215,798.00	6,215,798.00	1,505,294.24	1,560,267.69	143,989.41	3,006,246.66	
GO22-376-320C68: Lapse 12/31/22 CBS-1023	972,391.33	972,391.33	457,609.54	514,781.79			

**County of Maui**  
**Capital Improvement Projects Report (Excluding Department of Water Supply)**  
**As of 6/30/2024**

<b>13-907 Roads</b>	<b>Original Appropriation</b>	<b>Alloted To Date</b>	<b>Expenditure Prior Years</b>	<b>Expenditure Current Year</b>	<b>Amount Lapsed</b>	<b>Encumbrance</b>	<b>Allotment Balance</b>
GF22-301-320C69: Lapse 12/31/22 CBS-1023	284,202.00	284,202.00	204,752.00	79,450.00			
GO23-377-326C68: Lapse 12/31/22 CBS-1023	2,577,608.67	2,577,608.67				2,577,608.67	
HY23-302-330C84: Lapse 12/31/23 CBS-1023	6,730,000.00	6,730,000.00	771,856.12	2,694,834.61		3,263,309.27	
GO23-377-330C89: Lapse 12/31/23 CBS-1023	5,050,000.00	5,049,502.50	264,043.73	475,323.08		4,310,135.69	
HY24-302-340C82: Lapse 12/31/24 CBS-1023	7,000,000.00	7,000,000.00		1,006,705.24		2,447,944.87	3,545,349.89
GO23-377-340C85: Lapse 12/31/24 CBS-1023	8,050,000.00	2,561,729.03		1,050,178.00		1,511,551.03	
<b>CW TRAFFIC CALMING PROGRAM</b>							
HY20-302-301C84: Lapse 12/31/20 CBS-1035	500,000.00	500,000.00	199,645.02		295,354.98	5,000.00	
<b>KEA ST PAVEMENT RECONSTRUCTION</b>							
DOT19-325-390710: #STP-STP-0900(0 93)	1,848,134.52	1,848,134.52	1,569,563.95				278,570.57
<b>OLD HALEAKALA HWY TRAFFICE SIG</b>							
DOT20-325-300825: #STP-STP-0357(0 CBS-2771	510,256.00	577,317.71	278,800.67	10,149.18		285,784.49	2,583.37
<b>KAUPAKALUA RD PVMNT RECON PH-2</b>							
DOT19-325-390720: #STP-STP-0365(0 11)	5,850,521.72	4,642,153.77	3,996,952.65	306.36			644,894.76
<b>CW FEDERAL AID PROGRAM</b>							
GO21-375-310C88: Lapse 12/31/21 CBS-5022	5,477,038.42	5,477,038.42	3,871,866.69	228,696.64		1,376,475.09	
GO22-376-315C88: Lapse 12/31/21 CBS-5022	5,414,596.83	4,129,633.44	1,991,107.48	1,401,973.59		736,552.37	
HY22-302-320C64: Lapse 12/31/22 CBS-5022	400,000.00	400,000.00	292,081.00	107,919.00			
GO22-376-320C67: Lapse 12/31/22 CBS-5022	2,526,662.23	2,526,662.23	1,421,267.54	462,462.16		642,932.53	
GO23-377-326C67: Lapse 12/31/22 CBS-5022	5,652,337.77	2,334,092.77	563,652.19	106,245.79		1,664,194.79	
HY23-302-330C83: Lapse 12/31/23 CBS-5022	5,038,000.00	5,038,000.00	271,440.77	1,620,374.65	587,727.51	2,558,457.07	
GO23-377-330C90: Lapse 12/31/23 CBS-5022	3,919,000.00	2,249,919.96		22,056.80		2,227,863.16	
HY24-302-340C81: Lapse 12/31/24 CBS-5022	4,221,000.00	4,221,000.00				676,738.96	3,544,261.04
<b>SAFE ROUTES TO SCH PRG</b>							
SH19-323-399510: CBS-2772	275,000.00	97,584.27	94,183.25				3,401.02
SH20-323-301510: CBS-2772	275,000.00	166,780.38	15,008.85				151,771.53
<b>ASSESSMENT OF COM COASTAL RDS</b>							
DOT20-325-300810: #STP-STP-0900(1 01)	560,000.00	527,268.00					527,268.00
<b>KAHANA NUI BRIDGE REPLCMNT</b>							
DOT20-325-300830: #STP-BR-3080(00 CBS-1040	4,345,007.00	4,354,007.00	1,913,789.51	1,846,116.53		464,197.48	129,903.48
<b>C MAUI SUB-AREA TRANSPORT STUD</b>							
DOT20-325-300835: #STP-SPR-0010(0 CBS-5538		466,400.00	400,000.00				66,400.00
<b>IOLANI/LOHA/MAKANI RD PVMNT</b>							
DOT21-325-310100: #STP-STP-0900(0 CBS-5511	10,500,000.00	10,725,898.22	6,807,268.96	368,160.76		3,216,562.48	333,906.02
<b>SOH OLD HALEAKALA HWY SDWLK</b>							
SH19-323-399515:		3,000,000.00				1,962,628.00	1,037,372.00
<b>CW BRIDGE/DRAINAGE PROGRAM</b>							
HY21-302-310C80: Lapse 12/31/21 CBS-6069	2,850,000.00	2,850,000.00	1,529,262.26	23,152.03	1,007,243.47	290,342.24	
	<b>143,981,927.04</b>	<b>134,462,494.77</b>	<b>59,932,149.82</b>	<b>16,957,782.96</b>	<b>4,803,240.87</b>	<b>40,350,812.17</b>	<b>12,418,508.95</b>
<b>TOTAL Roads</b>	<b>255,748,922.23</b>	<b>241,149,879.70</b>	<b>103,190,057.29</b>	<b>24,821,790.94</b>	<b>5,488,462.14</b>	<b>75,779,946.86</b>	<b>31,869,622.47</b>

**County of Maui**  
**Capital Improvement Projects Report (Excluding Department of Water Supply)**  
**As of 6/30/2024**

<b>13-908 Solid Waste Facilities</b>	<b>Original Appropriation</b>	<b>Alloted To Date</b>	<b>Expenditure Prior Years</b>	<b>Expenditure Current Year</b>	<b>Amount Lapsed</b>	<b>Encumbrance</b>	<b>Allotment Balance</b>
<b>Wailuku-Kahului Community Plan Area</b>							
CML SYS CONTROL & DATA ACQ							
SW19-305-390024: Lapse 12/31/19 CBS-3181	300,000.00	300,000.00	242,456.00		30,160.00	27,384.00	
CML PH VB EXT LEACHATE RECIRC							
GO21-375-301216: Lapse 12/31/20 CBS-5495	650,000.00	650,000.00	144,956.28			505,043.72	
CML GAS SYSTEM EXPANSION							
SW24-305-340019: Lapse 12/31/24 CBS-7869	50,000.00	50,000.00				50,000.00	
GO23-377-340222: Lapse 12/31/24 CBS-7869	400,000.00	400,000.00				400,000.00	
CML GAS COLLECTION SYST RELIAB							
SW22-305-320016: Lapse 12/31/22 CBS-6639	320,000.00	320,000.00	128,467.84	174,722.22	167.00	16,642.94	
GO23-377-330220: Lapse 12/31/23 CBS-6639	2,000,000.00	2,000,000.00		805,966.50		1,194,033.50	
CML COMPREHENSIVE ENV IMP STAT							
SW23-305-330016: Lapse 12/31/23 CBS-6640	500,000.00	500,000.00	25,205.09	57,079.19		417,715.72	
SW24-305-340018: Lapse 12/31/24 CBS-6640	300,000.00	300,000.00				132,023.78	167,976.22
CML OPERATIONS FACILITIES							
SW23-305-330018: Lapse 12/31/23 CBS-2721	250,000.00	250,000.00	83,571.00	157,015.00		9,414.00	
INT COM GREENWASTE & BIOSOLIDS							
SW23-305-330019: Lapse 12/31/23 CBS-7252	1,100,000.00	1,100,000.00	72,220.50	1,027,779.50			
SW24-305-340021: Lapse 12/31/24 CBS-7252	2,000,000.00	2,000,000.00					2,000,000.00
CML LAND PURCHASE							
GO21-375-390246: Lapse 12/31/19 CBS-3567	248,552.09	248,552.09	29,933.60	34,454.25		184,164.24	
GO21-375-301215: Lapse 12/31/20 CBS-3567	2,000,000.00	1,994,910.00	1,778,089.50	104,307.50		112,513.00	
GO23-377-340223: Lapse 12/31/24 CBS-3567	2,000,000.00						
CML PHASES IV&V FINAL CLOSURE							
GO21-375-310223: Lapse 12/31/21 CBS-1099	324,950.00	324,950.00	94,765.50	44,315.00		185,869.50	
CML KALIALINUI GULCH CROSSING							
SW24-305-340020: Lapse 12/31/24 CBS-7235	250,000.00	250,000.00				249,900.00	100.00
LAHAINA WILDFIRE DISPOSAL SITE							
SW24-305-340159: Lapse 12/31/24 CBS-XXXX	4,575,000.00	4,575,000.00		941,415.00		2,659,327.00	974,258.00
CML PHASE IIIB LATERAL EXP							
GO22-376-320215: Lapse 12/31/22 CBS-6635	250,000.00	250,000.00	248,535.50			1,464.50	
GO23-377-330222: Lapse 12/31/23 CBS-6635	13,500,000.00	13,500,000.00	664,800.00	3,675,240.43		9,159,959.57	
CML PH II/III INTERFC DEVT							
GO22-376-320214: Lapse 12/31/22 CBS-6634	824,945.42	824,945.42	761,935.59	31,705.61	31,199.84	104.38	
GO23-377-340224: Lapse 12/31/24 CBS-6634	1,200,000.00	799,995.00		214,325.00		585,670.00	
	<b>33,043,447.51</b>	<b>30,638,352.51</b>	<b>4,274,936.40</b>	<b>7,268,325.20</b>	<b>61,526.84</b>	<b>15,891,229.85</b>	<b>3,142,334.22</b>
<b>West Maui Community Plan Area</b>							
OLOWALU LF SITE RESTORATION							
SW18-305-389717: Lapse 12/31/18 CBS-2725	950,000.00	950,000.00	902,977.23		40.72	46,982.05	
<b>Lanai Community Plan Area</b>							
LANAI LANDFILL GROUND H2O EXEM							

**County of Maui**  
**Capital Improvement Projects Report (Excluding Department of Water Supply)**  
**As of 6/30/2024**

	Original Appropriation	Alloted To Date	Expenditure Prior Years	Expenditure Current Year	Amount Lapsed	Encumbrance	Allotment Balance
<b>13-908 Solid Waste Facilities</b>							
SW23-305-330012: Lapse 12/31/23 CBS-7238	250,000.00	250,000.00	46,350.54	161,448.09	34,829.00	7,372.37	
<b>Molokai Community Plan Area</b>							
KALAMAULA LF SITE RESTORATION							
SW18-305-389708: Lapse 12/31/18 CBS-2727	230,000.00	230,000.00	117,151.00		1,429.00	111,420.00	
MOLOKAI LF PHASE V EXP							
GO21-375-310218: Lapse 12/31/21 CBS-4606	232,195.00	232,195.00	232,193.44			1.56	
GO22-376-315218: Lapse 12/31/21 CBS-4606	4,767,805.00	4,623,750.00	4,225,075.00	398,675.00			
MOLOKAI LANDFILL MASTER PLAN							
SW24-305-340016: Lapse 12/31/24 CBS-7868	250,000.00	250,000.00		80,975.00		169,025.00	
	<b>5,480,000.00</b>	<b>5,335,945.00</b>	<b>4,574,419.44</b>	<b>479,650.00</b>	<b>1,429.00</b>	<b>280,446.56</b>	<b>0.00</b>
<b>Countywide</b>							
ENV'TAL COMP SYS DSGN/CTNS							
SW20-305-301C00: Lapse 12/31/20 CBS-3182	500,000.00	500,000.00	224,691.45		215,646.64	59,661.91	
SW22-305-320C00: Lapse 12/31/22 CBS-3182	250,000.00	250,000.00	249,314.26	4.57	681.17		
SW23-305-330C00: Lapse 12/31/23 CBS-3182	500,000.00	500,000.00	383,475.03	103,539.67	40.37	12,944.93	
SW24-305-340C00: Lapse 12/31/24 CBS-3182	750,000.00	750,000.00		427,368.04		172,206.74	150,425.22
PARTIAL CLOSURE OF ACTV LNDFLS							
SW24-305-340C01: Lapse 12/31/24 CBS-7867	50,000.00	50,000.00				49,900.00	100.00
	<b>2,050,000.00</b>	<b>2,050,000.00</b>	<b>857,480.74</b>	<b>530,912.28</b>	<b>216,368.18</b>	<b>294,713.58</b>	<b>150,525.22</b>
<b>TOTAL Solid Waste Facilities</b>	<b>41,773,447.51</b>	<b>39,224,297.51</b>	<b>10,656,164.35</b>	<b>8,440,335.57</b>	<b>314,193.74</b>	<b>16,520,744.41</b>	<b>3,292,859.44</b>

**County of Maui**  
**Capital Improvement Projects Report (Excluding Department of Water Supply)**  
**As of 6/30/2024**

<b>13-909 Wastewater Facilities</b>	<b>Original Appropriation</b>	<b>Alloted To Date</b>	<b>Expenditure Prior Years</b>	<b>Expenditure Current Year</b>	<b>Amount Lapsed</b>	<b>Encumbrance</b>	<b>Allotment Balance</b>
<b>Paia-Haiku Community Plan Area</b>							
PAIA WW PUMP STATION MODIFICAT							
WM23-303-330014: Lapse 12/31/23 CBS-3207	150,000.00	150,000.00		20,071.00		129,929.00	
WM24-303-340017: Lapse 12/31/24 CBS-3207	250,000.00	250,000.00				250,000.00	
SPRECKLESVILLE FM REPLACEMENT							
GO21-375-310221: Lapse 12/31/21 CBS-4588	346,520.00	346,520.00	222,369.00	93,189.00		30,962.00	
GO22-376-315221: Lapse 12/31/21 CBS-4588	13,480.00	13,480.00				13,480.00	
GO23-377-330215: Lapse 12/31/23 CBS-4588	3,600,000.00	3,600,000.00				3,600,000.00	
	<b>4,360,000.00</b>	<b>4,360,000.00</b>	<b>222,369.00</b>	<b>113,260.00</b>	<b>0.00</b>	<b>4,024,371.00</b>	<b>0.00</b>
<b>Wailuku-Kahului Community Plan Area</b>							
WAI-KAH EPA COMP SEWER REHAB							
WM18-303-389715: Lapse 12/31/18 CBS-1131	1,000,000.00	1,000,000.00	630,152.87			369,847.13	
WM19-303-390025: Lapse 12/31/19 CBS-1131	2,000,000.00	2,000,000.00	318,273.19		90,992.50	1,590,734.31	
WM20-303-301324: Lapse 12/31/20 CBS-1131	4,000,000.00	4,000,000.00	149,390.00	7,885.00	3,728,800.00	113,925.00	
GO21-375-310229: Lapse 12/31/21 CBS-1131	137,800.00	137,800.00	68,218.00	3,977.00		65,605.00	
WM23-303-330028: Lapse 12/31/23 CBS-1131	1,000,000.00	1,000,000.00		100,800.00	236,716.00	662,484.00	
GO23-377-340228: Lapse 12/31/24 CBS-1131	1,000,000.00						
UPPER WAIKO ROAD SEWER EXTENS							
WM23-303-330023: Lapse 12/31/23 CBS-3204	150,000.00	150,000.00		68,795.40		81,204.60	
WAIKO RD SUBDIV SEWER SYSTEM							
GO21-375-310230: Lapse 12/31/21 CBS-1158	500,000.00	500,000.00	181,246.45	21,332.72		297,420.83	
WAI-KAH RECYCLED WTR FM							
WM18-303-389716: Lapse 12/31/18 CBS-1171	500,000.00	500,000.00	192,834.15	84,488.93	43.00	222,633.92	
GO21-375-301223: Lapse 12/31/20 CBS-1171	500,000.00	494,640.00	18,631.07			476,008.93	
GO22-376-310231: Lapse 12/31/21 CBS-1171	750,000.00	750,000.00				750,000.00	
WAIIEHU KOU WW PUMP STATION MOD							
WM23-303-330024: Lapse 12/31/23 CBS-5526	200,000.00	200,000.00		200,000.00			
WM24-303-340026: Lapse 12/31/24 CBS-5526	200,000.00	200,000.00		68,386.89		131,613.11	
C MAUI REGIONAL WWRF/WAIKAPU							
GO22-376-315228: Lapse 12/31/21 CBS-3206	1,953,689.88	1,953,680.00	567,194.38	555,101.99		831,383.63	()
SH22-323-320080: CBS-3206		3,500,000.00				3,500,000.00	
KAHULUI BEACH RD SEWER LINE							
GO23-377-340227: Lapse 12/31/24 CBS-7234	1,500,000.00	3,000.00		3,000.00			
WAIKAPU/WAILUKU DIV GRAV SEWER							
WM23-303-330025: Lapse 12/31/23 CBS-6084	1,000,000.00	1,000,000.00		9,882.54		990,117.46	
WAIKAPU/WAILUKU DIV PS AND FM							
WM23-303-330026: Lapse 12/31/23 CBS-6083	1,000,000.00	1,000,000.00		10,604.22		989,395.78	
WAI-KAH SOIL AQUIFER TRTMNT							
WM20-303-301326: Lapse 12/31/20 CBS-5033	1,350,000.00	1,350,000.00	83,288.11	22,004.79	350,000.00	894,707.10	
WAI-KAH RECYCLED WTR PS							
WM20-303-301327: Lapse 12/31/20 CBS-5034	600,000.00	600,000.00	8,409.57			591,590.43	
WAILUKU WW PUMP STATION MOD							

**County of Maui**  
**Capital Improvement Projects Report (Excluding Department of Water Supply)**  
**As of 6/30/2024**

<b>13-909 Wastewater Facilities</b>	<b>Original Appropriation</b>	<b>Alloted To Date</b>	<b>Expenditure Prior Years</b>	<b>Expenditure Current Year</b>	<b>Amount Lapsed</b>	<b>Encumbrance</b>	<b>Allotment Balance</b>
WM23-303-330027: Lapse 12/31/23 CBS-2323 WAI-KAH EPA COMPL SEWER REHAB	500,000.00	500,000.00			278,084.00	221,916.00	
WM22-303-320018: Lapse 12/31/22 CBS-1146	2,000,000.00	2,000,000.00	19,902.92	20,290.08	1,547,705.00	412,102.00	
WM22-303-320020: Lapse 12/31/22 CBS-1146	250,000.00	250,000.00	39,180.00	23,130.00	115,800.00	71,890.00	
HOO HUI ANA WW PUMP STATN MOD							
WM24-303-340025: Lapse 12/31/24 CBS-3212	400,000.00	400,000.00					400,000.00
	<b>22,491,489.88</b>	<b>23,489,120.00</b>	<b>2,276,720.71</b>	<b>1,199,679.56</b>	<b>6,348,140.50</b>	<b>13,264,579.23</b>	<b>400,000.00</b>
<b>Kihei-Makena Community Plan Area</b>							
KAIOLA PL SEWER EXPANSION							
WM22-303-320004: Lapse 12/31/22 CBS-5032	100,000.00	100,000.00	58,728.03	41,271.97			
GO23-377-340213: Lapse 12/31/24 CBS-5032	1,000,000.00						
KIHEI WW PUMP STATION NO. 5							
WM24-303-340010: Lapse 12/31/24 CBS-3568	600,000.00	600,000.00					600,000.00
KIHEI NO.6 FM REPLCMNT							
WM22-303-320005: Lapse 12/31/22 CBS-2729	650,000.00	650,000.00		132,024.24		517,975.76	
WM24-303-340006: Lapse 12/31/24 CBS-2729	400,000.00	400,000.00					400,000.00
KIHEI WWPS NO.2 MODIFI/UPGRADE							
WM22-303-320007: Lapse 12/31/22 CBS-5519	200,000.00	200,000.00	17,873.31	48,916.74	90,197.00	43,012.95	
WM24-303-340007: Lapse 12/31/24 CBS-5519	350,000.00	350,000.00					350,000.00
KIHEI WWPS #7 RELOCATION							
GO23-377-320208: Lapse 12/31/22 CBS-3570	800,000.00	799,977.00	53,462.20	167,441.30		579,073.50	
WM24-303-340011: Lapse 12/31/24 CBS-3570	1,100,000.00	1,100,000.00				867,094.00	232,906.00
KIHEI WW PUMP STATION NO. 6							
WM24-303-340009: Lapse 12/31/24 CBS-3569	1,000,000.00	1,000,000.00					1,000,000.00
KIHEI NO.7 FM REPLACE							
SH/LN-341-310016: Lapse 12/31/21 CBS-2322	1,800,000.00	1,800,000.00	1,406,093.99	393,906.01			
SH/LN-341-320010: Lapse 12/31/22 CBS-2322	900,000.00	900,000.00		560,997.51	339,002.49		
KIHEI NO.4 FM REPLACEMENT							
GO21-375-310213: Lapse 12/31/21 CBS-3564	300,000.00	300,000.00		88,186.16		211,813.84	
KIHEI LAND APPLICATION SYSTEM							
GO22-376-310214: Lapse 12/31/21 CBS-5520	1,000,000.00	241,549.00	17,141.78			224,407.22	
KIHEI-MAKENA SEWER EXP							
GO21-375-301224: Lapse 12/31/20 CBS-6064	848,778.74	435,757.80	357,819.98	14,115.44	31,249.80	32,572.58	
GO22-376-310211: Lapse 12/31/21 CBS-6064	3,600,000.00	3,282,252.00	177,026.09	3,030,225.91	25,000.00	50,000.00	
KIHEI WWRF GRIT SYS REPLACE							
GO23-377-330210: Lapse 12/31/23 CBS-5026	4,000,000.00	599,991.00				599,991.00	
KIHEI IN-PLANT/EFFLUENT PS UPG							
WM20-303-301306: Lapse 12/31/20 CBS-5029	750,000.00	750,000.00	633,221.12	4,175.57		112,603.31	
GO22-376-310210: Lapse 12/31/21 CBS-5029	1,500,000.00	1,500,000.00	739,594.04	647,486.80	112,919.16		
KIHEI NO.3 FM REPLCMNT							
WM20-303-301307: Lapse 12/31/20 CBS-3563	480,000.00	480,000.00	243,721.27	65,698.94	717.00	169,862.79	
GO23-377-330209: Lapse 12/31/23 CBS-3563	4,800,000.00	4,800,000.00				4,800,000.00	

**County of Maui**  
**Capital Improvement Projects Report (Excluding Department of Water Supply)**  
**As of 6/30/2024**

<b>13-909 Wastewater Facilities</b>	<b>Original Appropriation</b>	<b>Allotted To Date</b>	<b>Expenditure Prior Years</b>	<b>Expenditure Current Year</b>	<b>Amount Lapsed</b>	<b>Encumbrance</b>	<b>Allotment Balance</b>
KIHEI WWPS NO.9 MODI/UPGRD							
GO23-377-320209: Lapse 12/31/22 CBS-5028	2,300,000.00	2,300,000.00	175,974.88	305,447.15		1,818,577.97	
GO23-377-340214: Lapse 12/31/24 CBS-5028	500,000.00	500,000.00				500,000.00	
NORTH KIHEI MAUKA TRANS							
WM19-303-390010: Lapse 12/31/19 CBS-2321	1,500,000.00	1,500,000.00	857,984.24	116,701.76	3,356.00	521,958.00	
NORTH KIHEI REUSE DIST EXP							
WM23-303-330008: Lapse 12/31/23 CBS-5521	400,000.00	400,000.00			55,250.00	344,750.00	
KIHEI WW PUMP STATION NO 4							
WM23-303-330006: Lapse 12/31/23 CBS-3199	200,000.00	200,000.00				200,000.00	
WM24-303-340008: Lapse 12/31/24 CBS-3199	350,000.00	350,000.00				350,000.00	
NORTH KIHEI R-1 LINE REPLACE							
WM23-303-330007: Lapse 12/31/23 CBS-7246	1,900,000.00	1,900,000.00		729,923.61		1,170,076.39	
WM24-303-340012: Lapse 12/31/24 CBS-7246	450,000.00	450,000.00				446,938.50	3,061.50
	<b>33,778,778.74</b>	<b>27,889,526.80</b>	<b>4,738,640.93</b>	<b>6,346,519.11</b>	<b>657,691.45</b>	<b>13,560,707.81</b>	<b>2,585,967.50</b>
<b>West Maui Community Plan Area</b>							
LAH WWRF RAS/DEWATER UPGRADE							
WM23-303-330032: Lapse 12/31/23 CBS-3575	700,000.00	700,000.00		197,338.65	1,970.00	500,691.35	
NAPILI WWPS #1 MODIFICATIONS							
GO22-376-320221: Lapse 12/31/22 CBS-1177	550,000.00	550,000.00	214,194.08	120,799.00		215,006.92	
LAHAINA FM NO. 3 REPLACEMENT							
WM24-303-340030: Lapse 12/31/24 CBS-5522	300,000.00	300,000.00					300,000.00
NAPILI WWPS NO.3 MODI							
SH/LN-341-320025: Lapse 12/31/22 CBS-1179	4,000,000.00	4,000,000.00				4,000,000.00	
WM23-303-330035: Lapse 12/31/23 CBS-1179	230,000.00	230,000.00			142,064.00	87,936.00	
SH/LN-341-340037: Lapse 12/31/24 CBS-1179	600,000.00	600,000.00				597,816.00	2,184.00
LAHAINA WWRF R-1 PROCESS EXP							
GO23-377-320219: Lapse 12/31/22 CBS-3576	10,500,000.00	10,500,000.00		6,736,791.44		3,763,208.56	
WM23-303-330031: Lapse 12/31/23 CBS-3576	3,100,000.00	3,100,000.00				3,100,000.00	
GO23-377-340232: Lapse 12/31/24 CBS-3576	1,350,000.00	1,350,000.00		450,890.21		899,109.79	
KAANAPALI RESORT R-1 WATER DIS							
WM14-303-345374: Lapse 12/31/14 CBS-1952	700,000.00	700,000.00	283,250.00	416,750.00			
WM24-303-340029: Lapse 12/31/24 CBS-1952	150,000.00	150,000.00				150,000.00	
SH/LN-341-340036: Lapse 12/31/24 CBS-1952	8,500,000.00	8,500,000.00					8,500,000.00
NAPILI NO.2 FM REPLACEMENT							
GO21-375-310234: Lapse 12/31/21 CBS-1168	149,988.00	149,988.00	32,066.54	3,619.17		114,302.29	
GO23-377-340233: Lapse 12/31/24 CBS-1168	1,500,000.00						
WEST MAUI RECYCLED WATER PROJ							
ARRA13-327-331183: C150054-23	3,500,000.00	3,500,000.00	3,205,090.33		131,612.00		163,297.67
WM14-303-345377: Lapse 12/31/14 CBS-1124	50,000.00	50,000.00		42,510.00	325.00	7,165.00	
GO21-375-301228: Lapse 12/31/20 CBS-1124	1,500,000.00	1,434,522.00	1,082,296.87	175,568.00		176,657.13	
GO22-376-315232: Lapse 12/31/21 CBS-1124	9,377,540.00	4,575,148.01	69,015.79	3,171,226.72		1,334,905.50	
GO23-377-317232: Lapse 12/31/21 CBS-1124		4,020,000.00				4,020,000.00	
SH/LN-341-320026: Lapse 12/31/22 CBS-1124	7,000,000.00	7,000,000.00	1,701,772.69	1,622,980.00		3,675,247.31	

**County of Maui**  
**Capital Improvement Projects Report (Excluding Department of Water Supply)**  
**As of 6/30/2024**

	Original Appropriation	Allotted To Date	Expenditure Prior Years	Expenditure Current Year	Amount Lapsed	Encumbrance	Allotment Balance
<b>13-909 Wastewater Facilities</b>							
GO23-377-326222: Lapse 12/31/22 CBS-1124	5,965,458.45	5,965,458.45	225,728.51	391,290.68		5,348,439.26	
SH/LN-341-330038: Lapse 12/31/23 CBS-1124	5,000,000.00	5,000,000.00		75,045.00	4,908,790.00	16,165.00	
LAHAINA RECYCLE WATER FM CONST							850,000.00
WM24-303-340031: Lapse 12/31/24 CBS-6080	850,000.00	850,000.00					
NAPILI WWPS #2 MODIFICATIONS							
GO21-375-310236: Lapse 12/31/21 CBS-1178	393,244.00	393,244.00	223,286.52	145,234.48		24,723.00	( )
GO23-377-340235: Lapse 12/31/24 CBS-1178	1,000,000.00						
NAPILI WWPS #4 MODIFICATIONS							
SH/LN-341-310038: Lapse 12/31/21 CBS-1180	4,600,000.00	4,600,000.00	2,006,906.84	272,882.86	333,600.00	1,986,610.30	
WM23-303-330036: Lapse 12/31/23 CBS-1180	370,000.00	370,000.00				370,000.00	
NAPILI NO.1 FM REPLACEMENT							
GO22-376-320220: Lapse 12/31/22 CBS-1167	291,915.00	291,915.00	174,866.00	74,147.48		42,901.52	
WM23-303-330033: Lapse 12/31/23 CBS-1167	400,000.00	400,000.00				400,000.00	
LAHAINA WWRF ER GENERATOR RPLC							
WM22-303-320023: Lapse 12/31/22 CBS-5548	500,000.00	500,000.00	484,595.34		7,458.00	7,946.66	
W MAUI EPA COMPL SEWER REHAB							
GO21-375-310233: Lapse 12/31/21 CBS-1146	123,468.42	123,468.42	106,238.95			17,229.47	
WM22-303-320024: Lapse 12/31/22 CBS-1146	2,000,000.00	2,000,000.00			122,066.00	1,877,934.00	
GO23-377-340234: Lapse 12/31/24 CBS-1146	2,000,000.00	710,942.00		145,131.27		565,810.73	
	<b>77,251,613.87</b>	<b>72,614,685.88</b>	<b>9,809,308.46</b>	<b>14,042,204.96</b>	<b>5,647,885.00</b>	<b>33,299,805.79</b>	<b>9,815,481.67</b>
<b>Lanai Community Plan Area</b>							
LANAI WWR RECLAMATION FAC PLAN							
WM22-303-320012: Lapse 12/31/22 CBS-4591	150,000.00	150,000.00	18,475.42	7,003.35	124.00	124,397.23	
LANAI WW TRMT POND RENOVATION							
WM23-303-330013: Lapse 12/31/23 CBS-7250	2,000,000.00	2,000,000.00	29,852.25	86,319.69		1,883,828.06	
WM24-303-340015: Lapse 12/31/24 CBS-7250	500,000.00	500,000.00				500,000.00	
	<b>2,650,000.00</b>	<b>2,650,000.00</b>	<b>48,327.67</b>	<b>93,323.04</b>	<b>124.00</b>	<b>2,508,225.29</b>	<b>0.00</b>
<b>Molokai Community Plan Area</b>							
WWRF RENOVATIONS AERATION BSN							
GO21-375-310208: Lapse 12/31/21 CBS-1119	507,939.00	507,939.00	471,557.94	36,381.06			
<b>Countywide</b>							
CW EPA DECREE COMPLIANCE PRJ							
WM14-303-345378: Lapse 12/31/14 CBS-1132	750,000.00	750,000.00	680,005.00		40,500.00	29,495.00	
WM20-303-301C04: Lapse 12/31/20 CBS-1132	500,000.00	500,000.00	132,059.70		3,279.00	364,661.30	
WM21-303-310C03: Lapse 12/31/21 CBS-1132	500,000.00	500,000.00	51,405.44	18,922.13	370,090.33	59,582.10	
WM22-303-320C03: Lapse 12/31/22 CBS-1132	500,000.00	500,000.00	26,131.21	52,280.00	71,654.91	349,933.88	
WM23-303-330C03: Lapse 12/31/23 CBS-1132	1,500,000.00	1,500,000.00			7,422.00	1,492,578.00	
WM24-303-340C02: Lapse 12/31/24 CBS-1132	1,000,000.00	1,000,000.00				659,264.00	340,736.00
CW EPA COMPLIANCE WWRF							
WM21-303-310C01: Lapse 12/31/21 CBS-1119	1,000,000.00	1,000,000.00	378,972.00	621,028.00			( )
WM22-303-320C01: Lapse 12/31/22 CBS-1119	4,000,000.00	4,000,000.00	1,064,374.17	374,288.06	843.82	2,560,493.95	
WM23-303-330C01: Lapse 12/31/23 CBS-1119	4,000,000.00	4,000,000.00	41,783.21	280,388.57	675.99	3,677,152.23	

**County of Maui**  
**Capital Improvement Projects Report (Excluding Department of Water Supply)**  
**As of 6/30/2024**

<b>13-909 Wastewater Facilities</b>	<b>Original Appropriation</b>	<b>Alloted To Date</b>	<b>Expenditure Prior Years</b>	<b>Expenditure Current Year</b>	<b>Amount Lapsed</b>	<b>Encumbrance</b>	<b>Allotment Balance</b>
WM24-303-340C03: Lapse 12/31/24 CBS-1119 KIHEI WWRF CENTRAL LAB TRAILER	4,150,000.00	4,150,000.00				106,950.00	4,043,050.00
GO22-376-310205: Lapse 12/31/21 CBS-1119 CW WW SYSTEM MODIFICATIONS	1,000,000.00	199,474.00	175,236.70			24,237.30	
WM18-303-389C03: Lapse 12/31/18 CBS-1128	1,000,000.00	1,000,000.00	987,258.64		11,791.26	950.10	
WM20-303-301C03: Lapse 12/31/20 CBS-1128	1,000,000.00	1,000,000.00	583,764.83	216,592.71	199,642.46		
WM21-303-310C02: Lapse 12/31/21 CBS-1128	1,000,000.00	1,000,000.00	872,046.91	8,982.00	66,384.09	52,587.00	
WM22-303-320C02: Lapse 12/31/22 CBS-1128	1,000,000.00	1,000,000.00	924,918.72	4,451.75	292.33	70,337.20	
WM23-303-330C02: Lapse 12/31/23 CBS-1128	1,500,000.00	1,500,000.00	680,956.28	529,884.04	78,117.68	211,042.00	
WM24-303-340C05: Lapse 12/31/24 CBS-1128	3,000,000.00	3,000,000.00		64,482.91		2,906,397.17	29,119.92
CW WW RTU UPGRADES							
WM21-303-310C04: Lapse 12/31/21 CBS-5040	1,600,000.00	1,600,000.00	1,563,525.85	3,206.00	80.00	33,188.15	
CW WW PROJECT MANAGEMENT							
WM24-303-340C04: Lapse 12/31/24 CBS-7878	2,000,000.00	2,000,000.00					2,000,000.00
	<b>31,000,000.00</b>	<b>30,199,474.00</b>	<b>8,162,438.66</b>	<b>2,174,506.17</b>	<b>850,773.87</b>	<b>12,598,849.38</b>	<b>6,412,905.92</b>
<b>TOTAL Wastewater Facilities</b>	<b>172,039,821.49</b>	<b>161,710,745.68</b>	<b>25,729,363.37</b>	<b>24,005,873.90</b>	<b>13,504,614.82</b>	<b>79,256,538.50</b>	<b>19,214,355.09</b>

County of Maui  
**Capital Improvement Projects Report (Excluding Department of Water Supply)**  
 As of 6/30/2024

<u>13-909 Wastewater Facilities</u>	Original Appropriation	Alloted To Date	Expenditure Prior Years	Expenditure Current Year	Amount Lapsed	Encumbrance	Allotment Balance
<b>TOTAL CAPITAL PROJECTS FUND</b>	851,259,305.99	793,331,178.00	234,027,397.10	114,474,029.84	30,085,084.23	330,754,911.29	83,989,755.54

Countywide Capital Improvement Projects as of  
June 30, 2024

Project Number	Index	Project Title	Appropriation	Actual Expenditure	Encumbrance	Contract No.	Description
CBS-3182	340000	CW ENV'TAL COMP SYS DSGN/CTNS	750,000.00				
	340105	CW ENV'TAL CML PH VB-EXT 80FT		97,796.91		C8001	Engineering services
	340108	CW ENV'TAL MOLOKAI LF PH-V		244,539.91		C7504	Disposal cell improvements
	340111	CW ENVTL COMP SYS CM LF GAS U		6,767.37		C7703	Prep & Implement RFP
	340122	CW ENVTL COMP CML PH III-B P1		57,497.98	54,244.00	C7967	Construction improvements
						C8151	Land surveying services
	340137	CW ENVTL COMP CML OP FACILITY		20,765.87	53,883.74	C7771	CMP OP Facility Permitting, Design & COA
						C8151	Land surveying services
	340160	CW ENVTL COMP INTEGRTD SW MGMT			34,500.00	C7131	Integrated SW Mgmt Plan Update
	340163	CW ENVTL COMP CML FLARE FAC UP			29,579.00	C7593	CML Flare Facility Upgrade
	<b>Total</b>		<b>750,000.00</b>	<b>427,368.04</b>	<b>172,206.74</b>		
CBS-7867	340001	CW PRTL CLOSURE OF ACTV LNDFLS	50,000.00				
	340168	CW PRTL CLSR/CML ALT COVER DEM			49,900.00	C8235	CML Alternative Cover Demo
	<b>Total</b>		<b>50,000.00</b>	<b>0.00</b>	<b>49,900.00</b>		
CBS1132	340002	CW EPA COMPLIANCE PRJ	1,000,000.00				
	340116	CW EPA COMP KAUNAKAKAI SEWR P1			651,144.00	C8081	Assessments & Laterals; Construction
	340138	CW EPA COMP IAO VALLEY SWR REH			8,120.00	C7094	Engineering services
	<b>Total</b>		<b>1,000,000.00</b>	<b>0.00</b>	<b>659,264.00</b>		
CBS-1119	340003	CW EPA COMPLIANCE WWRF	4,150,000.00				
	340154	CW EPA COMP/LAHAINA WWRF EXPAN			106,950.00	C7706	Expansion filters & flow equalization
	<b>Total</b>		<b>4,150,000.00</b>	<b>0.00</b>	<b>106,950.00</b>		
CBS-7878	340004	CW WW PROJECT MANAGEMENT	2,000,000.00				
<b>Total</b>		<b>2,000,000.00</b>	<b>0.00</b>	<b>0.00</b>			
CBS-1128	340005	CW WW SYSTEM MODIFICATIONS	3,000,000.00				
	340103	CW WW SYS MOD LAHAINA WWRF R1			530,841.00	C7070	Tertiary Filters/UV System Improvements
	340106	CW WW SYS MOD KAAPALI R1 WTR			307,931.00	C5590	Engineering services
	340112	CW WW SYS MOD WAIEHU KOU WWPS			435,340.00	C8073	Engineering services
	340120	CW WW SYS NAPILI 4 PS MODIFICA			625,639.62	C6775	Engineering services
						C7444	Renovations
	340126	CW WW SYS WAIKAPU-WAILUKU DIV			105,795.00	C8095	Diversion Pump Station; Engineering services
	340130	CW WW SYS KIHEI NO.3 FM REPLAC			855,343.00	C8087	Construction
	340135	CW WW SYS KIHEI WWRF EPS RENOV		64,482.91		C7532	Effluent pump station renovations
	340161	CW WW SYS KIHEI WWPS #9 MODIFI			45,507.55	C7803	Construction
	<b>Total</b>		<b>3,000,000.00</b>	<b>64,482.91</b>	<b>2,906,397.17</b>		

Countywide Capital Improvement Projects as of  
June 30, 2024

Project Number	Index	Project Title	Appropriation	Actual Expenditure	Encumbrance	Contract No.	Description
CBS-1003	340038	CW FIRE FACILITIES	241,000.00				
	340039	CW FIRE FACILITY COND ASSESS	300,000.00				
	340114	CW FIRE FAC/KAMAOLE TOWR PAINT				PO 436144	Painting services
				51,029.57		PO 437581	Cleaning/Painting
	340132	CW FIRE FAC/WAILEA STN FUEL TA		23,000.00		PO 437582	Cleaning/Painting
		<b>Total</b>	<b>541,000.00</b>	<b>74,029.57</b>	<b>0.00</b>	C7881	Fuel tank replacement
CBS_3232	340045	CW PARK PLAYGROUND IMPROVEMENT	1,600,000.00				
	340046	CW PLAYGROUND IMP PAANI MAUI	150,000.00				
	340047	CW PLAYGROUND IMP HALIIMAILE	150,000.00				
		<b>Total</b>	<b>1,900,000.00</b>	<b>0.00</b>	<b>0.00</b>		
CBS-1117	340048	CW PARKS ADA IMPROVEMENTS	500,000.00				
	340113	CW PARKS ADA IRON MAEHARA STDM			304,461.20	C7522	Construction improvements
		<b>Total</b>	<b>500,000.00</b>	<b>0.00</b>	<b>304,461.20</b>		
CBS-4581	340049	CW PARKS FACILITIES	500,000.00				
	340050	CW PARKS FAC EDDIE TAM	100,000.00				
	340123	CW PARKS FAC KIHEI COMM HVAC I				C8098	HVAC Improvements
				50.00	3,685.41	RPGO304A	Review Fees
	340131	CW PARKS FAC VELMA SANTOS IMP				C7487	Construction management
				56,352.28	27,388.72	C7792	Construction
	340136	CW PARKS FAC LANAI SKATE PARK			22,500.00	C5713	Design/consulting services
	340144	CW PARKS FAC KEPANIWAI HERITAG			1,903.00	C7748	Construction services
	340146	CW PARKS FAC LIHIKAI SCH PARK				CCHO621C	NPDES renewal fee
				500.00	2,513.09	C6928	Engineering Services
	340147	SW PARKS FAC WELLS PARK			41,720.00	C6855	Improvements
	340148	SW PARKS FAC IRON MAEHARA STDM				C6393	Engineering Services
			1,581.15	919.00	C7522	Construction services	
340149	CW PARKS FAC LANAI YOUTH CENTER				C7904	Construction services	
			29,009.48	37,950.52	C7984	Construction Management	
		<b>Total</b>	<b>600,000.00</b>	<b>87,492.91</b>	<b>138,579.74</b>		
CBS-1010	340069	CW POLICE FACILITIES	2,714,000.00				
	340156	CW POLICE FAC/FORENSIC FAC AC			26,132.00	C7785	AC improvements
	340167	CW POLICE FAC/KIHEI DATA SERV			110,740.84	C8222	Construction Management
		<b>Total</b>	<b>2,714,000.00</b>	<b>0.00</b>	<b>136,872.84</b>		
CBS-7879	340270	RADIOSYSTEM FACILITY UPGRADES	3,980,000.00				
	340201	RADIOSYS FAC LAHAINA ANTENNAE			149,731.56	C5215	Engineering services
		<b>Total</b>	<b>3,980,000.00</b>	<b>0.00</b>	<b>149,731.56</b>		

Countywide Capital Improvement Projects as of  
June 30, 2024

Project Number	Index	Project Title	Appropriation	Actual Expenditure	Encumbrance	Contract No.	Description	
CBS-7232	340073	CW DPW BASEYARD FACILITIES	300,000.00					
	340110	CW DPW BASEYD/CW FAC CESSPOOL		78,574.79	111,425.21	C7998	Design/Engineering services	
	<b>Total</b>		<b>300,000.00</b>	<b>78,574.79</b>	<b>111,425.21</b>			
CBS-6070	340074	CW FACILITY MAINTENANCE PROGRA	1,025,000.00					
	340165	CW FAC MAINT VAR BLDG SECURITY			317,108.25	C8169	Security System Upgrades	
	340171	CW FAC MAINT KALANA PAKUI AC R			7,425.00	C6937	Construction Services	
<b>Total</b>		<b>1,025,000.00</b>	<b>0.00</b>	<b>324,533.25</b>				
CBS-7232	340275	CW DPW BASEYARD FACILITIES	2,300,000.00					
	340202	CW DPW BASE/MAKAWAO EQUIP STOR			377,698.63	C8103	Design, Permitting, Construction Management	
	340203	CW DPWBASE FAC/LANAI BASEYARD		5,207.33	237,992.67	C8036	Construction Management services	
	340215	CW DPW BASE/HANA CESSPOLL REPL			768,888.88	C8173	Diesel Fuel Tanks	
	340217	CW DPW BASEYARD FACILITIES			398,563.74	C8190	Removal Cesspools and Install New Septic Sys	
<b>Total</b>		<b>2,300,000.00</b>	<b>5,207.33</b>	<b>1,783,143.92</b>				
CBS-6070	340276	CW FACILITY MAINTENANCE PROGRA	4,250,000.00					
	340204	CW FAC KOM FACADE REPAIR				C7524	Construction Services	
	<b>Total</b>		<b>4,250,000.00</b>	<b>1,036,920.76</b>	<b>1,748,711.90</b>	C8135	Concrete restoration	
CBS-6069	340077	CW BRIDGE/DRAINAGE PROGRAM	4,000,000.00					
	340078	CW BRIDGE/DRAIN WAIAKOA BRIDGE	500,000.00	6,612.50	493,387.50	C8187	Consultants Services	
	340079	CW BRIDGE/DRAIN FLOOD PREVENT	1,250,000.00					
	340100	CW BRIDGE/DRAIN CATCHALL						
	340101	CW BRIDGE/DRAIN REVIEW FEES		1,316.39			PO 439195 Plans and Specs PO 441215 Notice for Consultation Ad RPGOD06B SOH fees RPGO307B RPVO315B RPGO507C RPGO603A RPGO617B	
	340124	CW BRIDGE/DRAIN W MAUI DAM SFT		6,719.07				
	340145	CW BRIDGE/KAUPAKALUA BRIDGE		117,873.26	219,423.74	C8040	Engineering services	
	340153	CW BRIDGE/AWALAU RD		673,348.45			PO 411562 Construction services	
	340153	CW BRIDGE/AWALAU RD		313,870.78			PO 411732 Construction services	
	340158	CW BRIDGE/LAHAINA TOWN ENV PRO		36,949.96	3,814.04	PO 434505	Design Services	
	<b>Total</b>		<b>5,750,000.00</b>	<b>1,156,690.41</b>	<b>716,625.28</b>			
	CBS-6633	340280	CW DRAINLINE REPLACEMENT PROGR	5,000,000.00				
		340207	CW DRAIN/WAILEA/MAKENA CULVRT				C8125	Consulting services
<b>Total</b>			<b>5,000,000.00</b>	<b>370,012.66</b>	<b>383,214.34</b>	PO 436268	Consulting Services	

Countywide Capital Improvement Projects as of  
June 30, 2024

Project Number	Index	Project Title	Appropriation	Actual Expenditure	Encumbrance	Contract No.	Description
CBS-5022	340081	CW FEDERAL AID PROGRAM	4,221,000.00				
	340127	CW FED AID PAUWELA BRIDGE RPLC			536,886.00	C7878	Planning and Design services
	340141	CW FED AID ONEHEE AVE RDWY IMP			57,978.11	C7548	Construction services
	340157	CW FED AID IOLANI/LIHOLANI/MAK			41,225.85	C7290	Construction Services
	340162	CW FED AID L. MAIN RESURF PROJ			15,649.00	C8005	Construction Management Services
	340172	CW FED AID MILL ST PVMNT RECON			25,000.00	C6577	Construction Management Services
	<b>Total</b>			<b>4,221,000.00</b>	<b>0.00</b>	<b>676,738.96</b>	
CBS-1023	340082	CW RD RESURF/PVMNT PRESRVTN	7,000,000.00				
	340096	CW RD RESURF/PVMNT CATCHALL				C6277	Construction Management Services
						C8060	Asphalt material
						C8061	Asphalt Material
						C8107	Pavement Preservation Products
						C8262	Aggregate Materials
						PO 437819	Construction Services
						PO 438190	Plans and Specs
						PO 438194	Plans and Specs
						PO 438899	Concrete Barriers
				535,821.70	1,271,252.06	PO 440581	Cable Barriers
	340097	CW RD RESURF/PVMT REVIEW FEES				RPGOD06B	
						RPGO307B	
						RPVQ315B	
						RPGO507C	
						CCHO520D	
						RPGO603A	
				66,998.75		RPGO617B	SOH DOT Engineering Services
	340118	CW RD RESURF/UPCENTRY/HAIKU DIS				C7807	Construction Services
						C8075	Engineering services
				104,935.88		RPGO730Y	Disability and Co
	340128	CW RD RESURF/L KULA/KEPA RD EM			162,000.00	C8117	Engineering services
	340129	CW RD RESURF/CNTRL-S-W MAUI DI			106,958.66	C8083	Pavement reconstruction
	340133	CW RD RESURF/PUK SBD PVMT REC		107,903.82	114,219.80	C8111	Pavement reconstruction
	340139	CW RD RESURF/KULANIHAKOI BR/WA		38,100.70	11,499.30	PO 437928	Engineering services
	340150	CW RD RESURF/LAHAINA TOWN SURV		70,130.62	384,869.38	C8165	Land surveying and mapping
	340155	CW RD RESURF/UPCENTRY DIST RESU		82,813.77	62,826.03	C7550	Pavement reconstruction
340164	CW RD RESURF/HAIKU RD SLOPE ST			189,200.00	C8209	Construction Services	
340166	CW RD RESURF/L KULA RD PVMT RE			4,000.00	C7990	Engineering Services	
340169	CW RD RESURF/PIILANI HWY SLOPE			100,863.48	C8168	Technical Services	
<b>Total</b>			<b>7,000,000.00</b>	<b>1,006,705.24</b>	<b>2,447,944.87</b>		

Countywide Capital Improvement Projects as of  
June 30, 2024

Project Number	Index	Project Title	Appropriation	Actual Expenditure	Encumbrance	Contract No.	Description
CBS-6067	340083	CW TRAFFIC/SAFETY PROGRAM	4,130,000.00				
	340084	CW TRF/SFTY - WEST MAUI CC DT	77,334.00				
	340098	CW TRF/SFTY CATCHALL				C7468	Construction Services
						C7929	Engineering services
				4,495.12	679,438.99	C8159	Construction Management Services
	340099	CW TRF/SFTY REVIEW FEES				RPVO315B	Street light install
				4,496.03		RPGO307B	SOH Fees
						RPVO315B	
	340109	CW TRF/SFTY COM TRAFFIC CALMIN		104,945.88	695,054.12	C7999	Engineering services
	340119	CW TRF/OLD HALEAKALA SIDEWK IM		53,717.50	331,693.42	C7134	Construction Services
	340121	CW TRF/OHUKAI RD SIDEWLK IMPRV			6,600.00	C6706	Engineering services
	340142	CW TRF/KEAWE ST TRAFFIC SIGNAL		43,065.95	67,015.68	PO 437927	Roadway safety improvements
	340143	CW TRF/HOLOMUA RD STREET LIGHT		23,837.28		RPGO214B	Roadway safety improvements
	340174	CW TRF/DAIRY RD TRAFFIC SIGNAL			173,700.00	C8257	Engineering services
340175	CW TRF/BALDWIN AVE PRKG LOT IM			22,300.00	C7418	Engineering services	
	<b>Total</b>		<b>4,207,334.00</b>	<b>234,557.76</b>	<b>1,975,802.21</b>		
CBS-1023	340285	CW RD RESURF/PVMNT PRESRVTN	6,050,000.00				
	340286	CW RD RESF/PVMT PRSV EAST MAUI				C6914	Construction Services
			2,000,000.00	103,753.00	1,420,406.03	C8115	Construction Services
	340205	CW RD RESF/PVMT PIIHOLO RD PVM			52,520.00	C7735	Engineering services
	340206	CW RD RESF/MILLYARD SUBDV PVMT		946,425.00	38,625.00	C8078	Pavement reconstruction
	<b>Total</b>		<b>8,050,000.00</b>	<b>1,050,178.00</b>	<b>1,511,551.03</b>		
CBS-7870	340287	EAST MAUI ROCKFL & EMBNK REPR	3,900,000.00				
	340212	EMERGENCY MAKAI SLOPE AT ALELE		827,398.00	2,414,338.00	C8186	Construction Services
	340216	PIILANI HWY SLOPE STABILIZATN			400,000.00	C8168	Engineering Services
	<b>Total</b>		<b>3,900,000.00</b>	<b>827,398.00</b>	<b>2,814,338.00</b>		
CBS-1039	340292	BUS STOPS & SHELTERS	600,000.00				
	340211	CW BUS STOPS/CNTRL MAUI TRANSIT			47,500.00	C7262	Construction Management Services
	<b>Total</b>		<b>600,000.00</b>	<b>0.00</b>	<b>47,500.00</b>		
<b>Grand Total</b>			<b>67,788,334.00</b>	<b>6,419,618.38</b>	<b>19,165,892.22</b>		

**COUNTY OF MAUI**  
**CAPITAL IMPROVEMENT PROJECTS REPORT**

AS OF JUNE 30, 2025

AAYY-NNN-XXXXXX

AA - Source of Funding (see descriptions below)

YY - Project Year (Budgeted Year)

NNN - FE Sub-fund

XXXXXX – Index Code (Appropriation #)

AA-Source of Funding Descriptions:

GF -	General Fund
GF/LN -	General Fund Loan
HY -	Highway Fund
BY -	Bikeway Fund
LC-	Liquor Control Fund
WM -	Wastewater Fund
SW -	Solid Waste Fund
GOLF -	Golf Fund
PA -	Parks Assessment Fund
SA -	Sewer Assessment Fund
GO -	Bond Issued
GOLAPS -	Lapsed Bond
FF -	Federal Funds
SH -	State Funds
ARRA -	ARRA Federal Funds
SH/LN -	State Revolving Fund
USDA -	USDA Loan
DOT -	State Dept of Transportation
PV -	Private Funds

**County of Maui**  
**Capital Improvement Projects Report (Excluding Department of Water Supply)**  
**As of 6/30/2025**

<b>13-901 DRAINAGE</b>	<b>Original Appropriation</b>	<b>Alloted To Date</b>	<b>Expenditure Prior Years</b>	<b>Expenditure Current Year</b>	<b>Amount Lapsed</b>	<b>Encumbrance</b>	<b>Allotment Balance</b>
<b>Hana Community Plan Area</b>							
MAHALAWA BRIGDE REPLCMNT GO21-375-301250: Lapse 12/31/20 CBS-1891	1,199,506.21	1,123,126.06	1,105,765.47		17,360.59		
WAIKAKOI BRIDGE REPLACEMENT GO21-375-301290: Lapse 12/31/20 CBS-5043	850,000.00	850,000.00	549,890.49	254,382.46		45,727.05	
	<b>2,049,506.21</b>	<b>1,973,126.06</b>	<b>1,655,655.96</b>	<b>254,382.46</b>	<b>17,360.59</b>	<b>45,727.05</b>	<b>0.00</b>
<b>Wailuku-Kahului Community Plan Area</b>							
WAILUKU HTS DRAINLN/OUTLET RPR GO21-375-301247: Lapse 12/31/20 CBS-5508	1,000,000.00	606,378.94	30,570.54			575,808.40	
CERTIFICATION OF LEVEES NO.27 GO21-375-301246: Lapse 12/31/20 CBS-5507	380,000.00	377,435.00	267,799.66	36,000.00		73,635.34	
IAO STREAM BANK STABL @ MY GO21-375-390283: Lapse 12/31/19 CBS-5050	341,768.00	341,768.00	247,614.20			94,153.80	
CENTRAL MAUI DRAINAGE REPAIRS GO18-373-389261: Lapse 12/31/18 CBS-3189	536,716.33	536,716.33	450,824.05	1,564.00	77,492.28	6,836.00	
GO22-376-315291: Lapse 12/31/21 CBS-3189	1,198,103.57	1,097,025.62	882,641.00		9,525.77	204,858.85	
IAO STREAM FLOOD CTRL GO23-377-330293: Lapse 12/31/23 CBS-1070	7,700,000.00	4,836,539.72	151,331.33	3,478,066.59		1,207,141.80	
	<b>11,156,587.90</b>	<b>7,795,863.61</b>	<b>2,030,780.78</b>	<b>3,515,630.59</b>	<b>87,018.05</b>	<b>2,162,434.19</b>	<b>0.00</b>
<b>Kihei-Makena Community Plan Area</b>							
SOH FLOOD PREVENTION AND MITIG SH20-323-351001: CBS-XXXX		1,250,000.00		1,250,000.00			
<b>West Maui Community Plan Area</b>							
LAHAINA WATERSHED FLOOD CTRL GO14-371-321213: Lapse 12/31/12 CBS-1026	2,563,498.08	361,349.00	263,571.25		97,777.75		()
GO18-373-356216: Lapse 12/31/15 ORD#4095	997,900.00	216,315.36			216,315.36		
FF22-321-322500: NR21 5100 CBS-1026	1,229,230.00	1,229,230.00	288,729.25	474,711.16		465,789.59	
	<b>4,790,628.08</b>	<b>1,806,894.36</b>	<b>552,300.50</b>	<b>474,711.16</b>	<b>314,093.11</b>	<b>465,789.59</b>	<b>0.00</b>
<b>Countywide</b>							
CW DRAINAGE IMPROVEMENTS GO21-375-393C90: Lapse 12/31/19 CBS#1027	347,109.00	112,265.99	51,366.02		24,840.09	36,059.88	()
GO21-375-303C78: Lapse 12/31/20 CBS-1027	2,149,555.19	2,131,284.48	1,763,520.77	31,852.52	127,967.36	207,943.83	
CW DRAINLINE REPLACEMENT PROGR GO22-376-320C63: Lapse 12/31/22 CBS-6633	2,994,785.82	2,994,785.82	2,015,622.61	265,084.83	714,078.38		
GO23-377-326C63: Lapse 12/31/22 CBS-6633	705,214.18	460,242.98	154.12			460,088.86	
GO23-377-330C82: Lapse 12/31/23 CBS-6633	3,500,000.00	3,372,738.00	127,312.00	(127,262.00)		3,372,688.00	
GO23-377-340C80: Lapse 12/31/24 CBS-6633	5,000,000.00	5,000,000.00	370,012.66	365,759.06		4,264,228.28	
GO23-377-350C14: Lapse 12/31/25 CBS-6633	3,000,000.00	2,594,070.00				2,594,070.00	
CW DRAINLINE REPLACE/CATCHALL GF23-301-350514: Lapse 12/31/23 CBS-6633		127,262.00		127,262.00			

**County of Maui**  
**Capital Improvement Projects Report (Excluding Department of Water Supply)**  
**As of 6/30/2025**

<b>13-901 Drainage</b>	<b>Original Appropriation</b>	<b>Allotted To Date</b>	<b>Expenditure Prior Years</b>	<b>Expenditure Current Year</b>	<b>Amount Lapsed</b>	<b>Encumbrance</b>	<b>Allotment Balance</b>
<b>CW BRIDGE/DRAINAGE PROGRAM</b>							
HY22-302-320C60: Lapse 12/31/22 CBS-6069	2,700,000.00	2,700,000.00	1,843,109.16	187,648.45	24,889.09	644,353.30	
GO22-376-320C62: Lapse 12/31/22 CBS-6069	221,570.00	221,570.00	209,404.20	6,369.00		5,796.80	
GO23-377-326C62: Lapse 12/31/22 CBS-6069	978,430.00	488,160.01	418,766.09	(36,446.63)		105,840.55	
GF23-301-330C80: Lapse 12/31/23 CBS-6069	3,550,000.00	3,550,000.00	1,664,570.39	400,862.65	348,654.56	1,135,912.40	
GO23-377-330C81: Lapse 12/31/23 CBS-6069	6,500,000.00	2,109,385.75		665,577.75		1,443,808.00	
GF24-301-340C77: Lapse 12/31/24 CBS-6069	5,750,000.00	5,750,000.00	1,156,690.41	2,350,090.99	1,463,224.90	779,993.70	
GF25-301-350C44: Lapse 12/31/25 CBS-6069	5,915,000.00	5,915,000.00		1,960,642.43		2,952,677.48	1,001,680.09
	<b>43,311,664.19</b>	<b>37,526,765.03</b>	<b>9,620,528.43</b>	<b>6,197,441.05</b>	<b>2,703,654.38</b>	<b>18,003,461.08</b>	<b>1,001,680.09</b>
<b>TOTAL Drainage</b>	<b>61,308,386.38</b>	<b>50,352,649.06</b>	<b>13,859,265.67</b>	<b>11,692,165.26</b>	<b>3,122,126.13</b>	<b>20,677,411.91</b>	<b>1,001,680.09</b>

**County of Maui**  
**Capital Improvement Projects Report (Excluding Department of Water Supply)**  
**As of 6/30/2025**

<b>13-902 Other Projects</b>	<b>Original Appropriation</b>	<b>Alloted To Date</b>	<b>Expenditure Prior Years</b>	<b>Expenditure Current Year</b>	<b>Amount Lapsed</b>	<b>Encumbrance</b>	<b>Allotment Balance</b>
<b>Makawao-Pukalani-Kula Community Plan Area</b>							
VON TEMPSKY KULA PROP ACQ							
GO23-377-350227: Lapse 12/31/25 CBS-XXXX	5,000,000.00	5,000,000.00		5,000,000.00			
GF25-301-351002: Lapse 12/31/25 CBS-XXXX	9,100,000.00	9,100,000.00		9,015,618.34			84,381.66
KULA AGRICULTURAL PRK PH 1 EXT							
GF24-301-340095: Lapse 12/31/24 CBS-4621	750,000.00	750,000.00				750,000.00	
GO23-377-340294: Lapse 12/31/24 CBS-4621	10,000,000.00	4,137,877.22				4,137,877.22	
SOH UPCOUNTRY MAUI AGRI PARK							
SH20-323-301027: CBS-XXXX		3,500,000.00	509,387.91	602,920.44		285,129.65	2,102,562.00
	<b>24,850,000.00</b>	<b>22,487,877.22</b>	<b>509,387.91</b>	<b>14,618,538.78</b>	<b>0.00</b>	<b>5,173,006.87</b>	<b>2,186,943.66</b>
<b>Wailuku-Kahului Community Plan Area</b>							
TRANSPORTATION BASEYARD FACLTY							
-378-340210: Lapse 12/31/24 CBS-7244	2,020,000.00	2,019,846.88		82,180.67		1,937,666.21	
COM GREENWASTE & BIOSOLIDS MGT							
SW22-305-320013: Lapse 12/31/22 CBS-6637	100,000.00	100,000.00	15,440.00	21,810.00		62,750.00	
HALAU OF OIWI ARTS							
GO23-377-330248: Lapse 12/31/23 CBS-7251	43,000,000.00	43,000,000.00	4,336,611.91	3,735,899.28		34,927,488.81	( )
FITNESS COURTS							
GF25-301-350068: Lapse 12/31/25 CBS-XXXX	275,000.00	275,000.00		270,222.53			4,777.47
	<b>45,395,000.00</b>	<b>45,394,846.88</b>	<b>4,352,051.91</b>	<b>4,110,112.48</b>	<b>0.00</b>	<b>36,927,905.02</b>	<b>4,777.47</b>
<b>West Maui Community Plan Area</b>							
KOMOHANA HALE APTS REBUILD							
GF25-301-350155: Lapse 12/31/25 CBS-XXXX	500,000.00						
WEST MAUI TOD CORRIDOR PLAN							
SH21-323-310010: CBS-XXXX		500,000.00	500,000.00	(500,000.00)		500,000.00	
STATE OF HAWAII DOH GRANT							
SH17-323-379517: C6-9993921 3	108,000.00	108,000.00	107,896.00				104.00
	<b>608,000.00</b>	<b>608,000.00</b>	<b>607,896.00</b>	<b>(500,000.00)</b>	<b>0.00</b>	<b>500,000.00</b>	<b>104.00</b>
<b>Countywide</b>							
PUMP STATION TEMP REPAIRS							
GO23-377-350C08: Lapse 12/31/25 CBS-8404	5,000,000.00						
CW EQUIPMENT							
GO22-376-320C27: Lapse 12/31/22 CBS#1218	1,130,314.13	1,130,314.13	827,991.05		302,323.08		
GO23-377-326C27: Lapse 12/31/22 CBS#1218	1,324,685.87	184,851.10	1,097,723.38	(912,872.28)			
GF22-301-356C07: Lapse 12/31/22 CBS#1218		912,872.28		912,872.28			
GO23-377-330239: Lapse 12/31/23 CBS-1218	5,155,000.00	5,143,276.07	3,489,546.34	359,581.01		1,294,148.72	
GO23-377-330241: Lapse 12/31/23 CBS-1218	600,000.00	572,077.14		572,077.14			
ROAD/SIDEWALK REPR AUG23 FIRES							
GO23-377-350C09: Lapse 12/31/25 CBS-8405	5,000,000.00						
ROADWAY CONNECTIVITY EVACUATIO							

**County of Maui**  
**Capital Improvement Projects Report (Excluding Department of Water Supply)**  
**As of 6/30/2025**

<b>13-902 Other Projects</b>	<b>Original Appropriation</b>	<b>Allotted To Date</b>	<b>Expenditure Prior Years</b>	<b>Expenditure Current Year</b>	<b>Amount Lapsed</b>	<b>Encumbrance</b>	<b>Allotment Balance</b>
GO23-377-350C10: Lapse 12/31/25 CBS-8406 BUS STOPS & SHELTERS	5,000,000.00						
GF20-301-301419: Lapse 12/31/20 CBS-1039	200,000.00	200,000.00	109,271.00	64,723.00	7,200.00	18,806.00	
GO22-376-320276: Lapse 12/31/22 CBS-1039	461,136.17	461,136.17	208,934.24	248,465.44	3,736.49		( )
GO23-377-326206: Lapse 12/31/22 CBS-1039	138,863.83	138,863.83		138,863.83			
GF23-301-330097: Lapse 12/31/23 CBS-1039	600,000.00	600,000.00		461,408.00		138,592.00	
GO23-377-340C92: Lapse 12/31/24 CBS-1039	600,000.00	338,330.00		230,671.96		107,658.04	
GO23-377-350C20: Lapse 12/31/25 CBS-1039	600,000.00	159,993.00				159,993.00	
ROADWAY CNNCT EVAC-LAND ACQUIS							
GO23-377-350C11: Lapse 12/31/25 CBS-8407	8,000,000.00	1,887,839.39		1,887,839.39			
STORM DRAIN/FLOOD/WTR QUAL IMP							
-378-350C12: Lapse 12/31/25 CBS-8408	8,000,000.00						
CW ROCKFALL & EMBNK REPAIR							
GO23-377-350C16: Lapse 12/31/25 CBS-7870	7,400,000.00	1,059,870.09				1,041,219.86	18,650.23
-378-350C51: Lapse 12/31/25 CBS-7870				18,650.23			(18,650.23)
FIRE FLOW IMPRVMT TO WATER SYS							
GO23-377-350C13: Lapse 12/31/25 CBS-8409							
	<b>49,210,000.00</b>	<b>12,789,423.20</b>	<b>5,733,466.01</b>	<b>3,982,280.00</b>	<b>313,259.57</b>	<b>2,760,417.62</b>	<b>0.00</b>
<b>TOTAL Other Projects</b>	<b>120,063,000.00</b>	<b>81,280,147.30</b>	<b>11,202,801.83</b>	<b>22,210,931.26</b>	<b>313,259.57</b>	<b>45,361,329.51</b>	<b>2,191,825.13</b>

**County of Maui**  
**Capital Improvement Projects Report (Excluding Department of Water Supply)**  
**As of 6/30/2025**

<b>13-903 Government Facilities</b>	<b>Original Appropriation</b>	<b>Alloted To Date</b>	<b>Expenditure Prior Years</b>	<b>Expenditure Current Year</b>	<b>Amount Lapsed</b>	<b>Encumbrance</b>	<b>Allotment Balance</b>
<b>Hana Community Plan Area</b>							
OLD HANA SCHOOL IMPRVMT							
GO21-375-310254: Lapse 12/31/21 CBS-5530	1,453,078.30	1,453,078.30	1,453,078.30				
GO22-376-315254: Lapse 12/31/21 CBS-5530	396,921.70	396,921.70		178,320.95		218,600.75	
GO22-376-320241: Lapse 12/31/22 CBS-5530	2,840,278.30	2,840,278.30	5,200.00			2,835,078.30	
GO23-377-326241: Lapse 12/31/22 CBS-5530	159,721.70	159,721.70	94,187.00			65,534.70	
GOLAPS-350-330053: Lapse 12/31/23 CBS-5530	1,000,000.00	1,000,000.00	102,937.74	311,180.39	15,030.47	570,851.40	
GO23-377-340251: Lapse 12/31/24 CBS-5530	3,000,000.00	3,000,000.00		7,915.68		2,992,084.32	
HELENE HALL IMPROVEMENTS							
GO21-375-301266: Lapse 12/31/20 CBS-1971	800,000.00	445,220.00	375,664.00	40,150.00		29,406.00	( )
	<b>9,650,000.00</b>	<b>9,295,220.00</b>	<b>2,031,067.04</b>	<b>537,567.02</b>	<b>15,030.47</b>	<b>6,711,555.47</b>	<b>(0.00)</b>
<b>Paia-Haiku Community Plan Area</b>							
HAIKU FIRE STATION							
GO23-377-320235: Lapse 12/31/22 CBS-1002	800,000.00	800,000.00	664,568.58	110,383.42		25,048.00	
GO23-377-330245: Lapse 12/31/23 CBS-1002	1,000,000.00	167,942.00				167,942.00	
GF25-301-350026: Lapse 12/31/25 CBS-1002	150,000.00	150,000.00		10,120.15		121,950.00	17,929.85
-378-350207: Lapse 12/31/25 CBS-1002	14,500,000.00						
BALDWIN AVE PUBLIC PRKG LOT IM							
GF23-301-330091: Lapse 12/31/23 CBS-6096	400,000.00	400,000.00				400,000.00	
	<b>16,850,000.00</b>	<b>1,517,942.00</b>	<b>664,568.58</b>	<b>120,503.57</b>	<b>0.00</b>	<b>714,940.00</b>	<b>17,929.85</b>
<b>Makawao-Pukalani-Kula Community Plan Area</b>							
MAKAWAO FIRE STN RENO/ADDN							
GO23-377-320231: Lapse 12/31/22 CBS-2314	770,000.00	770,000.00	463,781.18	212,920.80		93,298.02	
DMVL PUKALANI SATELLITE OFFICE							
GF21-301-315305: Lapse 12/31/21 CBS-XXXX		250,000.00	206,401.93	27,215.93	15,192.00	1,190.14	
	<b>770,000.00</b>	<b>1,020,000.00</b>	<b>670,183.11</b>	<b>240,136.73</b>	<b>15,192.00</b>	<b>94,488.16</b>	<b>0.00</b>
<b>Wailuku-Kahului Community Plan Area</b>							
WAILUKU CIVIC HUB							
GF23-301-330046: Lapse 12/31/23 CBS-2789	1,200,000.00	1,200,000.00	676,290.00		826.00	522,884.00	
GO23-377-340243: Lapse 12/31/24 CBS-2789	3,515,000.00	3,038,079.98	3,482,977.94	(3,482,977.94)		3,038,079.98	
GF24-301-350343: Lapse 12/31/24 CBS-2789		3,514,247.94		3,514,247.94			
CENTRAL MAUI TRANSIT HUB							
GO22-376-320290: Lapse 12/31/22 CBS-5021	89,305.00	89,305.00	89,305.00				
GO23-377-326290: Lapse 12/31/22 CBS-5021	158,803.00	158,803.00	158,803.00				
GF23-301-330151: Lapse 12/31/23 CBS-5021		500,000.00	421,110.39	44,469.18		34,420.43	
ADMINISTRATION BUILDING ACQUIS							
GF24-301-340041: Lapse 12/31/24 CBS-7871	1,000,000.00	1,000,000.00		501,886.30	10,445.00	487,668.70	
KALANA O MAUI 2ND FLR DECK RPR							
GO21-375-301202: Lapse 12/31/20 CBS-5517	600,000.00	484,351.75	307,349.34			177,002.41	
105 N MARKET ST LAND ACQ							
GO23-377-350241: Lapse 12/31/25 CBS-XXXX	3,250,000.00						

**County of Maui**  
**Capital Improvement Projects Report (Excluding Department of Water Supply)**  
**As of 6/30/2025**

<b>13-903 Government Facilities</b>	<b>Original Appropriation</b>	<b>Allotted To Date</b>	<b>Expenditure Prior Years</b>	<b>Expenditure Current Year</b>	<b>Amount Lapsed</b>	<b>Encumbrance</b>	<b>Allotment Balance</b>
KALANA O MAUI FIRE SPRKLR IMPR GO21-375-301229: Lapse 12/31/20 CBS-5025	449,813.38	388,325.00	360,078.65		3,511.46	24,734.89	
EMERGENCY MGT OFFICE RENOVTN GO21-375-301225: Lapse 12/31/20 CBS-5518	448,811.86	274,675.75	21,639.63		253,036.12		
KALANA PAKUI BLDG AC RPLCMNT GO21-375-301244: Lapse 12/31/20 CBS-3579	600,000.00	540,450.38	523,450.38			17,000.00	
60 SOUTH CHURCH ST BLDG RENO GOLAPS-350-320038: Lapse 12/31/22 CBS-6651	1,872,000.00	1,872,000.00	1,841,000.01	30,999.99			
GO23-377-326236: Lapse 12/31/22 CBS-6651	7,000,000.00	7,000,000.00	4,656,230.19	2,343,769.81			()
GO23-377-330247: Lapse 12/31/23 CBS-6651	810,000.00	810,000.00	43,672.63	125,479.66		640,847.71	
GOLAPS-350-340044: Lapse 12/31/24 CBS-6651	2,349,957.00	2,349,957.00	117,836.85	875,876.03	19,061.39	1,337,182.73	
GO23-377-340242: Lapse 12/31/24 CBS-6651	150,043.00	150,043.00				150,043.00	
GF25-301-350027: Lapse 12/31/25 CBS-6651	2,500,000.00	2,500,000.00				1,519,182.85	980,817.15
OCS OFFICE RENOVATIONS GO23-377-320281: Lapse 12/31/22 ORD-5352	519,000.00	519,000.00	519,000.00	(519,000.00)		519,000.00	
GF22-301-356081: Lapse 12/31/22 ORD-5352		519,000.00		519,000.00			
GO23-377-330201: Lapse 12/31/23 ORD-5407	301,045.00	301,045.00	301,045.00	(301,045.00)		301,045.00	
GF23-301-350501: Lapse 12/31/23 ORD-5407		301,045.00		301,045.00			
GF24-301-340107: Lapse 12/31/24 CBS-XXXX	60,000.00	60,000.00	57,279.00		2,721.00		
TRANSPORTATION BASEYARD GOLAPS-350-330139: Lapse 12/31/23 CBS-7244		10,000,000.00				10,000,000.00	
-378-330298: Lapse 12/31/23 CBS-7244	9,436,902.00	7,416,902.00	3,750.00			7,413,152.00	
-378-350221: Lapse 12/31/25 CBS-7244	2,600,000.00	205,500.00				205,500.00	
	<b>38,910,680.24</b>	<b>45,192,730.80</b>	<b>13,580,818.01</b>	<b>3,953,750.97</b>	<b>289,600.97</b>	<b>26,387,743.70</b>	<b>980,817.15</b>
<b>Kihei-Makena Community Plan Area</b> SOUTH MAUI CONSOLID MAINT OPER GF21-301-310056: Lapse 12/31/21 CBS-2742	30,000.00	30,000.00	4,500.00			25,500.00	
<b>West Maui Community Plan Area</b> LAHAINA POLICE STATION GF24-301-340072: Lapse 12/31/24 CBS-1885	500,000.00	500,000.00				500,000.00	
<b>Lanai Community Plan Area</b> LANAI FIRE STN IMPROVEMENTS GF18-301-389723: Lapse 12/31/18 CBS-1005	110,000.00	110,000.00	18,705.40		83,278.00	8,016.60	
GO21-375-301235: Lapse 12/31/20 CBS-1005	1,872,000.00	439,223.00	413,680.23	551.50	24,991.27		
GO22-376-320230: Lapse 12/31/22 CBS-1005	2,600,000.00	2,600,000.00	2,389,580.03			210,419.97	
LANAI BASEYARD IMPRV GO18-373-378286: Lapse 12/31/17 CBS-3239	300,000.00	172,182.00	130,964.46		41,217.54		
GO22-376-320272: Lapse 12/31/22 CBS-3239	83,330.00	83,330.00	49,271.46	7,538.29		26,520.25	
GO23-377-326202: Lapse 12/31/22 CBS-3239	816,670.00	816,670.00		816,670.00			
	<b>5,782,000.00</b>	<b>4,221,405.00</b>	<b>3,002,201.58</b>	<b>824,759.79</b>	<b>149,486.81</b>	<b>244,956.82</b>	<b>0.00</b>

Molokai Community Plan Area

**County of Maui**  
**Capital Improvement Projects Report (Excluding Department of Water Supply)**  
**As of 6/30/2025**

<b>13-903 Government Facilities</b>	<b>Original Appropriation</b>	<b>Alloted To Date</b>	<b>Expenditure Prior Years</b>	<b>Expenditure Current Year</b>	<b>Amount Lapsed</b>	<b>Encumbrance</b>	<b>Allotment Balance</b>
HOOLEHUA FIRE STATION RENOV GF22-301-320032: Lapse 12/31/22 CBS-6065	550,000.00	550,000.00	542,657.48			7,342.52	
MOLOKAI BASEYARD GOLAPS-350-378392: Lapse 12/31/17 CBS-1211	3,703,000.00	3,703,000.00	3,452,037.00		4,905.00	246,058.00	
PUKO'O FIRE STN RENOVATION GO23-377-320234: Lapse 12/31/22 CBS-6667	500,000.00	390,000.00	303,145.82	11,805.91		75,048.27	
GF24-301-340040: Lapse 12/31/24 CBS-6667	850,000.00	850,000.00	2,350.00	17,961.00	829,689.00		
GF25-301-350025: Lapse 12/31/25 CBS-6667	2,250,000.00	2,250,000.00				44,036.00	2,205,964.00
MOLOKAI POLICE STATION GF24-301-340071: Lapse 12/31/24 CBS-5536	500,000.00	500,000.00				500,000.00	
	<b>8,353,000.00</b>	<b>8,243,000.00</b>	<b>4,300,190.30</b>	<b>29,766.91</b>	<b>834,594.00</b>	<b>872,484.79</b>	<b>2,205,964.00</b>
<b>Countywide</b>							
<b>CW FIRE FACILITIES</b>							
GF20-301-301C34: Lapse 12/31/20 CBS-1003	500,000.00	500,000.00	456,467.25		39,089.75	4,443.00	
GF23-301-330C43: Lapse 12/31/23 CBS-1003	775,000.00	775,000.00	608,214.77	133,756.23	32,431.23	597.77	
GF24-301-340C38: Lapse 12/31/24 CBS-1003	541,000.00	541,000.00	74,029.57	117,390.14	328,280.43	21,299.86	
GF25-301-350C24: Lapse 12/31/25 CBS-1003	870,000.00	870,000.00		9,052.00		88,775.61	772,172.39
<b>CENTRAL MAUI TRANSIT HUB</b>							
GO21-375-310296: Lapse 12/31/21 CBS-5021	1,870,344.18	1,870,344.18	1,870,344.18				
GO22-376-315296: Lapse 12/31/21 CBS-5021	429,655.82	181,547.93	181,547.90			.03	
<b>CW FACILITY BLDG IMPROVEMENTS</b>							
GF18-301-389C48: Lapse 12/31/18 CBS-1032	500,000.00	500,000.00	352,686.74		138,163.26	9,150.00	
GF19-301-390C70: Lapse 12/31/19 CBS#1032	425,000.00	425,000.00	352,591.18		61,961.11	10,447.71	
GF20-301-301C79: Lapse 12/31/20 CBS-1032	450,000.00	450,000.00	360,126.95		19,109.57	70,763.48	
<b>CW POLICE FACILITIES</b>							
GF22-301-320C57: Lapse 12/31/22 CBS-1010	800,000.00	800,000.00	559,207.84	195,898.64	2,403.53	42,489.99	
GF23-301-330C74: Lapse 12/31/23 CBS-1010	1,610,000.00	2,410,000.00	202,424.10	358,359.90	1,328,063.00	521,153.00	
GF24-301-340C69: Lapse 12/31/24 CBS-1010	2,714,000.00	2,714,000.00		396,860.75	2,263,807.16	53,332.09	
GF25-301-350C43: Lapse 12/31/25 CBS-1010	1,300,000.00	1,300,000.00		30,021.99		61,955.59	1,208,022.42
<b>CW FAC MAINT PRG PROS BASEMENT</b>							
GO21-375-310278: Lapse 12/31/21 CBS-6070	62,010.01	62,010.01	54,580.68			7,429.33	
GF21-301-310C77: Lapse 12/31/21 CBS-6070	2,475,000.00	2,475,000.00	2,314,165.06	31,362.92	129,472.02		()
GF22-301-320C58: Lapse 12/31/22 CBS-6070	640,000.00	640,000.00	160,056.29	32,603.75	423,937.96	23,402.00	()
GO22-376-320C59: Lapse 12/31/22 CBS-6070	1,019,832.25	1,019,832.25	1,002,648.65		17,183.60		
GO23-377-326C59: Lapse 12/31/22 CBS-6070	280,167.75	150,000.00	133,609.65	(58,609.65)		75,000.00	
GF23-301-330C76: Lapse 12/31/23 CBS-6070	1,850,000.00	1,850,000.00	871,105.44	200,417.00	467,435.52	311,042.04	
GO23-377-330C78: Lapse 12/31/23 CBS-6070	850,000.00	850,000.00	34,889.00			815,111.00	
GF24-301-340C74: Lapse 12/31/24 CBS-6070	1,025,000.00	1,025,000.00		75,682.33		949,317.67	
GO23-377-340C76: Lapse 12/31/24 CBS-6070	4,250,000.00	4,242,206.42	1,036,920.76	2,232,344.80		972,940.86	
GF25-301-350C46: Lapse 12/31/25 CBS-6070	3,650,000.00	3,650,000.00		641,512.30		313,626.46	2,694,861.24
<b>RADIOSYSTEM FACILITY UPGRADES</b>							
GO23-377-340C70: Lapse 12/31/24 CBS-7879	3,980,000.00	755,617.88		521,449.00		234,168.88	
<b>DPW HIGHWAYS CW BASEYARD FACIL</b>							
GF23-301-330C77: Lapse 12/31/23 CBS-7232	500,000.00	500,000.00	331,876.41	168,123.59			

**County of Maui**  
**Capital Improvement Projects Report (Excluding Department of Water Supply)**  
**As of 6/30/2025**

<b>13-903 Government Facilities</b>	<b>Original Appropriation</b>	<b>Allotted To Date</b>	<b>Expenditure Prior Years</b>	<b>Expenditure Current Year</b>	<b>Amount Lapsed</b>	<b>Encumbrance</b>	<b>Allotment Balance</b>
GO23-377-330C79: Lapse 12/31/23 CBS-7232	2,357,000.00	1,150,000.00	92,211.31	779,837.66		277,951.03	
GF24-301-340C73: Lapse 12/31/24 CBS-7232	300,000.00	300,000.00	78,574.79	36,691.34		184,733.87	
GO23-377-340C75: Lapse 12/31/24 CBS-7232	2,300,000.00	2,273,344.59	5,207.33	1,561,648.81		706,488.45	
GO23-377-350C15: Lapse 12/31/25 CBS-7232	7,950,000.00	7,240,583.78		7,240,583.78			
GF25-301-350C45: Lapse 12/31/25 CBS-7232	3,550,000.00	3,550,000.00		608,126.06		793,817.43	2,148,056.51
CW FACILITY MAINT COM SERV CTR							
GF22-301-356083: Lapse 12/31/22 CBS-6070		58,609.65		58,609.65			
	<b>49,824,010.01</b>	<b>45,129,096.69</b>	<b>11,133,485.85</b>	<b>15,371,722.99</b>	<b>5,251,338.17</b>	<b>6,549,437.12</b>	<b>6,823,112.56</b>
<b>TOTAL Government Facilities</b>	<b>130,669,690.25</b>	<b>115,149,394.49</b>	<b>35,387,014.47</b>	<b>21,078,207.98</b>	<b>6,555,242.42</b>	<b>42,101,106.06</b>	<b>10,027,823.56</b>

**County of Maui**  
**Capital Improvement Projects Report (Excluding Department of Water Supply)**  
**As of 6/30/2025**

<b>13-904 Parks and Recreation</b>	<b>Original Appropriation</b>	<b>Alloted To Date</b>	<b>Expenditure Prior Years</b>	<b>Expenditure Current Year</b>	<b>Amount Lapsed</b>	<b>Encumbrance</b>	<b>Allotment Balance</b>
<b>Hana Community Plan Area</b>							
PA'ANI MAI PARK IMPROVM							
GF15-301-356402: Lapse 12/31/15 CBS-2328	300,000.00	300,000.00	163,599.50		29,840.00	106,560.50	
HANA PRK TENNIS/BBALL COURTS							
GF21-301-310055: Lapse 12/31/21 CBS-5531	1,290,000.00	1,290,000.00	12,878.00			1,277,122.00	
HELENE HALL IMPROVEMENTS							
GO18-373-389230: Lapse 12/31/18 CBS-1971	85,787.12	85,787.12	75,377.42			10,409.70	
GO23-377-320242: Lapse 12/31/22 CBS-1971	1,300,000.00	1,300,000.00	214,579.59	1,085,420.41			
GF24-301-340052: Lapse 12/31/24 CBS-1971	600,000.00	600,000.00		597,884.00	2,116.00		
HANA-KEANAE-KAILUA PARKS							
GF16-301-367101: Lapse 12/31/16 CBS-2350	446,250.00	446,250.00	413,115.50			33,134.50	
GF20-301-301347: Lapse 12/31/20 CBS-2350	450,000.00	450,000.00	77,610.00			372,390.00	
KEANAE SEPTIC SYSTEM IMPRVMT							
GF24-301-340053: Lapse 12/31/24 CBS-7864	150,000.00	150,000.00				150,000.00	
	<b>4,622,037.12</b>	<b>4,622,037.12</b>	<b>957,160.01</b>	<b>1,683,304.41</b>	<b>31,956.00</b>	<b>1,949,616.70</b>	<b>0.00</b>
<b>Paia-Haiku Community Plan Area</b>							
ALFRED BOTEILHO, SR. GYM IMP							
GO21-375-390268: Lapse 12/31/19 CBS-5056	1,497,500.00	19,906.13	8,222.78	11,683.35			
GO21-375-301261: Lapse 12/31/20 CBS-5056	1,897,880.00	1,897,880.00		26,825.04	1,845,344.10	25,710.86	
GF22-301-320045: Lapse 12/31/22 CBS-5056	500,000.00	500,000.00			303,172.00	196,828.00	
HAIKU PARK RESTROOM							
PA20-309-301363: Lapse 12/31/20 CBS-5534	510,000.00	510,000.00	117,665.74		392,334.26		
GF21-301-310064: Lapse 12/31/21 CBS-5534	629,147.00	629,147.00	370,578.00		258,569.00		
PA21-309-310068: Lapse 12/31/21 CBS-5534	392,334.00	392,334.00	344,248.42			48,085.58	
GO23-377-320293: Lapse 12/31/22 CBS-XXXX	745,000.00	745,000.00	43,052.20	701,947.80			
LOWER PAIA PARK PARKING LOT							
GF21-301-310065: Lapse 12/31/21 CBS-6073	600,000.00	600,000.00	41,327.00		558,673.00		
GF23-301-330061: Lapse 12/31/23 CBS-6073	1,000,000.00	1,000,000.00			30.00	999,970.00	
GF24-301-340152: Lapse 12/31/24 CBS-6073	510,500.00	510,500.00			7,077.50	503,422.50	
PAIA-HAIKU PARKS SYSTEM							
GO21-375-390264: Lapse 12/31/19 CBS-2348	590,045.05	544,781.49	492,333.99			52,447.50	
LOWER PAIA INTERIM PARKING LOT							
GF22-301-320046: Lapse 12/31/22 CBS-6659	120,000.00	120,000.00	71,763.98	33,412.52	4,357.87	10,465.63	
PAIA COMMUNITY CTR REHABILITAT							
GF25-301-350036: Lapse 12/31/25 CBS-5533	250,000.00	250,000.00					250,000.00
	<b>9,242,406.05</b>	<b>7,719,548.62</b>	<b>1,489,192.11</b>	<b>773,868.71</b>	<b>3,369,557.73</b>	<b>1,836,930.07</b>	<b>250,000.00</b>
<b>Makawao-Pukalani-Kula Community Plan Area</b>							
VON TEMPSKY CMNTY CTR COMPLEX							
PA25-309-350035: Lapse 12/31/25 CBS-8411	276,000.00	276,000.00		276,000.00			
MAKAWAO BOYS & GIRLS CLUB ROOF							
GF24-301-340060: Lapse 12/31/24 CBS-7862	100,000.00	100,000.00		100,000.00			

**County of Maui**  
**Capital Improvement Projects Report (Excluding Department of Water Supply)**  
**As of 6/30/2025**

	Original Appropriation	Alloted To Date	Expenditure Prior Years	Expenditure Current Year	Amount Lapsed	Encumbrance	Allotment Balance
<b>13-904 Parks and Recreation</b>							
GF25-301-350034: Lapse 12/31/25 CBS-7862 MAK-PUK-KULA ULU PARKS	500,000.00	500,000.00		94,870.00			405,130.00
GF16-301-367103: Lapse 12/31/16 CBS-2349 WAIAKOA GYM IMPROVEMENTS	435,000.00	435,000.00	429,027.52		5,972.48		( )
GO22-376-310261: Lapse 12/31/21 CBS-2329	430,000.00	430,000.00	84,201.30			345,798.70	
	<b>1,741,000.00</b>	<b>1,741,000.00</b>	<b>513,228.82</b>	<b>470,870.00</b>	<b>5,972.48</b>	<b>345,798.70</b>	<b>405,130.00</b>
<b>Wailuku-Kahului Community Plan Area</b>							
WAIEHU GC STARTER BOOTH/RESTO							
GO18-373-378257: Lapse 12/31/17 CBS-1202 NEW KAHULUI COM'TY CTR	500,000.00	494,800.00	413,366.00	16,500.00		64,934.00	
GF18-301-389742: Lapse 12/31/18 CBS-4628 CENTRAL MAUI PARKS SYSTEM	250,000.00	250,000.00	51,367.64			198,632.36	
GF19-301-390062: Lapse 12/31/19 CBS-2351 GF20-301-301367: Lapse 12/31/20 CBS-2351	240,000.00 600,000.00	240,000.00 600,000.00	210,852.04 348,270.50		234,120.24	29,147.96 17,609.26	( )
WAR MEMORIAL FB STD & TRK REHA							
GF21-301-310072: Lapse 12/31/21 CBS-5539 GF22-301-320053: Lapse 12/31/22 CBS-5539	600,000.00 210,000.00	600,000.00 210,000.00	600,000.00 210,000.00				
GO23-377-330262: Lapse 12/31/23 CBS-5539 GO23-377-340208: Lapse 12/31/24 CBS-5539	7,200,000.00 3,630,048.00	7,189,527.48 3,630,048.00	1,668,530.19	146,159.46		5,374,837.83 3,630,048.00	
GF25-301-350042: Lapse 12/31/25 CBS-5539	800,000.00	800,000.00					800,000.00
WM GYM BLDG IMPRVMT							
GO21-375-310267: Lapse 12/31/21 CBS-4616 GO22-376-315267: Lapse 12/31/21 CBS-4616	737,548.00 262,452.00	737,548.00 262,452.00	582,054.12	155,493.88 68,483.13		193,968.87	
GO22-376-320248: Lapse 12/31/22 CBS-4616 GO23-377-326248: Lapse 12/31/22 CBS-4616	38,916.50 14,961,083.50	38,916.50 14,961,083.50	38,916.50	5,833,282.82		2,977,174.74	
GOLAPS-350-330068: Lapse 12/31/23 CBS-4616 GO23-377-330263: Lapse 12/31/23 CBS-4616	2,543,207.00 10,806,793.00	2,543,207.00 10,806,793.00		2,543,207.00		10,806,793.00	
GF24-301-340064: Lapse 12/31/24 CBS-4616	4,000,000.00	4,000,000.00	31,594.21	2,676,933.35	1,192,468.11	99,004.33	
KANAHA BCH PRK MP IMPRVMT							
GF20-301-301368: Lapse 12/31/20 CBS-4583 GF22-301-320050: Lapse 12/31/22 CBS-4583	250,000.00 75,000.00	250,000.00 75,000.00	106,857.37		3,635.00	139,507.63 75,000.00	
KEPANIWAI HERITAG GARDENS IMPR							
GF22-301-320097: Lapse 12/31/22 CBS-1143 GF23-301-330067: Lapse 12/31/23 CBS-1143	753,027.00 500,000.00	753,027.00 500,000.00	753,027.00 113,891.80	23,586.04	958.00	361,564.16	
KEOPUOLANI FIELD LIGHTS REPLCM							
GF24-301-340140: Lapse 12/31/24 ORD#5594 GF25-301-350039: Lapse 12/31/25 CBS-8392	300,000.00 2,000,000.00	300,000.00 2,000,000.00	25,713.66	80,296.57	147,065.19	46,924.58	2,000,000.00
KEHALANI MAUKA PARK IMPROVEMEN							
GF22-301-320051: Lapse 12/31/22 CBS-5516	150,000.00	150,000.00	48,530.81		78.00	101,391.19	
KANAHA BCH PRK RESTROOM REPLAC							
GF25-301-350038: Lapse 12/31/25 CBS-8400	250,000.00	250,000.00				183,600.00	66,400.00
LIHIKAI SCHOOL PARK SITE IMPRV							
GF22-301-320052: Lapse 12/31/22 CBS-6645	1,500,000.00	1,500,000.00	11,795.53	1,488,204.47			

**County of Maui**  
**Capital Improvement Projects Report (Excluding Department of Water Supply)**  
**As of 6/30/2025**

<b>13-904 Parks and Recreation</b>	<b>Original Appropriation</b>	<b>Alloted To Date</b>	<b>Expenditure Prior Years</b>	<b>Expenditure Current Year</b>	<b>Amount Lapsed</b>	<b>Encumbrance</b>	<b>Allotment Balance</b>
GF23-301-330135: Lapse 12/31/23 ORD#5488 VELMA McWAYNE SANTOS CTR IMPR		654,000.00		325,296.12	5,770.13	322,933.75	
GO21-375-310268: Lapse 12/31/21 CBS-6072	109,311.00	109,311.00	109,311.00				
GO22-376-315268: Lapse 12/31/21 CBS-6072	140,689.00	6,375.00	6,375.00				
GO22-376-320247: Lapse 12/31/22 CBS-6072	213,141.81	213,141.81	213,141.81				
GO23-377-326247: Lapse 12/31/22 CBS-6072	1,911,858.19	1,796,172.19	1,796,172.19				
GO23-377-330203: Lapse 12/31/23 ORD#5488	1,855,000.00	1,855,000.00	1,855,000.00				
WAIIEHU GOLF COURSE FAC IMPROVE							
GF25-301-350040: Lapse 12/31/25 CBS-7858	500,000.00	500,000.00					500,000.00
CENTRAL MAUI REGIONAL PARK							
GF20-301-301372: Lapse 12/31/20 CBS-1214	500,000.00	500,000.00	28,001.00			471,999.00	
WAIIEHU GOLF COURSE POND LINER							
GF25-301-350041: Lapse 12/31/25 CBS-7857	500,000.00	500,000.00				500,000.00	
WELLS PARK MASTER PLAN IMPL							
GO21-375-390265: Lapse 12/31/19 CBS-4584	26,177.00	25,950.00	23,331.00	2,619.00			
ICHIRO MAEHARA BB STDM IMPRV							
GF22-301-320049: Lapse 12/31/22 CBS-5481	800,000.00	800,000.00	793,980.03		6,019.97		
CENTRAL MAUI PICKLEBALL COURTS							
GF23-301-330064: Lapse 12/31/23 CBS-7245	150,000.00	150,000.00	145,688.18	4,311.82			
GF24-301-340061: Lapse 12/31/24 CBS-7245	1,000,000.00	1,000,000.00		14,223.17	928,466.00	57,310.83	
GF25-301-350037: Lapse 12/31/25 CBS-7245	1,300,000.00	1,300,000.00					1,300,000.00
CONST MAINT BASEYARD IMP							
GF23-301-330065: Lapse 12/31/23 CBS-7239	175,000.00	175,000.00	143,375.20	600.00		31,024.80	
GF24-301-340062: Lapse 12/31/24 CBS-7239	500,000.00	500,000.00			450,657.00	49,343.00	
	<b>62,839,252.00</b>	<b>63,227,352.48</b>	<b>16,162,425.60</b>	<b>13,696,539.95</b>	<b>2,969,237.64</b>	<b>25,732,749.29</b>	<b>4,666,400.00</b>
<b>Kihei-Makena Community Plan Area</b>							
WAIPIULANI PARK IRRIGATION							
GF16-301-367108: Lapse 12/31/16 CBS-2359	800,000.00	800,000.00	533,870.74		239,500.00	26,629.26	
GF17-301-378341: Lapse 12/31/17 CBS-2359	100,000.00	100,000.00	18,758.13		81,137.23	104.64	
GF18-301-389756: Lapse 12/31/18 ORD#4796	81,137.00	81,137.00	29,427.85		44,151.81	7,557.34	
SOUTH MAUI COMMUNITY PARK							
PA19-309-390044: Lapse 12/31/19 CBS-1118	500,000.00	500,000.00	152,676.21	147,123.31		200,200.48	
WAIPIULANI PARK COURT IMPRVMT							
GF24-301-340055: Lapse 12/31/24 CBS-7856	150,000.00	150,000.00		32,847.25	83,137.19	34,015.56	
SOUTH MAU BEACH PARK PRKNG LOT							
GF21-301-310057: Lapse 12/31/21 CBS-5552	100,000.00	100,000.00	95,540.00			4,460.00	
GO21-375-310258: Lapse 12/31/21 CBS-5552	439,540.53	439,540.53	393,825.63			45,714.90	
GO22-376-315258: Lapse 12/31/21 CBS-5552	60,459.47	55,437.10	44,520.00			10,917.10	
GF22-301-320043: Lapse 12/31/22 CBS-5552	775,000.00	775,000.00	438,429.04	174,017.29		162,553.67	
PA23-309-330057: Lapse 12/31/23 CBS-5552	775,000.00	775,000.00	129,000.00	285,908.17	360,091.83		
GF24-301-340054: Lapse 12/31/24 CBS-5552	1,550,000.00	1,550,000.00		147,471.08	1,206,101.51	196,427.41	
KIHEI COMMUNITY CTR IMPROVMTS							
GF23-301-330055: Lapse 12/31/23 CBS-6644	600,000.00	600,000.00	255,443.79	344,556.21			

**County of Maui**  
**Capital Improvement Projects Report (Excluding Department of Water Supply)**  
**As of 6/30/2025**

<b>13-904 Parks and Recreation</b>	<b>Original Appropriation</b>	<b>Allotted To Date</b>	<b>Expenditure Prior Years</b>	<b>Expenditure Current Year</b>	<b>Amount Lapsed</b>	<b>Encumbrance</b>	<b>Allotment Balance</b>
GF24-301-340151: Lapse 12/31/24 CBS-6644	800,000.00	800,000.00		660,814.00	139,186.00		
	<b>6,731,137.00</b>	<b>6,726,114.63</b>	<b>2,091,491.39</b>	<b>1,792,737.31</b>	<b>2,153,305.57</b>	<b>688,580.36</b>	<b>0.00</b>
<b>West Maui Community Plan Area</b>							
<b>WEST MAUI PARKS SYSTEM</b>							
GF19-301-390066: Lapse 12/31/19 CBS-2344	462,000.00	462,000.00	457,639.46		4,360.54		
GF20-301-301374: Lapse 12/31/20 CBS-2344	500,000.00	500,000.00	498,698.63		1,301.37		
<b>LAUNIUPOKO MASTER PLAN</b>							
PA19-309-390067: Lapse 12/31/19	500,000.00	500,000.00				500,000.00	
<b>NAPILI PARK IMPROVEMENTS</b>							
PA22-309-320056: Lapse 12/31/22 CBS-6652	350,000.00	350,000.00	76,516.50	16,189.50	257,294.00		
PA23-309-330073: Lapse 12/31/23 CBS-6652	250,000.00	250,000.00	62,773.00	168,226.91		19,000.09	
PA24-309-340067: Lapse 12/31/24 CBS-6652	750,000.00	750,000.00		737,143.00		12,857.00	
<b>WEST MAUI PARK PLAYGROUND IMPR</b>							
PA24-309-340068: Lapse 12/31/24 CBS-7896	1,000,000.00	1,000,000.00		27,691.00	850,000.00	122,309.00	
<b>LAHAINA CIVIC CENTER REHAB</b>							
GF22-301-320054: Lapse 12/31/22 CBS-6077	600,000.00	600,000.00	277,659.65	116,632.00	186,650.35	19,058.00	
GO23-377-330271: Lapse 12/31/23 CBS-6077	1,000,000.00	1,000,000.00	929,905.00			70,095.00	
GF24-301-340065: Lapse 12/31/24 CBS-6077	4,750,000.00	4,750,000.00	338,316.73	3,328,193.30	804,514.27	278,975.70	
<b>LAHAINA CIVIC CTR TENNIS COURT</b>							
GF22-301-320055: Lapse 12/31/22 CBS-6647	425,000.00	425,000.00	32.00		387,105.00	37,863.00	
<b>LAHAINA REC CENTER IMPROVEMENT</b>							
PA23-309-330072: Lapse 12/31/23 CBS-7256	825,000.00	825,000.00	5,471.40	442,328.60	377,200.00		
<b>LAUNIUPOKO WATERLINE IMPRV</b>							
GF23-301-330069: Lapse 12/31/23 CBS-7241	500,000.00	500,000.00	18,050.00	14,715.39	390,548.00	76,686.61	
	<b>11,912,000.00</b>	<b>11,912,000.00</b>	<b>2,665,062.37</b>	<b>4,851,119.70</b>	<b>3,258,973.53</b>	<b>1,136,844.40</b>	<b>0.00</b>
<b>Lanai Community Plan Area</b>							
<b>FRASER AVENUE DOG PARK</b>							
GF24-301-340058: Lapse 12/31/24 CBS-7894	400,000.00	400,000.00		400,000.00			
<b>FIFTH STREET COURTS RESRF/IMPR</b>							
GF23-301-330058: Lapse 12/31/23 CBS-7242	176,405.00	176,405.00	114,738.68	24,671.59	36,994.73		
GF24-301-340057: Lapse 12/31/24 CBS-7242	700,000.00	700,000.00		681,729.92		18,270.08	
GF25-301-350032: Lapse 12/31/25 CBS-7242	2,000,000.00	2,000,000.00		475,315.06		1,316,730.00	207,954.94
<b>LANAI YOUTH CTR/SKATE PRK</b>							
GO21-375-301231: Lapse 12/31/20 CBS-6052	3,497,000.00	285,010.11	229,940.58	48,878.60		6,190.93	
GO23-377-330259: Lapse 12/31/23 CBS-6052	10,668,000.00	9,320,600.00	8,614,466.81	706,133.19			
GO23-377-340209: Lapse 12/31/24 CBS-6052	2,914,000.00	2,912,141.91		2,894,085.00		18,056.91	
GF25-301-350033: Lapse 12/31/25 CBS-6052	1,000,000.00	1,000,000.00		910,788.10		89,211.90	
<b>LANAI COMMUNITY FIELD HOUSE</b>							
GF24-301-340059: Lapse 12/31/24 CBS-7895	80,000.00	80,000.00		42,143.40		37,856.60	
	<b>21,435,405.00</b>	<b>16,874,157.02</b>	<b>8,959,146.07</b>	<b>6,183,744.86</b>	<b>36,994.73</b>	<b>1,486,316.42</b>	<b>207,954.94</b>
<b>Molokai Community Plan Area</b>							

**County of Maui**  
**Capital Improvement Projects Report (Excluding Department of Water Supply)**  
**As of 6/30/2025**

<b>13-904 Parks and Recreation</b>	<b>Original Appropriation</b>	<b>Alloted To Date</b>	<b>Expenditure Prior Years</b>	<b>Expenditure Current Year</b>	<b>Amount Lapsed</b>	<b>Encumbrance</b>	<b>Allotment Balance</b>
KAUNAKAKAI GYM REHABILITATION							
GF21-301-310062: Lapse 12/31/21 CBS-6074	250,000.00	250,000.00	116,248.00			133,752.00	
KILOHANA RECREATION CTR RENOVATION							
GF21-301-310063: Lapse 12/31/21 CBS-6097	250,000.00	250,000.00	127,103.68			122,896.32	
MOLOKAI PARKS SYSTEM							
GF19-301-390056: Lapse 12/31/19 CBS-2346	635,000.00	635,000.00	524,060.78		92,967.72	17,971.50	
GF20-301-301360: Lapse 12/31/20 CBS-2346	275,000.00	275,000.00	81,500.00		164,311.00	29,189.00	
	<b>1,410,000.00</b>	<b>1,410,000.00</b>	<b>848,912.46</b>	<b>0.00</b>	<b>257,278.72</b>	<b>303,808.82</b>	<b>0.00</b>
<b>Countywide</b>							
CW PARK PLAYGROUND IMPRV							
GF19-301-390C38: Lapse 12/31/19 CBS#3232	1,000,000.00	1,000,000.00	889,530.26	11,722.50	33,525.24	65,222.00	
GF23-301-330C49: Lapse 12/31/23 CBS-3232	450,000.00	450,000.00	121,245.39	171,640.41		157,114.20	
PA23-309-330C52: Lapse 12/31/23 CBS-3232	650,000.00	650,000.00		180,000.76		285,288.12	
GF24-301-340C45: Lapse 12/31/24 CBS-3232	1,900,000.00	1,900,000.00			1,900,000.00		
GF25-301-350C29: Lapse 12/31/25 CBS-3232	1,500,000.00	1,500,000.00					1,500,000.00
CW LIGHT ORDINANCE COMP							
GF19-301-390C39: Lapse 12/31/19 CBS#4613	600,000.00	600,000.00	588,380.66			11,619.34	
GF20-301-301C43: Lapse 12/31/20 CBS-4613	2,500,000.00	2,500,000.00	1,172,750.88		173,477.61	1,153,771.51	
CW PARKS ADA IMPROVEMENTS							
GF19-301-390C37: Lapse 12/31/19 CBS#1117	300,000.00	300,000.00	300,000.00				
GF20-301-301C41: Lapse 12/31/20 CBS-1117	500,000.00	500,000.00	474,662.04			25,337.96	
GF21-301-310C52: Lapse 12/31/21 CBS-1117	250,000.00	250,000.00	112,172.13			137,827.87	()
GF22-301-320C39: Lapse 12/31/22 CBS-1117	500,000.00	500,000.00	326,379.00			173,621.00	()
GF23-301-330C50: Lapse 12/31/23 CBS-1117	500,000.00	500,000.00	84,639.16	139,861.27		275,499.57	()
GF24-301-340C48: Lapse 12/31/24 CBS-1117	500,000.00	500,000.00		330,631.58	70,271.80	99,096.62	
GF25-301-350C30: Lapse 12/31/25 CBS-1117	500,000.00	500,000.00		6,625.17			493,374.83
LARGE CAPACITY CESSPOOL							
GO18-373-367252: Lapse 12/31/16 CBS-1114	550,000.00	242,364.00	224,144.15		18,219.85		
CW CONSTRUC PROJECT MANAGEMENT							
GF25-301-350C28: Lapse 12/31/25 CBS-8396	2,000,000.00	2,000,000.00		108,799.45		1,891,200.55	
CW PARKS FACILITIES							
GF22-301-320C40: Lapse 12/31/22 CBS-4581	500,000.00	500,000.00	387,725.77	30,250.87	11,262.93	70,760.43	
GF23-301-330C51: Lapse 12/31/23 CBS-4581	500,000.00	846,000.00	314,182.14	465,958.16	1,000.00	64,859.70	
GF24-301-340C49: Lapse 12/31/24 CBS-4581	600,000.00	600,000.00	87,492.91	283,798.02	129,299.47	99,409.60	
GF25-301-350C31: Lapse 12/31/25 CBS-4581	1,000,000.00	1,000,000.00		479,307.31		495,608.00	25,084.69
MOLOKAI ATHLETIC COMPLEX							
SH16-323-369511:	400,000.00	400,000.00				399,980.00	20.00
	<b>17,200,000.00</b>	<b>17,238,364.00</b>	<b>5,083,304.49</b>	<b>2,208,595.50</b>	<b>2,622,345.02</b>	<b>5,305,639.47</b>	<b>2,018,479.52</b>
<b>TOTAL Parks and Recreation</b>	<b>137,133,237.17</b>	<b>131,470,573.87</b>	<b>38,769,923.32</b>	<b>31,660,780.44</b>	<b>14,705,621.42</b>	<b>38,786,284.23</b>	<b>7,547,964.46</b>

**County of Maui**  
**Capital Improvement Projects Report (Excluding Department of Water Supply)**  
**As of 6/30/2025**

<b>13-907 Roads</b>	<b>Original Appropriation</b>	<b>Alloted To Date</b>	<b>Expenditure Prior Years</b>	<b>Expenditure Current Year</b>	<b>Amount Lapsed</b>	<b>Encumbrance</b>	<b>Allotment Balance</b>
<b>Hana Community Plan Area</b>							
KALEPA ROCKFALL REPAIRS							
HY20-302-301392: Lapse 12/31/20 CBS-2779	350,000.00	350,000.00	120,793.76	14,309.28	214,896.96		
GO23-377-320270: Lapse 12/31/22 CBS-2779	4,250,000.00	3,892,244.08	244.08			3,892,000.00	
KOUKOUAI BRIDGE REPLACEMENT							
GO21-375-301251: Lapse 12/31/20 CBS-1046	1,999,527.59	1,437,634.41	1,432,838.24		4,796.17		
KALEPA REVETMENT/SEAWALL							
GO21-375-310287: Lapse 12/31/21 CBS-3183	419,816.00	419,816.00	149,405.86	15,588.12		254,822.02	
HY23-302-330090: Lapse 12/31/23 CBS-3183	700,000.00	700,000.00	150.00			699,850.00	
MAKA'AKAE RD RESURFACING							
GO21-375-390276: Lapse 12/31/19 CBS-5484	549,820.42	493,980.00	493,980.00				
PIILANI HWY SLOPE NUANUALOA							
GO21-375-310286: Lapse 12/31/21 CBS-6088	1,350,000.00	1,350,000.00	1,333,792.00		16,208.00		
KEANAE ROAD SAFETY IMPROVEMENT							
SH19-323-390022:	2,000,000.00	2,000,000.00					2,000,000.00
EAST MAUI ROCKFL & EMBNK REPR							
GO23-377-340C87: Lapse 12/31/24 CBS-7870	3,900,000.00	3,841,736.00	1,399,198.00	1,927,765.89		514,772.11	
	<b>15,519,164.01</b>	<b>14,485,410.49</b>	<b>4,930,401.94</b>	<b>1,957,663.29</b>	<b>235,901.13</b>	<b>5,361,444.13</b>	<b>2,000,000.00</b>
<b>Paia-Haiku Community Plan Area</b>							
BALDWIN AVE PUBLIC PRKG LOT IM							
GF21-301-310093: Lapse 12/31/21 CBS-6096	200,000.00	200,000.00	79,321.00		97,700.00	22,979.00	
KAUPAKALUA RD PAVEMENT RECONS							
DOT18-325-389020: #STP-STP-0365(0 10)	4,600,000.00	4,212,290.64	3,789,663.66				422,626.98
HAIKU RD GUARDRAIL/SHLDR IMPR							
HY20-302-301400: Lapse 12/31/20 CBS-4597	200,000.00	200,000.00	46,738.94			153,261.06	
REPAIR OF KAUPAKALUA RD/LEPO							
GO23-377-330292: Lapse 12/31/23 CBS-6661	2,300,000.00	2,193,019.48				2,193,019.48	
N SHORE GREENWAY PHASE 4							
DOT18-325-389025: #STP-STP-0900(0 89)	1,407,904.00	1,574,135.60	1,516,429.16				57,706.44
	<b>8,707,904.00</b>	<b>8,379,445.72</b>	<b>5,432,152.76</b>	<b>0.00</b>	<b>97,700.00</b>	<b>2,369,259.54</b>	<b>480,333.42</b>
<b>Makawao-Pukalani-Kula Community Plan Area</b>							
PUKALANI TERRACE SDV PAVE RECO							
HY19-302-390088: Lapse 12/31/19 CBS-3194	1,000,000.00	1,000,000.00	938,599.07		157.00	61,243.93	
GO21-375-301252: Lapse 12/31/20 CBS-3194	1,992,662.85	1,623,817.86	1,332,372.73			291,445.13	
MAK/MAKANI ROAD IMPROVEMENTS							
HY06-302-367010: Lapse 12/31/06	600,000.00	600,000.00	543,941.23	33,867.86		22,190.91	
O HALEA HWY TRAFFIC SIG'L UPGR							
HY20-302-301390: Lapse 12/31/20 CBS-2771	200,000.00	200,000.00	137,502.12	42,871.99	7,817.21	11,808.68	
HALEAKALA HWY INTERSEC IMPR							
SH14-323-345410:	2,000,000.00	1,250,000.00					1,250,000.00

**County of Maui**  
**Capital Improvement Projects Report (Excluding Department of Water Supply)**  
**As of 6/30/2025**

<b>13-907 Roads</b>	<b>Original Appropriation</b>	<b>Alloted To Date</b>	<b>Expenditure Prior Years</b>	<b>Expenditure Current Year</b>	<b>Amount Lapsed</b>	<b>Encumbrance</b>	<b>Allotment Balance</b>
KOKOMO RD/MAK AVE PVMNT PH2 DOT17-325-376740: #STP-STP-0900(0 86)	7,240,600.00	4,829,244.96	4,752,608.14				76,636.82
BALDWIN AVE RESURFACING DOT14-325-345403: #STP-STP-0390(0 01)	2,261,738.00	2,261,738.00	2,259,236.17				2,501.83
MAKANI RD IMPROV, KALAMA-MAKA DOT25-325-350102: #STP-TAP-3630(0 002)		1,875,685.23				1,875,685.23	
MAKAWAO AVE PAVEMENT RECON DOT22-325-320083: #STP-STP-0365(0 12)	7,760,000.00	7,760,000.00					7,760,000.00
DOT23-325-330181: #STP-STP-0365 (012)		6,621,801.41				5,450,479.85	1,171,321.56
	<b>23,055,000.85</b>	<b>28,022,287.46</b>	<b>9,964,259.46</b>	<b>76,739.85</b>	<b>7,974.21</b>	<b>7,712,853.73</b>	<b>10,260,460.21</b>
<b>Wailuku-Kahului Community Plan Area</b>							
KAHEKILI HIGHWAY SLOPE REPAIR HY22-302-320074: Lapse 12/31/22 CBS-6060	400,000.00	400,000.00	5,517.58	193,647.89		200,834.53	
WAIKO RD IMPRV-CONSOL BSYRDS PV22-329-320094:		393,650.00					393,650.00
WAIALE RD IMP (KAOHU-WAIINU) GO21-375-390286: Lapse 12/31/19 CBS-1919	139,745.00	139,745.00	35,570.00		85,415.00	18,760.00	
C MAUI SIGNAL UPGRADE HY17-302-378402: Lapse 12/31/17 CBS-1945	270,000.00	270,000.00	240,606.50	8,193.50	21,200.00		
WAIALE RD EXTENSION GO22-376-320280: Lapse 12/31/22 CBS-1069	3,307,534.03	3,307,534.03	1,011,687.45	1,939,197.01		356,649.57	( )
WAKEA/KAMEHAMEHA INTRSEC IMPRV GO21-375-301269: Lapse 12/31/20 CBS-1916	250,000.00	246,600.00	201,769.17	1,576.42		43,254.41	
DOT23-325-330123: #STP-STP-0900 (104)	2,049,321.33	2,393,168.75	284,988.06	264,619.31		1,702,781.57	140,779.81
IMI KALA EXTENSION HY23-302-330095: Lapse 12/31/23 CBS-3179	1,000,000.00	1,000,000.00	173,081.00	306,413.97	173,809.00	346,696.03	
HY25-302-350050: Lapse 12/31/25 CBS-3179	300,000.00	300,000.00					300,000.00
130 IAO VALLEY RD WALL/RAIL RP GF23-301-330094: Lapse 12/31/23 CBS-7236	500,000.00	500,000.00	166,208.85	89,446.20	130,525.00	113,819.95	
WAIALE RD IMP AT WAIINU ROAD HY19-302-390100: Lapse 12/31/19 CBS-1018	300,000.00	300,000.00	83,611.25	34,227.30		182,161.45	
HY20-302-301410: Lapse 12/31/20 CBS-1018	100,000.00	100,000.00			5,384.00	94,616.00	
MAHANA ESTATES TRAFFIC IMPACT PV22-329-320096:		178,500.00					178,500.00
MAUI LANI PARKWAY EXTENSION -378-340288: Lapse 12/31/24 CBS-7872	1,000,000.00	998,995.12		109,072.47		889,922.65	
MILL STREET PVMNT RECONSTRUCT DOT21-325-310120: #STP-STP-3840(0 CBS-5057	4,300,000.00	4,439,246.71	2,614,856.29	216,351.87		1,480,506.31	127,532.24
HANSEN RD PAVEMENT RECONS DOT15-325-356700: #STP-STP-3600(0 01)	3,500,000.00	3,919,875.20	3,827,052.65				92,822.55
KAMEHAMEHA AVE PAVEMENT REHAB DOT13-325-337504: #STP-STP-0900 (079)	3,727,251.98	3,717,059.29	2,839,876.17			198,799.13	678,383.99

**County of Maui**  
**Capital Improvement Projects Report (Excluding Department of Water Supply)**  
**As of 6/30/2025**

<b>13-907 Roads</b>	<b>Original Appropriation</b>	<b>Alloted To Date</b>	<b>Expenditure Prior Years</b>	<b>Expenditure Current Year</b>	<b>Amount Lapsed</b>	<b>Encumbrance</b>	<b>Allotment Balance</b>
PAVEMENT REHAB S MAUI ROADS							
DOT18-325-389800: #STP-STP-0900(0 90)	5,448,985.87	4,138,107.74	3,802,220.25				335,887.49
ONEHEE AVE IMPROVEMENTS							
DOT22-325-320082: #STP-STP-3960(0 CBS-5499	8,138,273.00	6,703,244.21	5,145,336.97			722,965.66	834,941.58
LONO AVENUE EXTENSION							
HY19-302-390102: Lapse 12/31/19 CBS-5054	300,000.00	300,000.00	140,432.95		159,567.05		
	<b>35,031,111.21</b>	<b>33,745,726.05</b>	<b>20,572,815.14</b>	<b>3,162,745.94</b>	<b>575,900.05</b>	<b>6,351,767.26</b>	<b>3,082,497.66</b>
<b>Kihei-Makena Community Plan Area</b>							
S.KIHEI RD DW IMPR (PIIKEA-KU)							
HY19-302-390086: Lapse 12/31/19 CBS-XXXX	200,000.00	200,000.00	200,000.00				
GO21-375-301294: Lapse 12/31/20 CBS-5485	1,900,000.00	1,479,382.16	9,033.80			1,470,348.36	( )
OHUKAI RD SDWLK IMPRV							
GO21-375-301295: Lapse 12/31/20 CBS-5492	600,000.00	600,000.00	2,618.40			597,381.60	
KIHEI BIKEWAY PHASE 2							
PV16-329-367579:	46,531.00	46,531.00	727.87				45,803.13
SOUTH KIHEI RD PAVEMENT REHAB							
DOT21-325-310115: #STP-STP-3100(0 CBS-5515	6,230,000.00	5,361,238.36	5,282,976.66				78,261.70
DOT23-325-330184: #STP-STP-3100 (016)		2,073,400.40	713,826.58			1,359,573.82	
NS COLLECTOR RD (WAIPUILANI-)							
GO22-376-320273: Lapse 12/31/22 CBS-2309	463,641.00	463,641.00	270,000.00			193,641.00	
NS COLLECTOR ROAD (NAMAUU-KUL)							
GO21-375-390285: Lapse 12/31/19 CBS-2309	500,000.00	478,866.00	478,866.00			325,868.66	
GO21-375-301293: Lapse 12/31/20 CBS-2309	1,000,000.00	970,740.00	441,029.70	203,841.64		325,868.66	
BY21-304-310088: Lapse 12/31/21 CBS-2309	250,000.00	250,000.00				250,000.00	
HY21-302-310089: Lapse 12/31/21 CBS-2309	500,000.00	500,000.00				500,000.00	
	<b>11,690,172.00</b>	<b>12,423,798.92</b>	<b>7,399,079.01</b>	<b>203,841.64</b>	<b>0.00</b>	<b>4,696,813.44</b>	<b>124,064.83</b>
<b>West Maui Community Plan Area</b>							
WM ROADWAY IMPRV MTV GRANT							
PV15-329-356575:	715,000.00	715,000.00	167,900.00				547,100.00
PV16-329-367575:	1,700,000.00	1,700,000.00				1,118,691.76	581,308.24
L HONOAPIILANI RD COMPLETE STR							
GF22-301-320075: Lapse 12/31/22 CBS-6643	500,000.00	500,000.00	314,123.15			185,876.85	
LOWER HONOAPIILANI RD EROSION							
GF24-301-340089: Lapse 12/31/24 CBS-5509	350,000.00	350,000.00				350,000.00	
FRONT STREET IMPROVEMENTS							
GO21-375-390273: Lapse 12/31/19 CBS-1946	620,781.57	620,781.57	582,960.61	37,820.96			
GOLAPS-350-350051: Lapse 12/31/25 CBS-1946	4,811,161.00	4,811,161.00		851,000.00		3,960,161.00	
GO23-377-350219: Lapse 12/31/25 CBS-1946	688,839.00	688,839.00		56,649.77		632,189.23	
COM 2023 SEVERE WEATHR -LAHAIN							
FF24-321-340134: ER-2 R-26 (005)	940,000.00	940,000.00					940,000.00
FF25-321-350100: ER-2 R-26 (005)		1,504,315.79		912,151.79		170,419.71	421,744.29

**County of Maui**  
**Capital Improvement Projects Report (Excluding Department of Water Supply)**  
**As of 6/30/2025**

<b>13-907 Roads</b>	<b>Original Appropriation</b>	<b>Alloted To Date</b>	<b>Expenditure Prior Years</b>	<b>Expenditure Current Year</b>	<b>Amount Lapsed</b>	<b>Encumbrance</b>	<b>Allotment Balance</b>
WM GREENWAY PILOT PRJ							
BY17-304-378406: Lapse 12/31/17 CBS-3240	300,000.00	300,000.00	153,844.38			146,155.62	
WEST MAUI GREENWAY							
GF24-301-340090: Lapse 12/31/24 CBS-7897	240.00	240.00				240.00	
BY24-304-340091: Lapse 12/31/24 CBS-7897	199,760.00	199,760.00				199,760.00	
FLOOD MONITOR FOR ENHANCED EME							
DOT25-325-350101: #STP-STP-0900 (111)		15,000.00		15,000.00			
KAHANA NUI BRIDGE REPLCMNT							
GO21-375-301248: Lapse 12/31/20 CBS-1040	1,074,252.98	1,066,082.86	967,657.77	90,799.04	7,626.05		
SEDIMNT REMVL KULANIHAKOI STRM							
FF25-321-350135: VJLZ 58JL 6 07768015		2,479,134.58		2,362,765.29			116,369.29
LOWER HPILANI RD PAVEMENT REH							
DOT25-325-350108: #STP-STP-3080(0 10)		5,000,000.00				5,000,000.00	
PAPALUA ST TRAFFIC SIGNAL UPGR							
DOT22-325-320081: #STP-STP-3960(0 01)	1,576,000.00	1,617,540.96	1,195.58			1,503,884.85	112,460.53
	<b>13,476,034.55</b>	<b>22,507,855.76</b>	<b>2,187,681.49</b>	<b>4,326,186.85</b>	<b>7,626.05</b>	<b>13,267,379.02</b>	<b>2,718,982.35</b>
<b>Countywide</b>							
CW BIKEWAY IMPROVEMENTS							
BY16-304-367C31: Lapse 12/31/16 CBS-1036	150,000.00	150,000.00	72,521.13		77,478.87		
BY18-304-389C49: Lapse 12/31/18 CBS-1036	97,276.00	97,276.00	14,813.16		6,329.84	76,133.00	()
BY20-304-301C80: Lapse 12/31/20 CBS-1036	387,208.00	387,208.00	350,822.07		36,385.93		
CW SIDEWALK IMPROVEMENTS							
HY13-302-331133: Lapse 12/31/13 CBS-1037	500,000.00	500,000.00	446,655.16		45,328.87	8,015.97	
HY19-302-390C78: Lapse 12/31/19 CBS#1037	490,000.00	490,000.00	460,582.00		23,877.00	5,541.00	
HY20-302-301C85: Lapse 12/31/20 CBS-1037	745,000.00	745,000.00	320,611.51	53,780.00	294,228.49	76,380.00	
GF22-301-356097: Lapse 12/31/22 CBS-6069		146,538.71		146,538.71			
CW BRIDGE IMPROVEMENTS							
HY14-302-345332: Lapse 12/31/14 CBS-1031	295,000.00	295,000.00	157,412.57	137,168.73	418.70		()
HY16-302-367C22: Lapse 12/31/16 CBS-1031	370,000.00	370,000.00	247,870.50		122,129.50		
HY19-302-390C76: Lapse 12/31/19 CBS#1031	220,000.00	220,000.00	216,957.23		3,042.77		
HY20-302-301C83: Lapse 12/31/20 CBS-1031	600,000.00	600,000.00	404,661.30		154,698.38	40,640.32	
PAIA SCHOOL SAFE ROUTES TO SCH							
DOT19-325-390095: #STP-SRS-0900(0 91)	1,226,784.55	1,226,784.55	1,016,727.22			54,204.09	155,853.24
CW SAFETY IMPROVEMENTS							
HY13-302-331132: Lapse 12/31/13 CBS-1024	600,000.00	600,000.00	550,441.47		49,558.53		
HY18-302-389C51: Lapse 12/31/18 CBS-1024	500,000.00	500,000.00	327,962.83		116,102.17	55,935.00	
HY19-302-390C75: Lapse 12/31/19 CBS-1024	850,000.00	850,000.00	732,549.97		117,450.03		
HY20-302-301C82: Lapse 12/31/20 CBS-1024	1,060,000.00	1,060,000.00	427,740.63	14,735.00	521,221.38	96,302.99	
CW TRAFFIC/SAFETY PROGRAM							
BY21-304-310C79: Lapse 12/31/21 CBS-6067	50,000.00	50,000.00	40,270.00		7,995.00	1,735.00	
HY21-302-310C82: Lapse 12/31/21 CBS-6067	1,720,000.00	1,720,000.00	1,009,561.77	29,011.24	246,102.75	435,324.24	
HY22-302-320C66: Lapse 12/31/22 CBS-6067	1,814,700.00	1,814,700.00	1,476,298.56	20,647.00	42,058.39	275,696.05	()
HY23-302-330C85: Lapse 12/31/23 CBS-6067	1,682,000.00	1,682,000.00	886,075.00	183,220.04	167,013.59	445,691.37	

**County of Maui**  
**Capital Improvement Projects Report (Excluding Department of Water Supply)**  
**As of 6/30/2025**

<b>13-907 Roads</b>	<b>Original Appropriation</b>	<b>Allotted To Date</b>	<b>Expenditure Prior Years</b>	<b>Expenditure Current Year</b>	<b>Amount Lapsed</b>	<b>Encumbrance</b>	<b>Allotment Balance</b>
HY24-302-340C83: Lapse 12/31/24 CBS-6067	4,207,334.00	4,207,334.00	234,557.76	1,150,774.93	544,865.70	2,277,135.61	
GF25-301-350C47: Lapse 12/31/25 CBS-6067	199,671.00	199,671.00					199,671.00
HY25-302-350C49: Lapse 12/31/25 CBS-6067	6,800,000.00	6,800,000.00		724,701.24		5,944,461.73	130,837.03
<b>CW RD RESURFACING/PAVEMENT PR</b>							
HY14-302-345333: Lapse 12/31/14 CBS-1023	5,546,744.00	5,546,744.00	5,404,729.31		56,526.05	85,488.64	
HY17-302-378C74: Lapse 12/31/17 CBS-1023	5,634,267.00	5,634,267.00	4,821,499.63		393,823.12	418,944.25	
HY19-302-390C74: Lapse 12/31/19 CBS#1023	6,266,792.00	6,266,792.00	5,792,892.01		350,598.91	123,301.08	
HY20-302-301C81: Lapse 12/31/20 CBS-1023	5,676,267.00	5,676,267.00	5,269,055.53	5,339.00		82,390.68	319,481.79
HY21-302-310C81: Lapse 12/31/21 CBS-1023	6,250,000.00	6,250,000.00	4,208,064.14	446,380.55		117,788.94	1,477,766.37
HY22-302-320C65: Lapse 12/31/22 CBS-1023	6,215,798.00	6,215,798.00	3,065,561.93	1,623,247.19		144,115.41	1,382,873.47
GO22-376-320C68: Lapse 12/31/22 CBS-1023	972,391.33	972,391.33	972,391.33				( )
GF22-301-320C69: Lapse 12/31/22 CBS-1023	284,202.00	284,202.00	284,202.00				
GO23-377-326C68: Lapse 12/31/22 CBS-1023	2,577,608.67	2,577,608.67		376,839.85			2,200,768.82
HY23-302-330C84: Lapse 12/31/23 CBS-1023	6,730,000.00	6,730,000.00	3,466,690.73	736,088.13	93,304.25		2,433,916.89
GO23-377-330C89: Lapse 12/31/23 CBS-1023	5,050,000.00	5,049,502.50	739,366.81	1,069,215.11			3,240,920.58
HY24-302-340C82: Lapse 12/31/24 CBS-1023	7,000,000.00	7,000,000.00	1,006,705.24	1,570,195.74	181,419.06		4,241,679.96
GO23-377-340C85: Lapse 12/31/24 CBS-1023	8,050,000.00	6,916,372.58	1,050,178.00	285,244.67			5,580,949.91
-378-350C18: Lapse 12/31/25 CBS-1023	1,700,000.00						
HY25-302-350C48: Lapse 12/31/25 CBS-1023	10,550,000.00	10,550,000.00		1,271,970.88		3,437,584.15	5,840,444.97
<b>CW TRAFFIC CALMING PROGRAM</b>							
HY20-302-301C84: Lapse 12/31/20 CBS-1035	500,000.00	500,000.00	199,645.02	5,000.00	295,354.98		
<b>KEA ST PAVEMENT RECONSTRUCTION</b>							
DOT19-325-390710: #STP-STP-0900(0 93)	1,848,134.52	1,848,134.52	1,569,563.95				278,570.57
<b>OLD HALEAKALA HWY TRAFFICE SIG</b>							
DOT20-325-300825: #STP-STP-0357(0 CBS-2771)	510,256.00	577,317.71	288,949.85	171,487.98		114,296.51	2,583.37
<b>KAUPAKALUA RD PVMNT RECON PH-2</b>							
DOT19-325-390720: #STP-STP-0365(0 11)	5,850,521.72	4,642,153.77	3,997,259.01				644,894.76
<b>CW FEDERAL AID PROGRAM</b>							
GO21-375-310C88: Lapse 12/31/21 CBS-5022	5,477,038.42	5,477,038.42	4,100,563.33	12,134.24		1,364,340.85	
GO22-376-315C88: Lapse 12/31/21 CBS-5022	5,414,596.83	4,129,633.44	3,393,081.07	81,583.19		654,969.18	
HY22-302-320C64: Lapse 12/31/22 CBS-5022	400,000.00	400,000.00	400,000.00				
GO22-376-320C67: Lapse 12/31/22 CBS-5022	2,526,662.23	2,526,662.23	1,883,729.70	290,406.49		352,526.04	
GO23-377-326C67: Lapse 12/31/22 CBS-5022	5,652,337.77	2,123,192.77	692,606.33	(210,900.00)		1,641,486.44	
HY23-302-330C83: Lapse 12/31/23 CBS-5022	5,038,000.00	5,038,000.00	1,891,815.42	581,574.21	587,727.51		1,976,882.86
GO23-377-330C90: Lapse 12/31/23 CBS-5022	3,919,000.00	2,249,919.96	22,056.80				2,227,863.16
HY24-302-340C81: Lapse 12/31/24 CBS-5022	4,221,000.00	4,221,000.00	180,056.39	760,125.40	667,269.09		2,613,549.12
GO23-377-350C17: Lapse 12/31/25 CBS-5022	10,435,000.00	8,498,532.62		122,413.95			7,084,857.59
-378-350C52: Lapse 12/31/25 CBS-5022				179,933.21			1,111,327.87
<b>SAFE ROUTES TO SCH PRG</b>							
SH19-323-399510: CBS-2772	275,000.00	97,584.27	94,183.25				3,401.02
SH20-323-301510: CBS-2772	275,000.00	166,780.38	15,008.85	48,730.00			103,041.53
<b>ASSESSMENT OF COM COASTAL RDS</b>							
DOT20-325-300810: #STP-STP-0900(1 01)	560,000.00	527,268.00					527,268.00
<b>KAHANA NUI BRIDGE REPLCMNT</b>							
DOT20-325-300830: #STP-BR-3080(00 CBS-1040	4,345,007.00	5,254,412.80	3,759,906.04	1,117,673.01		255,930.65	120,903.10
GF22-301-356091: Lapse 12/31/22 CBS-5022		210,900.00		210,900.00			

**County of Maui**  
**Capital Improvement Projects Report (Excluding Department of Water Supply)**  
**As of 6/30/2025**

<b>13-907 Roads</b>	<b>Original Appropriation</b>	<b>Alloted To Date</b>	<b>Expenditure Prior Years</b>	<b>Expenditure Current Year</b>	<b>Amount Lapsed</b>	<b>Encumbrance</b>	<b>Allotment Balance</b>
C MAUI SUB-AREA TRANSPORT STUD DOT20-325-300835: #STP-SPR-0010(0 CBS-5538		466,400.00	400,000.00				66,400.00
IOLANI/LOHA/MAKANI RD PVMNT DOT21-325-310100: #STP-STP-0900(0 CBS-5511	10,500,000.00	10,725,898.22	7,175,429.72			3,216,562.48	333,906.02
SOH OLD HALEAKALA HWY SDWLK SH19-323-399515:		3,000,000.00					3,000,000.00
CW BRIDGE/DRAINAGE PROGRAM HY21-302-310C80: Lapse 12/31/21 CBS-6069	2,850,000.00	2,850,000.00	1,552,414.29	108,345.14	1,007,243.47	181,997.10	
	<b>173,666,598.04</b>	<b>165,912,286.45</b>	<b>77,092,697.52</b>	<b>13,324,504.83</b>	<b>6,553,847.36</b>	<b>57,533,462.13</b>	<b>11,407,774.61</b>
<b>TOTAL Roads</b>	<b>281,145,984.66</b>	<b>285,476,810.85</b>	<b>127,579,087.32</b>	<b>23,051,682.40</b>	<b>7,478,948.80</b>	<b>97,292,979.25</b>	<b>30,074,113.08</b>

**County of Maui**  
**Capital Improvement Projects Report (Excluding Department of Water Supply)**  
**As of 6/30/2025**

<b>13-908 Solid Waste Facilities</b>	<b>Original Appropriation</b>	<b>Alloted To Date</b>	<b>Expenditure Prior Years</b>	<b>Expenditure Current Year</b>	<b>Amount Lapsed</b>	<b>Encumbrance</b>	<b>Allotment Balance</b>
<b>Wailuku-Kahului Community Plan Area</b>							
CML SYS CONTROL & DATA ACQ							
SW19-305-390024: Lapse 12/31/19 CBS-3181	300,000.00	300,000.00	242,456.00	27,384.00	30,160.00		
CML PH VB EXT LEACHATE RECIRC							
GO21-375-301216: Lapse 12/31/20 CBS-5495	650,000.00	650,000.00	144,956.28		505,043.72		
CML GAS SYSTEM EXPANSION							
SW24-305-340019: Lapse 12/31/24 CBS-7869	50,000.00	50,000.00				50,000.00	
GO23-377-340222: Lapse 12/31/24 CBS-7869	400,000.00	400,000.00		8,774.89		391,225.11	
SW25-305-350015: Lapse 12/31/25 CBS-7869	250,000.00	250,000.00		35,847.29		213,088.71	1,064.00
CML GAS COLLECTION SYST RELIAB							
SW22-305-320016: Lapse 12/31/22 CBS-6639	320,000.00	320,000.00	303,190.06	16,642.94	167.00		
GO23-377-330220: Lapse 12/31/23 CBS-6639	2,000,000.00	2,000,000.00	805,966.50	214,924.40		979,109.10	
CML COMPREHENSIVE ENV IMP STAT							
SW23-305-330016: Lapse 12/31/23 CBS-6640	500,000.00	500,000.00	82,284.28	11,290.77		406,424.95	
SW24-305-340018: Lapse 12/31/24 CBS-6640	300,000.00	300,000.00			167,976.22	132,023.78	
SW25-305-350014: Lapse 12/31/25 CBS-6640	500,000.00	500,000.00					500,000.00
CML OPERATIONS FACILITIES							
SW23-305-330018: Lapse 12/31/23 CBS-2721	250,000.00	250,000.00	240,586.00			9,414.00	
INT COM GREENWASTE & BIOSOLIDS							
SW23-305-330019: Lapse 12/31/23 CBS-7252	1,100,000.00	1,100,000.00	1,100,000.00				
CML LAND PURCHASE							
GO21-375-390246: Lapse 12/31/19 CBS-3567	248,552.09	248,552.09	64,387.85			184,164.24	
GO21-375-301215: Lapse 12/31/20 CBS-3567	2,000,000.00	1,994,910.00	1,882,397.00	5,128.50		107,384.50	
GO23-377-340223: Lapse 12/31/24 CBS-3567	2,000,000.00	8,082.72		8,082.72			
GO23-377-350223: Lapse 12/31/25 CBS-8394	2,000,000.00	1,581,957.81		1,572,845.09		9,112.72	
CML PHASES IV&V FINAL CLOSURE							
GO21-375-310223: Lapse 12/31/21 CBS-1099	324,950.00	324,950.00	139,080.50			185,869.50	
CML KALIALINUI GULCH CROSSING							
SW24-305-340020: Lapse 12/31/24 CBS-7235	250,000.00	250,000.00		58,835.00	100.00	191,065.00	
LAHAINA WILDFIRE DISPOSAL SITE							
SW24-305-340159: Lapse 12/31/24 CBS-XXXX	4,575,000.00	4,575,000.00	941,415.00	379,759.04	1,558,004.28	1,695,821.68	
PREFAB BLD W/ SOLAR PWR AT CML							
SW25-305-350016: Lapse 12/31/25 CBS-8394	300,000.00	300,000.00		81,565.99		202,638.01	15,796.00
-378-350205: Lapse 12/31/25 CBS-8394	1,000,000.00						
BENEFICIAL USE OF LANDFILL GAS							
SW25-305-350013: Lapse 12/31/25 CBS-8393	250,000.00	250,000.00		35,106.52		61,144.48	153,749.00
CML PHASE IIIB LATERAL EXP							
GO22-376-320215: Lapse 12/31/22 CBS-6635	250,000.00	250,000.00	248,535.50		1,464.50		
GO23-377-330222: Lapse 12/31/23 CBS-6635	13,500,000.00	13,500,000.00	5,902,600.95	6,632,833.06		964,565.99	
CML PH II/III INTERFC DEVT							
GO22-376-320214: Lapse 12/31/22 CBS-6634	824,945.42	824,945.42	793,641.20		31,199.84	104.38	
GO23-377-340224: Lapse 12/31/24 CBS-6634	1,200,000.00	1,200,000.00	214,325.00	379,015.80	15.00	606,644.20	
	<b>35,343,447.51</b>	<b>31,928,398.04</b>	<b>13,105,822.12</b>	<b>9,468,036.01</b>	<b>2,294,130.56</b>	<b>6,389,800.35</b>	<b>670,609.00</b>

**County of Maui**  
**Capital Improvement Projects Report (Excluding Department of Water Supply)**  
**As of 6/30/2025**

<b>13-908 Solid Waste Facilities</b>	<b>Original Appropriation</b>	<b>Alloted To Date</b>	<b>Expenditure Prior Years</b>	<b>Expenditure Current Year</b>	<b>Amount Lapsed</b>	<b>Encumbrance</b>	<b>Allotment Balance</b>
<b>West Maui Community Plan Area</b>							
OLOWALU LF SITE RESTORATION SW18-305-389717: Lapse 12/31/18 CBS-2725	950,000.00	950,000.00	902,977.23		40.72	46,982.05	
<b>Lanai Community Plan Area</b>							
LANAI LANDFILL GROUND H2O EXEM SW23-305-330012: Lapse 12/31/23 CBS-7238	250,000.00	250,000.00	207,798.63	610.20	41,591.17		
<b>Molokai Community Plan Area</b>							
KALAMAULA LF SITE RESTORATION SW18-305-389708: Lapse 12/31/18 CBS-2727	230,000.00	230,000.00	117,151.00		1,429.00	111,420.00	
MOLOKAI LF PHASE V EXP GO21-375-310218: Lapse 12/31/21 CBS-4606	232,195.00	232,195.00	232,193.44		1.56		
MOLOKAI LANDFILL MASTER PLAN SW24-305-340016: Lapse 12/31/24 CBS-7868	250,000.00	250,000.00	80,975.00	89,310.00		79,715.00	
MOLOKAI LF SCALEHOUSE REPLACEMENT SW25-305-350010: Lapse 12/31/25 CBS-5497	500,000.00	500,000.00					500,000.00
	<b>1,212,195.00</b>	<b>1,212,195.00</b>	<b>430,319.44</b>	<b>89,310.00</b>	<b>1,430.56</b>	<b>191,135.00</b>	<b>500,000.00</b>
<b>Countywide</b>							
INTEGRATED SW MGT PLAN UPDTE SW25-305-350001: Lapse 12/31/25 CBS-3565	50,000.00	50,000.00					50,000.00
ENV'TAL COMP SYS DSGN/CTNS SW20-305-301C00: Lapse 12/31/20 CBS-3182	500,000.00	500,000.00	224,691.45		216,300.64	59,007.91	
SW23-305-330C00: Lapse 12/31/23 CBS-3182	500,000.00	500,000.00	487,014.70	12,944.52	40.37	.41	
SW24-305-340C00: Lapse 12/31/24 CBS-3182	750,000.00	750,000.00	427,368.04	175,930.19	.04	146,701.73	
SW25-305-350C00: Lapse 12/31/25 CBS-3182	750,000.00	750,000.00		133,313.54		30,686.46	586,000.00
PARTIAL CLOSURE OF ACTV LNDFLS SW24-305-340C01: Lapse 12/31/24 CBS-7867	50,000.00	50,000.00			100.00	49,900.00	
	<b>2,600,000.00</b>	<b>2,600,000.00</b>	<b>1,139,074.19</b>	<b>322,188.25</b>	<b>216,441.05</b>	<b>286,296.51</b>	<b>636,000.00</b>
<b>TOTAL Solid Waste Facilities</b>	<b>40,355,642.51</b>	<b>36,940,593.04</b>	<b>15,785,991.61</b>	<b>9,880,144.46</b>	<b>2,553,634.06</b>	<b>6,914,213.91</b>	<b>1,806,609.00</b>

**County of Maui**  
**Capital Improvement Projects Report (Excluding Department of Water Supply)**  
**As of 6/30/2025**

<b>13-909 Wastewater Facilities</b>	<b>Original Appropriation</b>	<b>Alloted To Date</b>	<b>Expenditure Prior Years</b>	<b>Expenditure Current Year</b>	<b>Amount Lapsed</b>	<b>Encumbrance</b>	<b>Allotment Balance</b>
<b>Paia-Haiku Community Plan Area</b>							
PAIA WW PUMP STATION MODIFICAT							
WM23-303-330014: Lapse 12/31/23 CBS-3207	150,000.00	150,000.00	20,071.00	12,480.00		117,449.00	
WM24-303-340017: Lapse 12/31/24 CBS-3207	250,000.00	250,000.00				250,000.00	
WM25-303-350012: Lapse 12/31/25 CBS-3207	1,500,000.00	1,500,000.00					1,500,000.00
SPRECKLESVILLE FM REPLACEMENT							
GO21-375-310221: Lapse 12/31/21 CBS-4588	346,520.00	346,520.00	315,558.00			30,962.00	
GO22-376-315221: Lapse 12/31/21 CBS-4588	13,480.00	13,480.00				13,480.00	
GO23-377-330215: Lapse 12/31/23 CBS-4588	3,600,000.00	3,600,000.00				3,600,000.00	
-378-350204: Lapse 12/31/25 CBS-4588	2,600,000.00						
	<b>8,460,000.00</b>	<b>8,860,000.00</b>	<b>335,629.00</b>	<b>12,480.00</b>	<b>0.00</b>	<b>4,011,891.00</b>	<b>1,500,000.00</b>
<b>Wailuku-Kahului Community Plan Area</b>							
WAI-KAH EPA COMP SEWER REHAB							
WM18-303-389715: Lapse 12/31/18 CBS-1131	1,000,000.00	1,000,000.00	630,152.87	212,157.30		157,689.83	
WM19-303-390025: Lapse 12/31/19 CBS-1131	2,000,000.00	2,000,000.00	318,273.19	12,500.00	209,642.50	1,459,584.31	
WM20-303-301324: Lapse 12/31/20 CBS-1131	4,000,000.00	4,000,000.00	157,275.00		3,728,800.00	113,925.00	
GO21-375-310229: Lapse 12/31/21 CBS-1131	137,800.00	137,800.00	72,195.00			65,605.00	
WM23-303-330028: Lapse 12/31/23 CBS-1131	1,000,000.00	1,000,000.00	100,800.00		236,716.00	662,484.00	
GO23-377-340228: Lapse 12/31/24 CBS-1131	1,000,000.00	509,582.31		258,309.51		251,272.80	
WM25-303-350019: Lapse 12/31/25 CBS-1131	2,000,000.00	2,000,000.00		264,826.00			1,735,174.00
UPPER WAIKO ROAD SEWER EXTENS							
WM23-303-330023: Lapse 12/31/23 CBS-3204	150,000.00	150,000.00	68,795.40	14,169.49		67,035.11	
WAIKO RD SUBDIV SEWER SYSTEM							
GO21-375-310230: Lapse 12/31/21 CBS-1158	500,000.00	500,000.00	202,579.17	23,210.52		274,210.31	( )
WAI-KAH RECYCLED WTR FM							
WM18-303-389716: Lapse 12/31/18 CBS-1171	500,000.00	500,000.00	277,323.08		43.00	222,633.92	
GO21-375-301223: Lapse 12/31/20 CBS-1171	500,000.00	494,640.00	18,631.07			476,008.93	
GO22-376-310231: Lapse 12/31/21 CBS-1171	750,000.00	750,000.00				750,000.00	
WAIHEHU KOU WW PUMP STATION MOD							
WM23-303-330024: Lapse 12/31/23 CBS-5526	200,000.00	200,000.00	200,000.00				
WM24-303-340026: Lapse 12/31/24 CBS-5526	200,000.00	200,000.00	68,386.89	131,613.11			
C MAUI REGIONAL WWRF/WAIKAPU							
GO22-376-315228: Lapse 12/31/21 CBS-3206	1,953,689.88	1,953,680.00	1,122,296.37	476,234.56		355,149.07	( )
SH22-323-320080: CBS-3206		3,500,000.00		1,081,554.22		2,418,445.78	
KAHULUI BEACH RD SEWER LINE							
GO23-377-340227: Lapse 12/31/24 CBS-7234	1,500,000.00	9,120.00	3,000.00			6,120.00	
WAIKAPU/WAILUKU DIV GRAV SEWER							
WM23-303-330025: Lapse 12/31/23 CBS-6084	1,000,000.00	1,000,000.00	9,882.54	140,898.21		849,219.25	
WAIKAPU/WAILUKU DIV PS AND FM							
WM23-303-330026: Lapse 12/31/23 CBS-6083	1,000,000.00	1,000,000.00	10,604.22	109,702.40		879,693.38	
WAI-KAH SOIL AQUIFER TRTMNT							
WM20-303-301326: Lapse 12/31/20 CBS-5033	1,350,000.00	1,350,000.00	105,292.90		350,000.00	894,707.10	
WAI-KAH RECYCLED WTR PS							

**County of Maui**  
**Capital Improvement Projects Report (Excluding Department of Water Supply)**  
**As of 6/30/2025**

<b>13-909 Wastewater Facilities</b>	<b>Original Appropriation</b>	<b>Allotted To Date</b>	<b>Expenditure Prior Years</b>	<b>Expenditure Current Year</b>	<b>Amount Lapsed</b>	<b>Encumbrance</b>	<b>Allotment Balance</b>
WM20-303-301327: Lapse 12/31/20 CBS-5034 WAILUKU WW PUMP STATION MOD	600,000.00	600,000.00	8,409.57			591,590.43	
WM23-303-330027: Lapse 12/31/23 CBS-2323	500,000.00	500,000.00		44,383.23	278,084.00	177,532.77	
WM25-303-350017: Lapse 12/31/25 CBS-2323 WAI-KAH EPA COMPL SEWER REHAB	1,500,000.00	1,500,000.00				120,550.81	1,379,449.19
WM22-303-320018: Lapse 12/31/22 CBS-1146	2,000,000.00	2,000,000.00	40,193.00	72,153.00	1,547,705.00	339,949.00	
WM22-303-320020: Lapse 12/31/22 CBS-1146 WAI/KAH WWRF CONCRETE REHAB	250,000.00	250,000.00	62,310.00	21,999.00	115,800.00	49,891.00	
WM25-303-350018: Lapse 12/31/25 CBS-3574	500,000.00	500,000.00					500,000.00
	<b>26,091,489.88</b>	<b>27,604,822.31</b>	<b>3,476,400.27</b>	<b>2,863,710.55</b>	<b>6,466,790.50</b>	<b>11,183,297.80</b>	<b>3,614,623.19</b>
<b>Kihei-Makena Community Plan Area</b>							
KAIOLA PL SEWER EXPANSION							
WM22-303-320004: Lapse 12/31/22 CBS-5032	100,000.00	100,000.00	100,000.00				
KIHEI WW PUMP STATION NO. 5							
WM24-303-340010: Lapse 12/31/24 CBS-3568	600,000.00	600,000.00		99,400.00		500,600.00	
KIHEI NO.6 FM REPLCMNT							
WM22-303-320005: Lapse 12/31/22 CBS-2729	650,000.00	650,000.00	132,024.24	460,637.27		57,338.49	
KIHEI WWPS NO.2 MODIFI/UPGRADE							
WM22-303-320007: Lapse 12/31/22 CBS-5519	200,000.00	200,000.00	66,790.05	43,012.95	90,197.00		
KIHEI WWPS #7 RELOCATION							
GO23-377-320208: Lapse 12/31/22 CBS-3570	800,000.00	799,977.00	220,903.50	58,345.25		520,728.25	
WM24-303-340011: Lapse 12/31/24 CBS-3570	1,100,000.00	1,100,000.00		174,365.74	232,906.00	692,728.26	
KIHEI WW PUMP STATION NO. 3							
WM25-303-350006: Lapse 12/31/25 CBS-3198	400,000.00	400,000.00					400,000.00
KIHEI NO.4 FM REPLACEMENT							
GO21-375-310213: Lapse 12/31/21 CBS-3564	300,000.00	300,000.00	88,186.16	75,881.19		135,932.65	
-378-350203: Lapse 12/31/25 CBS-5521	1,500,000.00						
KIHEI LAND APPLICATION SYSTEM							
GO22-376-310214: Lapse 12/31/21 CBS-5520	1,000,000.00	241,549.00	17,141.78		224,407.22		
KIHEI WW PUMP STATION NO. 8							
WM25-303-350007: Lapse 12/31/25 CBS-5027	600,000.00	600,000.00					600,000.00
KIHEI-MAKENA SEWER EXP							
GO21-375-301224: Lapse 12/31/20 CBS-6064	848,778.74	435,757.80	371,935.42	32,572.58	31,249.80		
KIHEI WWRF GRIT SYS REPLACE							
-378-330210: Lapse 12/31/23 CBS-5026	4,000,000.00	599,991.00		225,985.51		374,005.49	
KIHEI WWRF UV SYSTEM UPGRADE							
WM25-303-350008: Lapse 12/31/25 CBS-5031	400,000.00	400,000.00					400,000.00
KIHEI IN-PLANT/EFFLUENT PS UPG							
WM20-303-301306: Lapse 12/31/20 CBS-5029	750,000.00	750,000.00	637,396.69	107,724.17		4,879.14	
KIHEI NO.3 FM REPLCMNT							
WM20-303-301307: Lapse 12/31/20 CBS-3563	480,000.00	480,000.00	309,420.21	66,856.83	717.00	103,005.96	
GO23-377-330209: Lapse 12/31/23 CBS-3563	4,800,000.00	4,800,000.00		1,362,194.10		3,437,805.90	

**County of Maui**  
**Capital Improvement Projects Report (Excluding Department of Water Supply)**  
**As of 6/30/2025**

<b>13-909 Wastewater Facilities</b>	<b>Original Appropriation</b>	<b>Alloted To Date</b>	<b>Expenditure Prior Years</b>	<b>Expenditure Current Year</b>	<b>Amount Lapsed</b>	<b>Encumbrance</b>	<b>Allotment Balance</b>
KIHEI WWPS NO.9 MODI/UPGRD							
GO23-377-320209: Lapse 12/31/22 CBS-5028	2,300,000.00	2,300,000.00	481,422.03	34,515.98		1,784,061.99	
GO23-377-340214: Lapse 12/31/24 CBS-5028	500,000.00	500,000.00				500,000.00	
NORTH KIHEI MAUKA TRANS							
WM19-303-390010: Lapse 12/31/19 CBS-2321	1,500,000.00	1,500,000.00	974,686.00	187,948.00	3,356.00	334,010.00	
GO23-377-350202: Lapse 12/31/25 CBS-2321	6,000,000.00	568,580.00				568,580.00	
NORTH KIHEI REUSE DIST EXP							
WM23-303-330008: Lapse 12/31/23 CBS-5521	400,000.00	400,000.00			55,250.00	344,750.00	
KIHEI WW PUMP STATION NO 4							
WM23-303-330006: Lapse 12/31/23 CBS-3199	200,000.00	200,000.00		44,613.00		155,387.00	
WM24-303-340008: Lapse 12/31/24 CBS-3199	350,000.00	350,000.00				350,000.00	
NORTH KIHEI R-1 LINE REPLACE							
WM23-303-330007: Lapse 12/31/23 CBS-7246	1,900,000.00	1,900,000.00	729,923.61	1,170,076.39			
WM24-303-340012: Lapse 12/31/24 CBS-7246	450,000.00	450,000.00		446,938.50	3,061.50		
	<b>32,128,778.74</b>	<b>20,625,854.80</b>	<b>4,129,829.69</b>	<b>4,591,067.46</b>	<b>641,144.52</b>	<b>9,863,813.13</b>	<b>1,400,000.00</b>
<b>West Maui Community Plan Area</b>							
LAH WWRF RAS/DEWATER UPGRADE							
WM23-303-330032: Lapse 12/31/23 CBS-3575	700,000.00	700,000.00	197,338.65	500,691.35	1,970.00		
SH/LN-341-350022: Lapse 12/31/25 CBS-3575	7,000,000.00	7,000,000.00		386,609.93		552,954.07	6,060,436.00
NAPILI WWPS #1 MODIFICATIONS							
GO22-376-320221: Lapse 12/31/22 CBS-1177	550,000.00	550,000.00	334,993.08	215,006.92			
GO23-377-350206: Lapse 12/31/25 CBS-1177	5,500,000.00	614,334.00				614,334.00	
LAHAINA FM NO. 3 REPLACEMENT							
WM24-303-340030: Lapse 12/31/24 CBS-5522	300,000.00	300,000.00		55,058.58		244,941.42	
NAPILI WWPS NO.3 MODI							
SH/LN-341-320025: Lapse 12/31/22 CBS-1179	4,000,000.00	4,000,000.00		219,577.11		3,780,422.89	
WM23-303-330035: Lapse 12/31/23 CBS-1179	230,000.00	230,000.00			142,064.00	87,936.00	
SH/LN-341-340037: Lapse 12/31/24 CBS-1179	600,000.00	600,000.00			2,184.00	597,816.00	
LAHAINA WWRF R-1 PROCESS EXP							
GO23-377-320219: Lapse 12/31/22 CBS-3576	10,500,000.00	10,500,000.00	6,736,791.44	3,763,208.56			
WM23-303-330031: Lapse 12/31/23 CBS-3576	3,100,000.00	3,100,000.00		3,100,000.00			
GO23-377-340232: Lapse 12/31/24 CBS-3576	1,350,000.00	1,350,000.00	450,890.21	827,471.53		71,638.26	
KAANAPALI RESORT R-1 WATER DIS							
WM14-303-345374: Lapse 12/31/14 CBS-1952	700,000.00	700,000.00	700,000.00				
WM24-303-340029: Lapse 12/31/24 CBS-1952	150,000.00	150,000.00		102,292.32		47,707.68	
SH/LN-341-340036: Lapse 12/31/24 CBS-1952	8,500,000.00	8,500,000.00			4,039,007.47	4,460,992.53	
NAPILI NO.2 FM REPLACEMENT							
GO21-375-310234: Lapse 12/31/21 CBS-1168	149,988.00	149,988.00	35,685.71			114,302.29	
WEST MAUI RECYCLED WATER PROJ							
ARRA13-327-331183: C150054-23	3,500,000.00	3,500,000.00	3,205,090.33		131,612.00		163,297.67
WM14-303-345377: Lapse 12/31/14 CBS-1124	50,000.00	50,000.00	42,510.00	7,165.00	325.00		
GO21-375-301228: Lapse 12/31/20 CBS-1124	1,500,000.00	1,434,522.00	1,257,864.87	176,657.13			
GO22-376-315232: Lapse 12/31/21 CBS-1124	5,357,540.00	4,575,148.01	3,511,307.07	406,909.00		656,931.94	

**County of Maui**  
**Capital Improvement Projects Report (Excluding Department of Water Supply)**  
**As of 6/30/2025**

<b>13-909 Wastewater Facilities</b>	<b>Original Appropriation</b>	<b>Allotted To Date</b>	<b>Expenditure Prior Years</b>	<b>Expenditure Current Year</b>	<b>Amount Lapsed</b>	<b>Encumbrance</b>	<b>Allotment Balance</b>
GO23-377-317232: Lapse 12/31/21 CBS-1124	4,020,000.00	4,020,000.00				4,020,000.00	
SH/LN-341-320026: Lapse 12/31/22 CBS-1124	7,000,000.00	7,000,000.00	3,753,092.69	3,179,727.30		67,180.01	
GO23-377-326222: Lapse 12/31/22 CBS-1124	5,965,458.45	5,965,458.45	617,019.19	387,741.15		4,960,698.11	
SH/LN-341-330038: Lapse 12/31/23 CBS-1124	5,000,000.00	5,000,000.00	75,045.00		4,908,790.00	16,165.00	
LAHAINA RECYCLE WATER FM CONST							
WM25-303-350021: Lapse 12/31/25 CBS-6080	500,000.00	500,000.00					500,000.00
NAPILI WWPS #2 MODIFICATIONS							
GO21-375-310236: Lapse 12/31/21 CBS-1178	393,244.00	393,244.00	368,521.00	24,723.00			()
NAPILI WWPS #4 MODIFICATIONS							
SH/LN-341-310038: Lapse 12/31/21 CBS-1180	4,600,000.00	4,600,000.00	2,279,789.70	876,137.81	333,600.00	1,110,472.49	
WM23-303-330036: Lapse 12/31/23 CBS-1180	370,000.00	370,000.00				370,000.00	
NAPILI NO.1 FM REPLACEMENT							
GO22-376-320220: Lapse 12/31/22 CBS-1167	291,915.00	291,915.00	249,013.48	42,901.52			
WM23-303-330033: Lapse 12/31/23 CBS-1167	400,000.00	400,000.00		190,611.48		209,388.52	
SH/LN-341-350023: Lapse 12/31/25 CBS-1167	3,700,000.00	3,700,000.00					3,700,000.00
LAHAINA WWRF ER GENERATOR RPLC							
WM22-303-320023: Lapse 12/31/22 CBS-5548	500,000.00	500,000.00	484,595.34		7,458.00	7,946.66	
HONOKOWAI R-1 WATER DISTRIB SY							
WM25-303-350020: Lapse 12/31/25 CBS-1954	400,000.00	400,000.00					400,000.00
W MAUI EPA COMPL SEWER REHAB							
GO21-375-310233: Lapse 12/31/21 CBS-1146	123,468.42	123,468.42	106,238.95	5,271.15		11,958.32	
WM22-303-320024: Lapse 12/31/22 CBS-1146	2,000,000.00	2,000,000.00			122,066.00	1,877,934.00	
GO23-377-340234: Lapse 12/31/24 CBS-1146	2,000,000.00	710,942.00	145,131.27	346,104.28		219,706.45	
	<b>91,001,613.87</b>	<b>83,979,019.88</b>	<b>24,550,917.98</b>	<b>14,813,865.12</b>	<b>9,689,076.47</b>	<b>24,101,426.64</b>	<b>10,823,733.67</b>
<b>Lanai Community Plan Area</b>							
LANAI WWR RECLAMATION FAC PLAN							
WM22-303-320012: Lapse 12/31/22 CBS-4591	150,000.00	150,000.00	25,478.77		124.00	124,397.23	
WM25-303-350009: Lapse 12/31/25 CBS-4591	1,000,000.00	1,000,000.00					1,000,000.00
LANAI WW TRMT POND RENOVATION							
WM23-303-330013: Lapse 12/31/23 CBS-7250	2,000,000.00	2,000,000.00	116,171.94	1,548,509.98		335,318.08	
WM24-303-340015: Lapse 12/31/24 CBS-7250	500,000.00	500,000.00				500,000.00	
	<b>3,650,000.00</b>	<b>3,650,000.00</b>	<b>141,650.71</b>	<b>1,548,509.98</b>	<b>124.00</b>	<b>959,715.31</b>	<b>1,000,000.00</b>
<b>Molokai Community Plan Area</b>							
KAUNAKAKAI EFFLUENT FM REPLCMN							
WM25-303-350011: Lapse 12/31/25 CBS-1153	200,000.00	200,000.00					200,000.00
WWRF RENOVATIONS AERATION BSN							
GO21-375-310208: Lapse 12/31/21 CBS-1119	507,939.00	507,939.00	507,939.00				
	<b>707,939.00</b>	<b>707,939.00</b>	<b>507,939.00</b>	<b>0.00</b>	<b>0.00</b>	<b>0.00</b>	<b>200,000.00</b>
<b>Countywide</b>							
CW EPA DECREE COMPLIANCE PRJ							
WM14-303-345378: Lapse 12/31/14 CBS-1132	750,000.00	750,000.00	680,005.00		40,500.00	29,495.00	

**County of Maui**  
**Capital Improvement Projects Report (Excluding Department of Water Supply)**  
**As of 6/30/2025**

<b>13-909 Wastewater Facilities</b>	<b>Original Appropriation</b>	<b>Allotted To Date</b>	<b>Expenditure Prior Years</b>	<b>Expenditure Current Year</b>	<b>Amount Lapsed</b>	<b>Encumbrance</b>	<b>Allotment Balance</b>
WM20-303-301C04: Lapse 12/31/20 CBS-1132	500,000.00	500,000.00	132,059.70	247,163.27	3,279.00	117,498.03	
WM21-303-310C03: Lapse 12/31/21 CBS-1132	500,000.00	500,000.00	70,327.57	44,072.42	370,090.33	15,509.68	
WM22-303-320C03: Lapse 12/31/22 CBS-1132	500,000.00	500,000.00	78,411.21	110,228.00	71,654.91	239,705.88	
WM23-303-330C03: Lapse 12/31/23 CBS-1132	1,500,000.00	1,500,000.00		119,000.00	7,422.00	1,373,578.00	
WM24-303-340C02: Lapse 12/31/24 CBS-1132	1,000,000.00	1,000,000.00		862,862.01		137,137.99	
GO23-377-350C01: Lapse 12/31/25 CBS-1132	2,700,000.00						
WM25-303-350C02: Lapse 12/31/25 CBS-1132	500,000.00	500,000.00		203,840.82		205,020.18	91,139.00
<b>CW EPA COMPLIANCE WWRF</b>							
WM21-303-310C01: Lapse 12/31/21 CBS-1119	1,000,000.00	1,000,000.00	1,000,000.00				( )
WM22-303-320C01: Lapse 12/31/22 CBS-1119	4,000,000.00	4,000,000.00	1,438,662.23	2,115,348.68	843.82	445,145.27	( )
WM23-303-330C01: Lapse 12/31/23 CBS-1119	4,000,000.00	4,000,000.00	322,171.78	1,762,623.12	675.99	1,914,529.11	
WM24-303-340C03: Lapse 12/31/24 CBS-1119	4,150,000.00	4,150,000.00		544,188.84	2,216,555.16	1,389,256.00	
WM25-303-350C03: Lapse 12/31/25 CBS-1119	1,800,000.00	1,800,000.00		854,093.69		592,662.50	353,243.81
<b>KIHEI WWRF CENTRAL LAB TRAILER</b>							
GO22-376-310205: Lapse 12/31/21 CBS-1119	1,000,000.00	199,474.00	175,236.70	24,237.30			
<b>CW WW SYSTEM MODIFICATIONS</b>							
WM18-303-389C03: Lapse 12/31/18 CBS-1128	1,000,000.00	1,000,000.00	987,258.64		11,791.26	950.10	
WM20-303-301C03: Lapse 12/31/20 CBS-1128	1,000,000.00	1,000,000.00	800,357.54		199,642.46		
WM21-303-310C02: Lapse 12/31/21 CBS-1128	1,000,000.00	1,000,000.00	881,028.91	2,020.00	66,384.09	50,567.00	
WM22-303-320C02: Lapse 12/31/22 CBS-1128	1,000,000.00	1,000,000.00	929,370.47	14,341.32	22,347.39	33,940.82	
WM23-303-330C02: Lapse 12/31/23 CBS-1128	1,500,000.00	1,500,000.00	1,210,840.32	23,029.00	78,117.68	188,013.00	
WM24-303-340C05: Lapse 12/31/24 CBS-1128	3,000,000.00	3,000,000.00	64,482.91	289,308.05	4,119.92	2,642,089.12	
WM25-303-350C05: Lapse 12/31/25 CBS-1128	2,000,000.00	2,000,000.00		1,551,612.64		422,749.28	25,638.08
<b>CW WW RTU UPGRADES</b>							
WM21-303-310C04: Lapse 12/31/21 CBS-5040	1,600,000.00	1,600,000.00	1,566,731.85		80.00	33,188.15	
<b>CW WW PROJECT MANAGEMENT</b>							
WM24-303-340C04: Lapse 12/31/24 CBS-7878	2,000,000.00	2,000,000.00			745,800.00	1,254,200.00	
WM25-303-350C04: Lapse 12/31/25 CBS-7878	1,000,000.00	1,000,000.00					1,000,000.00
	<b>39,000,000.00</b>	<b>35,499,474.00</b>	<b>10,336,944.83</b>	<b>8,767,969.16</b>	<b>3,839,304.01</b>	<b>11,085,235.11</b>	<b>1,470,020.89</b>
<b>TOTAL Wastewater Facilities</b>	<b>201,039,821.49</b>	<b>177,927,109.99</b>	<b>43,479,311.48</b>	<b>32,597,602.27</b>	<b>20,636,439.50</b>	<b>61,205,378.99</b>	<b>20,008,377.75</b>

**County of Maui**  
**Capital Improvement Projects Report (Excluding Department of Water Supply)**  
**As of 6/30/2025**

<u>13-909 Wastewater Facilities</u>	<u>Original Appropriation</u>	<u>Alloted To Date</u>	<u>Expenditure Prior Years</u>	<u>Expenditure Current Year</u>	<u>Amount Lapsed</u>	<u>Encumbrance</u>	<u>Allotment Balance</u>
<b>TOTAL CAPITAL PROJECTS FUND</b>	971,715,762.46	878,597,278.60	286,063,395.70	152,171,514.07	55,365,271.90	312,338,703.86	72,658,393.07

Countywide Capital Improvement Projects as of  
June 30, 2025

Project Number	Index	Project Title	Appropriation	Actual Expenditure	Encumbrance	Contract No.	Description
CBS-3182	350000	CW ENV'TAL COMP SYS DSGN/CTNS	750,000.00				
	350070	CW ENV'TAL COMP SYS\LFG FLARE			13,000.00	C8020	Design & Manufacturing Services Permitting, Design, and CQA
	350078	CW ENV'TAL COMP SYS\COM OP FAC		133,313.54	17,686.46	C7771	
	<b>Total</b>		<b>750,000.00</b>	<b>133,313.54</b>	<b>30,686.46</b>		
CBS-1132	350201	CW EPA COMPLIANCE PRJ	2,700,000.00				
	<b>Total</b>		<b>2,700,000.00</b>	<b>0.00</b>	<b>0.00</b>		
CBS-1132	350002	CW EPA COMPLIANCE PRJ	500,000.00				
	350099	CW EPA COMP KAUNAKAKAI SEWR P1		107,822.00	74,082.00	C8081	Construction Services
	350110	CW EPA COMPL MISC ARCHAEO PRJ		96,018.82	130,938.18	C7494	Consulting Services
	<b>Total</b>		<b>500,000.00</b>	<b>203,840.82</b>	<b>205,020.18</b>		
CBS-1119	350003	CW EPA COMPLIANCE WWRF	1,800,000.00				
	350089	CW EPA COMP WWRF/KIHEI R-1 WTR		494,646.78		C7854	Construction Services
	350095	CW EPA COMP WWRF/W MAUI REC WT			62,250.00	C4930	Engineering Services
	350116	CW EPA COMP WWRF/LAHAINA EXPAN		359,446.91	52,500.00	C7706	Construction Services
	350117	CW EPA WWRF/ROOF REHAB WAI/KAH			200,731.00	C7979	Engineering Services
	350118	CW EPA WWRF/ROOF REHAB KIHEI			141,126.00	C7979	Engineering Services
	350119	CW EPA WWRF/ROOF REHAB LAHAINA			86,103.00	C7979	Engineering Services
	350148	CW EPA WWRF/EFFLUENT MGMT IMP			49,952.50	C8008	Engineering Services
<b>Total</b>		<b>1,800,000.00</b>	<b>854,093.69</b>	<b>592,662.50</b>			
CBS-7878	350004	CW WW PROJECT MANAGEMENT	1,000,000.00				
	<b>Total</b>		<b>1,000,000.00</b>	<b>0.00</b>	<b>0.00</b>		
CBS-1128	350005	CW WW SYSTEM MODIFICATIONS	2,000,000.00				
	350061	CW WW SYSTEM MOD/KIHEI R1 FM R		983,301.61	11,000.00	C7078	Engineering Services
						C7854	Construction Services
	350063	CW WW SYSTEM MOD/W MAUI RECY W		108,662.97	208,528.03	C4930	Engineering Services
	350065	CW WW SYSTEM MOD/KIHEI STORAGE		18,388.38		C8110	Construction Services
						PD 435040	Construction Services
	350071	CW WW SYSTEM MOD/KIHEI 5 PS MO			175,122.00	C8404	Consulting Services
	350085	CW WW SYSTEM MOD/HELENE SEPTIC		441,259.68	12,099.25	C7822	Construction Services
350133	CW WW SYSTEM MOD/KIHEI NO 3 FM			16,000.00	C7151	Engineering Services	
<b>Total</b>		<b>2,000,000.00</b>	<b>1,551,612.64</b>	<b>422,749.28</b>			
CBS-8404	350208	PUMP STATION TEMP REPAIRS	5,000,000.00				
	<b>Total</b>		<b>5,000,000.00</b>	<b>0.00</b>	<b>0.00</b>		

Countywide Capital Improvement Projects as of  
June 30, 2025

Project Number	Index	Project Title	Appropriation	Actual Expenditure	Encumbrance	Contract No.	Description
CBS-8405	350209	ROAD/SIDEWALK REPR AUG23 FIRES	5,000,000.00				
	<b>Total</b>		<b>5,000,000.00</b>	<b>0.00</b>	<b>0.00</b>		
CBS-8406	350210	ROADWAY CONNECTIVITY EVACUATIO	5,000,000.00				
	<b>Total</b>		<b>5,000,000.00</b>	<b>0.00</b>	<b>0.00</b>		
CBS-8407	350211	ROADWAY CNNCT EVAC-LAND ACQUIS	8,000,000.00				
	350232	RDWY CNNCT EVAC/968 LIMAHANA P		1,707,996.51		JEQP409B	Acquisition
	350239	RDWY CNNCT EVAC/441 AKI ST LAH		179,842.88		PO 446282	Appraisal
	<b>Total</b>		<b>8,000,000.00</b>	<b>1,887,839.39</b>	<b>0.00</b>	JEMP612A	Acquisition
CBS-8408	350212	STORM DRAIN/FLOOD/WTR QUAL IMP	8,000,000.00				
	<b>Total</b>		<b>8,000,000.00</b>	<b>0.00</b>	<b>0.00</b>		
CBS-8409	350213	FIRE FLOW IMPRVMT TO WATER SYS	8,000,000.00				
	<b>Total</b>		<b>8,000,000.00</b>	<b>0.00</b>	<b>0.00</b>		
CBS-6633	350214	CW DRAINLINE REPLACEMENT PROGR	3,000,000.00				
	350225	CW DRAIN/CNTRL & W MAUI DRAINL			2,594,070.00	C8454	Construction Services
	<b>Total</b>		<b>3,000,000.00</b>	<b>0.00</b>	<b>2,594,070.00</b>		
CBS-7232	350215	CW DPW BASEYARD FACILITIES	7,240,583.78				
	350240	CW DPW BSYD\220 LALO ST KAHULU		7,240,583.78		JEMP627Z	Acquisition
	<b>Total</b>		<b>7,240,583.78</b>	<b>7,240,583.78</b>	<b>0.00</b>	PO 449664	Surveying
						PO 451263	Appraisal
						PO 450134	Assessment
CBS-7870	350216	CW ROCKFL & EMBNK REPR	7,400,000.00				
	350229	CW ROCKFL RPR/ALELE SLOPE REPA			79,472.40	C8186	Construction Services
	350233	CW ROCKFL RPR/KAHEKILI HWY GUA			595,700.00	C8450	Engineering Services
	350237	CW ROCKFL RPR/MANAWAINUI ROCKF			366,047.46	C8475	Engineering Services
	<b>Total</b>		<b>7,400,000.00</b>	<b>0.00</b>	<b>1,041,219.86</b>		

Countywide Capital Improvement Projects as of  
June 30, 2025

Project Number	Index	Project Title	Appropriation	Actual Expenditure	Encumbrance	Contract No.	Description
CBS-5022	350217	CW FEDERAL AID PROGRAM	10,435,000.00				
	350226	CW FED AID MILL ST PAVEMENT		112,139.77	234,060.23	C6577 C7451	Engineering Services
	350230	CW FED AID L HONOAPIILANI RD P			6,266,883.12	C8471	Construction Services
	350231	CW FED AID MAKANI ROAD IMPROV			583,914.24	C8480	Construction Services
	350235	CW FED AID PO'O PO'O BRIDGE		10,274.18	0.00	PO 449563	Materials
	<b>Total</b>		<b>10,435,000.00</b>	<b>122,413.95</b>	<b>7,084,857.59</b>		
CBS-1023	350218	CW RD RESURF/PVMT PRESRVTN	1,700,000.00				
	<b>Total</b>		<b>1,700,000.00</b>	<b>0.00</b>	<b>0.00</b>		
CBS-1039	350220	CW BUS STOPS & SHELTERS	600,000.00				
	350228	BUS STOPS & SHELTERS PH8			91,260.00	C7859	Engineering Services
	350234	BUS STOPS & SHELTERS PH 7			68,733.00	C7540	Construction Services
	<b>Total</b>		<b>600,000.00</b>	<b>0.00</b>	<b>159,993.00</b>		
CBS-1003	350024	CW FIRE FACILITIES	870,000.00				
	350062	CW FIRE\LAHAINA STN AUTO XFER		9,052.00	5,705.00	C8124	Electrical Contracting Services
	350066	CW FIRE\PUKOO RELOCATION			3,500.00	C7681	Planning and Design Services
	350086	CW FIRE\KULA APPARATUS BAY			52,579.00	C8398	Design Services
	350120	CW FIRE\WAILUKU STN DOOR REPLC			24,591.61	PO 448086	Repair Services
350141	CW FIRE\KAUNAKAKAI IRRIGATION			2,400.00	PO 449619	Inspection/Assessment	
	<b>Total</b>		<b>870,000.00</b>	<b>9,052.00</b>	<b>88,775.61</b>		
CBS-8396	350028	CW CONSTRUC PROJECT MANAGEMENT	2,000,000.00				
	350090	CW CONS PRJ MGMT/PAIA GYM		36,875.12	677,924.88	C8407	Construction Management
	350092	CW CON PRJ MGMT/WAR MEM FB STD			57,722.00	C8101	Construction Management
	350111	CW PRJ MGT/KEOPUOLANI & WELLS		34,000.00	780,552.00	C8467	Engineering Services
	350112	CW PM/KEHALANI, WAIKAPU, KANAHA		37,924.33	375,001.67	C8466	Construction Management
	<b>Total</b>		<b>2,000,000.00</b>	<b>108,799.45</b>	<b>1,891,200.55</b>		
CBS-3232	350029	CW PLAYGROUND IMPROVEMENTS	1,500,000.00				
	<b>Total</b>		<b>1,500,000.00</b>	<b>0.00</b>	<b>0.00</b>		
CBS-1117	350030	CW PARKS ADA IMPROVEMENTS	500,000.00				
	350127	CW PARKS ADA\KEAWEKAPU BEACH		1,912.40		RPGP404B	DCAB Fees

Countywide Capital Improvement Projects as of  
June 30, 2025

Project Number	Index	Project Title	Appropriation	Actual Expenditure	Encumbrance	Contract No.	Description
	350140	CW PARKS ADA\WAIPUILANI COURT		4,712.77		RPGP430B	DCAB Fees
	<b>Total</b>		<b>500,000.00</b>	<b>6,625.17</b>	<b>0.00</b>		
CBS-4581	350031	CW PARKS FACILITIES	1,000,000.00				
	350073	CW PARKS FAC/LIHIKAI SCH PARK		3,642.57	145,442.91	C6928 C7793	Engineering Services Construction Services
	350074	CW PARKS FAC/IRON MAEHARA STDM		10,728.00	7,000.00	C6393 C7522	Engineering Services Construction Services
	350075	CW PARKS FAC/VELMA SANTOS IMP			4,420.00	C7792	Construction Services
	350076	CW PARKS FAC/WELLS PARK WALL			7,651.00	C6855	Engineering Services
	350079	CW PARKS FAC/LAH REC CTR FENC		134,000.00		C8009	Fencing Replacement
	350080	CW PARKS FAC/KEPANIWAI HERITGE		9,049.00		C7748	Construction Services
	350081	CW PARKS FAC/LANAI YOUTH CTR		40,561.20	30,915.09	C7904	Construction Services
	350083	CW PARKS FAC/HANA CC F PARKING		10,600.00	2,650.00	C6933	Engineering Services
	350084	CW PARKS FAC/HELENE HALL SEPTC		85,256.54	28,000.00	PO 446472 C7822	Septic Pumping Construction Services
	350087	CW PARKS FAC/HAIKU PARK RESTRM			24,665.00	C7791	Construction Services
	350104	CW PARKS FAC/LANAI FRASER DOG		106,252.00		C8434	Construction Services
	350109	CW PARKS FAC/WAIEHU GC POND			226,673.00	C8406	Construction Services
	350113	CW PF/KEHALANI, WAIKAPU, KANAHA			2,774.00	C8466	Construction Management
	350115	CW PF/HANA PK BBALL/TENNIS CRT			15,417.00	C6957	Engineering Services
	350139	CW PARKS FAC/LAHAINA CIVIC CTR		79,218.00		C8097	Construction Services
	<b>Total</b>		<b>1,000,000.00</b>	<b>479,307.31</b>	<b>495,608.00</b>		
CBS-1010	350043	CW POLICE FACILITIES	1,300,000.00				
	350126	CW POL FAC\WAILUKU STN GENERTR		7,639.01	8,015.83	C8505	Engineering Services
	350134	CW POL FAC\FORENSIC GENERATOR		5,298.95	4,706.56	C8504	Engineering Services
	350152	CW POL FAC\HANA COTTAGES		17,084.03	49,233.20	C8541	Engineering Services
	<b>Total</b>		<b>1,300,000.00</b>	<b>30,021.99</b>	<b>61,955.59</b>		
CBS-6069	350044	CW BRIDGE/DRAINAGE PROGRAM	5,915,000.00				
	350056	CW BRIDGE/DRAINAGE CATCHALL		27,538.03	497,004.04	C8341	Bridge Inspections
	350057	CW BRIDGE/DRAINAGE REVIEW FEES		59,383.91		RPVPN27A RPGP214B	Fees
	350064	CW BRIDGE/EMERGENCY KEAWE ST D		208,319.15		435040	Construction
	350069	CW BRIDGE/KULANIHAKOI STREAM		1,141,739.93	995,742.53	C8331	Sediment Removal
	350082	CW BRIDGE/WM DPW DAM SFTY PGRM			133,897.00	C8040	Dam Safety Program
	350093	CW BRIDGE CONSTR MGMT VAR PROJ			124,765.54	C8421	Construction Management
	350098	CW BRG/SHRLENE L HONOAPIILANI			36,184.00	C8037	Temporary Shoreline Protection
	350114	CW BRG/EMERG LAHAINA STORMWTR		248,051.05	179,657.69	PO 436248	Construction Services
	350123	CW BRG/SEASIDE PL DRAIN STUDY		51,574.32	309,834.68	C8459	Engineering Services

Countywide Capital Improvement Projects as of  
June 30, 2025

Project Number	Index	Project Title	Appropriation	Actual Expenditure	Encumbrance	Contract No.	Description
	350125	CW BRG/OKOLANI DR EMERGNCY REP		223,641.00		PO 423585	Construction Services
	350128	CW BRG/HONOKOLANI ST DRAINAGE			364,770.00	C8424	Engineering Services
	350136	CW BRG/PALAMA DRIVE DRAINAGE			8,550.00	C8091	Engineering Services
	350145	CW BRIDG/DRA ALAALAU & PUUHAO		395.04		449685	Plan copies
	350150	CW BRIDG/LELEKEA CULVERT SCOUR			302,272.00	C8523	Engineering Services
	<b>Total</b>		<b>5,915,000.00</b>	<b>1,960,642.43</b>	<b>2,952,677.48</b>		
CBS-7232	350045	CW DPW BASEYARD FACILITIES	3,550,000.00				
	350067	CW DPW BSYD\MAUI VETERNS CEMET		137,312.00		C8357	Construction Services
	350097	CW DPW BSYD\WAILUKU TIRE SHOP		470,814.06	76,371.49	C8417	Construction Services
	350106	CW DPW BSYD\MAKAWAO SEPTIC SYS			387,590.20	C8360	Construction Services
	350107	CW DPW BSYD\MOLOKAI CEM SEPTIC			179,375.00	C8359	Construction Services
	350121	CW DPW BSYD\MAKAWAO FENCE/GATE			24,387.94	C7790	Construction Services
	350122	CW BSYD\CW CESSPOOL CLSR/SEPTI			105,253.00	C7998	Engineering Services
	350147	CW BSYD\LAHAINA FUEL TANK INST			20,839.80	C8173	Construction Services
	<b>Total</b>		<b>3,550,000.00</b>	<b>608,126.06</b>	<b>793,817.43</b>		
CBS-6070	350046	CW FACILITY MAINTENANCE PROGRAM	3,650,000.00				
	350091	CW FAC MAINT VAR BDG AC REPAIR			16,148.42	C8396	Repair Services
	350094	CW FAC MNT ABOVE-GRND FUEL STR			74,357.88	C8439	Design Services
	350129	CW FAC MNT KOM FACADE REPARI P		264,802.09	90,570.90	C7524	Construction Services
	350142	CW FAC MNT LANAI BASEYARD IMP		374,112.00	22,500.00	C7832	Construction Services
	350144	CW FAC MAINT VAR BDG SECURITY			110,049.26	C8169	Security Upgrades
	350154	CW FAC MAINT KOM ELVTR SOFTWARE		2,598.21		444896	Software Upgrade
	<b>Total</b>		<b>3,650,000.00</b>	<b>641,512.30</b>	<b>313,626.46</b>		
CBS-6067	350047	CW TRAFFIC/SAFETY PROGRAM	100,000.00				
	<b>Total</b>		<b>100,000.00</b>	<b>0.00</b>	<b>0.00</b>		
CBS-1023	350048	CW RD RESURF/PVMT PRESRVTN	10,550,000.00				
						PO 443006	Asphalt products
						PO 444200	Mastic
						PO 445548	Concrete barriers
						PO 445680	Mastic
	350052	CW RD RESURF/PVMT CATCHALL		1,106,283.38	620,443.77	PO 447800	Mastic
						PO448311	Asphalt products
						C5935	Engineering Services
						C8366	Asphalt products
						C8432	Asphalt products
	350053	CW RD RESURF/PVMT REVIEW FEES		47,243.32		RPVFN27A	Fees

Countywide Capital Improvement Projects as of  
June 30, 2025

Project Number	Index	Project Title	Appropriation	Actual Expenditure	Encumbrance	Contract No.	Description
	350059	CW RD RESURF/MOLOKAI DISTRCT R			800,000.00	C8179	Paving Services
	350060	CW RD RESURF/UPCNTRY/HAIKU DST		430.53		PPGPD02C	Plans
	350088	CW RD RESURF/ST MONUMENT CERT			200,000.00	C8373	Surveying Services
	350105	CW RESRF/CTRL_S MAUI DST FY24			1,063,845.38	C8423	Construction Services
	350130	CW RESRF/EAST MAUI DST RESURF		117,319.35		C6914	Paving Services
	350143	CW RESRF/PVMNT MAHOLA_KUMULANI			356,450.00	C8502	Engineering Services
	350146	CW RESRF/PVMNT FRNT ST RAIL SI		694.30		450452	Plan Copies
	350149	CW RESRF/L KULA RD PVMNT RECON			12,800.00	C8503	Engineering Services
		<b>Total</b>	<b>10,550,000.00</b>	<b>1,271,970.88</b>	<b>3,437,584.15</b>		
CBS-6067	350049	CW TRAFFIC/SAFETY PROGRAM	6,800,000.00				
						PO 444635	
						PO 446183	
	350054	CW TRAFFIC/SAFETY CATCHALL		247,786.45	345,689.50	PO 448085	Materials and supplies, Consulting Services
						C7468	
						C7929	
	350055	CW TRAFFIC/SAFETY REVIEW FEES		32,436.94		RFPs	Fees
						PO 437927	
	350077	CW TRAF/SFTY KEAWE ST PORT TRF		372,913.46	71,318.23	PO 449949	Materials and Supplies
						C8387	
	350096	CW TRF KAONOULU/KENOLIO RNDABT			423,606.00	C8402	Construction Services
	350103	CW TRF W MAUI GREENWAY ENVR PH			199,679.00	C8426	Consulting Services
	350124	CW TRF LILOA DR EXT N/S COLLEC			1,257,130.00	C6099	Engineering Services
	350131	CW TRF HALIIMAILE RD SPEED CUS			343,847.00	C8405	Construction Services
	350132	CW TRF WAIKALE RD KUIKAHI-WAIKO			153,610.20	C8479	Engineering Services
	350137	CW TRF SPEED TABLE VARIOUS LOC			656,775.00	C8431	Construction Services
	350138	CW TRF KAMEHAMEHA SIDEWALK IMP			188,000.00	C8443	Construction Services
	350153	CW TRF OLD HALEAKALA HWY SIDEW		48,467.41		C7134	Construction Services
	350156	CW TRF KINIPOPO/KAOHU SIDEWALK			2,143,184.00	C8481	Construction Services
	350157	CW TRF EMERGENCY POST WF ROADW		23,096.98	161,622.80	PO 435086	Engineering Services
		<b>Total</b>	<b>6,800,000.00</b>	<b>724,701.24</b>	<b>5,944,461.73</b>		
CBS-7870	350251	CW ROCKFL & EMBNK REPR					*Appropriation Pending Bond Authorization Transfer
	350222	CW ROCKFL RPR/130 IAO VALLEY		18,650.23		RFP124A	Charter Communication
						RFGP409C	Hawaiian Electric
		<b>Total</b>	<b>0.00</b>	<b>18,650.23</b>	<b>0.00</b>		
CBS-5022	350252	CW FEDERAL AID PROGRAM					*Appropriation Pending Bond Authorization Transfer
	350224	CW FED AID WAIKALE RD EXT			765,509.53	C7478	Consulting Services
	350236	CW FED AID KAHANA NUI BRIDGE		151,509.21	73,342.34	C7284	Construction Services

Countywide Capital Improvement Projects as of  
June 30, 2025

Project Number	Index	Project Title	Appropriation	Actual Expenditure	Encumbrance	Contract No.	Description
	350238	CW FED AID KEONEKAI RD PVMT RE		28,424.00	272,476.00	C8526	Engineering Services
	<b>Total</b>		<b>0.00</b>	<b>179,933.21</b>	<b>1,111,327.87</b>		
CBS-1218	356007	CW EQUIPMENT	912,872.28	0.00			
	356079	CW EQUIPMENT BULLDOZER HANA LF	0.00	626,773.61		PO 424517	
	356082	CW EQUIPMENT BACKHOE MOL LF	0.00	286,098.67		PO 424465	
	<b>Total</b>		<b>912,872.28</b>	<b>912,872.28</b>	<b>0.00</b>		
<b>Grand Total</b>			<b>116,773,456.06</b>	<b>18,945,912.36</b>	<b>29,222,293.74</b>		

## BFED Committee

---

**From:** Stacey M. Vinoray <Stacey.M.Vinoray@co.maui.hi.us>  
**Sent:** Tuesday, March 24, 2026 11:10 AM  
**To:** BFED Committee  
**Cc:** Lesley J. Milner; Marci M. Sato; Marcy L. Martin; Maria E. Zielinski  
**Subject:** Re: FISCAL YEAR 2027 BUDGET (BFED-1) (FN-07)  
**Attachments:** MT#11436 BFED-1 FN-07 response (Letter Only).pdf; CIP Report 06302021.pdf

Aloha BFED Committee:

The transmittal letter and CIP Report for 2021 is attached to this email. I'll email the other reports from 2022-2025 in separate emails.  
Please confirm receipt. In addition, please confirm if the hard copy of the transmittal was received.

Mahalo,  
Stacey




**Stacey Lee Vinoray | Private Secretary | Hawaii Notary Public**  
**County of Maui | Department of Finance**  
**200 S. High Street, 2<sup>nd</sup> Floor, Wailuku, HI 96793**  
**[Stacey.M.Vinoray@co.maui.hi.us](mailto:Stacey.M.Vinoray@co.maui.hi.us) | Office: (808) 270-7722 ext. 7476**

*Reminder: County of Maui offices are closed on Thursday, March 26, 2026, in observance of Prince Jonah Kuhio Kalaniana'ole Day. Mahalo.*


---

**From:** Stacey M. Vinoray <Stacey.M.Vinoray@co.maui.hi.us>  
**Sent:** Tuesday, March 24, 2026 9:01 AM  
**To:** BFED Committee <BFED.Committee@mauicounty.us>  
**Cc:** Lesley J. Milner <lesley.j.milner@co.maui.hi.us>; Marci M. Sato <Marci.Sato@co.maui.hi.us>; Marcy L. Martin <Marcy.Martin@co.maui.hi.us>; Maria E. Zielinski <Maria.E.Zielinski@co.maui.hi.us>  
**Subject:** Re: FISCAL YEAR 2027 BUDGET (BFED-1) (FN-07)

Aloha BFED Committee:

Mayor's signed transmittal on 3/19/26 and it was transmitted to BFED Committee on 3/20/26 at 10:25 a.m.  
Here is the one drive link as the file is large.  [MT#11436 BFED-1 FN-07 response.pdf](#)

Mahalo,  
Stacey



**Stacey Lee Vinoray | Private Secretary | Hawaii Notary Public**  
**County of Maui | Department of Finance**  
**200 S. High Street, 2<sup>nd</sup> Floor, Wailuku, HI 96793**  
**[Stacey.M.Vinoray@co.maui.hi.us](mailto:Stacey.M.Vinoray@co.maui.hi.us) | Office: (808) 270-7722 ext. 7476**

*Reminder: County of Maui offices are closed on Thursday, March 26, 2026, in observance of Prince Jonah Kuhio Kalaniana'ole Day. Mahalo.*

---

**From:** BFED Committee <BFED.Committee@mauicounty.us>  
**Sent:** Tuesday, March 24, 2026 8:48 AM  
**To:** Marcy L. Martin <marcy.martin@co.maui.hi.us>; Maria E. Zielinski <maria.e.zielinski@co.maui.hi.us>; Stacey M. Vinoray <Stacey.M.Vinoray@co.maui.hi.us>  
**Cc:** Lesley J. Milner <lesley.j.milner@co.maui.hi.us>  
**Subject:** FW: FISCAL YEAR 2027 BUDGET (BFED-1) (FN-07)

Good morning, Director,

We hope this finds you well, we assume that this request was a large data pull, may we ask what date you anticipate responding to the attached request for data?

Mahalo,

BFED Staff

---

**From:** BFED Committee  
**Sent:** Friday, March 13, 2026 4:17 PM  
**To:** 'Marcy Martin' <marcy.martin@co.maui.hi.us>  
**Cc:** 'Maria Zielinski' <maria.e.zielinski@co.maui.hi.us>; 'Stacey Vinoray' <stacey.m.vinoray@co.maui.hi.us>; 'finance' <finance@co.maui.hi.us>  
**Subject:** FISCAL YEAR 2027 BUDGET (BFED-1) (FN-07)  
**Importance:** High