

ALAN M. ARAKAWA  
Mayor



RECEIVED MARK R. WALKER  
Director

2018 FEB 12 PM 4:08 MARCI M. SATO  
Deputy Director

OFFICE OF THE MAYOR

COUNTY OF MAUI  
**DEPARTMENT OF FINANCE**  
200 S. HIGH STREET  
WAILUKU, MAUI, HAWAII 96793

February 12, 2018

RECEIVED  
2018 FEB 14 AM 9:35  
OFFICE OF THE  
COUNTY CLERK

Honorable Alan M. Arakawa  
Mayor, County of Maui  
200 South High Street  
Wailuku, Hawaii 96793

For Transmittal to:

Honorable Mike White, Chair  
and Members of Maui County Council  
200 South High Street  
Wailuku, Hawaii 96793

APPROVED FOR TRANSMITTAL  
*Allo Cook* 2/13/18  
Mayor Date

Dear Chair White and Members:

**SUBJECT: FINANCE DIRECTOR'S QUARTERLY REPORT AS OF DECEMBER 31, 2017 (FISCAL YEAR 2018 SECOND QUARTER)**

In compliance with the Maui County Code 3.08 and the Charter of the County of Maui, Section 8-4.3, I am transmitting one (1) bound copy along with a CD of the Finance Director's Quarterly Report for Fiscal Year (FY) July 1, 2017 to June 30, 2018 as of December 31, 2017 and the Capital Improvement Project as of December 31, 2017.

The reports are also available online on the County of Maui website, under the Department of Finance, Reports & Documents, Finance Director's Quarterly Report, Fiscal Year 2018, 2<sup>nd</sup> Quarter.

Should you have any questions, please feel free to contact me at x7474.

Sincerely,


MARK R. WALKER  
Director of Finance


MW:kc

Attachments

- xc: Patrick K. Wong, Corporation Counsel
- Keith Regan, Managing Director
- Sandy Baz, Budget Director
- Rod Antone, Community Relations and Communications Director

COUNTY COMMUNICATION NO. 18-89






# COUNTY OF MAUI

## STATE OF HAWAII

FINANCE DIRECTOR'S QUARTERLY REPORT

FISCAL YEAR JULY 1, 2017 TO JUNE 30, 2018  
AS OF DECEMBER 31, 2017



## TABLE OF CONTENTS

### I Graphic Overview:

Revenue - Budget Ordinance by Category	9
Expenditure by Department	10
Countywide Expenditures	12

### II Revenue:

A) Budget Ordinance	
General Fund	15
-General	15
-Liquor Control	16
Special Revenue Fund - Highway	17
-Wastewater	17
-Bikeway	17
-Solid Waste	18
Debt Service Fund	19
-Debt Service	19
Capital Projects Fund	20
-Parks Assessment CIP	20
Enterprise Fund	21
-Golf Course	21
Utility Enterprise Fund	22
-DWS Revenue Fund	22
-DWS Water System Dev.	22
B) Appendices / Other	
Special Revenue Fund	27
-County Revolving	27
-Intergovernmental Grant	27
-Sec 8 HUD Housing	28
-Special Assmt Parks	28
-Special Assmt Sewer	28
Capital Projects Fund-	29
Utility Enterprise Fund -	31

### C) Grant Revenue Report

-Office of Mayor	35
-Management	44
-Prosecuting Attorney	45
-Finance	49
-Planning	51
-Police	52
-Fire and Public Safety	66
-Civil Defense	70
-Housing and Human Concerns	72
-Parks and Recreation	87
-Public Works	88
-Transportation	89
-Environmental Management	91

### III Expenditures:


A) Operations by Activity	95
B) Grant Programs	113
C) Revolving / Special Programs	125

### IV Capital Improvement Program by District:

Hana	131
Paia-Haiku	134
Makawao-Pukalani-Kula	136
Wailuku-Kahului	140
Kihei-Makena	149
West Maui	153
Lanai	159
Molokai	160
Countywide	162

### V Appendix:

Glossary	183
Fund Descriptions	185




---

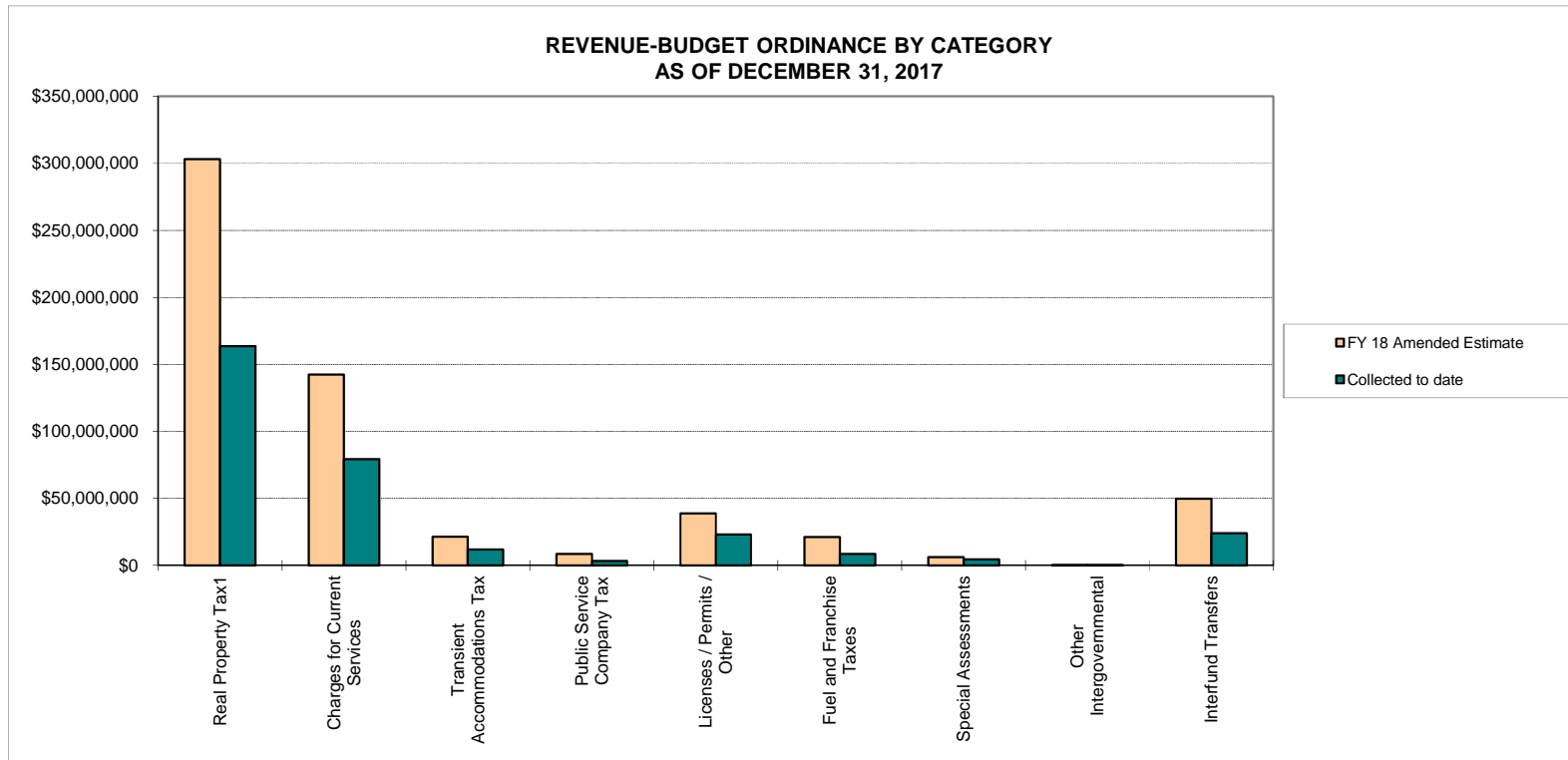
# I. Graphic Overview

---

## I. Graphic Overview







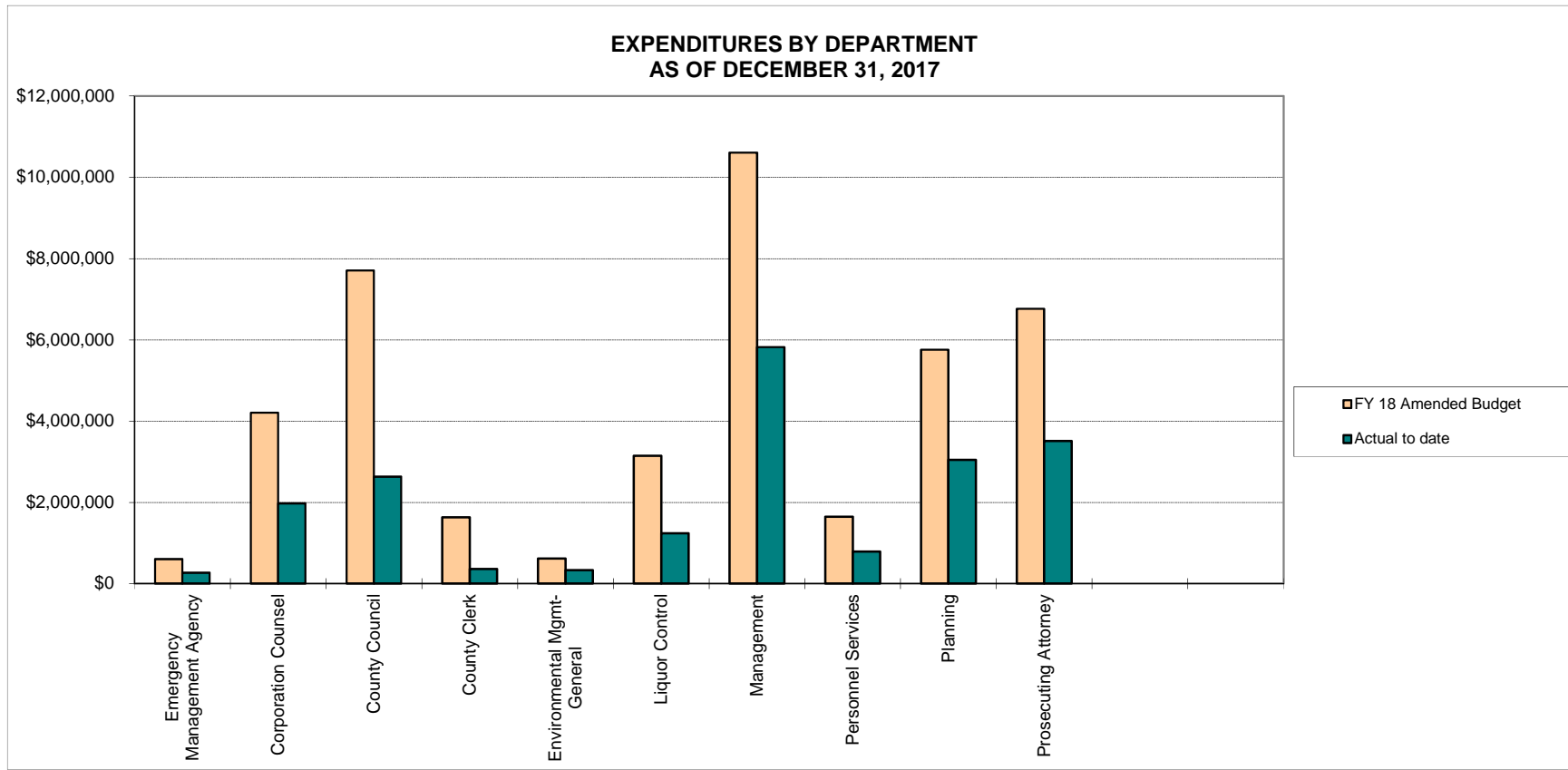
	FY 18 Original Estimate	FY 18 Amended Estimate	Collected to date	Budget (Over)/Under	% Collected	% Over/(Under)* Prorated Estimate
Real Property Tax <sup>1</sup>	303,175,667	303,175,667	163,585,318	139,590,349	54%	4%
Charges for Current Services	142,393,137	142,393,137	79,148,843	63,244,294	56%	6%
Transient Accommodations Tax	21,204,000	21,204,000	11,742,000	9,462,000	55%	5%
Public Service Company Tax	8,500,000	8,500,000	3,244,995	5,255,005	38%	(12%)
Licenses / Permits / Other	38,694,419	38,694,419	22,952,447	15,741,972	59%	9%
Fuel and Franchise Taxes	21,000,000	21,000,000	8,369,208	12,630,792	40%	(10%)
Special Assessments	6,002,000	6,002,000	4,478,436	1,523,564	75%	25%
Other Intergovernmental	75,000	75,000	84,167	(9,167)	112%	62%
Interfund Transfers	49,705,630	49,705,630	23,988,096	25,717,534	48%	(2%)
<b>Total<sup>2</sup></b>	<b>590,749,853</b>	<b>590,749,853</b>	<b>317,593,509</b>	<b>273,156,344</b>	<b>54%</b>	<b>4%</b>

NOTES:

<sup>1</sup> Net of circuit breaker adjustment.

<sup>2</sup> Total does not include carryover/savings, bond/lapsed bond proceeds, and/or State Revolving Fund (SRF) loan.

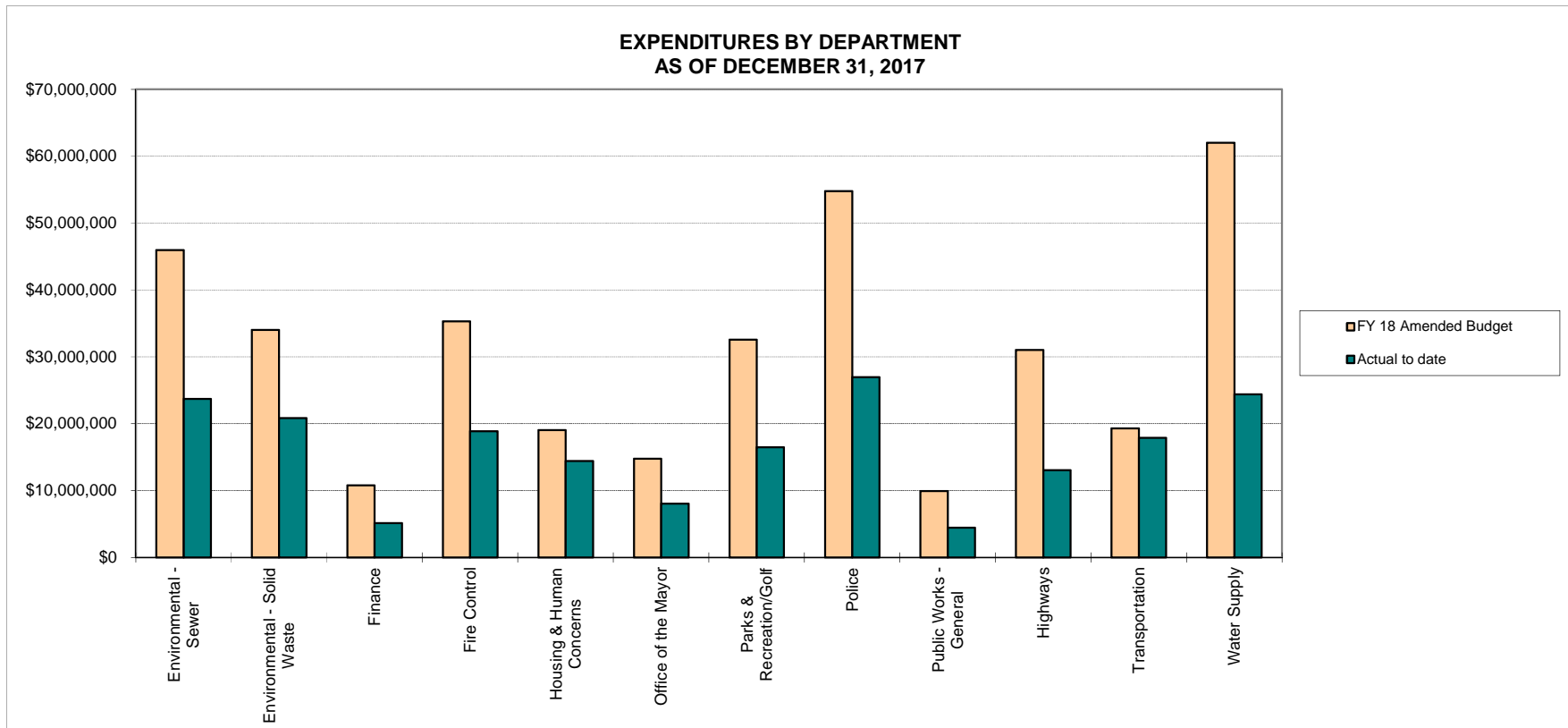
\* Prorated Estimate is 50% of Amended Estimate.



Actual includes encumbrances

	FY 18 Original Budget	FY 18 Amended Budget	Actual to date	(Over)/Under	% Used	% (Over)/Under Prorated Budget *
Emergency Management Agency	601,495	601,495	268,734	332,761	45%	5%
Corporation Counsel	4,203,609	4,203,609	1,972,278	2,231,331	47%	3%
County Council	7,702,978	7,702,978	2,634,838	5,068,140	34%	16%
County Clerk	1,633,439	1,633,439	360,537	1,272,902	22%	28%
Environmental Mgmt-General	620,678	620,678	332,205	288,473	54%	(4%)
Liquor Control	3,150,154	3,150,154	1,236,039	1,914,115	39%	11%
Management	10,603,234	10,603,234	5,820,111	4,783,123	55%	(5%)
Personnel Services	1,649,870	1,649,870	789,117	860,753	48%	2%
Planning	5,756,733	5,756,733	3,045,347	2,711,386	53%	(3%)
Prosecuting Attorney	6,762,932	6,762,932	3,511,691	3,251,241	52%	(2%)

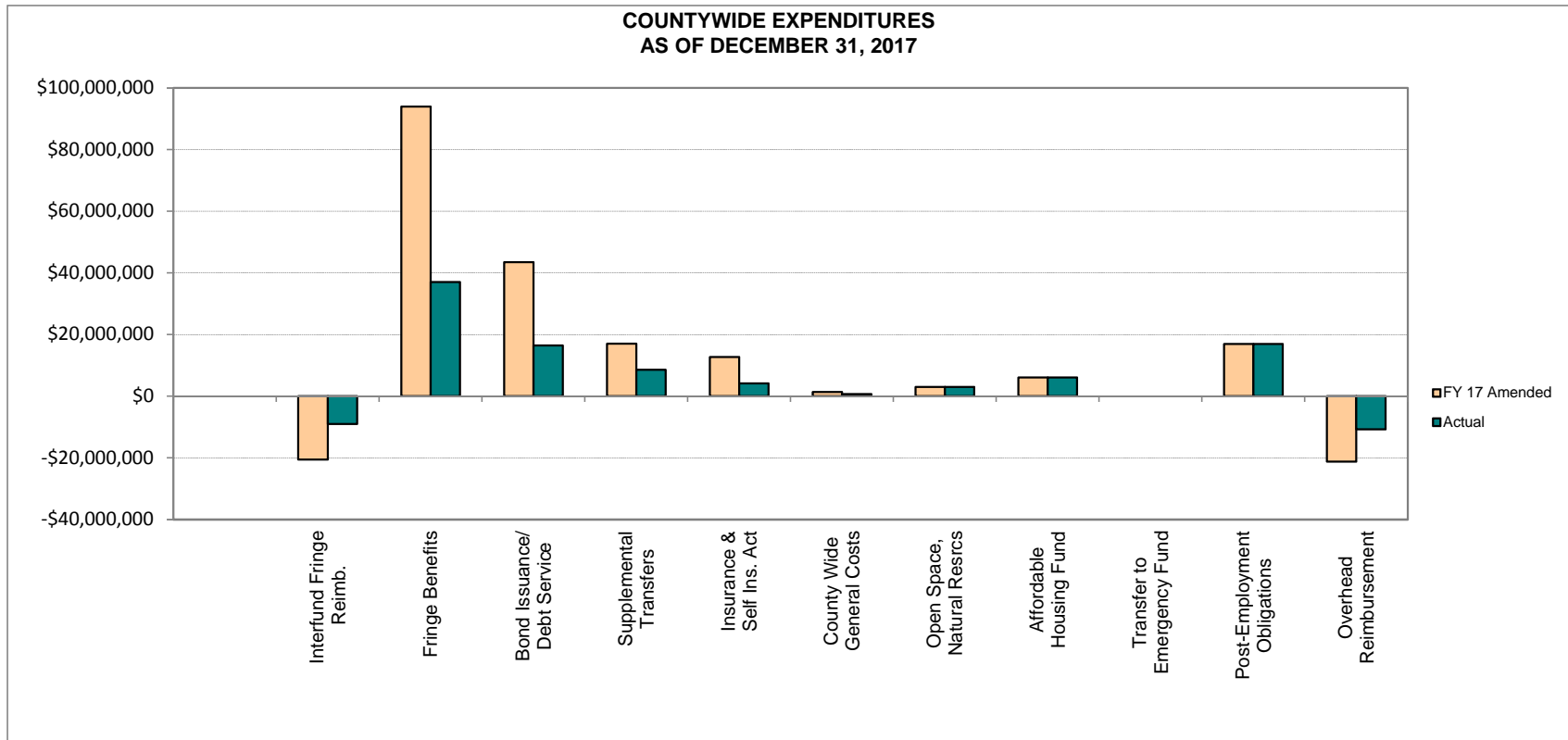
\*\* Prorated Budget is 50% of Amended Budget



Actual includes encumbrances

	FY 18 Original Budget	FY 18 Amended Budget	Actual to date	(Over)/Under	% Used	% (Over)/Under Prorated Budget *
Environmental - Sewer	45,957,314	45,957,314	23,702,848	22,254,466	52%	(2%)
Environmental - Solid Waste	34,021,270	34,021,270	20,859,907	13,161,363	61%	(11%)
Finance	10,798,547	10,798,547	5,150,536	5,648,011	48%	2%
Fire Control	35,310,604	35,310,604	18,866,183	16,444,421	53%	(3%)
Housing & Human Concerns	19,054,247	19,054,247	14,445,384	4,608,863	76%	(26%)
Office of the Mayor	14,760,416	14,760,416	8,061,411	6,699,005	55%	(5%)
Parks & Recreation/Golf	32,582,277	32,582,277	16,479,158	16,103,119	51%	(1%)
Police	54,759,988	54,759,988	26,967,606	27,792,382	49%	1%
Public Works - General	9,950,786	9,950,786	4,444,695	5,506,091	45%	5%
Highways	31,049,262	31,049,262	13,044,792	18,004,470	42%	8%
Transportation	19,307,002	19,307,002	17,897,612	1,409,390	93%	(43%)
Water Supply	62,004,305	62,004,305	24,397,079	37,607,226	39%	11%

\*\* Prorated Budget is 50% of Amended Budget



	FY 18 Original Budget	FY 17 Amended Budget*	Actual to date	(Over)/Under	% Used	% (Over)/Under Prorated Budget **
Interfund Fringe Reimb.	(20,535,928)	(20,535,928)	(9,031,466)	(11,504,462)	44%	6%
Fringe Benefits	93,976,551	93,976,551	37,064,407	56,912,144	39%	11%
Bond Issuance/Debt Service	40,859,235	43,471,410	16,457,332	27,014,078	38%	12%
Supplemental Transfers	17,106,116	17,106,116	8,553,058	8,553,058	50%	0%
Insurance & Self Ins. Act	12,700,000	12,700,000	4,217,998	8,482,002	33%	17%
County Wide General Costs	1,409,577	1,409,577	706,664	702,913	50%	(0%)
Open Space, Natural Resrcs	3,031,757	3,031,757	3,031,757	-	100%	(50%)
Affordable Housing Fund	6,063,514	6,063,514	6,063,514	-	100%	(50%)
Transfer to Emergency Fund	-	-	-	-	#DIV/0!	#DIV/0!
Post-Employment Obligations	17,000,000	17,000,000	17,000,000	-	100%	(50%)
Overhead Reimbursement	(21,176,292)	(21,176,292)	(10,706,726)	(10,469,566)	51%	(1%)
<b>Total</b>	<b>150,434,530</b>	<b>153,046,705</b>	<b>73,356,538</b>	<b>79,690,167</b>	<b>48%</b>	<b>2%</b>


\*\* Prorated Budget is 50% of Amended Budget

---

## II. Revenue

---

### II.A. Budget Ordinance



**County of Maui**  
**Statement of Estimated and Actual Revenue**  
**Revenue - Budget Ordinance**  
**Fiscal Year Ending 6/30/2017 - as of 12/31/2017**

10	*** GENERAL FUND	Prior	Amended	Year	Budget
Object		Year	Annual	to Date	(Over)/Under
* Char ** Subfund *** Fund		Uncollected	Estimate	Collected	
310	Real property taxes	7,455,689	303,175,667	163,585,318	147,046,038
312	Public Service Company Tax		8,500,000	3,244,995	5,255,005
<b>31</b>	<b>* Taxes</b>	<b>7,455,689</b>	<b>311,675,667</b>	<b>166,830,313</b>	<b>152,301,043</b>
321	Business licenses and permits		22,000	5,250	16,750
322	Other licenses & permit		3,400,000	1,940,718	1,459,282
323	Motor vehicle licenses & fees		3,621,001	2,217,657	1,403,344
<b>32</b>	<b>* Licenses and permits</b>	<b>0</b>	<b>7,043,001</b>	<b>4,163,625</b>	<b>2,879,376</b>
330	Federal grants		10,938	13,474	(2,537)
331	Federal payment in lieu of tax		7,188	70,123	(62,936)
333	Transient accommodation taxes		21,204,000	11,742,000	9,462,000
335	Federal grants passed thru the		50,000		50,000
336	State payment in lieu of taxes		6,875		6,875
<b>33</b>	<b>* Intergovernmental revenues</b>	<b>0</b>	<b>21,279,001</b>	<b>11,825,597</b>	<b>9,453,402</b>
341	General government		300,000	267,691	32,309
342	Safety		600,000	659,963	(59,963)
347	Recreation		300,000	196,670	103,331
<b>34</b>	<b>* Charges for current services</b>	<b>0</b>	<b>1,200,000</b>	<b>1,124,324</b>	<b>75,677</b>
351	Penalties and interest		1,900,000	1,158,551	741,449
353	Unclaimed monies			5,216	(5,216)
<b>35</b>	<b>* Fines and forfeitures</b>	<b>0</b>	<b>1,900,000</b>	<b>1,163,767</b>	<b>736,233</b>
361	Interest on investments		2,500,000	1,778,366	721,634
362	Rental income		100,000	103,103	(3,103)
<b>36</b>	<b>* Interest &amp; investment</b>	<b>0</b>	<b>2,600,000</b>	<b>1,881,469</b>	<b>718,531</b>
377	Miscellaneous general receipts		50,000	357,029	(307,029)
378	Miscellaneous program receipts		950,000	334,214	615,786
<b>37</b>	<b>* Other revenues</b>	<b>0</b>	<b>1,000,000</b>	<b>691,243</b>	<b>308,757</b>

**County of Maui**  
**Statement of Estimated and Actual Revenue**  
**Revenue - Budget Ordinance**  
**Fiscal Year Ending 6/30/2017 - as of 12/31/2017**

10	*** GENERAL FUND		Prior Year Uncollected	Amended Annual Estimate	Year to Date Collected	Budget (Over)/Under
Object	* Char ** Subfund *** Fund					
741	Special Revenue Funds			17,336,173	8,950,023	8,386,150
744	Other Governmental Funds			4,710,362	2,519,475	2,190,887
745	Proprietary Funds			4,052,736	115,511	3,937,225
<b>74</b>	<b>* Transfers in</b>		<b>0</b>	<b>26,099,271</b>	<b>11,585,009</b>	<b>14,514,262</b>
<b>Subfund **</b>	<b>General Fund</b>		<b>7,455,689</b>	<b>372,796,940</b>	<b>199,265,347</b>	<b>180,987,281</b>
321	Business licenses and permits			2,428,056	2,172,816	255,238
<b>32</b>	<b>* Licenses and permits</b>		<b>0</b>	<b>2,428,056</b>	<b>2,172,816</b>	<b>255,238</b>
<b>Subfund **</b>	<b>Liquor Control Fund</b>		<b>0</b>	<b>2,428,056</b>	<b>2,172,816</b>	<b>255,238</b>
<b>Fund ***</b>	<b>GENERAL FUND</b>		<b>7,455,689</b>	<b>375,224,996</b>	<b>201,438,163</b>	<b>181,242,519</b>



**County of Maui**  
**Statement of Estimated and Actual Revenue**  
**Revenue - Budget Ordinance**  
**Fiscal Year Ending 6/30/2017 - as of 12/31/2017**

11	<b>*** SPECIAL REVENUE FUND</b>				
Object		Prior	Amended	Year	Budget
* Char	** Subfund	*** Fund	Year	Annual	to Date
			Uncollected	Estimate	Collected
					(Over)/Under
313	Franchise Tax			7,000,000	7,000,000
314	Fuel Tax			14,000,000	8,369,208
<b>31</b>	<b>* Taxes</b>		<b>0</b>	<b>21,000,000</b>	<b>8,369,208</b>
323	Motor vehicle licenses & fees			22,901,952	11,311,591
<b>32</b>	<b>* Licenses and permits</b>		<b>0</b>	<b>22,901,952</b>	<b>11,311,591</b>
343	Public Transit Bus Fare			2,500,000	1,219,154
<b>34</b>	<b>* Charges for current services</b>		<b>0</b>	<b>2,500,000</b>	<b>1,219,154</b>
740	General Fund			75,000	37,500
744	Other Governmental Funds			340,000	49,887
<b>74</b>	<b>* Transfers in</b>		<b>0</b>	<b>415,000</b>	<b>87,387</b>
<b>Subfund ** Highway Fund</b>			<b>0</b>	<b>46,816,952</b>	<b>20,987,340</b>
322	Other licenses & permit				16,110
<b>32</b>	<b>* Licenses and permits</b>		<b>0</b>	<b>0</b>	<b>16,110</b>
335	Federal grants passed thru the				570
<b>33</b>	<b>* Intergovernmental revenues</b>		<b>0</b>	<b>0</b>	<b>570</b>
346	Waste management		2,504,444	54,064,092	27,672,016
<b>34</b>	<b>* Charges for current services</b>		<b>2,504,444</b>	<b>54,064,092</b>	<b>27,672,016</b>
378	Miscellaneous program receipts			40,000	12,806
<b>37</b>	<b>* Other revenues</b>		<b>0</b>	<b>40,000</b>	<b>12,806</b>
<b>Subfund ** Sewer Fund</b>			<b>2,504,444</b>	<b>54,104,092</b>	<b>27,701,502</b>
323	Motor vehicle licenses & fees			50,000	46,200
<b>32</b>	<b>* Licenses and permits</b>		<b>0</b>	<b>50,000</b>	<b>46,200</b>
<b>Subfund ** Bikeway Fund</b>			<b>0</b>	<b>50,000</b>	<b>46,200</b>
344	Refuse			8,637,784	7,638,672

**County of Maui**  
**Statement of Estimated and Actual Revenue**  
**Revenue - Budget Ordinance**  
**Fiscal Year Ending 6/30/2017 - as of 12/31/2017**

11	<b>*** SPECIAL REVENUE FUND</b>	Prior Year	Amended Annual Estimate	Year to Date Collected	Budget (Over)/Under
Object		Uncollected			
* Char	** Subfund *** Fund				
345	Landfill Disposal Fee	2,230,903	13,241,864	7,108,263	8,364,503
<b>34</b>	<b>* Charges for current services</b>	<b>2,230,903</b>	<b>21,879,648</b>	<b>14,746,935</b>	<b>9,363,615</b>
377	Miscellaneous general receipts			100	(100)
378	Miscellaneous program receipts	6,147		8,840	(2,693)
<b>37</b>	<b>* Other revenues</b>	<b>6,147</b>	<b>0</b>	<b>8,940</b>	<b>(2,793)</b>
740	General Fund		14,952,702	7,476,351	7,476,351
741	Special Revenue Funds		2,930,000	1,220,877	1,709,123
<b>74</b>	<b>* Transfers in</b>	<b>0</b>	<b>17,882,702</b>	<b>8,697,228</b>	<b>9,185,474</b>
	<b>Subfund ** Solid Waste Fund</b>	<b>2,237,050</b>	<b>39,762,350</b>	<b>23,453,103</b>	<b>18,546,296</b>
380	Assessment revenue		400,000	1,152,300	(752,300)
<b>38</b>	<b>* Assessments</b>	<b>0</b>	<b>400,000</b>	<b>1,152,300</b>	<b>(752,300)</b>
	<b>Subfund ** Special Parks Assessment</b>	<b>0</b>	<b>400,000</b>	<b>1,152,300</b>	<b>(752,300)</b>
380	Assessment revenue			264,285	(264,285)
<b>38</b>	<b>* Assessments</b>	<b>0</b>	<b>0</b>	<b>264,285</b>	<b>(264,285)</b>
	<b>Subfund ** Special Sewer Assessment Fund</b>	<b>0</b>	<b>0</b>	<b>264,285</b>	<b>(264,285)</b>
<b>Fund</b>	<b>*** SPECIAL REVENUE FUND</b>	<b>4,741,494</b>	<b>141,133,394</b>	<b>73,604,730</b>	<b>72,270,157</b>

**County of Maui**  
**Statement of Estimated and Actual Revenue**  
**Revenue - Budget Ordinance**  
**Fiscal Year Ending 6/30/2017 - as of 12/31/2017**

12	*** DEBT SERVICE FUND	Prior	Amended	Year	Budget
Object		Year	Annual	to Date	(Over)/Under
* Char ** Subfund *** Fund		Uncollected	Estimate	Collected	
682	Interest and issuance costs		724,134	724,135	(1)
684	Principal		1,454,152	1,454,154	(2)
<b>68</b>	<b>* Debt service</b>	<b>0</b>	<b>2,178,286</b>	<b>2,178,289</b>	<b>(3)</b>
	<b>Subfund ** Debt Service Fund</b>	<b>0</b>	<b>2,178,286</b>	<b>2,178,289</b>	<b>(3)</b>
<b>Fund</b>	<b>*** DEBT SERVICE FUND</b>	<b>0</b>	<b>2,178,286</b>	<b>2,178,289</b>	<b>(3)</b>

**County of Maui**  
**Statement of Estimated and Actual Revenue**  
**Revenue - Budget Ordinance**  
**Fiscal Year Ending 6/30/2017 - as of 12/31/2017**

13	*** CAPITAL PROJECTS FUND	Prior	Amended	Year	Budget
Object		Year	Annual	to Date	(Over)/Under
* Char	** Subfund *** Fund	Uncollected	Estimate	Collected	
744	Other Governmental Funds		1,723,000		1,723,000
74	* Transfers in	0	1,723,000	0	1,723,000
Subfund **	Parks Assessments CIP	0	1,723,000	0	1,723,000
361	Interest on investments			1,745	(1,745)
36	* Interest & investment	0	0	1,745	(1,745)
Subfund **	2008 GO Bond Issue	0	0	1,745	(1,745)
361	Interest on investments			1,328	(1,328)
36	* Interest & investment	0	0	1,328	(1,328)
Subfund **	2010 B GO Bond Issue tax exmpt	0	0	1,328	(1,328)
361	Interest on investments			4,256	(4,256)
36	* Interest & investment	0	0	4,256	(4,256)
Subfund **	2012 B GO Bond	0	0	4,256	(4,256)
361	Interest on investments			9,696	(9,696)
36	* Interest & investment	0	0	9,696	(9,696)
Subfund **	2014 GO Bond	0	0	9,696	(9,696)
361	Interest on investments			(2,106)	2,106
36	* Interest & investment	0	0	(2,106)	2,106
Subfund **	2015 GO Bond	0	0	(2,106)	2,106
Fund	*** CAPITAL PROJECTS FUND	0	1,723,000	14,919	1,708,081

**County of Maui**  
**Statement of Estimated and Actual Revenue**  
**Revenue - Budget Ordinance**  
**Fiscal Year Ending 6/30/2017 - as of 12/31/2017**


15	*** ENTERPRISE FUND	Prior	Amended	Year	Budget
Object		Year	Annual	to Date	(Over)/Under
* Char	** Subfund	Uncollected	Estimate	Collected	
*** Fund					
347	Recreation		980,000	394,134	585,866
34	* Charges for current services	0	980,000	394,134	585,866
362	Rental income		308,412	131,206	177,206
36	* Interest & investment	0	308,412	131,206	177,206
378	Miscellaneous program receipts			962	(962)
37	* Other revenues	0	0	962	(962)
740	General Fund		2,153,414	1,076,707	1,076,707
74	* Transfers in	0	2,153,414	1,076,707	1,076,707
Subfund ** Golf Course Special Fund		0	3,441,826	1,603,009	1,838,817
Fund	*** ENTERPRISE FUND	0	3,441,826	1,603,009	1,838,817

**County of Maui**  
**Statement of Estimated and Actual Revenue**  
**Revenue - Budget Ordinance**  
**Fiscal Year Ending 6/30/2017 - as of 12/31/2017**

25	*** UTILITY ENTERPRISE FUND	Prior	Amended	Year	Budget
Object	* Char ** Subfund *** Fund	Year	Annual	to Date	(Over)/Under
		Uncollected	Estimate	Collected	
361	Interest on investments			12,036	(12,036)
<b>36</b>	<b>* Interest &amp; investment</b>	<b>0</b>	<b>0</b>	<b>12,036</b>	<b>(12,036)</b>
<b>Subfund **</b>	<b>DWS 2012 GO BOND FUND</b>	<b>0</b>	<b>0</b>	<b>12,036</b>	<b>(12,036)</b>
361	Interest on investments			649	(649)
<b>36</b>	<b>* Interest &amp; investment</b>	<b>0</b>	<b>0</b>	<b>649</b>	<b>(649)</b>
<b>Subfund **</b>	<b>DWS 2014 GO BOND FUND</b>	<b>0</b>	<b>0</b>	<b>649</b>	<b>(649)</b>
349	Water Sales		61,837,397	33,836,619	28,000,778
350	Other Revenue		908,957	519,139	389,818
<b>34</b>	<b>* Charges for current services</b>	<b>0</b>	<b>62,746,354</b>	<b>34,355,758</b>	<b>28,390,596</b>
361	Interest on investments		400,000	516,861	(116,861)
<b>36</b>	<b>* Interest &amp; investment</b>	<b>0</b>	<b>400,000</b>	<b>516,861</b>	<b>(116,861)</b>
354	Other Non-Operating Revenue		23,000	804,336	(781,336)
<b>37</b>	<b>* Other revenues</b>	<b>0</b>	<b>23,000</b>	<b>804,336</b>	<b>(781,336)</b>
<b>Subfund **</b>	<b>DWS Revenue Fund</b>	<b>0</b>	<b>63,169,354</b>	<b>35,676,955</b>	<b>27,492,399</b>
372	Capital contributions			3,061,851	(3,061,851)
<b>37</b>	<b>* Other revenues</b>	<b>0</b>	<b>0</b>	<b>3,061,851</b>	<b>(3,061,851)</b>
748	Assessment Funds		3,879,000		3,879,000
<b>74</b>	<b>* Transfers in</b>	<b>0</b>	<b>3,879,000</b>	<b>0</b>	<b>3,879,000</b>
<b>Subfund **</b>	<b>DWS Water System Development</b>	<b>0</b>	<b>3,879,000</b>	<b>3,061,851</b>	<b>817,149</b>
361	Interest on investments			2,438	(2,438)
<b>36</b>	<b>* Interest &amp; investment</b>	<b>0</b>	<b>0</b>	<b>2,438</b>	<b>(2,438)</b>
<b>Subfund **</b>	<b>DWS 2007 GO Bond Fund</b>	<b>0</b>	<b>0</b>	<b>2,438</b>	<b>(2,438)</b>
361	Interest on investments			477	(477)
<b>36</b>	<b>* Interest &amp; investment</b>	<b>0</b>	<b>0</b>	<b>477</b>	<b>(477)</b>

**County of Maui**  
**Statement of Estimated and Actual Revenue**  
**Revenue - Budget Ordinance**  
**Fiscal Year Ending 6/30/2017 - as of 12/31/2017**

25	*** UTILITY ENTERPRISE FUND	Prior	Amended	Year	Budget
Object	* Char ** Subfund *** Fund	Year	Annual	to Date	(Over)/Under
		Uncollected	Estimate	Collected	
Subfund **	DWS 2009-10-11 GO BOND FUND	0	0	477	(477)
Fund ***	UTILITY ENTERPRISE FUND	<u>0</u>	<u>67,048,354</u>	<u>38,754,406</u>	<u>28,293,948</u>
	Grand Total	12,197,183	590,749,856	317,593,516	285,353,519






---

## II. Revenue

---

### II.B. Appendices / Other



**County of Maui**  
**Statement of Estimated and Actual Revenue**  
**Revenue - Appendices/Other**  
**Fiscal Year Ending 6/30/2017 - as of 12/31/2017**

11	<b>*** SPECIAL REVENUE FUND</b>	Prior Year Uncollected	Amended Annual Estimate	Year to Date Collected	Budget (Over)/Under
Object	* Char ** Subfund *** Fund				
321	Business licenses and permits			1,000	(1,000)
322	Other licenses & permit		358	24,863	(24,505)
323	Motor vehicle licenses & fees			(2)	2
<b>32</b>	<b>* Licenses and permits</b>	<b>0</b>	<b>358</b>	<b>25,861</b>	<b>(25,503)</b>
352	Fines			47,420	(47,420)
<b>35</b>	<b>* Fines and forfeitures</b>	<b>0</b>	<b>0</b>	<b>47,420</b>	<b>(47,420)</b>
361	Interest on investments			1,594	(1,594)
362	Rental income			30,749	(30,749)
<b>36</b>	<b>* Interest &amp; investment</b>	<b>0</b>	<b>0</b>	<b>32,343</b>	<b>(32,343)</b>
370	Misc income revolving		183,880	1,510,836	(1,326,956)
371	Operating contributions		85,642	122,412	(36,770)
378	Miscellaneous program receipts		10,500	192,432	(181,932)
<b>37</b>	<b>* Other revenues</b>	<b>0</b>	<b>280,022</b>	<b>1,825,680</b>	<b>(1,545,658)</b>
740	General Fund		12,798,406	9,095,271	3,703,135
741	Special Revenue Funds		2,978,431	1,659,979	1,318,452
744	Other Governmental Funds		10,373,514	4,000,000	6,373,514
<b>74</b>	<b>* Transfers in</b>	<b>0</b>	<b>26,150,351</b>	<b>14,755,250</b>	<b>11,395,101</b>
<b>Subfund **</b>	<b>County Revolving Funds</b>	<b>0</b>	<b>26,430,731</b>	<b>16,686,554</b>	<b>9,744,177</b>
330	Federal grants	652,136	1,954,556	847,115	1,759,577
334	State grants	1,391,418	6,755,956	2,903,073	5,244,301
335	Federal grants passed thru the	2,478,205	4,100,720	3,249,167	3,329,758
<b>33</b>	<b>* Intergovernmental revenues</b>	<b>4,521,759</b>	<b>12,811,232</b>	<b>6,999,355</b>	<b>10,333,636</b>
371	Operating contributions	520	363,014	187,450	176,084
378	Miscellaneous program receipts		80,000	121,959	(41,959)
<b>37</b>	<b>* Other revenues</b>	<b>520</b>	<b>443,014</b>	<b>309,409</b>	<b>134,125</b>
740	General Fund		10,000		10,000

**County of Maui**  
**Statement of Estimated and Actual Revenue**  
**Revenue - Appendices/Other**  
**Fiscal Year Ending 6/30/2017 - as of 12/31/2017**

11	*** SPECIAL REVENUE FUND	Prior	Amended	Year	Budget
Object		Year	Annual	to Date	(Over)/Under
* Char	** Subfund	Uncollected	Estimate	Collected	
*** Fund					
741	Special Revenue Funds		495,192	196,836	298,356
74	* Transfers in	0	505,192	196,836	308,356
	Subfund ** Intergovernmental Grant Fund	4,522,279	13,759,438	7,505,600	10,776,117
330	Federal grants		22,394,292	10,354,668	12,039,624
335	Federal grants passed thru the			223,205	(223,205)
33	* Intergovernmental revenues	0	22,394,292	10,577,873	11,816,419
361	Interest on investments		8,297	17,276	(8,978)
36	* Interest & investment	0	8,297	17,276	(8,978)
741	Special Revenue Funds		25,768	19,513	6,255
74	* Transfers in	0	25,768	19,513	6,255
	Subfund ** Sec.8 Hud Housing Assistance	0	22,428,357	10,614,662	11,813,696
380	Assessment revenue		400,000	1,152,300	(752,300)
38	* Assessments	0	400,000	1,152,300	(752,300)
	Subfund ** Special Parks Assessment	0	400,000	1,152,300	(752,300)
380	Assessment revenue			264,285	(264,285)
38	* Assessments	0	0	264,285	(264,285)
	Subfund ** Special Sewer Assessment Fund	0	0	264,285	(264,285)
Fund	*** SPECIAL REVENUE FUND	4,522,279	63,018,526	36,223,401	31,317,405

**County of Maui**  
**Statement of Estimated and Actual Revenue**  
**Revenue - Appendices/Other**  
**Fiscal Year Ending 6/30/2017 - as of 12/31/2017**


13	*** CAPITAL PROJECTS FUND	Prior	Amended	Year	Budget
Object		Year	Annual	to Date	(Over)/Under
* Char	** Subfund	Uncollected	Estimate	Collected	
*** Fund					
335	Federal grants passed thru the			49,795	(49,795)
33	* Intergovernmental revenues	0	0	49,795	(49,795)
Subfund	** State CIP Grants	0	0	49,795	(49,795)
335	Federal grants passed thru the	1,896,101	12,689,586	1,759,256	12,826,430
33	* Intergovernmental revenues	1,896,101	12,689,586	1,759,256	12,826,430
Subfund	** State CIP Grants - DOT	1,896,101	12,689,586	1,759,256	12,826,430
372	Capital contributions	461,506			461,506
37	* Other revenues	461,506	0	0	461,506
Subfund	** Private CIP Contributions	461,506	0	0	461,506
733	SRF & USDA Loans		31,375,000	12,665,380	18,709,620
72	* Issuance of debt	0	31,375,000	12,665,380	18,709,620
Subfund	** State CIP Loans	0	31,375,000	12,665,380	18,709,620
361	Interest on investments			1,745	(1,745)
36	* Interest & investment	0	0	1,745	(1,745)
Subfund	** 2008 GO Bond Issue	0	0	1,745	(1,745)
361	Interest on investments			1,328	(1,328)
36	* Interest & investment	0	0	1,328	(1,328)
Subfund	** 2010 B GO Bond Issue tax exempt	0	0	1,328	(1,328)
361	Interest on investments			4,256	(4,256)
36	* Interest & investment	0	0	4,256	(4,256)
Subfund	** 2012 B GO Bond	0	0	4,256	(4,256)
361	Interest on investments			9,696	(9,696)
36	* Interest & investment	0	0	9,696	(9,696)

**County of Maui**  
**Statement of Estimated and Actual Revenue**  
**Revenue - Appendices/Other**  
**Fiscal Year Ending 6/30/2017 - as of 12/31/2017**

13	*** CAPITAL PROJECTS FUND	Prior	Amended	Year	Budget
Object		Year	Annual	to Date	(Over)/Under
* Char	** Subfund	Uncollected	Estimate	Collected	
*** Fund					
Subfund **	2014 GO Bond	0	0	9,696	(9,696)
361	Interest on investments			(2,106)	2,106
36	* Interest & investment	0	0	(2,106)	2,106
Subfund **	2015 GO Bond	0	0	(2,106)	2,106
730	General Obligation Bonds		47,905,000		47,905,000
72	* Issuance of debt	0	47,905,000	0	47,905,000
Subfund **	2017 Proposed GO Bond	0	47,905,000	0	47,905,000
Fund ***	CAPITAL PROJECTS FUND	<u>2,357,607</u>	<u>91,969,586</u>	<u>14,489,350</u>	<u>79,837,842</u>

**County of Maui**  
**Statement of Estimated and Actual Revenue**  
**Revenue - Appendices/Other**  
**Fiscal Year Ending 6/30/2017 - as of 12/31/2017**

25	*** UTILITY ENTERPRISE FUND	Prior	Amended	Year	Budget
Object	* Char ** Subfund *** Fund	Year	Annual	to Date	(Over)/Under
		Uncollected	Estimate	Collected	
330	Federal grants			157,996	(157,996)
33	* Intergovernmental revenues	0	0	157,996	(157,996)
Subfund	** DWS STATE GRANTS	0	0	157,996	(157,996)
330	Federal grants			45,000	(45,000)
33	* Intergovernmental revenues	0	0	45,000	(45,000)
733	SRF & USDA Loans		5,000,000	10,945,241	(5,945,241)
72	* Issuance of debt	0	5,000,000	10,945,241	(5,945,241)
Subfund	** DWS SRF	0	5,000,000	10,990,241	(5,990,241)
361	Interest on investments			2,438	(2,438)
36	* Interest & investment	0	0	2,438	(2,438)
Subfund	** DWS 2007 GO Bond Fund	0	0	2,438	(2,438)
361	Interest on investments			477	(477)
36	* Interest & investment	0	0	477	(477)
Subfund	** DWS 2009-10-11 GO BOND FUND	0	0	477	(477)
Fund	*** UTILITY ENTERPRISE FUND	0	5,000,000	11,151,152	(6,151,152)
	Grand Total	6,879,886	159,988,112	61,863,903	105,004,095






---

## II. Revenue

---



County of Maui

Office of the Mayor

Grant Revenues & Expenditures Quarterly Report - by Index and Fiscal Year as of 12/31/2017

Index	Index Title	FY	Beginning Fund Balance	Revenue	Expenditures	Transfers In	Transfers Out	Ending Fund Balance
106186	ENERGY EFFNCY/CONSVTN BLCK GRT	2015	(34,891.68)					(34,891.68)
106186	ENERGY EFFNCY/CONSVTN BLCK GRT	2016	(34,891.68)		34,891.68			0.00
				0.00	34,891.68	0.00	0.00	
116030	CDBG PROGRAM ADMIN FY2011	2015	1,521.50					1,521.50
116030	CDBG PROGRAM ADMIN FY2011	2016	1,521.50					1,521.50
116030	CDBG PROGRAM ADMIN FY2011	2017	1,521.50					1,521.50
116030	CDBG PROGRAM ADMIN FY2011	2018	1,521.50					1,521.50
				0.00	0.00	0.00	0.00	
116032	THE MAUI FARM REHABILITATION	2016		(21,404.55)	21,404.55			0.00
				(21,404.55)	21,404.55	0.00	0.00	
116203	EASTER SEALS MAUI PHASE II	2015			19,744.00			19,744.00
116203	EASTER SEALS MAUI PHASE II	2016	19,744.00	(19,744.00)				0.00
				(19,744.00)	19,744.00	0.00	0.00	
116215	ARRA09 ST ENERGY SCTR TRNG GRT	2015	(3,222.39)					(3,222.39)
116215	ARRA09 ST ENERGY SCTR TRNG GRT	2016	(3,222.39)		3,222.39			0.00
				0.00	3,222.39	0.00	0.00	
126008	IAO HOUSE REHABILITATION	2017			5,222.45			5,222.45
126008	IAO HOUSE REHABILITATION	2018	5,222.45	(5,222.45)				0.00
				(5,222.45)	5,222.45	0.00	0.00	
126010	LCHC INFRASTRUCTURE 13-4	2016		(737.71)	737.71			0.00
				(737.71)	737.71	0.00	0.00	
126030	CDBG PROGRAM ADMIN FY2012	2015	231.60	(231.60)				0.00
				(231.60)	0.00	0.00	0.00	
126035	MOLOKAI TANKER- REPRG	2016		(25,320.44)	25,320.44			0.00
				(25,320.44)	25,320.44	0.00	0.00	
126198	MOLOKAI YOUTH OPPORTUNITY-DOL	2015	630.00					630.00
126198	MOLOKAI YOUTH OPPORTUNITY-DOL	2016	630.00		(630.00)			0.00
				0.00	(630.00)	0.00	0.00	
126201	WRKFRCE INVST ACT PY11-ADMIN	2015	2,255.13					2,255.13
126201	WRKFRCE INVST ACT PY11-ADMIN	2016	2,255.13		(2,255.13)			0.00
				0.00	(2,255.13)	0.00	0.00	
126202	WRKFRCE INVST PY11 DSLCTD WRKR	2015	3,052.10					3,052.10

County of Maui

Office of the Mayor

Grant Revenues & Expenditures Quarterly Report - by Index and Fiscal Year as of 12/31/2017

Index	Index Title	FY	Beginning Fund Balance	Revenue	Expenditures	Transfers In	Transfers Out	Ending Fund Balance
126202	WRKFRCE INVST PY11 DSLCTD WRKR	2016	3,052.10		(3,052.10)			0.00
				0.00	(3,052.10)	0.00	0.00	
136005	LCHC INFRASTRUCTURE 13-4	2016		(370,818.29)	370,818.29			0.00
				(370,818.29)	370,818.29	0.00	0.00	
136103	LANAI COMM LAND ACQUISITION	2015		(5,568.81)	5,568.81			0.00
				(5,568.81)	5,568.81	0.00	0.00	
136105	MAUI FOOD BANK REHAB	2016		(8,965.99)	8,965.99			0.00
				(8,965.99)	8,965.99	0.00	0.00	
136106	THE MAUI FARM REHABILITATION	2016		(30,292.83)	30,292.83			0.00
				(30,292.83)	30,292.83	0.00	0.00	
136107	IAO HOUSE REHABILITATION	2017			1,707.17			1,707.17
136107	IAO HOUSE REHABILITATION	2018	1,707.17	(1,707.17)				0.00
				(1,707.17)	1,707.17	0.00	0.00	
136187	HAWAII ST COMM/STATUS WOMEN	2015	(649.32)					(649.32)
136187	HAWAII ST COMM/STATUS WOMEN	2016	(649.32)					(649.32)
136187	HAWAII ST COMM/STATUS WOMEN	2017	(649.32)	566.66	51.62			(31.04)
136187	HAWAII ST COMM/STATUS WOMEN	2018	(31.04)					(31.04)
				566.66	51.62	0.00	0.00	
136188	HTA PRODUCT ENRICHMENT CY13	2015	(10,000.00)		10,000.00			0.00
				0.00	10,000.00	0.00	0.00	
136199	WIA YOUTH PROGRAM - PY2012	2015	980.12	(1,314.54)				(334.42)
136199	WIA YOUTH PROGRAM - PY2012	2016	(334.42)		334.42			0.00
				(1,314.54)	334.42	0.00	0.00	
136200	WIA ADULT PROGRAM - PY2012	2015	33,015.43	(34,187.60)				(1,172.17)
136200	WIA ADULT PROGRAM - PY2012	2016	(1,172.17)		1,172.17			0.00
				(34,187.60)	1,172.17	0.00	0.00	
136201	WIA ADMINISTRATIVE PY2012	2015	(4,486.89)	(3,318.20)				(7,805.09)
136201	WIA ADMINISTRATIVE PY2012	2016	(7,805.09)		7,805.09			0.00
				(3,318.20)	7,805.09	0.00	0.00	
136202	WIA DISLOCATED WORKER PY2012	2015	1,387.98	(5,401.94)				(4,013.96)
136202	WIA DISLOCATED WORKER PY2012	2016	(4,013.96)		4,013.96			0.00
				(5,401.94)	4,013.96	0.00	0.00	

County of Maui

Office of the Mayor

Grant Revenues & Expenditures Quarterly Report - by Index and Fiscal Year as of 12/31/2017

Index	Index Title	FY	Beginning Fund Balance	Revenue	Expenditures	Transfers In	Transfers Out	Ending Fund Balance
136203	EASTER SEALS MAUI PHASE II	2015		(135,753.18)	156,009.18			20,256.00
136203	EASTER SEALS MAUI PHASE II	2016	20,256.00	(20,256.00)				0.00
				<b>(156,009.18)</b>	<b>156,009.18</b>	<b>0.00</b>	<b>0.00</b>	
146301	WKFORCE INVESTMENT ACT ADMIN	2015	25,092.15	(74,939.92)	52,935.51			3,087.74
146301	WKFORCE INVESTMENT ACT ADMIN	2016	3,087.74	(2,852.18)	(235.56)			0.00
				<b>(77,792.10)</b>	<b>52,699.95</b>	<b>0.00</b>	<b>0.00</b>	
146302	WKFORCE INVESTMENT ACT DWP	2015	57,849.83	(162,647.44)	217,282.06			112,484.45
146302	WKFORCE INVESTMENT ACT DWP	2016	112,484.45	(111,301.33)	(1,183.12)			(0.00)
				<b>(273,948.77)</b>	<b>216,098.94</b>	<b>0.00</b>	<b>0.00</b>	
146303	WKFORCE INVESTMENT ACT ADULT	2015	30,997.05	(136,915.55)	218,870.94			112,952.44
146303	WKFORCE INVESTMENT ACT ADULT	2016	112,952.44	(113,792.35)	(460.21)			(1,300.12)
146303	WKFORCE INVESTMENT ACT ADULT	2017	(1,300.12)		1,300.12			0.00
				<b>(250,707.90)</b>	<b>219,710.85</b>	<b>0.00</b>	<b>0.00</b>	
146304	WKFORCE INVESTMENT ACT YOUTH	2015	51,295.14	(265,893.71)	203,177.70			(11,420.87)
146304	WKFORCE INVESTMENT ACT YOUTH	2016	(11,420.87)	(6,487.87)	17,908.74			0.00
				<b>(272,381.58)</b>	<b>221,086.44</b>	<b>0.00</b>	<b>0.00</b>	
146305	HTA PRODUCT ENRICHMENT CY14	2015	(228,034.36)		228,021.80			(12.56)
146305	HTA PRODUCT ENRICHMENT CY14	2016	(12.56)		12.56			0.00
				<b>0.00</b>	<b>228,034.36</b>	<b>0.00</b>	<b>0.00</b>	
146336	WHW EMERGENCY SHELTER REHAB	2017		(128,225.92)	128,225.92			0.00
				<b>(128,225.92)</b>	<b>128,225.92</b>	<b>0.00</b>	<b>0.00</b>	
146340	LANAI BRUSH TRUCK	2015		(124,500.00)	124,500.00			0.00
				<b>(124,500.00)</b>	<b>124,500.00</b>	<b>0.00</b>	<b>0.00</b>	
146341	MOLOKAI LANDFILL DUMP TRUCK	2015		(183,205.90)	183,205.90			0.00
				<b>(183,205.90)</b>	<b>183,205.90</b>	<b>0.00</b>	<b>0.00</b>	
146342	HANA LANDFILL WATER TRUCK	2015		(230,815.37)	233,034.17			2,218.80
146342	HANA LANDFILL WATER TRUCK	2016	2,218.80	(2,218.80)				0.00
				<b>(233,034.17)</b>	<b>233,034.17</b>	<b>0.00</b>	<b>0.00</b>	
146343	WOMEN HELPING WOMEN DOM VIOLEN	2015		(6,830.72)	6,830.72			0.00
146343	WOMEN HELPING WOMEN DOM VIOLEN	2016		(7,738.11)	7,738.11			0.00
146343	WOMEN HELPING WOMEN DOM VIOLEN	2017		(72,431.17)	72,431.17			0.00
				<b>(87,000.00)</b>	<b>87,000.00</b>	<b>0.00</b>	<b>0.00</b>	

County of Maui

Office of the Mayor

Grant Revenues & Expenditures Quarterly Report - by Index and Fiscal Year as of 12/31/2017

Index	Index Title	FY	Beginning Fund Balance	Revenue	Expenditures	Transfers In	Transfers Out	Ending Fund Balance
146345	LANAI COMM HEALTH CTR INFRAS	2015		(11,112.19)	11,112.19			0.00
146345	LANAI COMM HEALTH CTR INFRAS	2016		(313,871.81)	313,871.81			0.00
				<u>(324,984.00)</u>	<u>324,984.00</u>	<u>0.00</u>	<u>0.00</u>	
146346	CDBG PROGRAM ADMIN FY2014	2015	53,287.05	(63,869.91)	12,796.33			2,213.47
146346	CDBG PROGRAM ADMIN FY2014	2016	2,213.47	(25,644.68)	23,431.21			0.00
146346	CDBG PROGRAM ADMIN FY2014	2017		(5.27)	5.27			0.00
				<u>(89,519.86)</u>	<u>36,232.81</u>	<u>0.00</u>	<u>0.00</u>	
146347	KHAKO RENEWAL PRJ PH-1	2016		(1,205.63)	81,100.63			79,895.00
146347	KHAKO RENEWAL PRJ PH-1	2017	79,895.00	(168,297.65)	88,402.65			0.00
				<u>(169,503.28)</u>	<u>169,503.28</u>	<u>0.00</u>	<u>0.00</u>	
146348	MAUI FOOD BANK REHAB	2016		(41,034.01)	41,034.01			0.00
				<u>(41,034.01)</u>	<u>41,034.01</u>	<u>0.00</u>	<u>0.00</u>	
156187	HAWAII ST COMM/STATUS WOMEN	2015		(5,000.00)	2,978.40			(2,021.60)
156187	HAWAII ST COMM/STATUS WOMEN	2016	(2,021.60)		1,790.88			(230.72)
156187	HAWAII ST COMM/STATUS WOMEN	2017		(230.72)	230.72			0.00
				<u>(5,000.00)</u>	<u>5,000.00</u>	<u>0.00</u>	<u>0.00</u>	
156188	INNOVATE HAWAII	2015		(10,000.00)	10,000.00			0.00
				<u>(10,000.00)</u>	<u>10,000.00</u>	<u>0.00</u>	<u>0.00</u>	
156198	MOLOKAI YOUTH OPPRTUNITY 05DOL	2015	(630.00)					(630.00)
156198	MOLOKAI YOUTH OPPRTUNITY 05DOL	2016	(630.00)		630.00			0.00
				<u>0.00</u>	<u>630.00</u>	<u>0.00</u>	<u>0.00</u>	
156301	WKFORCE INVESTT ACT ADMIN	2015			31,614.59			31,614.59
156301	WKFORCE INVESTT ACT ADMIN	2016	31,614.59	(69,334.00)	37,719.41			(0.00)
				<u>(69,334.00)</u>	<u>69,334.00</u>	<u>0.00</u>	<u>0.00</u>	
156302	WKFORCE INVESTMENT ACT DWP	2015			121,096.22			121,096.22
156302	WKFORCE INVESTMENT ACT DWP	2016	121,096.22	(137,587.06)	41,109.51			24,618.67
156302	WKFORCE INVESTMENT ACT DWP	2017	24,618.67	(17,863.56)	(6,755.11)			(0.00)
				<u>(155,450.62)</u>	<u>155,450.62</u>	<u>0.00</u>	<u>0.00</u>	
156303	THE MAUI FARM REHABILITATION	2015		(1,023.36)	1,023.36			0.00
156303	THE MAUI FARM REHABILITATION	2016		(125,724.64)	125,724.64			0.00
				<u>(126,748.00)</u>	<u>126,748.00</u>	<u>0.00</u>	<u>0.00</u>	
156304	MAUI FOOD BANK REHAB	2015		(12,977.36)	15,914.67			2,937.31

County of Maui

Office of the Mayor

Grant Revenues & Expenditures Quarterly Report - by Index and Fiscal Year as of 12/31/2017

Index	Index Title	FY	Beginning Fund Balance	Revenue	Expenditures	Transfers In	Transfers Out	Ending Fund Balance
156304	MAUI FOOD BANK REHAB	2016	2,937.31	(403,022.64)	400,085.33			0.00
				<u>(416,000.00)</u>	<u>416,000.00</u>	<u>0.00</u>	<u>0.00</u>	
156305	WKFORCE INVESTMT ACT ADULT	2015			116,644.33			116,644.33
156305	WKFORCE INVESTMT ACT ADULT	2016	116,644.33	(178,985.99)	96,518.30			34,176.64
156305	WKFORCE INVESTMT ACT ADULT	2017	34,176.64	(34,184.95)	8.31			0.00
				<u>(213,170.94)</u>	<u>213,170.94</u>	<u>0.00</u>	<u>0.00</u>	
156306	WKFORCE INVESTMENT ACT YOUTH	2015			103,376.05			103,376.05
156306	WKFORCE INVESTMENT ACT YOUTH	2016	103,376.05	(226,592.46)	123,852.95			636.54
156306	WKFORCE INVESTMENT ACT YOUTH	2017	636.54	(636.54)				0.00
				<u>(227,229.00)</u>	<u>227,229.00</u>	<u>0.00</u>	<u>0.00</u>	
156308	HTA PRODUCT ENRICHMENT CY14	2015		(250,000.00)	102,009.12			(147,990.88)
156308	HTA PRODUCT ENRICHMENT CY14	2016	(147,990.88)	(150,000.00)	245,834.63			(52,156.25)
156308	HTA PRODUCT ENRICHMENT CY14	2017	(52,156.25)	25,130.98	27,025.27			(0.00)
				<u>(374,869.02)</u>	<u>374,869.02</u>	<u>0.00</u>	<u>0.00</u>	
156309	HSEO MAUI ENERGY CONFERENCE	2015		(20,000.00)	20,000.00			0.00
				<u>(20,000.00)</u>	<u>20,000.00</u>	<u>0.00</u>	<u>0.00</u>	
156341	MOLOKAI TANKER	2016		(328,929.56)	675,000.00			346,070.44
156341	MOLOKAI TANKER	2017	346,070.44	(346,070.44)				0.00
				<u>(675,000.00)</u>	<u>675,000.00</u>	<u>0.00</u>	<u>0.00</u>	
156342	IAO HOUSE REHABILITATION	2017			17,500.00			17,500.00
156342	IAO HOUSE REHABILITATION	2018	17,500.00	(17,500.00)				0.00
				<u>(17,500.00)</u>	<u>17,500.00</u>	<u>0.00</u>	<u>0.00</u>	
156343	IAO HOUSE REHABILITATION	2017			21,800.00			21,800.00
156343	IAO HOUSE REHABILITATION	2018	21,800.00	(21,800.00)				0.00
				<u>(21,800.00)</u>	<u>21,800.00</u>	<u>0.00</u>	<u>0.00</u>	
156346	CDBG PROGRAM ADMIN FY15	2015		(259,908.41)	294,526.16			34,617.75
156346	CDBG PROGRAM ADMIN FY15	2016	34,617.75	(54,117.01)	19,644.76			145.50
156346	CDBG PROGRAM ADMIN FY15	2017	145.50					145.50
156346	CDBG PROGRAM ADMIN FY15	2018	145.50	(4.98)				140.52
				<u>(314,030.40)</u>	<u>314,170.92</u>	<u>0.00</u>	<u>0.00</u>	
166122	COQUI FROG ERADCTN ACT51 SLH04	2015	99,996.23					99,996.23
166122	COQUI FROG ERADCTN ACT51 SLH04	2016	99,996.23		(80,000.00)			19,996.23

County of Maui

Office of the Mayor

Grant Revenues & Expenditures Quarterly Report - by Index and Fiscal Year as of 12/31/2017

Index	Index Title	FY	Beginning Fund Balance	Revenue	Expenditures	Transfers In	Transfers Out	Ending Fund Balance
166122	COQUI FROG ERADCTN ACT51 SLH04	2017	19,996.23		(19,996.23)			0.00
				0.00	(99,996.23)	0.00	0.00	
166123	DLNR M'LAEA HARBOR SEWAGE P/O	2015	30,000.00					30,000.00
166123	DLNR M'LAEA HARBOR SEWAGE P/O	2016	30,000.00					30,000.00
166123	DLNR M'LAEA HARBOR SEWAGE P/O	2017	30,000.00					30,000.00
166123	DLNR M'LAEA HARBOR SEWAGE P/O	2018	30,000.00		(30,000.00)			0.00
				0.00	(30,000.00)	0.00	0.00	
166124	NOAA/HIHWNMS-MAALAEA HARBOR SW	2015	10,000.00					10,000.00
166124	NOAA/HIHWNMS-MAALAEA HARBOR SW	2016	10,000.00					10,000.00
166124	NOAA/HIHWNMS-MAALAEA HARBOR SW	2017	10,000.00					10,000.00
166124	NOAA/HIHWNMS-MAALAEA HARBOR SW	2018	10,000.00		(10,000.00)			0.00
				0.00	(10,000.00)	0.00	0.00	
166785	HAWAII ST COMM/STATUS WOMEN	2016		(3,421.88)	1,260.64			(2,161.24)
166785	HAWAII ST COMM/STATUS WOMEN	2017	(2,161.24)	120.83	2,013.78			(26.63)
166785	HAWAII ST COMM/STATUS WOMEN	2018	(26.63)					(26.63)
				(3,301.05)	3,274.42	0.00	0.00	
166810	WKFORCE INNOVATN OPPORTUNITY	2016			22,721.97			22,721.97
166810	WKFORCE INNOVATN OPPORTUNITY	2017	22,721.97	(128,045.52)	159,024.87			53,701.32
166810	WKFORCE INNOVATN OPPORTUNITY	2018	53,701.32	(60,809.76)	7,108.44			(0.00)
				(188,855.28)	188,855.28	0.00	0.00	
166811	HO'OLEHUA PUMPER	2017		(898,447.40)	898,447.40			0.00
				(898,447.40)	898,447.40	0.00	0.00	
166812	IAO HOUSE REHABILITATION	2017			47,959.38			47,959.38
166812	IAO HOUSE REHABILITATION	2018	47,959.38	(47,959.38)				0.00
				(47,959.38)	47,959.38	0.00	0.00	
166814	WHW EMERGENCY SHELTER REHAB	2017		(85,469.25)	85,469.25			0.00
				(85,469.25)	85,469.25	0.00	0.00	
166815	CDBG PROGRAM ADMIN FY16	2016		(265,493.23)	293,775.88			28,282.65
166815	CDBG PROGRAM ADMIN FY16	2017	28,282.65	(45,084.04)	17,389.52			588.13
166815	CDBG PROGRAM ADMIN FY16	2018	588.13	(1,779.30)	1,191.17			0.00
				(312,356.57)	312,356.57	0.00	0.00	
166816	HTA PRODUCT ENRICHMENT CY16	2016		(250,000.00)	143,427.61			(106,572.39)



County of Maui

Office of the Mayor

Grant Revenues & Expenditures Quarterly Report - by Index and Fiscal Year as of 12/31/2017

Index	Index Title	FY	Beginning Fund Balance	Revenue	Expenditures	Transfers In	Transfers Out	Ending Fund Balance
166816	HTA PRODUCT ENRICHMENT CY16	2017	(106,572.39)	(150,000.00)	256,072.39			(500.00)
166816	HTA PRODUCT ENRICHMENT CY16	2018	(500.00)	500.00				0.00
				<u>(399,500.00)</u>	<u>399,500.00</u>	<u>0.00</u>	<u>0.00</u>	
166817	WIOA ADULT&DISLOCATED WORKER	2016			23,795.53			23,795.53
166817	WIOA ADULT&DISLOCATED WORKER	2017	23,795.53	(318,745.57)	311,140.40			16,190.36
166817	WIOA ADULT&DISLOCATED WORKER	2018	16,190.36	(26,015.17)	9,824.81			0.00
				<u>(344,760.74)</u>	<u>344,760.74</u>	<u>0.00</u>	<u>0.00</u>	
166818	WIOA ADMIN PY2015	2016		(17,883.59)	55,875.58			37,991.99
166818	WIOA ADMIN PY2015	2017	37,991.99	(43,722.00)	4,446.00			(1,284.01)
166818	WIOA ADMIN PY2015	2018	(1,284.01)	(2,701.41)	3,847.33			(138.09)
				<u>(64,307.00)</u>	<u>64,168.91</u>	<u>0.00</u>	<u>0.00</u>	
166819	INNOVATE HAWAII	2016		(10,000.00)				(10,000.00)
166819	INNOVATE HAWAII	2017	(10,000.00)		10,000.00			0.00
				<u>(10,000.00)</u>	<u>10,000.00</u>	<u>0.00</u>	<u>0.00</u>	
166862	HAWAII STATE ENERGY	2017		(10,000.00)	10,000.00			0.00
				<u>(10,000.00)</u>	<u>10,000.00</u>	<u>0.00</u>	<u>0.00</u>	
176062	HOUSING REHAB LOAN PROJECT INC	2015	(13,196.45)					(13,196.45)
176062	HOUSING REHAB LOAN PROJECT INC	2016	(13,196.45)					(13,196.45)
176062	HOUSING REHAB LOAN PROJECT INC	2017	(13,196.45)					(13,196.45)
176062	HOUSING REHAB LOAN PROJECT INC	2018	(13,196.45)		11,863.34			(1,333.11)
				<u>0.00</u>	<u>11,863.34</u>	<u>0.00</u>	<u>0.00</u>	
176063	IAO THEATRE PROJECT INCOME	2017			(2,183.13)			(2,183.13)
176063	IAO THEATRE PROJECT INCOME	2018	(2,183.13)					(2,183.13)
				<u>0.00</u>	<u>(2,183.13)</u>	<u>0.00</u>	<u>0.00</u>	
176187	MADE IN MAUI COUNTY FESTIVAL	2017		(8,500.00)	8,500.00			0.00
				<u>(8,500.00)</u>	<u>8,500.00</u>	<u>0.00</u>	<u>0.00</u>	
176803	MEO MOLOKAI SHUTTLE SVC BUS B	2017			130,936.00			130,936.00
176803	MEO MOLOKAI SHUTTLE SVC BUS B	2018	130,936.00	(130,936.00)				0.00
				<u>(130,936.00)</u>	<u>130,936.00</u>	<u>0.00</u>	<u>0.00</u>	
176806	MEO MOLOKAI SHUTTLE SVC BUS A	2017			118,579.00			118,579.00
176806	MEO MOLOKAI SHUTTLE SVC BUS A	2018	118,579.00	(118,579.00)				0.00
				<u>(118,579.00)</u>	<u>118,579.00</u>	<u>0.00</u>	<u>0.00</u>	

County of Maui

Office of the Mayor

Grant Revenues & Expenditures Quarterly Report - by Index and Fiscal Year as of 12/31/2017

Index	Index Title	FY	Beginning Fund Balance	Revenue	Expenditures	Transfers In	Transfers Out	Ending Fund Balance
176808	LAHAINA SURF PRESERVATION	2018		(97,353.22)	120,762.65			23,409.43
				<u>(97,353.22)</u>	<u>120,762.65</u>	<u>0.00</u>	<u>0.00</u>	
176810	WIOA YOUTH ACTIVITIES	2018		(15,942.63)	76,690.03			60,747.40
				<u>(15,942.63)</u>	<u>76,690.03</u>	<u>0.00</u>	<u>0.00</u>	
176811	THE MAUI FARM REHABILITATION	2018		(4,415.44)	4,415.44			0.00
				<u>(4,415.44)</u>	<u>4,415.44</u>	<u>0.00</u>	<u>0.00</u>	
176812	KHAKO STAIRCASE SAFETY	2018		(3,148.95)	118,939.35			115,790.40
				<u>(3,148.95)</u>	<u>118,939.35</u>	<u>0.00</u>	<u>0.00</u>	
176815	CDBG PROGRAM ADMIN FY17	2017		(204,260.10)	326,697.26			122,437.16
176815	CDBG PROGRAM ADMIN FY17	2018	122,437.16	(141,731.23)	19,294.07			(0.00)
				<u>(345,991.33)</u>	<u>345,991.33</u>	<u>0.00</u>	<u>0.00</u>	
176816	HTA COUNTY PRODUCT ENRICHMENT	2017		(60,000.00)	43,218.35			(16,781.65)
176816	HTA COUNTY PRODUCT ENRICHMENT	2018	(16,781.65)		22,163.70			5,382.05
				<u>(60,000.00)</u>	<u>65,382.05</u>	<u>0.00</u>	<u>0.00</u>	
176817	WIOA ADULT PROGRAM	2018			68,778.15			68,778.15
				<u>0.00</u>	<u>68,778.15</u>	<u>0.00</u>	<u>0.00</u>	
176818	WIOA ADMIN PY2016	2017		(41,869.63)	43,059.23			1,189.60
176818	WIOA ADMIN PY2016	2018	1,189.60	(16,539.37)	13,315.26			(2,034.51)
				<u>(58,409.00)</u>	<u>56,374.49</u>	<u>0.00</u>	<u>0.00</u>	
176821	WIOA DISLOCATED WORKER	2018			66,717.02			66,717.02
				<u>0.00</u>	<u>66,717.02</u>	<u>0.00</u>	<u>0.00</u>	
186037	2016 HAWAII SEVERE STORMS	2017		(6,038.93)	3,689,267.70			3,683,228.77
186037	2016 HAWAII SEVERE STORMS	2018	3,683,228.77					3,683,228.77
				<u>(6,038.93)</u>	<u>3,689,267.70</u>	<u>0.00</u>	<u>0.00</u>	
186785	HAWAII ST COMM/STATUS WOMEN	2018			543.23			543.23
				<u>0.00</u>	<u>543.23</u>	<u>0.00</u>	<u>0.00</u>	
186815	CDBG PROGRAM ADMIN FY18	2018		(97,714.21)	157,577.51			59,863.30
				<u>(97,714.21)</u>	<u>157,577.51</u>	<u>0.00</u>	<u>0.00</u>	
186818	WIOA ADMIN PY2017	2018			18,724.73			18,724.73
				<u>0.00</u>	<u>18,724.73</u>	<u>0.00</u>	<u>0.00</u>	
196010	MOLOKAI TANKER - REPRG	2016			8,179.56			8,179.56
196010	MOLOKAI TANKER - REPRG	2017	8,179.56	(8,179.56)				0.00

County of Maui

Office of the Mayor

Grant Revenues & Expenditures Quarterly Report - by Index and Fiscal Year as of 12/31/2017

Index	Index Title	FY	Beginning Fund Balance	Revenue	Expenditures	Transfers In	Transfers Out	Ending Fund Balance
				(8,179.56)	8,179.56	0.00	0.00	
196020	PROJECT IMPACT BDRC FEMA	2015	13,279.05					13,279.05
196020	PROJECT IMPACT BDRC FEMA	2016	13,279.05					13,279.05
196020	PROJECT IMPACT BDRC FEMA	2017	13,279.05		(13,279.05)			0.00
				0.00	(13,279.05)	0.00	0.00	
196037	STORMS 12/4-7/07 FEMA#1743DRHI	2015	(172,041.35)					(172,041.35)
196037	STORMS 12/4-7/07 FEMA#1743DRHI	2016	(172,041.35)		172,041.35			0.00
				0.00	172,041.35	0.00	0.00	
196205	HAZARD MITIGATN KULA AG PARK	2015	14,100.00	(181,924.00)	167,824.00			0.00
				(181,924.00)	167,824.00	0.00	0.00	
<b>Grand Total</b>				<b>(9,093,737.05)</b>	<b>13,231,019.12</b>	<b>0.00</b>	<b>0.00</b>	

County of Maui

Management

Grant Revenues & Expenditures Quarterly Report - by Index and Fiscal Year as of 12/31/2017

Index	Index Title	FY	Beginning Fund Balance	Revenue	Expenditures	Transfers In	Transfers Out	Ending Fund Balance
106055	ENERGY EMERGENCY PLANNING	2015	(4,575.09)					(4,575.09)
106055	ENERGY EMERGENCY PLANNING	2016	(4,575.09)		4,575.09			0.00
				0.00	4,575.09	0.00	0.00	
136801	DELL ONLINE SELF-DISPATCH PRG	2015	(6,130.00)	(21,147.71)				(27,277.71)
136801	DELL ONLINE SELF-DISPATCH PRG	2016	(27,277.71)	(210.00)				(27,487.71)
136801	DELL ONLINE SELF-DISPATCH PRG	2017	(27,487.71)	27,487.71				0.00
				6,130.00	0.00	0.00	0.00	
166802	HI INTEGRATED JUSTICE IS PRG	2016			27,840.00			27,840.00
166802	HI INTEGRATED JUSTICE IS PRG	2017	27,840.00	(27,840.00)				0.00
				(27,840.00)	27,840.00	0.00	0.00	
<b>Grand Total</b>				<b>(21,710.00)</b>	<b>32,415.09</b>	<b>0.00</b>	<b>0.00</b>	

County of Maui

Prosecuting Attorney

Grant Revenues & Expenditures Quarterly Report - by Index and Fiscal Year as of 12/31/2017

Index	Index Title	FY	Beginning Fund Balance	Revenue	Expenditures	Transfers In	Transfers Out	Ending Fund Balance
106138	FOOD STAMP PRG PROSECUTIONS	2016		(283.17)	283.17			0.00
				<u>(283.17)</u>	<u>283.17</u>	<u>0.00</u>	<u>0.00</u>	
126174	DEFENDANT/WITNESS TRIAL PRG12	2015	.50	(.50)				0.00
				<u>(0.50)</u>	<u>0.00</u>	<u>0.00</u>	<u>0.00</u>	
126462	PROS ATTY ASSET FORFTRES ST12	2015		3,508.40				3,508.40
126462	PROS ATTY ASSET FORFTRES ST12	2016	3,508.40	(3,508.40)				0.00
				<u>0.00</u>	<u>0.00</u>	<u>0.00</u>	<u>0.00</u>	
136174	DEFENDANT/WITNESS TRIAL PRG	2015	287.24					287.24
136174	DEFENDANT/WITNESS TRIAL PRG	2016	287.24		(287.24)			0.00
				<u>0.00</u>	<u>(287.24)</u>	<u>0.00</u>	<u>0.00</u>	
136465	JUSTICE REINVEST INITIATIVE	2015	(10,139.62)		10,139.62			0.00
				<u>0.00</u>	<u>10,139.62</u>	<u>0.00</u>	<u>0.00</u>	
146601	DEFENDANT/WITNESS TRIAL PRG	2015	55,675.40	(54,394.36)	(1,891.04)			(610.00)
146601	DEFENDANT/WITNESS TRIAL PRG	2016	(610.00)		610.00			0.00
				<u>(54,394.36)</u>	<u>(1,281.04)</u>	<u>0.00</u>	<u>0.00</u>	
146602	VICTIM/WITNESS ASSISTANCE PRG	2015	(8,448.31)	(13,447.00)	21,198.57			(696.74)
146602	VICTIM/WITNESS ASSISTANCE PRG	2016	(696.74)		696.74			0.00
				<u>(13,447.00)</u>	<u>21,895.31</u>	<u>0.00</u>	<u>0.00</u>	
146603	CAREER CRIMINAL PROGRAM	2015	29,104.00	(29,104.00)				0.00
				<u>(29,104.00)</u>	<u>0.00</u>	<u>0.00</u>	<u>0.00</u>	
146607	CRIMINAL JUSTICE INFO SYSTEM	2015	14,473.48	(79,595.00)	84,772.54			19,651.02
146607	CRIMINAL JUSTICE INFO SYSTEM	2016	19,651.02	(44,389.00)	24,737.98			0.00
				<u>(123,984.00)</u>	<u>109,510.52</u>	<u>0.00</u>	<u>0.00</u>	
146609	SPCL NEEDS ADVOCACY PRG	2015	57,682.90	(177,015.00)	119,332.10			0.00
				<u>(177,015.00)</u>	<u>119,332.10</u>	<u>0.00</u>	<u>0.00</u>	
146622	DOMESTIC VIOLENCE INVESTIGATIO	2015	(228.48)	(37,113.00)	37,341.48			0.00
				<u>(37,113.00)</u>	<u>37,341.48</u>	<u>0.00</u>	<u>0.00</u>	
146623	PROSECUTORS HWY SFTY TRAIN'G	2015	1,141.38	(1,813.16)	671.78			0.00
				<u>(1,813.16)</u>	<u>671.78</u>	<u>0.00</u>	<u>0.00</u>	
156601	DEFENDANT/WITNESS TRIAL PRG	2015		(47,760.12)	65,628.92			17,868.80
156601	DEFENDANT/WITNESS TRIAL PRG	2016	17,868.80	(23,459.97)	5,591.17			(0.00)
				<u>(71,220.09)</u>	<u>71,220.09</u>	<u>0.00</u>	<u>0.00</u>	

County of Maui

Prosecuting Attorney

Grant Revenues & Expenditures Quarterly Report - by Index and Fiscal Year as of 12/31/2017

Index	Index Title	FY	Beginning Fund Balance	Revenue	Expenditures	Transfers In	Transfers Out	Ending Fund Balance
156602	VICTIM/WITNESS ASSISTANCE PRG	2015		(29,729.00)	40,347.86			10,618.86
156602	VICTIM/WITNESS ASSISTANCE PRG	2016	10,618.86	(28,648.00)	18,029.14			0.00
				<u>(58,377.00)</u>	<u>58,377.00</u>	<u>0.00</u>	<u>0.00</u>	
156603	CAREER CRIMINAL PROGRAM	2015		(130,262.00)	155,706.50	(32,662.33)		(7,217.83)
156603	CAREER CRIMINAL PROGRAM	2016	(7,217.83)		7,217.83			0.00
				<u>(130,262.00)</u>	<u>162,924.33</u>	<u>(32,662.33)</u>	<u>0.00</u>	
156608	E BYRNE MEMORIAL JAG FY15	2016			9,572.44			9,572.44
156608	E BYRNE MEMORIAL JAG FY15	2017	9,572.44					9,572.44
156608	E BYRNE MEMORIAL JAG FY15	2018	9,572.44		35,320.52			44,892.96
				<u>0.00</u>	<u>44,892.96</u>	<u>0.00</u>	<u>0.00</u>	
156609	SPCL NEEDS ADVOCACY PRG	2015		(193,003.57)	271,294.88			78,291.31
156609	SPCL NEEDS ADVOCACY PRG	2016	78,291.31	(95,252.00)	16,960.69			(0.00)
				<u>(288,255.57)</u>	<u>288,255.57</u>	<u>0.00</u>	<u>0.00</u>	
156610	ASSET FORFEITURES PROGRAM	2015		(103,530.00)	42,637.30			(60,892.70)
156610	ASSET FORFEITURES PROGRAM	2016	(60,892.70)	60,892.70				0.00
				<u>(42,637.30)</u>	<u>42,637.30</u>	<u>0.00</u>	<u>0.00</u>	
156611	MAUI PROSECUTORS TRAFFIC REC	2015			4,847.80			4,847.80
156611	MAUI PROSECUTORS TRAFFIC REC	2016	4,847.80	(4,847.80)				0.00
				<u>(4,847.80)</u>	<u>4,847.80</u>	<u>0.00</u>	<u>0.00</u>	
156620	E BYRNE/PROS OF DRUG CRIMES	2015			8,541.67			8,541.67
156620	E BYRNE/PROS OF DRUG CRIMES	2016	8,541.67	(125,501.00)	140,075.33			23,116.00
156620	E BYRNE/PROS OF DRUG CRIMES	2017	23,116.00	(23,116.00)				0.00
				<u>(148,617.00)</u>	<u>148,617.00</u>	<u>0.00</u>	<u>0.00</u>	
156622	DOMESTIC VIOLENCE INVESTIGATIO	2015			39,418.51			39,418.51
156622	DOMESTIC VIOLENCE INVESTIGATIO	2016	39,418.51	(51,289.00)	11,870.49			0.00
				<u>(51,289.00)</u>	<u>51,289.00</u>	<u>0.00</u>	<u>0.00</u>	
156623	HIGHWAY SAFETY GRANT	2015			12,441.54			12,441.54
156623	HIGHWAY SAFETY GRANT	2016	12,441.54	(19,082.72)	6,067.32			(573.86)
156623	HIGHWAY SAFETY GRANT	2017	(573.86)		573.86			0.00
				<u>(19,082.72)</u>	<u>19,082.72</u>	<u>0.00</u>	<u>0.00</u>	
156625	JUSTICE REINVEST INITIATIVE	2015		(63,332.00)	53,760.87			(9,571.13)
156625	JUSTICE REINVEST INITIATIVE	2016	(9,571.13)	9,571.13				0.00

County of Maui

Prosecuting Attorney

Grant Revenues & Expenditures Quarterly Report - by Index and Fiscal Year as of 12/31/2017

Index	Index Title	FY	Beginning Fund Balance	Revenue	Expenditures	Transfers In	Transfers Out	Ending Fund Balance
				(53,760.87)	53,760.87	0.00	0.00	
166826	ASSET FORFEITURES PROGRAM	2018		(80,000.00)	17,426.66			(62,573.34)
				(80,000.00)	17,426.66	0.00	0.00	
166835	SPCL NEEDS ADVOCACY PRG	2016		(247,183.00)	307,532.53			60,349.53
166835	SPCL NEEDS ADVOCACY PRG	2017	60,349.53	(63,557.00)	3,207.47			0.00
				(310,740.00)	310,740.00	0.00	0.00	
166836	ASSET FORFEITURES PROGRAM	2016		(20,565.14)	60,945.37			40,380.23
166836	ASSET FORFEITURES PROGRAM	2017	40,380.23	(39,532.77)	38,844.06			39,691.52
166836	ASSET FORFEITURES PROGRAM	2018	39,691.52	(38,150.83)	(1,540.69)			(0.00)
				(98,248.74)	98,248.74	0.00	0.00	
166871	VICTIM/WITNESS ASSISTANCE PRG	2016		(14,594.00)	51,509.34			36,915.34
166871	VICTIM/WITNESS ASSISTANCE PRG	2017	36,915.34	(43,783.00)	6,867.66			(0.00)
				(58,377.00)	58,377.00	0.00	0.00	
166872	CAREER CRIMINAL PROGRAM	2016		(130,262.00)	130,262.00			0.00
				(130,262.00)	130,262.00	0.00	0.00	
166873	DEFENDANT/WITNESS TRIAL PRG	2016		(21,581.21)	90,632.43			69,051.22
166873	DEFENDANT/WITNESS TRIAL PRG	2017	69,051.22	(75,289.31)	41,201.67			34,963.58
166873	DEFENDANT/WITNESS TRIAL PRG	2018	34,963.58	(25,863.78)	16,412.61			25,512.41
				(122,734.30)	148,246.71	0.00	0.00	
166875	HIGHWAY SAFETY/IMPAIRED DRVG	2016			7,629.64			7,629.64
166875	HIGHWAY SAFETY/IMPAIRED DRVG	2017	7,629.64	(13,826.42)	6,196.78			0.00
				(13,826.42)	13,826.42	0.00	0.00	
166876	HIGHWAY SAFETY/TRAFFIC RECORDS	2016			4,507.85			4,507.85
166876	HIGHWAY SAFETY/TRAFFIC RECORDS	2017	4,507.85	(10,445.36)	5,937.51			0.00
				(10,445.36)	10,445.36	0.00	0.00	
166877	SOH GRANT-IN-AID	2016			33,852.08			33,852.08
166877	SOH GRANT-IN-AID	2017	33,852.08		70,146.14			103,998.22
166877	SOH GRANT-IN-AID	2018	103,998.22	(79,304.79)	(24,693.43)			0.00
				(79,304.79)	79,304.79	0.00	0.00	
176835	SPCL NEEDS ADVOCACY PRG	2017		(178,007.00)	303,583.16			125,576.16
176835	SPCL NEEDS ADVOCACY PRG	2018	125,576.16	(133,793.00)	8,216.84			0.00
				(311,800.00)	311,800.00	0.00	0.00	

County of Maui

Prosecuting Attorney

Grant Revenues & Expenditures Quarterly Report - by Index and Fiscal Year as of 12/31/2017

Index	Index Title	FY	Beginning Fund Balance	Revenue	Expenditures	Transfers In	Transfers Out	Ending Fund Balance
176860	SPCL NEEDS ADVOC SUPPLEMENTAL	2017		(6,964.00)	78,767.97			71,803.97
176860	SPCL NEEDS ADVOC SUPPLEMENTAL	2018	71,803.97	(173,661.00)	245,389.50			143,532.47
				<u>(180,625.00)</u>	<u>324,157.47</u>	<u>0.00</u>	<u>0.00</u>	
176871	VICTIM/WITNESS ASSISTANCE PRG	2017		(46,215.00)	59,528.39			13,313.39
176871	VICTIM/WITNESS ASSISTANCE PRG	2018	13,313.39	(15,405.00)	207.23			(1,884.38)
				<u>(61,620.00)</u>	<u>59,735.62</u>	<u>0.00</u>	<u>0.00</u>	
176872	CAREER CRIMINAL PROGRAM	2017		(103,125.00)	137,499.00			34,374.00
176872	CAREER CRIMINAL PROGRAM	2018	34,374.00	(34,374.00)				0.00
				<u>(137,499.00)</u>	<u>137,499.00</u>	<u>0.00</u>	<u>0.00</u>	
176878	DPA 2017 TRAFFIC RECORDS	2017			227.40			227.40
176878	DPA 2017 TRAFFIC RECORDS	2018	227.40	(227.40)	5,799.12			5,799.12
				<u>(227.40)</u>	<u>6,026.52</u>	<u>0.00</u>	<u>0.00</u>	
176879	DOMESTIC VIOLENCE INVESTIGATIO	2017		(52,401.00)	53,382.00			981.00
176879	DOMESTIC VIOLENCE INVESTIGATIO	2018	981.00	(981.00)				0.00
				<u>(53,382.00)</u>	<u>53,382.00</u>	<u>0.00</u>	<u>0.00</u>	
176880	MAUI PROSECUTORS OFFICE	2017			6,923.44			6,923.44
176880	MAUI PROSECUTORS OFFICE	2018	6,923.44	(4,174.23)	11,735.92			14,485.13
				<u>(4,174.23)</u>	<u>18,659.36</u>	<u>0.00</u>	<u>0.00</u>	
186871	VICTIM/WITNESS ASSISTANCE PRG	2018			46,496.31			46,496.31
				<u>0.00</u>	<u>46,496.31</u>	<u>0.00</u>	<u>0.00</u>	
186872	CAREER CRIMINAL PROGRAM	2018		(65,130.00)	65,570.34			440.34
				<u>(65,130.00)</u>	<u>65,570.34</u>	<u>0.00</u>	<u>0.00</u>	
186879	DOMESTIC VIOLENCE INVESTIGATIO	2018		(18,816.00)	37,988.79			19,172.79
				<u>(18,816.00)</u>	<u>37,988.79</u>	<u>0.00</u>	<u>0.00</u>	
196071	VICTIM WITNESS BOOKS	2015	(7,280.00)					(7,280.00)
196071	VICTIM WITNESS BOOKS	2016	(7,280.00)		(7,465.39)			(14,745.39)
196071	VICTIM WITNESS BOOKS	2017	(14,745.39)	14,745.39				0.00
				<u>14,745.39</u>	<u>(7,465.39)</u>	<u>0.00</u>	<u>0.00</u>	
<b>Grand Total</b>				<b>(3,027,970.39)</b>	<b>3,164,238.04</b>	<b>(32,662.33)</b>	<b>0.00</b>	



County of Maui

Grant Revenues & Expenditures Quarterly Report - by Index and Fiscal Year as of 12/31/2017

Finance

Index	Index Title	FY	Beginning Fund Balance	Revenue	Expenditures	Transfers In	Transfers Out	Ending Fund Balance
136407	STATE MOTOR VEHICLE REG FY13	2015	21,181.35	(21,181.35)	0.00	0.00	0.00	0.00
136408	STATE IDENTIFICATION PROGRAM	2015	29,719.03	(29,719.03)	0.00	0.00	0.00	0.00
136415	PERIODIC MTR VEH INSPTN FY13	2015	2,465.24	(2,465.24)	0.00	0.00	0.00	0.00
136423	COMML DRIVER'S LICENSE FY13	2015	10,510.96	(10,510.96)	0.00	0.00	0.00	0.00
146701	COMML DRIVER'S LICENSE FY14	2015	(3,908.93)	(27,450.52)	31,359.45	0.00	0.00	0.00
146702	PERIODIC MTR VEH INSPTN FY14	2015	(32,000.40)	23,388.80	8,611.60	0.00	0.00	(0.00)
146703	STATE IDENTIFICATION PROGRAM	2015	(30,468.71)	27,636.45	2,832.26	0.00	0.00	0.00
146706	STATE MOTOR VEH REGISTRATION	2015	42,698.44	(48,721.44)	6,023.00	0.00	0.00	0.00
156701	COMML DRIVER'S LICENSE FY15	2015		(482,132.07)	482,132.07	0.00	0.00	(0.00)
156702	PERIODIC MTR VEH INSPTN FY15	2015		(432,067.40)	432,067.40	0.00	0.00	(0.00)
156706	STATE MOTOR VEH REGISTRATION	2015		(255,073.47)	255,073.47	0.00	0.00	(0.00)
156707	STATE IDENTIFICATION PROGRAM	2015		(222,471.82)	222,471.82	0.00	0.00	0.00
166725	COMML DRIVER'S LICENSE FY16	2016		(458,147.20)	458,147.20	0.00	0.00	(0.00)
166726	PERIODIC MTR VEH INSPTN FY16	2016		(453,167.35)	453,167.35	0.00	0.00	0.00
166727	STATE IDENTIFICATION PROGRAM	2016		(225,882.58)	225,882.58			0.00
166727	STATE IDENTIFICATION PROGRAM	2017			445.29			445.29
166727	STATE IDENTIFICATION PROGRAM	2018	445.29					445.29

County of Maui

Finance		Grant Revenues & Expenditures Quarterly Report - by Index and Fiscal Year as of 12/31/2017						
Index	Index Title	FY	Beginning Fund Balance	Revenue	Expenditures	Transfers In	Transfers Out	Ending Fund Balance
				(225,882.58)	226,327.87	0.00	0.00	
166728	STATE MOTOR VEH REGISTRATION	2016		(301,233.42)	301,233.42			0.00
				(301,233.42)	301,233.42	0.00	0.00	
176724	STATE DISABILITY & COMM	2018			40.00			40.00
				0.00	40.00	0.00	0.00	
176725	COMML DRIVER'S LICENSE FY17	2017		(505,179.02)	505,179.02			0.00
				(505,179.02)	505,179.02	0.00	0.00	
176726	PERIODIC MTR VEH INSPTN FY17	2017		(444,981.70)	444,981.70			0.00
				(444,981.70)	444,981.70	0.00	0.00	
176727	STATE IDENTIFICATION PROGRAM	2017		(192,786.43)	192,786.43			(0.00)
				(192,786.43)	192,786.43	0.00	0.00	
176728	STATE MOTOR VEH REGISTRATION	2017		(310,067.83)	310,067.83			(0.00)
				(310,067.83)	310,067.83	0.00	0.00	
186734	STATE DISABILITY & COMM	2018			5,604.10			5,604.10
				0.00	5,604.10	0.00	0.00	
186735	COMML DRIVER'S LICENSE FY18	2018		(278,762.93)	278,762.93			0.00
				(278,762.93)	278,762.93	0.00	0.00	
186736	PERIODIC MTR VEH INSPTN FY18	2018		(236,039.17)	236,039.17			(0.00)
				(236,039.17)	236,039.17	0.00	0.00	
186739	STATE IDENTIFICATION PROGRAM	2018		(96,218.42)	96,218.42			0.00
				(96,218.42)	96,218.42	0.00	0.00	
186740	STATE MOTOR VEH REGISTRATION	2018		(150,402.09)	150,402.09			0.00
				(150,402.09)	150,402.09	0.00	0.00	
	<b>Grand Total</b>			<b>(5,133,636.19)</b>	<b>5,099,528.60</b>	<b>0.00</b>	<b>0.00</b>	

County of Maui

Planning		Grant Revenues & Expenditures Quarterly Report - by Index and Fiscal Year as of 12/31/2017						
Index	Index Title	FY	Beginning Fund Balance	Revenue	Expenditures	Transfers In	Transfers Out	Ending Fund Balance
116204	PRIVATE DONATION-PLNNG-HUTAFF	2015	(51.74)					(51.74)
116204	PRIVATE DONATION-PLNNG-HUTAFF	2016	(51.74)		51.74			0.00
				<u>0.00</u>	<u>51.74</u>	<u>0.00</u>	<u>0.00</u>	
146901	COASTAL ZONE MANAGEMENT PRG	2015	124,748.22	(338,696.99)	7,172.00			(206,776.77)
146901	COASTAL ZONE MANAGEMENT PRG	2016	(206,776.77)		206,776.77			0.00
				<u>(338,696.99)</u>	<u>213,948.77</u>	<u>0.00</u>	<u>0.00</u>	
146905	UH SEA GRANT COLLEGE PROGRAM	2015		(65,375.00)	63,018.58			(2,356.42)
146905	UH SEA GRANT COLLEGE PROGRAM	2016	(2,356.42)		2,356.42			0.00
				<u>(65,375.00)</u>	<u>65,375.00</u>	<u>0.00</u>	<u>0.00</u>	
156800	COASTAL ZONE MANAGEMENT FY15	2015			179,312.79			179,312.79
156800	COASTAL ZONE MANAGEMENT FY15	2016	179,312.79	(339,286.41)	159,973.62			0.00
				<u>(339,286.41)</u>	<u>339,286.41</u>	<u>0.00</u>	<u>0.00</u>	
156802	CERTIFIED LOCAL GOVT PRG	2015		(8,677.02)				(8,677.02)
156802	CERTIFIED LOCAL GOVT PRG	2016	(8,677.02)					(8,677.02)
156802	CERTIFIED LOCAL GOVT PRG	2017	(8,677.02)		8,677.02			0.00
				<u>(8,677.02)</u>	<u>8,677.02</u>	<u>0.00</u>	<u>0.00</u>	
166801	COASTAL ZONE MANAGEMENT FY16	2016			194,616.43			194,616.43
166801	COASTAL ZONE MANAGEMENT FY16	2017	194,616.43	(338,948.24)	144,331.81			0.00
				<u>(338,948.24)</u>	<u>338,948.24</u>	<u>0.00</u>	<u>0.00</u>	
176801	COASTAL ZONE MANAGEMENT FY17	2017			218,497.97			218,497.97
176801	COASTAL ZONE MANAGEMENT FY17	2018	218,497.97		9,453.92			227,951.89
				<u>0.00</u>	<u>227,951.89</u>	<u>0.00</u>	<u>0.00</u>	
186801	COASTAL ZONE MANAGEMENT FY18	2018			109,717.62			109,717.62
				<u>0.00</u>	<u>109,717.62</u>	<u>0.00</u>	<u>0.00</u>	
	<b>Grand Total</b>			<b>(1,090,983.66)</b>	<b>1,303,956.69</b>	<b>0.00</b>	<b>0.00</b>	

County of Maui

Grant Revenues & Expenditures Quarterly Report - by Index and Fiscal Year as of 12/31/2017

Police

Index	Index Title	FY	Beginning Fund Balance	Revenue	Expenditures	Transfers In	Transfers Out	Ending Fund Balance
106521	G.R.E.A.T ATC000110	2015	304.39					304.39
106521	G.R.E.A.T ATC000110	2016	304.39		(304.39)			0.00
				0.00	(304.39)	0.00	0.00	
106806	D.A.R.E.(DOE)FY10 MOA DO413#5	2015	479.33					479.33
106806	D.A.R.E.(DOE)FY10 MOA DO413#5	2016	479.33		(479.33)			0.00
				0.00	(479.33)	0.00	0.00	
116333	JUVENILE ACCT INCENTIVE DHS01	2015	658.84					658.84
116333	JUVENILE ACCT INCENTIVE DHS01	2016	658.84		(658.84)			0.00
				0.00	(658.84)	0.00	0.00	
116355	MAUI CHILD PASSENGER SAFTEY	2015	(541.18)					(541.18)
116355	MAUI CHILD PASSENGER SAFTEY	2016	(541.18)		541.18			0.00
				0.00	541.18	0.00	0.00	
116363	COPS HIRING PROGRAM	2015	133,325.64	(230,035.92)	96,710.28			0.00
				(230,035.92)	96,710.28	0.00	0.00	
116500	COPS TECHNOLOGY GRANT USDJUSTC	2015	(462.69)					(462.69)
116500	COPS TECHNOLOGY GRANT USDJUSTC	2016	(462.69)		462.69			0.00
				0.00	462.69	0.00	0.00	
116510	BULLETPROOF VEST GRNT USDJUSTC	2015	(13,085.32)					(13,085.32)
116510	BULLETPROOF VEST GRNT USDJUSTC	2016	(13,085.32)		13,085.32			0.00
				0.00	13,085.32	0.00	0.00	
116705	YOUTH GANG DHS-2000-OYS-8048	2015	194.79					194.79
116705	YOUTH GANG DHS-2000-OYS-8048	2016	194.79		(194.79)			0.00
				0.00	(194.79)	0.00	0.00	
116904	SAFE & DRUG FREE SCHLS #2 DHS	2015	(252.05)					(252.05)
116904	SAFE & DRUG FREE SCHLS #2 DHS	2016	(252.05)		252.05			0.00
				0.00	252.05	0.00	0.00	
126300	LLE BLOCK GRANT 2001-LB-BX1458	2015	132.23					132.23
126300	LLE BLOCK GRANT 2001-LB-BX1458	2016	132.23		(132.23)			0.00
				0.00	(132.23)	0.00	0.00	
126331	MPD ROADBLOCK PROGRAM	2015	322.12					322.12
126331	MPD ROADBLOCK PROGRAM	2016	322.12		(322.12)			0.00
				0.00	(322.12)	0.00	0.00	

County of Maui

Police Grant Revenues & Expenditures Quarterly Report - by Index and Fiscal Year as of 12/31/2017

Index	Index Title	FY	Beginning Fund Balance	Revenue	Expenditures	Transfers In	Transfers Out	Ending Fund Balance
126333	JUV ACT/INC BG DHS-2-OYS-1160A	2015	(7,482.95)					(7,482.95)
126333	JUV ACT/INC BG DHS-2-OYS-1160A	2016	(7,482.95)		7,482.95			0.00
				0.00	7,482.95	0.00	0.00	
126335	JUV ACT/INC BG DHS-2-OYS-1160B	2015	(579.95)					(579.95)
126335	JUV ACT/INC BG DHS-2-OYS-1160B	2016	(579.95)		579.95			0.00
				0.00	579.95	0.00	0.00	
126340	PROHIBITING ALCOHOL SALES TO M	2015	99.31					99.31
126340	PROHIBITING ALCOHOL SALES TO M	2016	99.31					99.31
126340	PROHIBITING ALCOHOL SALES TO M	2017	99.31		(99.31)			0.00
				0.00	(99.31)	0.00	0.00	
126344	MAUI SAFECOMM SPEED	2015	(1,176.53)					(1,176.53)
126344	MAUI SAFECOMM SPEED	2016	(1,176.53)		1,176.53			0.00
				0.00	1,176.53	0.00	0.00	
126355	KEIKI INJURY PRTCTN CLTN	2015	2,383.19					2,383.19
126355	KEIKI INJURY PRTCTN CLTN	2016	2,383.19		(2,383.19)			0.00
				0.00	(2,383.19)	0.00	0.00	
126356	MAUI SEAT BELT ENFORCENMT	2015	11,869.64					11,869.64
126356	MAUI SEAT BELT ENFORCENMT	2016	11,869.64		(11,869.64)			0.00
				0.00	(11,869.64)	0.00	0.00	
126365	FED EQT/SHARING FORFEITURE POL	2015	(863.82)					(863.82)
126365	FED EQT/SHARING FORFEITURE POL	2016	(863.82)					(863.82)
126365	FED EQT/SHARING FORFEITURE POL	2017	(863.82)					(863.82)
126365	FED EQT/SHARING FORFEITURE POL	2018	(863.82)	863.82				0.00
				863.82	0.00	0.00	0.00	
126399	911 EMERGENCY MEDICAL FY02	2015	(1,200.00)					(1,200.00)
126399	911 EMERGENCY MEDICAL FY02	2016	(1,200.00)		1,200.00			0.00
				0.00	1,200.00	0.00	0.00	
126430	CLANDSTINE LAB RSPNSE TM00DB18	2015	275.72					275.72
126430	CLANDSTINE LAB RSPNSE TM00DB18	2016	275.72		(275.72)			0.00
				0.00	(275.72)	0.00	0.00	
126501	COPS IN SCHOOL AWARD	2015	(38,462.46)					(38,462.46)
126501	COPS IN SCHOOL AWARD	2016	(38,462.46)		38,462.46			0.00

County of Maui

Police		Grant Revenues & Expenditures Quarterly Report - by Index and Fiscal Year as of 12/31/2017						
Index	Index Title	FY	Beginning Fund Balance	Revenue	Expenditures	Transfers In	Transfers Out	Ending Fund Balance
				0.00	38,462.46	0.00	0.00	
126505	S/W MARIJUANA ERAD #01-DB-4	2015	829.73					829.73
126505	S/W MARIJUANA ERAD #01-DB-4	2016	829.73		(829.73)			0.00
				0.00	(829.73)	0.00	0.00	
126550	MARIJUANA ERADICATION DEA 2002	2015	(1,034.82)					(1,034.82)
126550	MARIJUANA ERADICATION DEA 2002	2016	(1,034.82)					(1,034.82)
126550	MARIJUANA ERADICATION DEA 2002	2017	(1,034.82)		1,034.82			0.00
				0.00	1,034.82	0.00	0.00	
126901	SW NARCOTICS TASK FORCE 01DB11	2015	6,500.00					6,500.00
126901	SW NARCOTICS TASK FORCE 01DB11	2016	6,500.00		(6,500.00)			0.00
				0.00	(6,500.00)	0.00	0.00	
126903	SAFE/DRUG FREE SCHOOLS #3 DHS	2015	4,291.33					4,291.33
126903	SAFE/DRUG FREE SCHOOLS #3 DHS	2016	4,291.33		(4,291.33)			0.00
				0.00	(4,291.33)	0.00	0.00	
126905	D.A.R.E.PRGRM(DOE) 02 #18475	2015	1,338.75					1,338.75
126905	D.A.R.E.PRGRM(DOE) 02 #18475	2016	1,338.75		(1,338.75)			0.00
				0.00	(1,338.75)	0.00	0.00	
126908	TRAINING GRANTS-SOH VARIOUS	2015	9,815.45		203.00			10,018.45
126908	TRAINING GRANTS-SOH VARIOUS	2016	10,018.45		(1,154.95)			8,863.50
126908	TRAINING GRANTS-SOH VARIOUS	2017	8,863.50					8,863.50
126908	TRAINING GRANTS-SOH VARIOUS	2018	8,863.50					8,863.50
				0.00	(951.95)	0.00	0.00	
136177	VAWA/SEXUAL ASSAULT EXAMINATIO	2015	24,760.31	(27,719.00)	2,958.69			0.00
				(27,719.00)	2,958.69	0.00	0.00	
136301	STATE E911 WIRELESS COMMISSIO	2015	(10,562.57)					(10,562.57)
136301	STATE E911 WIRELESS COMMISSIO	2016	(10,562.57)		2,466.66			(8,095.91)
136301	STATE E911 WIRELESS COMMISSIO	2017	(8,095.91)		(1,179.73)			(9,275.64)
136301	STATE E911 WIRELESS COMMISSIO	2018	(9,275.64)	9,275.64				0.00
				9,275.64	1,286.93	0.00	0.00	
136302	VAWA/DOMESTIC VIOLENCE OUTREAC	2015	240.48	(14,000.00)	16,979.63			3,220.11
136302	VAWA/DOMESTIC VIOLENCE OUTREAC	2016	3,220.11	(24,000.00)	24,573.89			3,794.00
136302	VAWA/DOMESTIC VIOLENCE OUTREAC	2017	3,794.00	(3,794.00)				0.00

County of Maui

Grant Revenues & Expenditures Quarterly Report - by Index and Fiscal Year as of 12/31/2017

Police

Index	Index Title	FY	Beginning Fund Balance	Revenue	Expenditures	Transfers In	Transfers Out	Ending Fund Balance
				(41,794.00)	41,553.52	0.00	0.00	
136303	HIGH INTENSITY DRUG TRAFFICKIN	2015	9,616.40	(46,123.39)	33,506.99			(3,000.00)
136303	HIGH INTENSITY DRUG TRAFFICKIN	2016	(3,000.00)	3,000.00				0.00
				(43,123.39)	33,506.99	0.00	0.00	
136304	JUVENILE ACCT INCENTIVE BLCK	2015	(3,162.20)		3,162.20			0.00
				0.00	3,162.20	0.00	0.00	
136330	DOH-ADAD TOBACCO SALES-MINORS	2015	(1,015.70)					(1,015.70)
136330	DOH-ADAD TOBACCO SALES-MINORS	2016	(1,015.70)		1,015.70			0.00
				0.00	1,015.70	0.00	0.00	
136331	MPD ROADBLOCK PROGRAM	2015	6,926.72	(8,314.20)	1,387.48			0.00
				(8,314.20)	1,387.48	0.00	0.00	
136333	JUV ACT/INCNTV B/G PROJ#P.O.I.	2015	(6,678.32)					(6,678.32)
136333	JUV ACT/INCNTV B/G PROJ#P.O.I.	2016	(6,678.32)		6,678.32			0.00
				0.00	6,678.32	0.00	0.00	
136335	J/ACT/INCNTV/BG PROJ#COMP STRA	2015	(2,226.75)					(2,226.75)
136335	J/ACT/INCNTV/BG PROJ#COMP STRA	2016	(2,226.75)		2,226.75			0.00
				0.00	2,226.75	0.00	0.00	
136344	MAUI SAFE COMM SPEED	2015	(3,110.54)		(414.99)			(3,525.53)
136344	MAUI SAFE COMM SPEED	2016	(3,525.53)		3,525.53			0.00
				0.00	3,110.54	0.00	0.00	
136349	MAUI SPEED ENFORCEMENT	2015	(7,293.90)	8,314.20	(1,020.30)			0.00
				8,314.20	(1,020.30)	0.00	0.00	
136351	MPD DATA RECORDS	2015	6,224.00		(6,224.00)			0.00
				0.00	(6,224.00)	0.00	0.00	
136356	MPD SEATBELT PROGRAM	2015	(32,203.19)					(32,203.19)
136356	MPD SEATBELT PROGRAM	2016	(32,203.19)		32,203.19			0.00
				0.00	32,203.19	0.00	0.00	
136365	FED EQT/SHARING FORFEITURE POL	2015	(134.78)					(134.78)
136365	FED EQT/SHARING FORFEITURE POL	2016	(134.78)					(134.78)
136365	FED EQT/SHARING FORFEITURE POL	2017	(134.78)					(134.78)
136365	FED EQT/SHARING FORFEITURE POL	2018	(134.78)	134.78				0.00
				134.78	0.00	0.00	0.00	

County of Maui

Grant Revenues & Expenditures Quarterly Report - by Index and Fiscal Year as of 12/31/2017

Police

Index	Index Title	FY	Beginning Fund Balance	Revenue	Expenditures	Transfers In	Transfers Out	Ending Fund Balance
136399	911 EMS FY03LOG#98-320 MOD#5	2015	67,631.31					67,631.31
136399	911 EMS FY03LOG#98-320 MOD#5	2016	67,631.31		(67,631.31)			0.00
				0.00	(67,631.31)	0.00	0.00	
136537	DOH PROHIBITING TOBACCO SALES	2015		(1,625.77)	1,625.77			0.00
				(1,625.77)	1,625.77	0.00	0.00	
136902	TRAINING GRANTS FY2013	2015	(3,273.35)					(3,273.35)
136902	TRAINING GRANTS FY2013	2016	(3,273.35)					(3,273.35)
136902	TRAINING GRANTS FY2013	2017	(3,273.35)					(3,273.35)
136902	TRAINING GRANTS FY2013	2018	(3,273.35)					(3,273.35)
				0.00	0.00	0.00	0.00	
136907	HAWAII NARCOTICS TASK FORCE	2015	9,592.03	(26,469.00)	16,876.97			0.00
				(26,469.00)	16,876.97	0.00	0.00	
136910	HI INTRAGENCY MOBLE POLICE 02	2015	(2,506.82)					(2,506.82)
136910	HI INTRAGENCY MOBLE POLICE 02	2016	(2,506.82)					(2,506.82)
136910	HI INTRAGENCY MOBLE POLICE 02	2017	(2,506.82)					(2,506.82)
136910	HI INTRAGENCY MOBLE POLICE 02	2018	(2,506.82)					(2,506.82)
				0.00	0.00	0.00	0.00	
146026	TRAINING GRANTS FY2014	2015	4,197.47	(4,480.40)	66.80			(216.13)
146026	TRAINING GRANTS FY2014	2016	(216.13)					(216.13)
146026	TRAINING GRANTS FY2014	2017	(216.13)					(216.13)
146026	TRAINING GRANTS FY2014	2018	(216.13)					(216.13)
				(4,480.40)	66.80	0.00	0.00	
146030	STATE E911 WIRELESS COMMISSION	2015	103,873.53	(147,604.59)	43,080.84			(650.22)
146030	STATE E911 WIRELESS COMMISSION	2016	(650.22)	712.20	(61.98)			0.00
				(146,892.39)	43,018.86	0.00	0.00	
146031	911 EMERGENCY MEDICAL SVC	2015	38,556.72	(51,881.09)	13,324.37			0.00
				(51,881.09)	13,324.37	0.00	0.00	
146033	MPD TRAFFIC SERVICES	2015	13,090.21	(35,459.71)	22,369.50			0.00
				(35,459.71)	22,369.50	0.00	0.00	
146034	DISTRACTED DRIVING ENFORCEMENT	2015	18,466.10	(27,890.97)	9,424.87			(0.00)
				(27,890.97)	9,424.87	0.00	0.00	
146037	FFY14 MPD SEAT BELT PROGRAM	2015	11,050.82	(26,547.23)	15,496.41			(0.00)



County of Maui

Grant Revenues & Expenditures Quarterly Report - by Index and Fiscal Year as of 12/31/2017

Police

Index	Index Title	FY	Beginning Fund Balance	Revenue	Expenditures	Transfers In	Transfers Out	Ending Fund Balance
				(26,547.23)	15,496.41	0.00	0.00	
146038	FFY14 SPEED ENFORCEMENT	2015	20,825.10	(53,209.42)	32,384.32			0.00
				(53,209.42)	32,384.32	0.00	0.00	
146039	FFY14 MPD TRAFFIC DATA RECORDS	2015	791.60	(1,562.80)	771.20			0.00
				(1,562.80)	771.20	0.00	0.00	
146042	MPD CHILD RESTRAINT PROJECT	2015	5,915.55	(13,862.77)	8,031.72			84.50
146042	MPD CHILD RESTRAINT PROJECT	2016	84.50		(84.50)			0.00
				(13,862.77)	7,947.22	0.00	0.00	
146044	MPD ROADBLOCK PROGRAM	2015	50,656.39	(104,210.37)	53,553.98			0.00
				(104,210.37)	53,553.98	0.00	0.00	
146045	VIOLENCE AGAINST WOMEN ACT	2015	3,552.68	(6,000.00)	17,813.43			15,366.11
146045	VIOLENCE AGAINST WOMEN ACT	2016	15,366.11	(25,000.00)	10,750.15			1,116.26
146045	VIOLENCE AGAINST WOMEN ACT	2017	1,116.26	(10,000.00)	8,883.74			0.00
				(41,000.00)	37,447.32	0.00	0.00	
146046	JUVENILE ACCT INCENTIVE BLCK	2015	11,230.31	(43,259.99)	39,881.13			7,851.45
146046	JUVENILE ACCT INCENTIVE BLCK	2016	7,851.45	(8,136.30)	284.85			0.00
				(51,396.29)	40,165.98	0.00	0.00	
146047	SW MARIJUANA ERADICATION	2015	320.96	(3,000.00)	4,335.91			1,656.87
146047	SW MARIJUANA ERADICATION	2016	1,656.87	(43,727.00)	42,070.13			(0.00)
				(46,727.00)	46,406.04	0.00	0.00	
146051	DOMESTIC CANNABIS DEA	2015	(86,815.84)	33,347.54	53,468.30			0.00
				33,347.54	53,468.30	0.00	0.00	
146053	E BYRNE/EPIC AWARENESS	2015		(13,000.00)	14,430.61			1,430.61
146053	E BYRNE/EPIC AWARENESS	2016	1,430.61	(90,944.08)	89,513.47			(0.00)
				(103,944.08)	103,944.08	0.00	0.00	
146365	POLICE FORFEITURES	2015	(9,175.25)					(9,175.25)
146365	POLICE FORFEITURES	2016	(9,175.25)					(9,175.25)
146365	POLICE FORFEITURES	2017	(9,175.25)					(9,175.25)
146365	POLICE FORFEITURES	2018	(9,175.25)		(45,460.45)			(54,635.70)
				0.00	(45,460.45)	0.00	0.00	
146400	911 EMS DOH 04 LOG#04-337	2015	22,572.34					22,572.34
146400	911 EMS DOH 04 LOG#04-337	2016	22,572.34		(22,572.34)			0.00

County of Maui

Police		Grant Revenues & Expenditures Quarterly Report - by Index and Fiscal Year as of 12/31/2017						
Index	Index Title	FY	Beginning Fund Balance	Revenue	Expenditures	Transfers In	Transfers Out	Ending Fund Balance
				0.00	(22,572.34)	0.00	0.00	
146502	ANALYTICAL EQUIP & INFO MGT SY	2015	4,813.63					4,813.63
146502	ANALYTICAL EQUIP & INFO MGT SY	2016	4,813.63		(4,813.63)			0.00
				0.00	(4,813.63)	0.00	0.00	
146550	MARIJUANA ERADCTN DEA 2003-51	2015	(6,254.17)					(6,254.17)
146550	MARIJUANA ERADCTN DEA 2003-51	2016	(6,254.17)		322.43			(5,931.74)
146550	MARIJUANA ERADCTN DEA 2003-51	2017	(5,931.74)		5,931.74			0.00
				0.00	6,254.17	0.00	0.00	
146553	DOMESTIC CANNABIS DEA 2004-53	2015	(13,771.67)					(13,771.67)
146553	DOMESTIC CANNABIS DEA 2004-53	2016	(13,771.67)	12,939.15	832.52			0.00
				12,939.15	832.52	0.00	0.00	
156024	TRAINING GRANTS FY2015	2015		(1,921.87)	12,185.39			10,263.52
156024	TRAINING GRANTS FY2015	2016	10,263.52		(4,184.58)			6,078.94
156024	TRAINING GRANTS FY2015	2017	6,078.94					6,078.94
156024	TRAINING GRANTS FY2015	2018	6,078.94		6.00			6,084.94
				(1,921.87)	8,006.81	0.00	0.00	
156030	STATE E911 WIRELESS COMMISSION	2015		(602,095.99)	1,127,334.49			525,238.50
156030	STATE E911 WIRELESS COMMISSION	2016	525,238.50	(498,495.20)	283.19			27,026.49
156030	STATE E911 WIRELESS COMMISSION	2017	27,026.49					27,026.49
156030	STATE E911 WIRELESS COMMISSION	2018	27,026.49					27,026.49
				(1,100,591.19)	1,127,617.68	0.00	0.00	
156031	911 EMERGENCY MEDICAL SVC	2015		(250,180.18)	326,103.09			75,922.91
156031	911 EMERGENCY MEDICAL SVC	2016	75,922.91	(91,007.41)	15,084.50			0.00
				(341,187.59)	341,187.59	0.00	0.00	
156033	MPD TRAFFIC SERVICES	2015			33,897.68			33,897.68
156033	MPD TRAFFIC SERVICES	2016	33,897.68	(37,104.52)	3,206.84			0.00
				(37,104.52)	37,104.52	0.00	0.00	
156035	PROHIBIT TOBACCO SALES TO M	2016		(8,921.91)	10,676.39			1,754.48
156035	PROHIBIT TOBACCO SALES TO M	2017	1,754.48	(1,754.48)				0.00
				(10,676.39)	10,676.39	0.00	0.00	
156037	FFY15 MPD SEAT BELT PROGRAM	2015		(17,984.56)	29,143.32			11,158.76
156037	FFY15 MPD SEAT BELT PROGRAM	2016	11,158.76	(23,931.08)	12,772.32			0.00

County of Maui

Grant Revenues & Expenditures Quarterly Report - by Index and Fiscal Year as of 12/31/2017

Police

Index	Index Title	FY	Beginning Fund Balance	Revenue	Expenditures	Transfers In	Transfers Out	Ending Fund Balance
				(41,915.64)	41,915.64	0.00	0.00	
156038	FFY15 SPEED ENFORCEMENT	2015		(4,085.65)	28,065.89			23,980.24
156038	FFY15 SPEED ENFORCEMENT	2016	23,980.24	(43,009.95)	19,029.71			0.00
				(47,095.60)	47,095.60	0.00	0.00	
156039	FFY15 MPD TRAFFIC DATA RECORDS	2015		(6,002.78)	16,714.91			10,712.13
156039	FFY15 MPD TRAFFIC DATA RECORDS	2016	10,712.13	(29,412.38)	18,700.25			0.00
				(35,415.16)	35,415.16	0.00	0.00	
156040	DISTRACTED DRIVING ENFORCEMENT	2015		(91.50)	91.50			0.00
156040	DISTRACTED DRIVING ENFORCEMENT	2016		(2,049.41)	2,049.41			0.00
				(2,140.91)	2,140.91	0.00	0.00	
156044	MPD ROADBLOCK PROGRAM	2015		(54,578.20)	135,106.29			80,528.09
156044	MPD ROADBLOCK PROGRAM	2016	80,528.09	(203,039.80)	122,511.71			0.00
				(257,618.00)	257,618.00	0.00	0.00	
156046	KALO PROGRAM	2015		(66,037.64)	88,874.28			22,836.64
156046	KALO PROGRAM	2016	22,836.64	(22,962.36)	125.72			(0.00)
				(89,000.00)	89,000.00	0.00	0.00	
156051	DOMESTIC CANNABIS DEA	2015		(90,000.00)	1,637.82			(88,362.18)
156051	DOMESTIC CANNABIS DEA	2016	(88,362.18)		88,362.18			0.00
				(90,000.00)	90,000.00	0.00	0.00	
156053	HAWAII NARCOTICS TASK FORCE	2015		(11,000.00)	16,389.96			5,389.96
156053	HAWAII NARCOTICS TASK FORCE	2016	5,389.96	(19,510.00)	14,120.04			(0.00)
				(30,510.00)	30,510.00	0.00	0.00	
156054	HIGH INTENSITY DRUG TRAFFICKIN	2015		(32,277.00)	65,295.78			33,018.78
156054	HIGH INTENSITY DRUG TRAFFICKIN	2016	33,018.78	(164,110.00)	131,091.22			(0.00)
				(196,387.00)	196,387.00	0.00	0.00	
156056	MPD CHILD RESTRAINT PROJ	2015		(5,511.83)	12,236.72			6,724.89
156056	MPD CHILD RESTRAINT PROJ	2016	6,724.89	(14,899.11)	8,174.22			0.00
				(20,410.94)	20,410.94	0.00	0.00	
156058	JUVENILE ACCT INCENTIVE BLCK	2015			4,492.24			4,492.24
156058	JUVENILE ACCT INCENTIVE BLCK	2016	4,492.24	(60,248.67)	70,770.76			15,014.33
156058	JUVENILE ACCT INCENTIVE BLCK	2017	15,014.33	(15,014.33)				0.00
				(75,263.00)	75,263.00	0.00	0.00	

County of Maui

Police		Grant Revenues & Expenditures Quarterly Report - by Index and Fiscal Year as of 12/31/2017						
Index	Index Title	FY	Beginning Fund Balance	Revenue	Expenditures	Transfers In	Transfers Out	Ending Fund Balance
156333	JUV/ACT/BG POI DHS-05-OYS-2153	2015	(4,956.25)					(4,956.25)
156333	JUV/ACT/BG POI DHS-05-OYS-2153	2016	(4,956.25)		4,956.25			0.00
				0.00	4,956.25	0.00	0.00	
156522	G.R.E.A.T. ATF 2004-JV-FX-0133	2015	(109.70)					(109.70)
156522	G.R.E.A.T. ATF 2004-JV-FX-0133	2016	(109.70)		109.70			0.00
				0.00	109.70	0.00	0.00	
156553	DOMESTIC CANNABIS DEA 2005-60	2015	(3,882.55)					(3,882.55)
156553	DOMESTIC CANNABIS DEA 2005-60	2016	(3,882.55)		3,882.55			0.00
				0.00	3,882.55	0.00	0.00	
156910	HI INTERAGNCY MOBILE POLICE03	2015	(4,278.78)					(4,278.78)
156910	HI INTERAGNCY MOBILE POLICE03	2016	(4,278.78)					(4,278.78)
156910	HI INTERAGNCY MOBILE POLICE03	2017	(4,278.78)					(4,278.78)
156910	HI INTERAGNCY MOBILE POLICE03	2018	(4,278.78)					(4,278.78)
				0.00	0.00	0.00	0.00	
166365	FEDERAL POLICE FORFEITURES	2015	(1,621.35)					(1,621.35)
166365	FEDERAL POLICE FORFEITURES	2016	(1,621.35)					(1,621.35)
166365	FEDERAL POLICE FORFEITURES	2017	(1,621.35)					(1,621.35)
166365	FEDERAL POLICE FORFEITURES	2018	(1,621.35)	1,621.35				0.00
				1,621.35	0.00	0.00	0.00	
166508	SW MARIJUANA ERADCTN TASK FRCE	2015	(23,893.00)					(23,893.00)
166508	SW MARIJUANA ERADCTN TASK FRCE	2016	(23,893.00)		23,893.00			0.00
				0.00	23,893.00	0.00	0.00	
166509	POLICE AGAINST STREET SALES06	2015	(422.68)					(422.68)
166509	POLICE AGAINST STREET SALES06	2016	(422.68)					(422.68)
166509	POLICE AGAINST STREET SALES06	2017	(422.68)					(422.68)
166509	POLICE AGAINST STREET SALES06	2018	(422.68)					(422.68)
				0.00	0.00	0.00	0.00	
166829	HC&S COMMUNITY INITIATIVE	2017		(3,000.00)				(3,000.00)
166829	HC&S COMMUNITY INITIATIVE	2018	(3,000.00)					(3,000.00)
				(3,000.00)	0.00	0.00	0.00	
166830	STATE E911 WIRELESS COMMISSION	2016		(666,988.34)	782,335.46			115,347.12
166830	STATE E911 WIRELESS COMMISSION	2017	115,347.12	(73,342.54)	36,558.02			78,562.60
166830	STATE E911 WIRELESS COMMISSION	2018	78,562.60	(78,562.60)				0.00

County of Maui

Grant Revenues & Expenditures Quarterly Report - by Index and Fiscal Year as of 12/31/2017

Police

Index	Index Title	FY	Beginning Fund Balance	Revenue	Expenditures	Transfers In	Transfers Out	Ending Fund Balance
				<u>(818,893.48)</u>	<u>818,893.48</u>	<u>0.00</u>	<u>0.00</u>	
166831	TRAINING GRANTS FY2016	2016			22,561.37			22,561.37
166831	TRAINING GRANTS FY2016	2017	22,561.37	(1,208.70)	(4,005.75)			17,346.92
166831	TRAINING GRANTS FY2016	2018	17,346.92	(1,295.00)	23,299.07			39,350.99
				<u>(2,503.70)</u>	<u>41,854.69</u>	<u>0.00</u>	<u>0.00</u>	
166832	911 EMS DISPATCH COMMUNICATION	2016		(308,018.02)	354,514.44			46,496.42
166832	911 EMS DISPATCH COMMUNICATION	2017	46,496.42	(61,671.72)	15,175.30			(0.00)
				<u>(369,689.74)</u>	<u>369,689.74</u>	<u>0.00</u>	<u>0.00</u>	
166833	DOMESTIC VIOLENCE:STRANGULATIO	2016		(13,000.00)	18,896.22			5,896.22
166833	DOMESTIC VIOLENCE:STRANGULATIO	2017	5,896.22	(33,000.00)	29,507.38			2,403.60
166833	DOMESTIC VIOLENCE:STRANGULATIO	2018	2,403.60	(25,000.00)	43,130.12			20,533.72
				<u>(71,000.00)</u>	<u>91,533.72</u>	<u>0.00</u>	<u>0.00</u>	
166834	KALO PROGRAM	2016		(78,721.79)	88,562.40			9,840.61
166834	KALO PROGRAM	2017	9,840.61	(10,278.21)	437.60			0.00
				<u>(89,000.00)</u>	<u>89,000.00</u>	<u>0.00</u>	<u>0.00</u>	
166837	MPD TRAFFIC SERVICES	2016		(2,509.93)	40,278.48			37,768.55
166837	MPD TRAFFIC SERVICES	2017	37,768.55	(37,768.55)				0.00
				<u>(40,278.48)</u>	<u>40,278.48</u>	<u>0.00</u>	<u>0.00</u>	
166838	MPD TRAFFIC DATA RECORDS	2016		(11,724.31)	209,736.68			198,012.37
166838	MPD TRAFFIC DATA RECORDS	2017	198,012.37	(205,619.75)	7,607.38			(0.00)
				<u>(217,344.06)</u>	<u>217,344.06</u>	<u>0.00</u>	<u>0.00</u>	
166839	MPD SPEED ENFORCEMENT	2016		(11,831.47)	76,959.37			65,127.90
166839	MPD SPEED ENFORCEMENT	2017	65,127.90	(100,132.65)	35,004.75			0.00
				<u>(111,964.12)</u>	<u>111,964.12</u>	<u>0.00</u>	<u>0.00</u>	
166840	MPD ROADBLOCK PROGRAM	2016		(68,928.00)	206,644.20			137,716.20
166840	MPD ROADBLOCK PROGRAM	2017	137,716.20	(285,492.30)	147,776.10			0.00
				<u>(354,420.30)</u>	<u>354,420.30</u>	<u>0.00</u>	<u>0.00</u>	
166841	DISTRACTED DRIVING ENFORCEMENT	2016		(550.41)	43,866.64			43,316.23
166841	DISTRACTED DRIVING ENFORCEMENT	2017	43,316.23	(46,055.86)	2,739.63			0.00
				<u>(46,606.27)</u>	<u>46,606.27</u>	<u>0.00</u>	<u>0.00</u>	
166842	HAWAII NARCOTICS TASK FORCE	2016		(22,848.00)	22,848.00			0.00
				<u>(22,848.00)</u>	<u>22,848.00</u>	<u>0.00</u>	<u>0.00</u>	

County of Maui

Grant Revenues & Expenditures Quarterly Report - by Index and Fiscal Year as of 12/31/2017

Police

Index	Index Title	FY	Beginning Fund Balance	Revenue	Expenditures	Transfers In	Transfers Out	Ending Fund Balance
166843	MPD SEAT BELT PROGRAM	2016		(2,758.02)	25,872.25			23,114.23
166843	MPD SEAT BELT PROGRAM	2017	23,114.23	(34,571.55)	11,457.32			0.00
				<u>(37,329.57)</u>	<u>37,329.57</u>	<u>0.00</u>	<u>0.00</u>	
166844	HIGH INTENSITY DRUG TRAFFICKIN	2016		(137,822.84)	152,326.62			14,503.78
166844	HIGH INTENSITY DRUG TRAFFICKIN	2017	14,503.78	(45,372.16)	30,868.38			(0.00)
				<u>(183,195.00)</u>	<u>183,195.00</u>	<u>0.00</u>	<u>0.00</u>	
166845	MPD CHILD RESTRAINT PRG	2016		(3,126.80)	13,348.20			10,221.40
166845	MPD CHILD RESTRAINT PRG	2017	10,221.40	(20,545.26)	10,323.86			0.00
				<u>(23,672.06)</u>	<u>23,672.06</u>	<u>0.00</u>	<u>0.00</u>	
166846	E BYRNE MEMORIAL JAG	2017			78,309.00			78,309.00
166846	E BYRNE MEMORIAL JAG	2018	78,309.00	(78,309.00)				0.00
				<u>(78,309.00)</u>	<u>78,309.00</u>	<u>0.00</u>	<u>0.00</u>	
166847	HAWAII NARCOTICS TASK FORCE	2016			5,232.48			5,232.48
166847	HAWAII NARCOTICS TASK FORCE	2017	5,232.48	(30,216.68)	24,984.20			0.00
				<u>(30,216.68)</u>	<u>30,216.68</u>	<u>0.00</u>	<u>0.00</u>	
166848	SW MARIJUANA ERADICATION	2016			11,264.04			11,264.04
166848	SW MARIJUANA ERADICATION	2017	11,264.04	(45,641.88)	34,377.84			0.00
				<u>(45,641.88)</u>	<u>45,641.88</u>	<u>0.00</u>	<u>0.00</u>	
166849	BODY WORN CAMERA IMPL PRJ	2017			101,982.22			101,982.22
166849	BODY WORN CAMERA IMPL PRJ	2018	101,982.22	(101,000.00)	3,158.41			4,140.63
				<u>(101,000.00)</u>	<u>105,140.63</u>	<u>0.00</u>	<u>0.00</u>	
166855	SEX ASSAULT	2016			504.12			504.12
166855	SEX ASSAULT	2017	504.12	(16,000.00)	30,484.10			14,988.22
166855	SEX ASSAULT	2018	14,988.22	(33,382.00)	22,393.78			4,000.00
				<u>(49,382.00)</u>	<u>53,382.00</u>	<u>0.00</u>	<u>0.00</u>	
166856	DRUG ENFORCEMENT AGENCY	2016		(72,000.00)	9,054.50			(62,945.50)
166856	DRUG ENFORCEMENT AGENCY	2017	(62,945.50)		62,945.50			0.00
				<u>(72,000.00)</u>	<u>72,000.00</u>	<u>0.00</u>	<u>0.00</u>	
166857	POSITIVE OUTREACH INTERVENTION	2016			10,647.68			10,647.68
166857	POSITIVE OUTREACH INTERVENTION	2017	10,647.68	(68,112.06)	74,615.32			17,150.94
166857	POSITIVE OUTREACH INTERVENTION	2018	17,150.94	(17,150.94)				0.00
				<u>(85,263.00)</u>	<u>85,263.00</u>	<u>0.00</u>	<u>0.00</u>	

County of Maui

Grant Revenues & Expenditures Quarterly Report - by Index and Fiscal Year as of 12/31/2017

Police

Index	Index Title	FY	Beginning Fund Balance	Revenue	Expenditures	Transfers In	Transfers Out	Ending Fund Balance
166858	PC FORENSIC SCIENCES IMPRV ACT	2017		(7,410.00)	7,410.00			0.00
				<u>(7,410.00)</u>	<u>7,410.00</u>	<u>0.00</u>	<u>0.00</u>	
176360	SW JUVENILE JUSTICE INFM/SYSTEM	2015	(15,964.00)					(15,964.00)
176360	SW JUVENILE JUSTICE INFM/SYSTEM	2016	(15,964.00)		15,964.00			0.00
				<u>0.00</u>	<u>15,964.00</u>	<u>0.00</u>	<u>0.00</u>	
176832	911 EMS DISPATCH COMMUNICATION	2017		(321,314.15)	358,620.34			37,306.19
176832	911 EMS DISPATCH COMMUNICATION	2018	37,306.19	(55,551.68)	18,245.49			0.00
				<u>(376,865.83)</u>	<u>376,865.83</u>	<u>0.00</u>	<u>0.00</u>	
176834	KALO PROGRAM	2017		(79,341.72)	81,473.27			2,131.55
176834	KALO PROGRAM	2018	2,131.55	(9,658.28)	122.47			(7,404.26)
				<u>(89,000.00)</u>	<u>81,595.74</u>	<u>0.00</u>	<u>0.00</u>	
176837	MPD TRAFFIC SERVICES	2017			34,268.84			34,268.84
176837	MPD TRAFFIC SERVICES	2018	34,268.84	(48,943.29)	33,194.43			18,519.98
				<u>(48,943.29)</u>	<u>67,463.27</u>	<u>0.00</u>	<u>0.00</u>	
176838	MPD TRAFFIC DATA RECORDS	2017		(750.80)	18,353.13			17,602.33
176838	MPD TRAFFIC DATA RECORDS	2018	17,602.33	(13,767.40)	63,788.44			67,623.37
				<u>(14,518.20)</u>	<u>82,141.57</u>	<u>0.00</u>	<u>0.00</u>	
176839	MPD SPEED ENFORCEMENT	2017		(30,312.52)	92,626.14			62,313.62
176839	MPD SPEED ENFORCEMENT	2018	62,313.62	(62,313.62)	47,289.91			47,289.91
				<u>(92,626.14)</u>	<u>139,916.05</u>	<u>0.00</u>	<u>0.00</u>	
176840	MPD ROADBLOCK PROGRAM	2017		(44,608.30)	169,037.87			124,429.57
176840	MPD ROADBLOCK PROGRAM	2018	124,429.57	(121,280.87)	84,577.54			87,726.24
				<u>(165,889.17)</u>	<u>253,615.41</u>	<u>0.00</u>	<u>0.00</u>	
176841	DISTRACTED DRIVING ENFORCEMENT	2017		(3,998.86)	21,601.38			17,602.52
176841	DISTRACTED DRIVING ENFORCEMENT	2018	17,602.52	(17,602.52)	6,405.00			6,405.00
				<u>(21,601.38)</u>	<u>28,006.38</u>	<u>0.00</u>	<u>0.00</u>	
176842	HAWAII NARCOTICS TASK FORCE	2017			8,938.72			8,938.72
176842	HAWAII NARCOTICS TASK FORCE	2018	8,938.72	(16,000.00)	7,888.35			827.07
				<u>(16,000.00)</u>	<u>16,827.07</u>	<u>0.00</u>	<u>0.00</u>	
176843	MPD SEAT BELT PROGRAM	2017		(2,359.38)	31,914.32			29,554.94
176843	MPD SEAT BELT PROGRAM	2018	29,554.94	(29,554.94)	2,725.04			2,725.04
				<u>(31,914.32)</u>	<u>34,639.36</u>	<u>0.00</u>	<u>0.00</u>	

County of Maui

Grant Revenues & Expenditures Quarterly Report - by Index and Fiscal Year as of 12/31/2017

Police

Index	Index Title	FY	Beginning Fund Balance	Revenue	Expenditures	Transfers In	Transfers Out	Ending Fund Balance
176844	HIGH INTENSITY DRUG TRAFFICKIN	2017		(80,219.94)	112,520.37			32,300.43
176844	HIGH INTENSITY DRUG TRAFFICKIN	2018	32,300.43	(46,067.74)	10,365.89			(3,401.42)
				<u>(126,287.68)</u>	<u>122,886.26</u>	<u>0.00</u>	<u>0.00</u>	
176845	MPD CHILD RESTRAINT PRG	2017		(809.60)	15,584.53			14,774.93
176845	MPD CHILD RESTRAINT PRG	2018	14,774.93	(13,600.33)	8,110.64			9,285.24
				<u>(14,409.93)</u>	<u>23,695.17</u>	<u>0.00</u>	<u>0.00</u>	
176846	STATE E911 WIRELESS COMMISSION	2017		(737,601.42)	1,228,691.56			491,090.14
176846	STATE E911 WIRELESS COMMISSION	2018	491,090.14	(485,190.98)	(5,899.16)			0.00
				<u>(1,222,792.40)</u>	<u>1,222,792.40</u>	<u>0.00</u>	<u>0.00</u>	
176848	SW MARIJUANA ERADICATION	2017			1,079.61			1,079.61
176848	SW MARIJUANA ERADICATION	2018	1,079.61	(29,000.00)	30,804.04			2,883.65
				<u>(29,000.00)</u>	<u>31,883.65</u>	<u>0.00</u>	<u>0.00</u>	
176852	PROHIBIT TOBACCO SALES TO M	2017		(5,654.48)	5,654.48			0.00
				<u>(5,654.48)</u>	<u>5,654.48</u>	<u>0.00</u>	<u>0.00</u>	
176854	FY16 JAG PROGRAM	2018		0.00	2,526.37			2,526.37
					<u>2,526.37</u>	<u>0.00</u>	<u>0.00</u>	
176856	DRUG ENFORCEMENT AGENCY	2017		(45,000.00)				(45,000.00)
176856	DRUG ENFORCEMENT AGENCY	2018	(45,000.00)		45,000.00			0.00
				<u>(45,000.00)</u>	<u>45,000.00</u>	<u>0.00</u>	<u>0.00</u>	
176857	POSITIVE OUTREACH INTERVENTION	2017			1,218.20			1,218.20
176857	POSITIVE OUTREACH INTERVENTION	2018	1,218.20		42,843.69			44,061.89
				<u>0.00</u>	<u>44,061.89</u>	<u>0.00</u>	<u>0.00</u>	
186436	DOMESTIC VIOLNC VCTMLSS 02WF17	2015	(20,358.79)					(20,358.79)
186436	DOMESTIC VIOLNC VCTMLSS 02WF17	2016	(20,358.79)		20,358.79			0.00
				<u>0.00</u>	<u>20,358.79</u>	<u>0.00</u>	<u>0.00</u>	
186832	911 EMS DISPATCH COMMUNICATION	2018		(138,760.85)	199,170.82			60,409.97
				<u>(138,760.85)</u>	<u>199,170.82</u>	<u>0.00</u>	<u>0.00</u>	
186834	KALO PROGRAM	2018		(17,857.97)	21,180.73			3,322.76
				<u>(17,857.97)</u>	<u>21,180.73</u>	<u>0.00</u>	<u>0.00</u>	
186835	HO'OHULI PROGRAM	2018		(25,445.85)	25,445.85			0.00
				<u>(25,445.85)</u>	<u>25,445.85</u>	<u>0.00</u>	<u>0.00</u>	
186838	MPD TRAFFIC DATA RECORDS	2018			371.20			371.20



County of Maui

Police		Grant Revenues & Expenditures Quarterly Report - by Index and Fiscal Year as of 12/31/2017						
Index	Index Title	FY	Beginning Fund Balance	Revenue	Expenditures	Transfers In	Transfers Out	Ending Fund Balance
				0.00	371.20	0.00	0.00	
186844	HIGH INTENSITY DRUG TRAFFIC'G	2018			60,623.49			60,623.49
				0.00	60,623.49	0.00	0.00	
186845	MPD CHILD RESTRAINT PRG	2018			790.00			790.00
				0.00	790.00	0.00	0.00	
186846	STATE E911 WIRELESS COMMISSION	2018		(297,928.22)	663,194.34			365,266.12
				(297,928.22)	663,194.34	0.00	0.00	
196355	MPD CHILD RESTRANT PRG FY09	2015	95.00					95.00
196355	MPD CHILD RESTRANT PRG FY09	2016	95.00		(95.00)			0.00
				0.00	(95.00)	0.00	0.00	
196362	STATE FORFEITURE	2015	(888.08)					(888.08)
196362	STATE FORFEITURE	2016	(888.08)					(888.08)
196362	STATE FORFEITURE	2017	(888.08)					(888.08)
196362	STATE FORFEITURE	2018	(888.08)					(888.08)
				0.00	0.00	0.00	0.00	
196364	FED. TRY POLICE FORFEITURES	2015	(525.03)					(525.03)
196364	FED. TRY POLICE FORFEITURES	2016	(525.03)					(525.03)
196364	FED. TRY POLICE FORFEITURES	2017	(525.03)					(525.03)
196364	FED. TRY POLICE FORFEITURES	2018	(525.03)	525.03				0.00
				525.03	0.00	0.00	0.00	
196365	FEDERAL JUSTICE FORFEITURE	2015	(33,051.04)	(25,000.00)	34,215.96			(23,835.08)
196365	FEDERAL JUSTICE FORFEITURE	2016	(23,835.08)	5,257.15	(469.54)			(19,047.47)
196365	FEDERAL JUSTICE FORFEITURE	2017	(19,047.47)	(282,236.67)	238,866.60			(62,417.54)
196365	FEDERAL JUSTICE FORFEITURE	2018	(62,417.54)	(80,507.39)	112,482.61			(30,442.32)
				(382,486.91)	385,095.63	0.00	0.00	
196901	SW NARCOTICS TASK FORCE 98DB6	2015	(509.30)					(509.30)
196901	SW NARCOTICS TASK FORCE 98DB6	2016	(509.30)		509.30			0.00
				0.00	509.30	0.00	0.00	
196905	WAILEA SPEED ENFORCEMENT	2015	(3,995.64)					(3,995.64)
196905	WAILEA SPEED ENFORCEMENT	2016	(3,995.64)		3,995.64			0.00
				0.00	3,995.64	0.00	0.00	
<b>Grand Total</b>				<b>(9,422,312.06)</b>	<b>9,962,462.98</b>	<b>0.00</b>	<b>0.00</b>	

County of Maui

Fire and Public Safety

Grant Revenues & Expenditures Quarterly Report - by Index and Fiscal Year as of 12/31/2017

Index	Index Title	FY	Beginning Fund Balance	Revenue	Expenditures	Transfers In	Transfers Out	Ending Fund Balance
106033	VOLUNTEER FIRE ASSTNCE DLNR10	2015	(180.05)					(180.05)
106033	VOLUNTEER FIRE ASSTNCE DLNR10	2016	(180.05)					(180.05)
106033	VOLUNTEER FIRE ASSTNCE DLNR10	2017	(180.05)		180.05			0.00
				<u>0.00</u>	<u>180.05</u>	<u>0.00</u>	<u>0.00</u>	
106047	EMS (FIRE)TRAINING (PVT)IAAI	2015	(1,275.81)					(1,275.81)
106047	EMS (FIRE)TRAINING (PVT)IAAI	2016	(1,275.81)					(1,275.81)
106047	EMS (FIRE)TRAINING (PVT)IAAI	2017	(1,275.81)		1,288.15			12.34
106047	EMS (FIRE)TRAINING (PVT)IAAI	2018	12.34					12.34
				<u>0.00</u>	<u>1,288.15</u>	<u>0.00</u>	<u>0.00</u>	
106049	FIRE/LEPC (DOH) HMEP	2015	(28,662.95)	(17,970.73)	6,958.03			(39,675.65)
106049	FIRE/LEPC (DOH) HMEP	2016	(39,675.65)	(13,522.72)	12,389.68			(40,808.69)
106049	FIRE/LEPC (DOH) HMEP	2017	(40,808.69)	(13,610.32)	7,797.36			(46,621.65)
106049	FIRE/LEPC (DOH) HMEP	2018	(46,621.65)	(12,817.73)	9,151.29			(50,288.09)
				<u>(57,921.50)</u>	<u>36,296.36</u>	<u>0.00</u>	<u>0.00</u>	
116033	VOLUNTEER FIRE ASSTNCE DLNR11	2015	(1,432.15)					(1,432.15)
116033	VOLUNTEER FIRE ASSTNCE DLNR11	2016	(1,432.15)					(1,432.15)
116033	VOLUNTEER FIRE ASSTNCE DLNR11	2017	(1,432.15)		1,432.15			0.00
				<u>0.00</u>	<u>1,432.15</u>	<u>0.00</u>	<u>0.00</u>	
116046	MFD EQUIPMENT PURCHASE EMO1-04	2015	(163.16)					(163.16)
116046	MFD EQUIPMENT PURCHASE EMO1-04	2016	(163.16)					(163.16)
116046	MFD EQUIPMENT PURCHASE EMO1-04	2017	(163.16)		163.16			0.00
				<u>0.00</u>	<u>163.16</u>	<u>0.00</u>	<u>0.00</u>	
116047	PRIVATE DONATIONS-FIRE DEPT	2015	(19,800.48)	(400.00)				(20,200.48)
116047	PRIVATE DONATIONS-FIRE DEPT	2016	(20,200.48)					(20,200.48)
116047	PRIVATE DONATIONS-FIRE DEPT	2017	(20,200.48)	14,800.00				(5,400.48)
116047	PRIVATE DONATIONS-FIRE DEPT	2018	(5,400.48)					(5,400.48)
				<u>14,400.00</u>	<u>0.00</u>	<u>0.00</u>	<u>0.00</u>	
116090	HAZARDOUS MATRLS(HMEP) GRNT11	2015	2,831.60					2,831.60
116090	HAZARDOUS MATRLS(HMEP) GRNT11	2016	2,831.60					2,831.60
116090	HAZARDOUS MATRLS(HMEP) GRNT11	2017	2,831.60		(2,831.60)			0.00
				<u>0.00</u>	<u>(2,831.60)</u>	<u>0.00</u>	<u>0.00</u>	
126090	HMEP HAZARDOUS MATERIALS EM	2015	.60	(.60)				0.00
				<u>(0.60)</u>	<u>0.00</u>	<u>0.00</u>	<u>0.00</u>	

County of Maui

Fire and Public Safety

Grant Revenues & Expenditures Quarterly Report - by Index and Fiscal Year as of 12/31/2017

Index	Index Title	FY	Beginning Fund Balance	Revenue	Expenditures	Transfers In	Transfers Out	Ending Fund Balance
136033	VOLUNTEER FIRE ASSISTANCE FY13	2015	65,187.50	(65,187.50)				0.00
				<u>(65,187.50)</u>	<u>0.00</u>	<u>0.00</u>	<u>0.00</u>	
136046	MFD EQUIPMNT PURCHASE/CPS PRGR	2015	76.94					76.94
136046	MFD EQUIPMNT PURCHASE/CPS PRGR	2016	76.94					76.94
136046	MFD EQUIPMNT PURCHASE/CPS PRGR	2017	76.94		(76.94)			0.00
				<u>0.00</u>	<u>(76.94)</u>	<u>0.00</u>	<u>0.00</u>	
146049	WELLNESS/FITNESS FIRE ACT GRNT	2015	3,000.00					3,000.00
146049	WELLNESS/FITNESS FIRE ACT GRNT	2016	3,000.00					3,000.00
146049	WELLNESS/FITNESS FIRE ACT GRNT	2017	3,000.00		(3,000.00)			0.00
				<u>0.00</u>	<u>(3,000.00)</u>	<u>0.00</u>	<u>0.00</u>	
146102	VOL FIRE ASSISTANCE GRANT FY14	2015	42,899.44		7,100.56			50,000.00
146102	VOL FIRE ASSISTANCE GRANT FY14	2016	50,000.00	(50,000.00)				0.00
				<u>(50,000.00)</u>	<u>7,100.56</u>	<u>0.00</u>	<u>0.00</u>	
146104	NHTSA MFD PNEUMATIC STRUTS	2015	24,998.53	(24,998.53)				0.00
				<u>(24,998.53)</u>	<u>0.00</u>	<u>0.00</u>	<u>0.00</u>	
146105	MONSANTO GRANT FY14	2015			14,800.00			14,800.00
146105	MONSANTO GRANT FY14	2016	14,800.00					14,800.00
146105	MONSANTO GRANT FY14	2017	14,800.00	(14,800.00)				0.00
				<u>(14,800.00)</u>	<u>14,800.00</u>	<u>0.00</u>	<u>0.00</u>	
156055	FIRE SAFETY HSE-EMW2003FP01732	2015	(3,452.10)					(3,452.10)
156055	FIRE SAFETY HSE-EMW2003FP01732	2016	(3,452.10)					(3,452.10)
156055	FIRE SAFETY HSE-EMW2003FP01732	2017	(3,452.10)		3,452.10			0.00
				<u>0.00</u>	<u>3,452.10</u>	<u>0.00</u>	<u>0.00</u>	
156103	VOL FIRE ASSISTANCE GRANT FY15	2016			18,750.00			18,750.00
156103	VOL FIRE ASSISTANCE GRANT FY15	2017	18,750.00	(18,750.00)				0.00
				<u>(18,750.00)</u>	<u>18,750.00</u>	<u>0.00</u>	<u>0.00</u>	
156105	MONSANTO GRANT FY15	2015		(13,086.00)	13,086.00			0.00
				<u>(13,086.00)</u>	<u>13,086.00</u>	<u>0.00</u>	<u>0.00</u>	
156106	MFD HYDRAFUSION STRUTS	2015			27,923.46			27,923.46
156106	MFD HYDRAFUSION STRUTS	2016	27,923.46					27,923.46
156106	MFD HYDRAFUSION STRUTS	2017	27,923.46	(27,923.46)				0.00
				<u>(27,923.46)</u>	<u>27,923.46</u>	<u>0.00</u>	<u>0.00</u>	

County of Maui

Fire and Public Safety

Grant Revenues & Expenditures Quarterly Report - by Index and Fiscal Year as of 12/31/2017

Index	Index Title	FY	Beginning Fund Balance	Revenue	Expenditures	Transfers In	Transfers Out	Ending Fund Balance
166057	FIRE INOPERABILITY GRT FE15141	2015	(95.66)					(95.66)
166057	FIRE INOPERABILITY GRT FE15141	2016	(95.66)					(95.66)
166057	FIRE INOPERABILITY GRT FE15141	2017	(95.66)		95.66			0.00
				<u>0.00</u>	<u>95.66</u>	<u>0.00</u>	<u>0.00</u>	
166732	OLOWALU FIRE BRK COMP WUI	2016			18,850.00			18,850.00
166732	OLOWALU FIRE BRK COMP WUI	2017	18,850.00	(20,822.50)	1,972.50			0.00
				<u>(20,822.50)</u>	<u>20,822.50</u>	<u>0.00</u>	<u>0.00</u>	
176112	FIREMAN'S FUND INSURANCE CO	2015	(166.97)					(166.97)
176112	FIREMAN'S FUND INSURANCE CO	2016	(166.97)					(166.97)
176112	FIREMAN'S FUND INSURANCE CO	2017	(166.97)					(166.97)
176112	FIREMAN'S FUND INSURANCE CO	2018	(166.97)					(166.97)
				<u>0.00</u>	<u>0.00</u>	<u>0.00</u>	<u>0.00</u>	
176733	FY15 ASSISTANCE TO FIRF GRANTS	2018		(527,046.00)	527,045.99			(0.01)
				<u>(527,046.00)</u>	<u>527,045.99</u>	<u>0.00</u>	<u>0.00</u>	
176820	MAKENA LIFEGUARD SERVICES	2017		(454,851.75)	588,358.67			133,506.92
176820	MAKENA LIFEGUARD SERVICES	2018	133,506.92	(151,617.25)	18,110.33			0.00
				<u>(606,469.00)</u>	<u>606,469.00</u>	<u>0.00</u>	<u>0.00</u>	
186033	USDA RURAL 1ST RESPNDR LANAI	2015	(9,083.35)					(9,083.35)
186033	USDA RURAL 1ST RESPNDR LANAI	2016	(9,083.35)					(9,083.35)
186033	USDA RURAL 1ST RESPNDR LANAI	2017	(9,083.35)					(9,083.35)
186033	USDA RURAL 1ST RESPNDR LANAI	2018	(9,083.35)					(9,083.35)
				<u>0.00</u>	<u>0.00</u>	<u>0.00</u>	<u>0.00</u>	
186034	USDA RURAL 1ST RESPNDR MOLOKAI	2015	(3,548.03)					(3,548.03)
186034	USDA RURAL 1ST RESPNDR MOLOKAI	2016	(3,548.03)					(3,548.03)
186034	USDA RURAL 1ST RESPNDR MOLOKAI	2017	(3,548.03)					(3,548.03)
186034	USDA RURAL 1ST RESPNDR MOLOKAI	2018	(3,548.03)					(3,548.03)
				<u>0.00</u>	<u>0.00</u>	<u>0.00</u>	<u>0.00</u>	
186820	MAKENA LIFEGUARD SERVICES	2018			233,476.50			233,476.50
				<u>0.00</u>	<u>233,476.50</u>	<u>0.00</u>	<u>0.00</u>	
196050	FIRE TRAINING GRANT (CHEVRON)	2015	(1,540.00)					(1,540.00)
196050	FIRE TRAINING GRANT (CHEVRON)	2016	(1,540.00)					(1,540.00)
196050	FIRE TRAINING GRANT (CHEVRON)	2017	(1,540.00)	(1,500.00)	3,547.97			507.97
196050	FIRE TRAINING GRANT (CHEVRON)	2018	507.97					507.97

County of Maui

Fire and Public Safety

Grant Revenues & Expenditures Quarterly Report - by Index and Fiscal Year as of 12/31/2017

Index	Index Title	FY	Beginning Fund Balance	Revenue	Expenditures	Transfers In	Transfers Out	Ending Fund Balance
				(1,500.00)	3,547.97	0.00	0.00	
196051	FIREFIGHTERS CHARTABLE FNDATN	2015	(550.00)					(550.00)
196051	FIREFIGHTERS CHARTABLE FNDATN	2016	(550.00)					(550.00)
196051	FIREFIGHTERS CHARTABLE FNDATN	2017	(550.00)					(550.00)
196051	FIREFIGHTERS CHARTABLE FNDATN	2018	(550.00)					(550.00)
				0.00	0.00	0.00	0.00	
196055	FEMA FIRE TRAINING FUNDS	2015	8,539.44		647.76			9,187.20
196055	FEMA FIRE TRAINING FUNDS	2016	9,187.20	(3,081.76)	3,081.76			9,187.20
196055	FEMA FIRE TRAINING FUNDS	2017	9,187.20	(4,041.00)	3,746.00			8,892.20
196055	FEMA FIRE TRAINING FUNDS	2018	8,892.20					8,892.20
				(7,122.76)	7,475.52	0.00	0.00	
<b>Grand Total</b>				<b>(1,421,227.85)</b>	<b>1,517,496.59</b>	<b>0.00</b>	<b>0.00</b>	

County of Maui

Emergency Management Agency

Grant Revenues & Expenditures Quarterly Report - by Index and Fiscal Year as of 12/31/2017

Index	Index Title	FY	Beginning Fund Balance	Revenue	Expenditures	Transfers In	Transfers Out	Ending Fund Balance
106050	FFY09 LAW ENFRMNT TERRSM PRVN	2015	159.36		(159.36)			0.00
				0.00	(159.36)	0.00	0.00	
106051	FFY09 CITIZEN CORPS PRG	2015	(11,440.51)	(6,881.85)	18,322.36			(0.00)
				(6,881.85)	18,322.36	0.00	0.00	
106053	FFY09 ST HOMELAND SECURITY	2015	159.28		(159.28)			0.00
				0.00	(159.28)	0.00	0.00	
106056	INTROPRBL EMERGNCY COMM GRNT	2015	835.79					835.79
106056	INTROPRBL EMERGNCY COMM GRNT	2016	835.79	(7,792.46)	6,956.67			0.00
				(7,792.46)	6,956.67	0.00	0.00	
116051	FFY10 CITIZENS CORP PRG	2015	(14,229.52)	(2,717.10)	16,946.62			0.00
				(2,717.10)	16,946.62	0.00	0.00	
116053	FFY10 ST HOMELAND SECURITY PRG	2015	(520.55)					(520.55)
116053	FFY10 ST HOMELAND SECURITY PRG	2016	(520.55)		520.55			0.00
				0.00	520.55	0.00	0.00	
126051	FFY11 STATEWIDE OUTREACH/CCP	2015	545.25	(1,124.63)	579.38			0.00
				(1,124.63)	579.38	0.00	0.00	
126053	FFY11 ST HOMELAND SECURITY PRG	2015	(1,764.60)	(222,470.52)	224,235.12			0.00
				(222,470.52)	224,235.12	0.00	0.00	
136052	FFY12 COM'TY OUTREACH / CCP	2015	10,004.57	(29,831.68)	21,946.54			2,119.43
136052	FFY12 COM'TY OUTREACH / CCP	2016	2,119.43	(2,982.08)	862.65			0.00
				(32,813.76)	22,809.19	0.00	0.00	
136053	FFY12 ST HOMELAND SECURITY GRT	2015	(17,660.90)	(182,458.22)	199,943.47			(175.65)
136053	FFY12 ST HOMELAND SECURITY GRT	2016	(175.65)		175.65			0.00
				(182,458.22)	200,119.12	0.00	0.00	
136057	INOPERABLE ER COMMUNICATIONS	2015	10.00	(10.00)				0.00
				(10.00)	0.00	0.00	0.00	
146200	EMERGENCY MGT PERFORMANCE GRT	2015			45,328.04			45,328.04
146200	EMERGENCY MGT PERFORMANCE GRT	2016	45,328.04	(114,620.50)	69,292.46			0.00
				(114,620.50)	114,620.50	0.00	0.00	
146201	FFY13 ST HOMELAND SECURITY	2015	71,043.28	(194,390.21)	144,668.40			21,321.47
146201	FFY13 ST HOMELAND SECURITY	2016	21,321.47	(214,076.31)	192,754.84			0.00
				(408,466.52)	337,423.24	0.00	0.00	

County of Maui

Emergency Management Agency

Grant Revenues & Expenditures Quarterly Report - by Index and Fiscal Year as of 12/31/2017

Index	Index Title	FY	Beginning Fund Balance	Revenue	Expenditures	Transfers In	Transfers Out	Ending Fund Balance
146202	FFY13 SHSG COMTY&CITIZEN PREP	2015		(2,646.02)	6,186.82			3,540.80
146202	FFY13 SHSG COMTY&CITIZEN PREP	2016	3,540.80	(9,221.96)	5,681.16			0.00
				<u>(11,867.98)</u>	<u>11,867.98</u>	<u>0.00</u>	<u>0.00</u>	
146203	FFY09 PORT SECURITY GRANT PRG	2015	156,800.00	(271,264.00)	114,464.00			0.00
				<u>(271,264.00)</u>	<u>114,464.00</u>	<u>0.00</u>	<u>0.00</u>	
156201	ST HOMELAND SECURITY	2015		(4,800.00)	4,800.00			0.00
156201	ST HOMELAND SECURITY	2016		(116,085.65)	245,950.09			129,864.44
156201	ST HOMELAND SECURITY	2017	129,864.44	(404,508.01)	274,643.57			0.00
				<u>(525,393.66)</u>	<u>525,393.66</u>	<u>0.00</u>	<u>0.00</u>	
156203	CITIZENS CORPS PRG	2016		(14,204.62)	24,111.64			9,907.02
156203	CITIZENS CORPS PRG	2017	9,907.02	(9,907.02)				0.00
				<u>(24,111.64)</u>	<u>24,111.64</u>	<u>0.00</u>	<u>0.00</u>	
156205	EMERGENCY MGT PERFORMANCE GRT	2015			13,500.00			13,500.00
156205	EMERGENCY MGT PERFORMANCE GRT	2016	13,500.00	(100,000.00)	86,500.00			(0.00)
				<u>(100,000.00)</u>	<u>100,000.00</u>	<u>0.00</u>	<u>0.00</u>	
166701	EMERGENCY MGT PERFORMANCE GRT	2016			100,000.00			100,000.00
166701	EMERGENCY MGT PERFORMANCE GRT	2017	100,000.00	(100,000.00)				0.00
				<u>(100,000.00)</u>	<u>100,000.00</u>	<u>0.00</u>	<u>0.00</u>	
166702	ST HOMELAND SECURITY	2016		(66,511.16)	134,814.61			68,303.45
166702	ST HOMELAND SECURITY	2017	68,303.45	(234,128.62)	492,441.85			326,616.68
166702	ST HOMELAND SECURITY	2018	326,616.68	(362,896.16)	69,597.64			33,318.16
				<u>(663,535.94)</u>	<u>696,854.10</u>	<u>0.00</u>	<u>0.00</u>	
176701	EMERGENCY MGT PERFORMANCE GRT	2017			99,981.24			99,981.24
176701	EMERGENCY MGT PERFORMANCE GRT	2018	99,981.24					99,981.24
				<u>0.00</u>	<u>99,981.24</u>	<u>0.00</u>	<u>0.00</u>	
176702	ST HOMELAND SECURITY	2017			19,308.26			19,308.26
176702	ST HOMELAND SECURITY	2018	19,308.26	(38,078.46)	20,337.20			1,567.00
				<u>(38,078.46)</u>	<u>39,645.46</u>	<u>0.00</u>	<u>0.00</u>	
<b>Grand Total</b>				<b>(2,713,607.24)</b>	<b>2,654,532.19</b>	<b>0.00</b>	<b>0.00</b>	

County of Maui

Housing and Human Concerns

Grant Revenues & Expenditures Quarterly Report - by Index and Fiscal Year as of 12/31/2017

Index	Index Title	FY	Beginning Fund Balance	Revenue	Expenditures	Transfers In	Transfers Out	Ending Fund Balance
106568	HOME ADMIN EXPENSE (98)	2015	(5.34)	5.34				0.00
				5.34	0.00	0.00	0.00	
106604	AGING/DISABLT Y RSC CTR ST/HI	2015	46,647.96					46,647.96
106604	AGING/DISABLT Y RSC CTR ST/HI	2016	46,647.96		(46,647.96)			(0.00)
				0.00	(46,647.96)	0.00	0.00	
106607	HAWAII COMM LIVING 2010.11N	2015	(1,301.48)					(1,301.48)
106607	HAWAII COMM LIVING 2010.11N	2016	(1,301.48)		1,301.48			0.00
				0.00	1,301.48	0.00	0.00	
106737	SENIOR CENTER ACTIVITIES 99/00	2015	(5,999.92)		(.08)			(6,000.00)
106737	SENIOR CENTER ACTIVITIES 99/00	2016	(6,000.00)					(6,000.00)
106737	SENIOR CENTER ACTIVITIES 99/00	2017	(6,000.00)	6,000.00				0.00
				6,000.00	(0.08)	0.00	0.00	
116210	MAUI TO WORK PROGRAM (MEO)	2015	(131,728.99)		131,728.99			0.00
				0.00	131,728.99	0.00	0.00	
116570	HOME- 1ST TIME HMEBYRS-PROJ IN	2015		(18,842.22)	18,842.22			0.00
116570	HOME- 1ST TIME HMEBYRS-PROJ IN	2016		(21,161.09)	21,161.09			0.00
				(40,003.31)	40,003.31	0.00	0.00	
116601	HOSPITAL DISCHARGE PLNG GRNT	2015	12,145.28					12,145.28
116601	HOSPITAL DISCHARGE PLNG GRNT	2016	12,145.28		(12,145.28)			0.00
				0.00	(12,145.28)	0.00	0.00	
116602	AGING/DSABLTY RSRC CTR 2010N	2015	(11,474.00)					(11,474.00)
116602	AGING/DSABLTY RSRC CTR 2010N	2016	(11,474.00)		10,843.80			(630.20)
116602	AGING/DSABLTY RSRC CTR 2010N	2017	(630.20)		630.20			0.00
				0.00	11,474.00	0.00	0.00	
116608	ARRA09 HEALTHY AGING PARTNRSH P	2015	(510.55)					(510.55)
116608	ARRA09 HEALTHY AGING PARTNRSH P	2016	(510.55)					(510.55)
116608	ARRA09 HEALTHY AGING PARTNRSH P	2017	(510.55)		510.55			0.00
				0.00	510.55	0.00	0.00	
116613	AGING TIII DHHS FY11 MA201103	2015	27,222.65					27,222.65
116613	AGING TIII DHHS FY11 MA201103	2016	27,222.65		(27,222.65)			0.00
				0.00	(27,222.65)	0.00	0.00	
116614	ELDER ABUSE RELATED SVCS FY11	2015	(3,663.89)					(3,663.89)



County of Maui

Housing and Human Concerns

Grant Revenues & Expenditures Quarterly Report - by Index and Fiscal Year as of 12/31/2017

Index	Index Title	FY	Beginning Fund Balance	Revenue	Expenditures	Transfers In	Transfers Out	Ending Fund Balance
116614	ELDER ABUSE RELATED SVCS FY11	2016	(3,663.89)					(3,663.89)
116614	ELDER ABUSE RELATED SVCS FY11	2017	(3,663.89)		3,663.89			0.00
				0.00	3,663.89	0.00	0.00	
116647	EOA/DOH MA.KC.FB10-11.A FY11	2015	(6,458.74)					(6,458.74)
116647	EOA/DOH MA.KC.FB10-11.A FY11	2016	(6,458.74)		3,120.00			(3,338.74)
116647	EOA/DOH MA.KC.FB10-11.A FY11	2017	(3,338.74)		3,338.74			0.00
				0.00	6,458.74	0.00	0.00	
116717	HOME FFY10 KAHAWAI APT	2015	25,114.19	(251,307.42)	226,193.23			0.00
				(251,307.42)	226,193.23	0.00	0.00	
116718	HOME FFY10 ADMINISTRATION	2015	3,924.72	(4,211.23)	31,000.15			30,713.64
116718	HOME FFY10 ADMINISTRATION	2016	30,713.64	(38,816.67)	8,103.03			0.00
				(43,027.90)	39,103.18	0.00	0.00	
116738	MSC LEISURE FY2011	2015	(1,743.57)		1,703.88			(39.69)
116738	MSC LEISURE FY2011	2016	(39.69)		39.69			0.00
				0.00	1,743.57	0.00	0.00	
116752	I&A OUTREACH AGING 00/01	2015	(597.02)					(597.02)
116752	I&A OUTREACH AGING 00/01	2016	(597.02)					(597.02)
116752	I&A OUTREACH AGING 00/01	2017	(597.02)		597.02			0.00
				0.00	597.02	0.00	0.00	
126601	HOSPITAL DISCHARGE PLNG GRNT	2015	9,980.80					9,980.80
126601	HOSPITAL DISCHARGE PLNG GRNT	2016	9,980.80		(9,980.80)			0.00
				0.00	(9,980.80)	0.00	0.00	
126602	AGING/DSABLTY RSRC CTR 2010N	2015	(4,472.07)					(4,472.07)
126602	AGING/DSABLTY RSRC CTR 2010N	2016	(4,472.07)		4,472.07			0.00
				0.00	4,472.07	0.00	0.00	
126605	RSVP 2002 DVSA 61523 P74-4101	2015	1,730.00					1,730.00
126605	RSVP 2002 DVSA 61523 P74-4101	2016	1,730.00					1,730.00
126605	RSVP 2002 DVSA 61523 P74-4101	2017	1,730.00		(1,730.00)			0.00
				0.00	(1,730.00)	0.00	0.00	
126609	ARRA09 HEALTHY AGING PARTNRSH	2015	(2,259.82)					(2,259.82)
126609	ARRA09 HEALTHY AGING PARTNRSH	2016	(2,259.82)					(2,259.82)
126609	ARRA09 HEALTHY AGING PARTNRSH	2017	(2,259.82)		2,259.82			0.00

County of Maui

Housing and Human Concerns

Grant Revenues & Expenditures Quarterly Report - by Index and Fiscal Year as of 12/31/2017

Index	Index Title	FY	Beginning Fund Balance	Revenue	Expenditures	Transfers In	Transfers Out	Ending Fund Balance
				0.00	2,259.82	0.00	0.00	
126613	AGING TIII DHHS FY12	2015	(61,962.49)		61,412.11			(550.38)
126613	AGING TIII DHHS FY12	2016	(550.38)		64.03			(486.35)
126613	AGING TIII DHHS FY12	2017	(486.35)		486.35			0.00
				0.00	61,962.49	0.00	0.00	
126643	MENTAL HEALTH TRANSFORM GRT	2015	(15.53)	15.53				0.00
				15.53	0.00	0.00	0.00	
126647	AGING EOA/DOH KUPUNA CARE FY12	2015	92,424.49					92,424.49
126647	AGING EOA/DOH KUPUNA CARE FY12	2016	92,424.49					92,424.49
126647	AGING EOA/DOH KUPUNA CARE FY12	2017	92,424.49	(92,424.49)				0.00
				(92,424.49)	0.00	0.00	0.00	
126716	HOME FFY09 KAHAWAI APT.	2015	155,991.38	(155,991.38)				0.00
				(155,991.38)	0.00	0.00	0.00	
126719	HOME FFY08 CHDO MMSSH1 CNST	2015	59.78	(59.78)				0.00
				(59.78)	0.00	0.00	0.00	
126720	HOME FFY08 CHDO MMSSH1 CNST	2015	36.12	(36.12)				0.00
				(36.12)	0.00	0.00	0.00	
126728	HOME FFY2009-2 MMSSH1 CONSTR	2015	5,923.91	(5,923.91)				0.00
				(5,923.91)	0.00	0.00	0.00	
126735	HOME FFY11 ADMINISTRATION	2015	16,708.35	(34,735.27)	37,192.35			19,165.43
126735	HOME FFY11 ADMINISTRATION	2016	19,165.43	(19,983.90)	818.47			0.00
				(54,719.17)	38,010.82	0.00	0.00	
126738	MSC LEISURE FY2012	2015	(61,324.43)		10,815.48			(50,508.95)
126738	MSC LEISURE FY2012	2016	(50,508.95)		19,886.24			(30,622.71)
126738	MSC LEISURE FY2012	2017	(30,622.71)		6,806.43			(23,816.28)
126738	MSC LEISURE FY2012	2018	(23,816.28)		11,846.04			(11,970.24)
				0.00	49,354.19	0.00	0.00	
136402	HEALTHY AGING PARTNERSHIP	2015	11,470.26	(25,014.00)	48,617.88			35,074.14
136402	HEALTHY AGING PARTNERSHIP	2016	35,074.14	(36,315.00)	1,240.86			0.00
				(61,329.00)	49,858.74	0.00	0.00	
136613	AGING TITLE III PROGRAMS	2015	35,865.45	(37,672.00)				(1,806.55)
136613	AGING TITLE III PROGRAMS	2016	(1,806.55)		1,147.87			(658.68)

County of Maui

Housing and Human Concerns

Grant Revenues & Expenditures Quarterly Report - by Index and Fiscal Year as of 12/31/2017

Index	Index Title	FY	Beginning Fund Balance	Revenue	Expenditures	Transfers In	Transfers Out	Ending Fund Balance
136613	AGING TITLE III PROGRAMS	2017	(658.68)		658.68			0.00
				(37,672.00)	1,806.55	0.00	0.00	
136615	ELDER ABUSE PREVENTION SFY13	2015	4.03		60.00			64.03
136615	ELDER ABUSE PREVENTION SFY13	2016	64.03		(64.03)			0.00
				0.00	(4.03)	0.00	0.00	
136616	ELDER ABUSE PREVENTION SFY12	2015			11,777.65			11,777.65
136616	ELDER ABUSE PREVENTION SFY12	2016	11,777.65		(11,777.65)			0.00
				0.00	0.00	0.00	0.00	
136639	NSIP NUTRITION SVCS INCENTIVE	2015	(.25)	.25				0.00
				0.25	0.00	0.00	0.00	
136647	KUPUNA CARE PROGRAM	2015	(33,810.19)		4,253.44			(29,556.75)
136647	KUPUNA CARE PROGRAM	2016	(29,556.75)		18,356.90		10,996.66	(203.19)
136647	KUPUNA CARE PROGRAM	2017	(203.19)		203.19			0.00
				0.00	22,813.53	0.00	10,996.66	
136649	AGING & DISABILITY RESOURCE	2015	175,667.21	(196,813.00)	18,992.59			(2,153.20)
136649	AGING & DISABILITY RESOURCE	2016	(2,153.20)		2,153.20			0.00
				(196,813.00)	21,145.79	0.00	0.00	
136712	CONGREGATE MEALS TITLE III	2015	18,868.71					18,868.71
136712	CONGREGATE MEALS TITLE III	2016	18,868.71		(18,868.71)			0.00
				0.00	(18,868.71)	0.00	0.00	
136730	HOME DELIVERED MLS TITLE III	2015	13,924.74		(13,924.74)			0.00
				0.00	(13,924.74)	0.00	0.00	
136732	CONGREGATE MLS PVT DONATION	2015	(2,189.31)		2,186.33			(2.98)
136732	CONGREGATE MLS PVT DONATION	2016	(2.98)		2.98			0.00
				0.00	2,189.31	0.00	0.00	
136738	LEISURE ACTIVITIES FY13	2015	(3,751.68)		220.00			(3,531.68)
136738	LEISURE ACTIVITIES FY13	2016	(3,531.68)					(3,531.68)
136738	LEISURE ACTIVITIES FY13	2017	(3,531.68)		3,531.68			0.00
				0.00	3,751.68	0.00	0.00	
136805	CHILDCARE DEVELOPMENT	2015	48,273.00					48,273.00
136805	CHILDCARE DEVELOPMENT	2016	48,273.00					48,273.00
136805	CHILDCARE DEVELOPMENT	2017	48,273.00		(48,273.00)			0.00

County of Maui

Housing and Human Concerns

Grant Revenues & Expenditures Quarterly Report - by Index and Fiscal Year as of 12/31/2017

Index	Index Title	FY	Beginning Fund Balance	Revenue	Expenditures	Transfers In	Transfers Out	Ending Fund Balance
				0.00	(48,273.00)	0.00	0.00	
137731	SEC 8 HSG ADMIN PRG FY2013	2015	(93,294.86)				93,294.86	0.00
				0.00	0.00	0.00	93,294.86	
146401	KUPUNA CARE PROGRAM SF14	2015	867,394.25	(912,389.00)	72,662.27		10,996.66	38,664.18
146401	KUPUNA CARE PROGRAM SF14	2016	38,664.18	(39,752.00)	(18,179.33)		19,267.15	0.00
				(952,141.00)	54,482.94	0.00	30,263.81	
146402	ELDER ABUSE PREVENTION SF14	2015	26,491.07	(26,492.00)				(0.93)
146402	ELDER ABUSE PREVENTION SF14	2016	(.93)		.93			0.00
				(26,492.00)	0.93	0.00	0.00	
146403	HOME DELIVERED MLS PVT DONATIO	2015	(7,297.50)		7,297.50			0.00
				0.00	7,297.50	0.00	0.00	
146405	LEISURE ACTIVITIES FY14	2015	(52,058.09)		855.00			(51,203.09)
146405	LEISURE ACTIVITIES FY14	2016	(51,203.09)					(51,203.09)
146405	LEISURE ACTIVITIES FY14	2017	(51,203.09)					(51,203.09)
146405	LEISURE ACTIVITIES FY14	2018	(51,203.09)		33,049.34			(18,153.75)
				0.00	33,904.34	0.00	0.00	
146408	ASSISTED TRANSPORTATION FY14	2015	71,641.75			(71,641.75)		0.00
				0.00	0.00	(71,641.75)	0.00	
146409	CONGREGATE MEALS TITTLE III	2015	(9,651.90)		9,651.90			0.00
				0.00	9,651.90	0.00	0.00	
146420	CONGREGATE MEALS NSIP FY14	2015	(26,720.00)		26,720.00	(547.00)		(547.00)
146420	CONGREGATE MEALS NSIP FY14	2016	(547.00)		1,010.00	(463.00)		0.00
				0.00	27,730.00	(1,010.00)	0.00	
146421	HOME DELIVERED MEALS - STATE	2015			10,996.66	(10,996.66)		0.00
				0.00	10,996.66	(10,996.66)	0.00	
146424	HOME DELIVERED MEALS NSIP FY14	2015	(17,094.00)		17,089.74			(4.26)
146424	HOME DELIVERED MEALS NSIP FY14	2016	(4.26)		4.26			0.00
				0.00	17,094.00	0.00	0.00	
146426	HOME DELIVERED MEALS TITTLE III	2015			4,187.30	(4,187.30)		0.00
				0.00	4,187.30	(4,187.30)	0.00	
146427	AGING TITTLE III PROGRAMS	2015	321,109.79	(1,677.00)	97,276.77			416,709.56
146427	AGING TITTLE III PROGRAMS	2016	416,709.56	(488,404.89)	(11,468.15)		83,163.48	0.00

County of Maui

Housing and Human Concerns

Grant Revenues & Expenditures Quarterly Report - by Index and Fiscal Year as of 12/31/2017

Index	Index Title	FY	Beginning Fund Balance	Revenue	Expenditures	Transfers In	Transfers Out	Ending Fund Balance
				<u>(490,081.89)</u>	<u>85,808.62</u>	<u>0.00</u>	<u>83,163.48</u>	
146428	CARE TRANSITIONS PROGRAM	2015	7,864.08	(61,290.00)	52,838.92			(587.00)
146428	CARE TRANSITIONS PROGRAM	2016	(587.00)	(6,480.00)	1,229.00			(5,838.00)
146428	CARE TRANSITIONS PROGRAM	2017	<u>(5,838.00)</u>		<u>5,838.00</u>			<u>0.00</u>
				<u>(67,770.00)</u>	<u>59,905.92</u>	<u>0.00</u>	<u>0.00</u>	
146429	AGING & DISABILITY RESOURCE	2015	87,669.28	(161,102.00)	242,053.34	(3,817.00)	4,259.00	169,062.62
146429	AGING & DISABILITY RESOURCE	2016	<u>169,062.62</u>	<u>(222,474.00)</u>	<u>53,411.38</u>			<u>0.00</u>
				<u>(383,576.00)</u>	<u>295,464.72</u>	<u>(3,817.00)</u>	<u>4,259.00</u>	
146430	AGING TITLE III VOLUNTARY	2016		(10,357.25)	10,357.25			0.00
				<u>(10,357.25)</u>	<u>10,357.25</u>	<u>0.00</u>	<u>0.00</u>	
146440	HEALTHY AGING PARTNERSHIP	2015	2,906.25	(16,789.00)	87,515.75			73,633.00
146440	HEALTHY AGING PARTNERSHIP	2016	<u>73,633.00</u>	<u>(73,633.00)</u>				<u>0.00</u>
				<u>(90,422.00)</u>	<u>87,515.75</u>	<u>0.00</u>	<u>0.00</u>	
146441	RSVP RETIRED & SR VOL PRG	2015	18,597.35	(67,930.00)	49,332.65			(0.00)
				<u>(67,930.00)</u>	<u>49,332.65</u>	<u>0.00</u>	<u>0.00</u>	
146442	NSIP NUTRITION SVCS INCENTIVE	2015	91,346.00	(91,893.00)			547.00	0.00
146442	NSIP NUTRITION SVCS INCENTIVE	2016		(463.00)			463.00	0.00
				<u>(92,356.00)</u>	<u>0.00</u>	<u>0.00</u>	<u>1,010.00</u>	
147480	SEC 8 HOUSING VOUCHER FY2014	2015	<u>(1,049,879.32)</u>		(1,776.73)		1,051,656.05	(0.00)
				<u>0.00</u>	<u>(1,776.73)</u>	<u>0.00</u>	<u>1,051,656.05</u>	
147481	SEC 8 HOUSING ADMIN FY2014	2015	<u>(75,621.14)</u>		2,039.76		73,581.38	0.00
				<u>0.00</u>	<u>2,039.76</u>	<u>0.00</u>	<u>73,581.38</u>	
156401	KUPUNA CARE PROGRAM	2015		(116,744.00)	723,816.81		190,660.13	797,732.94
156401	KUPUNA CARE PROGRAM	2016	797,732.94	(936,434.00)	112,540.68		26,159.67	(0.71)
156401	KUPUNA CARE PROGRAM	2017	<u>(.71)</u>		<u>.71</u>			<u>0.00</u>
				<u>(1,053,178.00)</u>	<u>836,358.20</u>	<u>0.00</u>	<u>216,819.80</u>	
156402	ELDER ABUSE PREVENTION SY15	2015			3,817.20			3,817.20
156402	ELDER ABUSE PREVENTION SY15	2016	3,817.20	(4,611.00)	9,870.44			9,076.64
156402	ELDER ABUSE PREVENTION SY15	2017	<u>9,076.64</u>	<u>(21,880.11)</u>	<u>12,803.47</u>			<u>0.00</u>
				<u>(26,491.11)</u>	<u>26,491.11</u>	<u>0.00</u>	<u>0.00</u>	
156403	HOME DELIVERED MLS PVT DONATIO	2015		(84,091.56)	84,091.56			0.00
				<u>(84,091.56)</u>	<u>84,091.56</u>	<u>0.00</u>	<u>0.00</u>	

County of Maui

Housing and Human Concerns

Grant Revenues & Expenditures Quarterly Report - by Index and Fiscal Year as of 12/31/2017

Index	Index Title	FY	Beginning Fund Balance	Revenue	Expenditures	Transfers In	Transfers Out	Ending Fund Balance
156404	CONGREGATE MLS PVT DONATION	2015		(113,875.84)	113,875.84			0.00
				<u>(113,875.84)</u>	<u>113,875.84</u>	<u>0.00</u>	<u>0.00</u>	
156405	LEISURE ACTIVITIES FY15	2015		(101,569.50)	20,452.78			(81,116.72)
156405	LEISURE ACTIVITIES FY15	2016	(81,116.72)		13,696.15			(67,420.57)
156405	LEISURE ACTIVITIES FY15	2017	(67,420.57)		19,062.67			(48,357.90)
156405	LEISURE ACTIVITIES FY15	2018	(48,357.90)		1,143.74			(47,214.16)
				<u>(101,569.50)</u>	<u>54,355.34</u>	<u>0.00</u>	<u>0.00</u>	
156408	ASSISTED TRANSPORT PVT	2015		(15,776.87)	15,776.87			0.00
				<u>(15,776.87)</u>	<u>15,776.87</u>	<u>0.00</u>	<u>0.00</u>	
156409	CONGREGATE MEALS TITTLE III	2015			143,477.46	(104,116.77)		39,360.69
156409	CONGREGATE MEALS TITTLE III	2016	39,360.69			(39,360.69)		0.00
				<u>0.00</u>	<u>143,477.46</u>	<u>(143,477.46)</u>	<u>0.00</u>	
156410	ASSISTED TRANSPORT-KUPUNA	2015			172,000.00	(147,517.13)		24,482.87
156410	ASSISTED TRANSPORT-KUPUNA	2016	24,482.87			(24,482.87)		0.00
				<u>0.00</u>	<u>172,000.00</u>	<u>(172,000.00)</u>	<u>0.00</u>	
156411	BANFIELD CHARITABLE TRUST	2015		(1,000.00)	312.64			(687.36)
156411	BANFIELD CHARITABLE TRUST	2016	(687.36)		687.36			0.00
				<u>(1,000.00)</u>	<u>1,000.00</u>	<u>0.00</u>	<u>0.00</u>	
156420	CONGREGATE MEALS NSIP FY15	2015			30,524.50			30,524.50
156420	CONGREGATE MEALS NSIP FY15	2016	30,524.50		43,640.50	(74,165.00)		0.00
				<u>0.00</u>	<u>74,165.00</u>	<u>(74,165.00)</u>	<u>0.00</u>	
156421	HOME DELIVERED MEALS KUPUNA	2015			93,000.00	(65,143.00)		27,857.00
156421	HOME DELIVERED MEALS KUPUNA	2016	27,857.00		(26,180.20)	(1,676.80)		0.00
				<u>0.00</u>	<u>66,819.80</u>	<u>(66,819.80)</u>	<u>0.00</u>	
156424	HOME DELIVERED MEALS NSIP FY15	2015			18,017.25			18,017.25
156424	HOME DELIVERED MEALS NSIP FY15	2016	18,017.25		41,982.75	(60,000.00)		0.00
				<u>0.00</u>	<u>60,000.00</u>	<u>(60,000.00)</u>	<u>0.00</u>	
156426	HOME DELIVERED MLS TITLE III	2015			113,819.80	(85,599.98)		28,219.82
156426	HOME DELIVERED MLS TITLE III	2016	28,219.82		26,180.20	(54,400.02)		0.00
				<u>0.00</u>	<u>140,000.00</u>	<u>(140,000.00)</u>	<u>0.00</u>	
156427	AGING TITLE III PRGS	2015			336,983.76		193,904.05	530,887.81
156427	AGING TITLE III PRGS	2016	530,887.81	(718,308.53)	97,537.90		95,429.71	5,546.89

County of Maui

Housing and Human Concerns

Grant Revenues & Expenditures Quarterly Report - by Index and Fiscal Year as of 12/31/2017

Index	Index Title	FY	Beginning Fund Balance	Revenue	Expenditures	Transfers In	Transfers Out	Ending Fund Balance
156427	AGING TITLE III PRGS	2017	5,546.89	(15,151.22)	10,388.36		516.00	1,300.03
156427	AGING TITLE III PRGS	2018	1,300.03	(20,608.50)	19,308.23		.24	0.00
				<b>(754,068.25)</b>	<b>464,218.25</b>	<b>0.00</b>	<b>289,850.00</b>	
156429	AGING & DISABILITY RESOURCE	2015			67,818.99		71,641.75	139,460.74
156429	AGING & DISABILITY RESOURCE	2016	139,460.74	(425,955.00)	617,879.55		(71,641.75)	259,743.54
156429	AGING & DISABILITY RESOURCE	2017	259,743.54	(538,516.82)	325,497.76			46,724.48
156429	AGING & DISABILITY RESOURCE	2018	46,724.48	(161,864.45)	173,156.53			58,016.56
				<b>(1,126,336.27)</b>	<b>1,184,352.83</b>	<b>0.00</b>	<b>0.00</b>	
156440	HEALTHY AGING PARTNERSHIP	2015			5,692.01			5,692.01
156440	HEALTHY AGING PARTNERSHIP	2016	5,692.01	(5,949.44)	19,661.15			19,403.72
156440	HEALTHY AGING PARTNERSHIP	2017	19,403.72	(144,052.47)	141,121.38			16,472.63
156440	HEALTHY AGING PARTNERSHIP	2018	16,472.63	(25,073.10)	11,846.47			3,246.00
				<b>(175,075.01)</b>	<b>178,321.01</b>	<b>0.00</b>	<b>0.00</b>	
156441	RSVP RETIRED & SR VOL PRG	2015			13,983.61			13,983.61
156441	RSVP RETIRED & SR VOL PRG	2016	13,983.61	(68,850.00)	54,866.39			0.00
				<b>(68,850.00)</b>	<b>68,850.00</b>	<b>0.00</b>	<b>0.00</b>	
156442	NSIP NUTRITION SVCS INCENTIVE	2016		(134,165.00)			134,165.00	0.00
				<b>(134,165.00)</b>	<b>0.00</b>	<b>0.00</b>	<b>134,165.00</b>	
156443	HEALTHY AGING VOL CONTRIB	2015		(32,970.35)				(32,970.35)
156443	HEALTHY AGING VOL CONTRIB	2016	(32,970.35)	(43,158.81)	68,142.78			(7,986.38)
156443	HEALTHY AGING VOL CONTRIB	2017	(7,986.38)	(37,011.00)	6,796.42			(38,200.96)
156443	HEALTHY AGING VOL CONTRIB	2018	(38,200.96)	(16,916.25)	8,262.50			(46,854.71)
				<b>(130,056.41)</b>	<b>83,201.70</b>	<b>0.00</b>	<b>0.00</b>	
156445	A&B KOKUA GIVING CONTRIB	2015		(20,000.00)				(20,000.00)
156445	A&B KOKUA GIVING CONTRIB	2016	(20,000.00)		20,000.00			0.00
				<b>(20,000.00)</b>	<b>20,000.00</b>	<b>0.00</b>	<b>0.00</b>	
156447	HOME FFY14 KULAMALU REPRG	2015		(124,467.40)	124,467.40			0.00
156447	HOME FFY14 KULAMALU REPRG	2016			(21,161.09)			(21,161.09)
156447	HOME FFY14 KULAMALU REPRG	2017	(21,161.09)		21,161.09			0.00
				<b>(124,467.40)</b>	<b>124,467.40</b>	<b>0.00</b>	<b>0.00</b>	
156449	HOME FFY14 ADMINISTRATION	2015			829.80			829.80
156449	HOME FFY14 ADMINISTRATION	2016	829.80	(34,661.70)	44,530.64			10,698.74
156449	HOME FFY14 ADMINISTRATION	2017	10,698.74	(46,162.04)	45,451.65			9,988.35

County of Maui

Housing and Human Concerns

Grant Revenues & Expenditures Quarterly Report - by Index and Fiscal Year as of 12/31/2017

Index	Index Title	FY	Beginning Fund Balance	Revenue	Expenditures	Transfers In	Transfers Out	Ending Fund Balance
156449	HOME FFY14 ADMINISTRATION	2018	9,988.35	(22,162.38)	21,809.14			9,635.11
				<u>(102,986.12)</u>	<u>112,621.23</u>	<u>0.00</u>	<u>0.00</u>	
156450	HOME FFY14 KULAMALU AH PRJ	2016		(140,111.60)	318,802.62			178,691.02
156450	HOME FFY14 KULAMALU AH PRJ	2017	178,691.02	(2,008,784.27)	1,920,093.25			90,000.00
156450	HOME FFY14 KULAMALU AH PRJ	2018	90,000.00	(106,519.14)	24,519.13			7,999.99
				<u>(2,255,415.01)</u>	<u>2,263,415.00</u>	<u>0.00</u>	<u>0.00</u>	
157480	SEC 8 HOUSING VOUCHER FY15	2015		(12,299,374.00)	14,014,592.49	(1,921,656.00)	42,750.67	(163,686.84)
157480	SEC 8 HOUSING VOUCHER FY15	2016	(163,686.84)	(129,483.00)	(7,629.00)		300,798.84	0.00
				<u>(12,428,857.00)</u>	<u>14,006,963.49</u>	<u>(1,921,656.00)</u>	<u>343,549.51</u>	
157481	SEC 8 HOUSING ADMIN FY15	2015		(1,258,380.80)	1,168,009.68	(20,116.00)		(110,487.12)
157481	SEC 8 HOUSING ADMIN FY15	2016	(110,487.12)	(37,701.50)	834.81		147,353.81	0.00
				<u>(1,296,082.30)</u>	<u>1,168,844.49</u>	<u>(20,116.00)</u>	<u>147,353.81</u>	
166714	HOME FFY04 ADMINISTRATION	2015			151.25			151.25
166714	HOME FFY04 ADMINISTRATION	2016	151.25	(7,447.07)	7,295.82			0.00
				<u>(7,447.07)</u>	<u>7,447.07</u>	<u>0.00</u>	<u>0.00</u>	
166738	MSC LEISURE ACTIVITY FY06	2015	(13,707.51)		13,592.72			(114.79)
166738	MSC LEISURE ACTIVITY FY06	2016	(114.79)		114.79			0.00
				<u>0.00</u>	<u>13,707.51</u>	<u>0.00</u>	<u>0.00</u>	
166741	KUPUNA CARE PROGRAM	2016		(235,326.00)	577,758.16		177,408.70	519,840.86
166741	KUPUNA CARE PROGRAM	2017	519,840.86	(702,169.07)	133,297.25		54,925.30	5,894.34
166741	KUPUNA CARE PROGRAM	2018	5,894.34	(75,732.93)	68,838.59			(1,000.00)
				<u>(1,013,228.00)</u>	<u>779,894.00</u>	<u>0.00</u>	<u>232,334.00</u>	
166757	A&B KOKUA GIVING CONTRIB	2016		(20,000.00)	10,389.07			(9,610.93)
166757	A&B KOKUA GIVING CONTRIB	2017	(9,610.93)		9,610.93			0.00
				<u>(20,000.00)</u>	<u>20,000.00</u>	<u>0.00</u>	<u>0.00</u>	
166758	ASSISTED TRANSPORT PVT	2016		(12,773.86)	12,773.86			0.00
				<u>(12,773.86)</u>	<u>12,773.86</u>	<u>0.00</u>	<u>0.00</u>	
166759	CONGREGATE MEALS NSIP FY16	2016			17,782.20	(17,782.00)		0.20
166759	CONGREGATE MEALS NSIP FY16	2017	.20		42,821.80	(42,822.00)		0.00
				<u>0.00</u>	<u>60,604.00</u>	<u>(60,604.00)</u>	<u>0.00</u>	
166760	CONGREGATE MLS PVT DONATION	2016		(104,068.22)	104,068.22			0.00
				<u>(104,068.22)</u>	<u>104,068.22</u>	<u>0.00</u>	<u>0.00</u>	



County of Maui

Housing and Human Concerns

Grant Revenues & Expenditures Quarterly Report - by Index and Fiscal Year as of 12/31/2017

Index	Index Title	FY	Beginning Fund Balance	Revenue	Expenditures	Transfers In	Transfers Out	Ending Fund Balance
166761	HOME DELIVERED MEALS NSIP FY16	2016			15,078.00	(15,078.00)		0.00
166761	HOME DELIVERED MEALS NSIP FY16	2017			45,817.00	(45,817.00)		0.00
				0.00	60,895.00	(60,895.00)	0.00	
166762	HOME DEL MEALS PVT DONATION	2016		(77,532.17)	77,532.17			0.00
				(77,532.17)	77,532.17	0.00	0.00	
166763	LEISURE ACTIVITIES FY16	2016		(110,808.61)	19,386.97			(91,421.64)
166763	LEISURE ACTIVITIES FY16	2017	(91,421.64)		6,199.07			(85,222.57)
166763	LEISURE ACTIVITIES FY16	2018	(85,222.57)					(85,222.57)
				(110,808.61)	25,586.04	0.00	0.00	
166764	ASSIST TRANSPORT-KUPUNA	2016			79,036.76	(79,036.76)		0.00
				0.00	79,036.76	(79,036.76)	0.00	
166765	CONGREGATE MEALS TITTLE III	2016			131,367.88	(131,367.88)		(0.00)
				0.00	131,367.88	(131,367.88)	0.00	
166766	HOME DELIVERED MEALS KUPUNA	2016			56,994.00	(56,994.00)		0.00
				0.00	56,994.00	(56,994.00)	0.00	
166767	HOME DELIVERED MLS TITTLE III	2016			130,925.08	(130,925.08)		0.00
				0.00	130,925.08	(130,925.08)	0.00	
166768	MATSON FOUNDATION CONTRIB	2016		(2,000.00)				(2,000.00)
166768	MATSON FOUNDATION CONTRIB	2017	(2,000.00)					(2,000.00)
166768	MATSON FOUNDATION CONTRIB	2018	(2,000.00)		1,626.81			(373.19)
				(2,000.00)	1,626.81	0.00	0.00	
166769	AGING TITTLE III PRGS	2016		(201,014.00)	260,265.14		177,460.48	236,711.62
166769	AGING TITTLE III PRGS	2017	236,711.62	(526,977.09)	221,272.39		74,618.26	5,625.18
166769	AGING TITTLE III PRGS	2018	5,625.18	(17,450.03)	12,082.23		32.50	289.88
				(745,441.12)	493,619.76	0.00	252,111.24	
166770	KUPUNA CARE VOL CONTRIB	2016		(220.00)				(220.00)
166770	KUPUNA CARE VOL CONTRIB	2017	(220.00)					(220.00)
166770	KUPUNA CARE VOL CONTRIB	2018	(220.00)	(50.00)				(270.00)
				(270.00)	0.00	0.00	0.00	
166771	RSVP RETIRED & SR VOL PRG	2016			11,854.91			11,854.91
166771	RSVP RETIRED & SR VOL PRG	2017	11,854.91	(69,350.00)	57,495.09			0.00
				(69,350.00)	69,350.00	0.00	0.00	

County of Maui

Housing and Human Concerns

Grant Revenues & Expenditures Quarterly Report - by Index and Fiscal Year as of 12/31/2017

Index	Index Title	FY	Beginning Fund Balance	Revenue	Expenditures	Transfers In	Transfers Out	Ending Fund Balance
166772	NUTRITION SVCS INCENTIVE	2016					32,860.00	32,860.00
166772	NUTRITION SVCS INCENTIVE	2017	32,860.00	(121,499.00)			88,639.00	0.00
				<u>(121,499.00)</u>	<u>0.00</u>	<u>0.00</u>	<u>121,499.00</u>	
166773	ELDER ABUSE PREVENTION SY16	2017		(7,322.60)	24,500.94			17,178.34
166773	ELDER ABUSE PREVENTION SY16	2018	17,178.34	(19,169.40)	1,991.06			(0.00)
				<u>(26,492.00)</u>	<u>26,492.00</u>	<u>0.00</u>	<u>0.00</u>	
166774	STRATEGIC PREVENTION FRAMEWRK	2017		(19,156.92)	48,826.74			29,669.82
166774	STRATEGIC PREVENTION FRAMEWRK	2018	29,669.82	(28,450.06)	32,416.35			33,636.11
				<u>(47,606.98)</u>	<u>81,243.09</u>	<u>0.00</u>	<u>0.00</u>	
167480	SEC 8 HOUSING VOUCHER FY16	2016		(16,354,200.09)	15,909,362.52		34,908.04	(409,929.53)
167480	SEC 8 HOUSING VOUCHER FY16	2017	(409,929.53)		176,702.77		231,186.76	(2,040.00)
167480	SEC 8 HOUSING VOUCHER FY16	2018	(2,040.00)		2,040.00			0.00
				<u>(16,354,200.09)</u>	<u>16,088,105.29</u>	<u>0.00</u>	<u>266,094.80</u>	
167481	SEC 8 HOUSING ADMIN FY16	2016		(1,350,847.88)	1,279,918.10	(75,000.00)		(145,929.78)
167481	SEC 8 HOUSING ADMIN FY16	2017	(145,929.78)		157.34		142,250.23	(3,522.21)
167481	SEC 8 HOUSING ADMIN FY16	2018	(3,522.21)					(3,522.21)
				<u>(1,350,847.88)</u>	<u>1,280,075.44</u>	<u>(75,000.00)</u>	<u>142,250.23</u>	
167482	FSS COORDINATOR GRANT	2016		(44,621.00)	28,957.00			(15,664.00)
167482	FSS COORDINATOR GRANT	2017	(15,664.00)		15,664.00			0.00
				<u>(44,621.00)</u>	<u>44,621.00</u>	<u>0.00</u>	<u>0.00</u>	
176600	AGING TIII-A EDUC/TRNG 97	2015	.10	(.10)				0.00
176600	AGING TIII-A EDUC/TRNG 97	2016		.10				0.10
176600	AGING TIII-A EDUC/TRNG 97	2017	.10					0.10
176600	AGING TIII-A EDUC/TRNG 97	2018	.10					0.10
				<u>0.00</u>	<u>0.00</u>	<u>0.00</u>	<u>0.00</u>	
176738	MSC LEISURE ACTIVITY FY07	2015	(20,725.19)		12,816.30			(7,908.89)
176738	MSC LEISURE ACTIVITY FY07	2016	(7,908.89)		5,351.57			(2,557.32)
176738	MSC LEISURE ACTIVITY FY07	2017	(2,557.32)		2,557.32			0.00
				<u>0.00</u>	<u>20,725.19</u>	<u>0.00</u>	<u>0.00</u>	
176741	KUPUNA CARE PROGRAM	2017		(328,757.33)	393,666.76		109,324.97	174,234.40
176741	KUPUNA CARE PROGRAM	2018	174,234.40	(263,201.92)	96,486.21		66,446.44	73,965.13
				<u>(591,959.25)</u>	<u>490,152.97</u>	<u>0.00</u>	<u>175,771.41</u>	

County of Maui

Housing and Human Concerns

Grant Revenues & Expenditures Quarterly Report - by Index and Fiscal Year as of 12/31/2017

Index	Index Title	FY	Beginning Fund Balance	Revenue	Expenditures	Transfers In	Transfers Out	Ending Fund Balance
176757	ELDERLY LUNCH-A&B KOKUA	2017		(20,000.00)	17,186.99			(2,813.01)
176757	ELDERLY LUNCH-A&B KOKUA	2018	(2,813.01)		2,471.14			(341.87)
				<u>(20,000.00)</u>	<u>19,658.13</u>	<u>0.00</u>	<u>0.00</u>	
176758	ASSTD TRANSPORT PVT CONTRIB	2017		(16,106.38)	16,106.38			0.00
				<u>(16,106.38)</u>	<u>16,106.38</u>	<u>0.00</u>	<u>0.00</u>	
176759	CONGREGATE MEALS NSIP FY17	2017			12,485.00			12,485.00
176759	CONGREGATE MEALS NSIP FY17	2018	12,485.00		18,053.00	(30,538.00)		0.00
				<u>0.00</u>	<u>30,538.00</u>	<u>(30,538.00)</u>	<u>0.00</u>	
176760	CONGREGATE MLS PVT DONATION	2017		(89,699.85)	89,699.85			(0.00)
				<u>(89,699.85)</u>	<u>89,699.85</u>	<u>0.00</u>	<u>0.00</u>	
176761	HOME DELIVERED MEALS NSIP FY17	2017			30,538.00			30,538.00
176761	HOME DELIVERED MEALS NSIP FY17	2018	30,538.00			(30,538.00)		0.00
				<u>0.00</u>	<u>30,538.00</u>	<u>(30,538.00)</u>	<u>0.00</u>	
176762	HOME DEL MEALS PVT DONATION	2017		(98,243.97)	98,243.97			(0.00)
				<u>(98,243.97)</u>	<u>98,243.97</u>	<u>0.00</u>	<u>0.00</u>	
176763	LEISURE ACTIVITIES FY17	2017		(121,489.31)	19,126.85			(102,362.46)
176763	LEISURE ACTIVITIES FY17	2018	(102,362.46)					(102,362.46)
				<u>(121,489.31)</u>	<u>19,126.85</u>	<u>0.00</u>	<u>0.00</u>	
176764	ASSIST TRANSPORT-KUPUNA	2017			117,970.88	(117,970.88)		0.00
				<u>0.00</u>	<u>117,970.88</u>	<u>(117,970.88)</u>	<u>0.00</u>	
176765	CONGREGATE MEALS TITTLE III	2017			115,356.52	(115,356.52)		0.00
				<u>0.00</u>	<u>115,356.52</u>	<u>(115,356.52)</u>	<u>0.00</u>	
176766	HOME DELIVERED MEALS KUPUNA	2017			92,334.00	(92,334.00)		0.00
				<u>0.00</u>	<u>92,334.00</u>	<u>(92,334.00)</u>	<u>0.00</u>	
176767	HOME DELIVERED MLS TITLE III	2017			100,457.57	(100,457.57)		0.00
				<u>0.00</u>	<u>100,457.57</u>	<u>(100,457.57)</u>	<u>0.00</u>	
176769	AGING TITLE III PRGS	2017		(202,362.61)	253,860.32		133,828.44	185,326.15
176769	AGING TITLE III PRGS	2018	185,326.15	(209,908.87)	179,329.13		69,280.81	224,027.22
				<u>(412,271.48)</u>	<u>433,189.45</u>	<u>0.00</u>	<u>203,109.25</u>	
176771	RSVP RETIRED & SR VOL PRG	2017			14,974.55			14,974.55
176771	RSVP RETIRED & SR VOL PRG	2018	14,974.55	(30,269.00)	29,751.74			14,457.29
				<u>(30,269.00)</u>	<u>44,726.29</u>	<u>0.00</u>	<u>0.00</u>	

County of Maui

Housing and Human Concerns

Grant Revenues & Expenditures Quarterly Report - by Index and Fiscal Year as of 12/31/2017

Index	Index Title	FY	Beginning Fund Balance	Revenue	Expenditures	Transfers In	Transfers Out	Ending Fund Balance
176772	NUTRITION SVCS INCENTIVE	2017		(61,076.00)				(61,076.00)
176772	NUTRITION SVCS INCENTIVE	2018	(61,076.00)	(63,870.00)			61,076.00	(63,870.00)
				<u>(124,946.00)</u>	<u>0.00</u>	<u>0.00</u>	<u>61,076.00</u>	
176773	ELDER ABUSE PREVENTION SY17	2017			2,806.60			2,806.60
176773	ELDER ABUSE PREVENTION SY17	2018	2,806.60	(815.54)	(1,704.06)			287.00
				<u>(815.54)</u>	<u>1,102.54</u>	<u>0.00</u>	<u>0.00</u>	
177480	SEC 8 HOUSING VOUCHER FY17	2017		(18,125,176.76)	18,094,383.20		30,793.56	(0.00)
				<u>(18,125,176.76)</u>	<u>18,094,383.20</u>	<u>0.00</u>	<u>30,793.56</u>	
177481	SEC 8 HOUSING ADMIN FY17	2017		(1,366,149.75)	1,366,149.75			0.00
177481	SEC 8 HOUSING ADMIN FY17	2018			2.57			2.57
				<u>(1,366,149.75)</u>	<u>1,366,152.32</u>	<u>0.00</u>	<u>0.00</u>	
177712	SEC.8 FAMILY SELF-SUFFICIENT	2015	(77,369.16)	(360.40)	73,971.22	(63,416.84)		(67,175.18)
177712	SEC.8 FAMILY SELF-SUFFICIENT	2016	(67,175.18)	(689.94)	18,546.80	(34,908.04)		(84,226.36)
177712	SEC.8 FAMILY SELF-SUFFICIENT	2017	(84,226.36)	(1,048.09)	5,752.57	(30,793.56)		(110,315.44)
177712	SEC.8 FAMILY SELF-SUFFICIENT	2018	(110,315.44)	(785.28)		(19,513.00)		(130,613.72)
				<u>(2,883.71)</u>	<u>98,270.59</u>	<u>(148,631.44)</u>	<u>0.00</u>	
186408	ASSTD TRANSPORT F&E - COUNTY	2018			10,000.00	(10,000.00)		0.00
				<u>0.00</u>	<u>10,000.00</u>	<u>(10,000.00)</u>	<u>0.00</u>	
186612	AGING TIII-B DHHS 97/98	2015	1.26	(1.26)				0.00
186612	AGING TIII-B DHHS 97/98	2016		1.26				1.26
186612	AGING TIII-B DHHS 97/98	2017	1.26					1.26
186612	AGING TIII-B DHHS 97/98	2018	1.26					1.26
				<u>0.00</u>	<u>0.00</u>	<u>0.00</u>	<u>0.00</u>	
186646	AGING TIII-B 98 S/H POS	2015	3.00	(3.00)				0.00
				<u>(3.00)</u>	<u>0.00</u>	<u>0.00</u>	<u>0.00</u>	
186741	KUPUNA CARE PROGRAM	2018		(11,690.45)	50,141.20			38,450.75
				<u>(11,690.45)</u>	<u>50,141.20</u>	<u>0.00</u>	<u>0.00</u>	
186751	ASSISTED TRANSPORTN SH POS08	2015	(56,699.02)		14,532.49			(42,166.53)
186751	ASSISTED TRANSPORTN SH POS08	2016	(42,166.53)		8,395.19			(33,771.34)
186751	ASSISTED TRANSPORTN SH POS08	2017	(33,771.34)					(33,771.34)
186751	ASSISTED TRANSPORTN SH POS08	2018	(33,771.34)		28,948.03			(4,823.31)
				<u>0.00</u>	<u>51,875.71</u>	<u>0.00</u>	<u>0.00</u>	

County of Maui

Housing and Human Concerns

Grant Revenues & Expenditures Quarterly Report - by Index and Fiscal Year as of 12/31/2017

Index	Index Title	FY	Beginning Fund Balance	Revenue	Expenditures	Transfers In	Transfers Out	Ending Fund Balance
186757	ELDERLY LUNCH-A&B KOKUA	2018		(20,000.00)	20,000.00			0.00
				<u>(20,000.00)</u>	<u>20,000.00</u>	<u>0.00</u>	<u>0.00</u>	
186758	ASSTD TRANSPORT PVT CONTRIB	2018		(6,816.44)	4,908.17			(1,908.27)
				<u>(6,816.44)</u>	<u>4,908.17</u>	<u>0.00</u>	<u>0.00</u>	
186760	CONGREGATE MLS PVT DONATION	2018		(44,992.37)	37,822.71			(7,169.66)
				<u>(44,992.37)</u>	<u>37,822.71</u>	<u>0.00</u>	<u>0.00</u>	
186762	HOME DEL MEALS PVT DONATION	2018		(48,490.60)	38,780.60			(9,710.00)
				<u>(48,490.60)</u>	<u>38,780.60</u>	<u>0.00</u>	<u>0.00</u>	
186763	LEISURE ACTIVITIES FY18	2018		(50,199.69)	8,796.81			(41,402.88)
				<u>(50,199.69)</u>	<u>8,796.81</u>	<u>0.00</u>	<u>0.00</u>	
186764	ASSIST TRANSPORT-KUPUNA	2018		0.00	33,675.54	(27,957.83)		5,717.71
				<u>0.00</u>	<u>33,675.54</u>	<u>(27,957.83)</u>	<u>0.00</u>	
186765	CONGREGATE MEALS TITTLE III	2018		0.00	51,083.21	(32,653.51)		18,429.70
				<u>0.00</u>	<u>51,083.21</u>	<u>(32,653.51)</u>	<u>0.00</u>	
186766	HOME DEL MEALS KUPUNA	2018		0.00	95,913.33	(52,829.33)		43,084.00
				<u>0.00</u>	<u>95,913.33</u>	<u>(52,829.33)</u>	<u>0.00</u>	
186767	HOME DELIVERED MLS TITLE III	2018		0.00	27,460.59	(12,319.32)		15,141.27
				<u>0.00</u>	<u>27,460.59</u>	<u>(12,319.32)</u>	<u>0.00</u>	
186769	AGING TITLE III PRGS	2018		0.00	35,379.05			35,379.05
				<u>0.00</u>	<u>35,379.05</u>	<u>0.00</u>	<u>0.00</u>	
187480	SEC 8 HOUSING VOUCHER FY18	2018		(9,725,274.99)	9,100,473.20		19,513.00	(605,288.79)
				<u>(9,725,274.99)</u>	<u>9,100,473.20</u>	<u>0.00</u>	<u>19,513.00</u>	
187481	SEC 8 HOUSING ADMIN FY18	2018		(841,383.90)	606,647.39			(234,736.51)
				<u>(841,383.90)</u>	<u>606,647.39</u>	<u>0.00</u>	<u>0.00</u>	
187482	FSS COORDINATOR GRANT	2018		(11,214.00)	11,214.00			0.00
				<u>(11,214.00)</u>	<u>11,214.00</u>	<u>0.00</u>	<u>0.00</u>	
196718	HOME FFY08 ADMINISTRATION	2015	(26,430.35)					(26,430.35)
196718	HOME FFY08 ADMINISTRATION	2016	(26,430.35)	27,119.23	(688.88)			0.00
				<u>27,119.23</u>	<u>(688.88)</u>	<u>0.00</u>	<u>0.00</u>	
197741	SEC8 HSG ASST PYMTS(HAP)-NRA	2015	(608,662.60)	(2,000.97)		(93,294.91)	650,782.17	(53,176.31)
197741	SEC8 HSG ASST PYMTS(HAP)-NRA	2016	(53,176.31)	(629.83)		(300,798.84)		(354,604.98)
197741	SEC8 HSG ASST PYMTS(HAP)-NRA	2017	(354,604.98)	(523,624.50)	6,670.00	(231,186.76)		(1,102,746.24)

County of Maui

Housing and Human Concerns

Grant Revenues & Expenditures Quarterly Report - by Index and Fiscal Year as of 12/31/2017

Index	Index Title	FY	Beginning Fund Balance	Revenue	Expenditures	Transfers In	Transfers Out	Ending Fund Balance
197741	SEC8 HSG ASST PYMTS(HAP)-NRA	2018	(1,102,746.24)	(6,857.20)				(1,109,603.44)
				<u>(533,112.50)</u>	<u>6,670.00</u>	<u>(625,280.51)</u>	<u>650,782.17</u>	
197751	SEC8 HSG ASST PYMTS(ADM)-NRA	2015	(1,088,110.07)	(116,632.56)		(73,581.38)	260,000.00	(1,018,324.01)
197751	SEC8 HSG ASST PYMTS(ADM)-NRA	2016	(1,018,324.01)	15,093.99		(147,353.81)	75,000.00	(1,075,583.83)
197751	SEC8 HSG ASST PYMTS(ADM)-NRA	2017	(1,075,583.83)	(253,158.88)		(142,250.23)		(1,470,992.94)
197751	SEC8 HSG ASST PYMTS(ADM)-NRA	2018	(1,470,992.94)	(9,633.63)				(1,480,626.57)
				<u>(364,331.08)</u>	<u>0.00</u>	<u>(363,185.42)</u>	<u>335,000.00</u>	
	<b>Grand Total</b>			<b>(75,865,340.94)</b>	<b>73,874,116.10</b>	<b>(5,044,762.02)</b>	<b>4,970,298.02</b>	

County of Maui

Parks and Recreation

Grant Revenues & Expenditures Quarterly Report - by Index and Fiscal Year as of 12/31/2017

Index	Index Title	FY	Beginning Fund Balance	Revenue	Expenditures	Transfers In	Transfers Out	Ending Fund Balance
136221	2012 USTA WHEELCHAIR TENNIS	2015	(783.85)	0.00	783.85	0.00	0.00	0.00
146503	MAKENA LIFEGUARD SERVICES	2015	(19,534.63)	0.00	19,534.63	0.00	0.00	0.00
146508	WAR MEMORIAL STADIUM	2015	90,145.00	(90,145.00)	0.00	0.00	0.00	0.00
156503	MAKENA LIFEGUARD SERVICES	2015		(606,469.00)	456,904.12			(149,564.88)
156503	MAKENA LIFEGUARD SERVICES	2016	(149,564.88)		149,478.08			(86.80)
156503	MAKENA LIFEGUARD SERVICES	2017	(86.80)		86.80			0.00
				(606,469.00)	606,469.00	0.00	0.00	
156504	PLAY & LEARN SESSIONS (PALS)	2015		(62,896.84)	62,896.84			0.00
				(62,896.84)	62,896.84	0.00	0.00	
166215	BINHI AT ANI COMM CTR-DAGS06	2015		(58,561.30)	58,561.30			0.00
				(58,561.30)	58,561.30	0.00	0.00	
166795	PLAY & LEARN SESSIONS (PALS)	2016		(73,995.78)	73,995.78			0.00
				(73,995.78)	73,995.78	0.00	0.00	
166820	MAKENA LIFEGUARD SERVICES	2016		(606,469.00)	317,958.25			(288,510.75)
166820	MAKENA LIFEGUARD SERVICES	2017	(288,510.75)		288,510.75			0.00
				(606,469.00)	606,469.00	0.00	0.00	
176795	PLAY & LEARN SESSIONS (PALS)	2017		(75,215.85)	75,215.85			0.00
				(75,215.85)	75,215.85	0.00	0.00	
186795	PLAY & LEARN SESSIONS (PALS)	2018		(69,173.16)	69,173.16			0.00
				(69,173.16)	69,173.16	0.00	0.00	
<b>Grand Total</b>				<b>(1,642,925.93)</b>	<b>1,573,099.41</b>	<b>0.00</b>	<b>0.00</b>	

County of Maui

Public Works

Grant Revenues & Expenditures Quarterly Report - by Index and Fiscal Year as of 12/31/2017

Index	Index Title	FY	Beginning Fund Balance	Revenue	Expenditures	Transfers In	Transfers Out	Ending Fund Balance
106571	BRIDGE INSPCTN/APPR BRNBIS#44	2015	2,749.87					2,749.87
106571	BRIDGE INSPCTN/APPR BRNBIS#44	2016	2,749.87		(2,749.87)			0.00
				0.00	(2,749.87)	0.00	0.00	
116502	FHWA PROJS STATE REVIEWS	2015	24,470.21	(36,255.61)	74,939.04			63,153.64
116502	FHWA PROJS STATE REVIEWS	2016	63,153.64	(103,103.69)	66,865.04			26,914.99
116502	FHWA PROJS STATE REVIEWS	2017	26,914.99	8,436.15	69,908.33			105,259.47
116502	FHWA PROJS STATE REVIEWS	2018	105,259.47	(1,821.03)	6,110.37			109,548.81
				(132,744.18)	217,822.78	0.00	0.00	
136661	BRIDGE INSPECTN NBIS(057)	2015	103,890.00	(131,764.00)	51,890.00			24,016.00
136661	BRIDGE INSPECTN NBIS(057)	2016	24,016.00	(36,976.00)	12,960.00			0.00
				(168,740.00)	64,850.00	0.00	0.00	
136754	EPA SEAWEED REMOVAL	2015	(15,236.25)	15,236.25				0.00
				15,236.25	0.00	0.00	0.00	
146660	FHWA VARIOUS PROJECTS COUNTY	2015	(181,573.18)	(220,960.49)	433,125.41			30,591.74
146660	FHWA VARIOUS PROJECTS COUNTY	2016	30,591.74	(97,639.34)	64,938.47			(2,109.13)
146660	FHWA VARIOUS PROJECTS COUNTY	2017	(2,109.13)	(119,513.88)	137,145.85			15,522.84
146660	FHWA VARIOUS PROJECTS COUNTY	2018	15,522.84	(3,808.15)				11,714.69
				(441,921.86)	635,209.73	0.00	0.00	
166892	Complete Streets Training	2016		(10,000.00)	10,000.00			0.00
				(10,000.00)	10,000.00	0.00	0.00	
186892	SOH DAPARTMENT OF HEALTH	2018		(24,500.00)	8,365.15			(16,134.85)
				(24,500.00)	8,365.15	0.00	0.00	
<b>Grand Total</b>				<b>(762,669.79)</b>	<b>933,497.79</b>	<b>0.00</b>	<b>0.00</b>	



County of Maui

Transportation

Grant Revenues & Expenditures Quarterly Report - by Index and Fiscal Year as of 12/31/2017

Index	Index Title	FY	Beginning Fund Balance	Revenue	Expenditures	Transfers In	Transfers Out	Ending Fund Balance
116278	FTA 5309 FFY 2010 BUS & FCILTS	2015	754,149.73	(740,000.00)				14,149.73
116278	FTA 5309 FFY 2010 BUS & FCILTS	2016	14,149.73		(14,149.73)			0.00
				<u>(740,000.00)</u>	<u>(14,149.73)</u>	<u>0.00</u>	<u>0.00</u>	
126280	FTA RURAL TRNST ASSTNCE FFY12	2015	1,301.73					1,301.73
126280	FTA RURAL TRNST ASSTNCE FFY12	2016	1,301.73		2,163.56			3,465.29
126280	FTA RURAL TRNST ASSTNCE FFY12	2017	3,465.29		(868.29)			2,597.00
126280	FTA RURAL TRNST ASSTNCE FFY12	2018	2,597.00	(2,597.00)				0.00
				<u>(2,597.00)</u>	<u>1,295.27</u>	<u>0.00</u>	<u>0.00</u>	
136278	FTA5309 BUS & BUS FAC SGR	2015	2,334,542.00	(1,000,000.00)	445,458.00			1,780,000.00
136278	FTA5309 BUS & BUS FAC SGR	2016	1,780,000.00	(1,440,000.00)				340,000.00
136278	FTA5309 BUS & BUS FAC SGR	2017	340,000.00	(340,000.00)				0.00
				<u>(2,780,000.00)</u>	<u>445,458.00</u>	<u>0.00</u>	<u>0.00</u>	
136279	FTA#5309 FORMULA FUNDS PRG	2015	26,248.52		21,856.80			48,105.32
136279	FTA#5309 FORMULA FUNDS PRG	2016	48,105.32	(40,265.00)	116,208.00			124,048.32
136279	FTA#5309 FORMULA FUNDS PRG	2017	124,048.32	(124,049.00)	.68			0.00
				<u>(164,314.00)</u>	<u>138,065.48</u>	<u>0.00</u>	<u>0.00</u>	
136802	FTA5309 LIVABILITY PRG FY13	2015	683,037.00	(779,714.00)	96,677.00			0.00
				<u>(779,714.00)</u>	<u>96,677.00</u>	<u>0.00</u>	<u>0.00</u>	
146800	FTA SEC5311 NON-URBANIZED AREA	2015		(595,843.00)				(595,843.00)
146800	FTA SEC5311 NON-URBANIZED AREA	2016	(595,843.00)		500,125.00			(95,718.00)
146800	FTA SEC5311 NON-URBANIZED AREA	2017	(95,718.00)		95,718.00			0.00
				<u>(595,843.00)</u>	<u>595,843.00</u>	<u>0.00</u>	<u>0.00</u>	
146802	FTA RURAL TRNST ASST - RTAP	2015		(3,909.00)	6,746.62			2,837.62
146802	FTA RURAL TRNST ASST - RTAP	2016	2,837.62	(198.00)	3,074.38			5,714.00
146802	FTA RURAL TRNST ASST - RTAP	2017	5,714.00	(5,714.00)				0.00
				<u>(9,821.00)</u>	<u>9,821.00</u>	<u>0.00</u>	<u>0.00</u>	
146804	FTA PLANNING PROGRAM 5305 (e)	2015			94,942.59			94,942.59
146804	FTA PLANNING PROGRAM 5305 (e)	2016	94,942.59	(82,889.00)	36,388.48			48,442.07
146804	FTA PLANNING PROGRAM 5305 (e)	2017	48,442.07	(40,728.00)	(1,543.07)			6,171.00
146804	FTA PLANNING PROGRAM 5305 (e)	2018	6,171.00	(6,171.00)				0.00
				<u>(129,788.00)</u>	<u>129,788.00</u>	<u>0.00</u>	<u>0.00</u>	
166280	RURAL TRANSIT ASSTNC PRG06	2015		(263.00)				(263.00)
166280	RURAL TRANSIT ASSTNC PRG06	2016	(263.00)		263.00			0.00

County of Maui

Transportation

Grant Revenues & Expenditures Quarterly Report - by Index and Fiscal Year as of 12/31/2017

Index	Index Title	FY	Beginning Fund Balance	Revenue	Expenditures	Transfers In	Transfers Out	Ending Fund Balance
				(263.00)	263.00	0.00	0.00	
166905	FTA SEC5311 FFY2013 GRANT	2016			500,000.00			500,000.00
166905	FTA SEC5311 FFY2013 GRANT	2017	500,000.00	(500,000.00)				0.00
				(500,000.00)	500,000.00	0.00	0.00	
166906	FTA SEC5305 METROPOLITAN TRANS	2017		(96,628.32)	143,541.56			46,913.24
166906	FTA SEC5305 METROPOLITAN TRANS	2018	46,913.24	(100,000.00)	115,582.26			62,495.50
				(196,628.32)	259,123.82	0.00	0.00	
176908	FTA SEC5339 BUS/BUS FAC FORM	2017			70,528.00			70,528.00
176908	FTA SEC5339 BUS/BUS FAC FORM	2018	70,528.00	(70,528.00)	385,035.91			385,035.91
				(70,528.00)	455,563.91	0.00	0.00	
176909	FTA SEC5311 NON-URBANIZED	2017			522,101.22			522,101.22
176909	FTA SEC5311 NON-URBANIZED	2018	522,101.22	(520,390.00)	3,202.10			4,913.32
				(520,390.00)	525,303.32	0.00	0.00	
186912	FHWA MAUI MPO FY18 UPWP	2018			5,151.01			5,151.01
				0.00	5,151.01	0.00	0.00	
	<b>Grand Total</b>			<b>(6,489,886.32)</b>	<b>3,148,203.08</b>	<b>0.00</b>	<b>0.00</b>	

County of Maui

Environmental Management

Grant Revenues & Expenditures Quarterly Report - by Index and Fiscal Year as of 12/31/2017

Index	Index Title	FY	Beginning Fund Balance	Revenue	Expenditures	Transfers In	Transfers Out	Ending Fund Balance
136038	W MAUI RECYCLED WTR SYSTEM EXP	2015	(792,057.76)	(236,221.87)	479,925.64			(548,353.99)
136038	W MAUI RECYCLED WTR SYSTEM EXP	2016	(548,353.99)					(548,353.99)
136038	W MAUI RECYCLED WTR SYSTEM EXP	2017	(548,353.99)					(548,353.99)
136038	W MAUI RECYCLED WTR SYSTEM EXP	2018	(548,353.99)					(548,353.99)
				<u>(236,221.87)</u>	<u>479,925.64</u>	<u>0.00</u>	<u>0.00</u>	
136886	USED OIL RECOVERY FY2013	2015	4,298.59	(4,298.59)				0.00
				<u>(4,298.59)</u>	<u>0.00</u>	<u>0.00</u>	<u>0.00</u>	
146900	USED MOTOR OIL COLLECTION PRG	2015	38,216.61	(43,091.46)	4,874.85			0.00
				<u>(43,091.46)</u>	<u>4,874.85</u>	<u>0.00</u>	<u>0.00</u>	
146903	ELECTRONIC DEVICE RECYCLING	2015	12,859.57		10,950.00			23,809.57
146903	ELECTRONIC DEVICE RECYCLING	2016	23,809.57					23,809.57
146903	ELECTRONIC DEVICE RECYCLING	2017	23,809.57	(23,809.00)	(.57)			0.00
				<u>(23,809.00)</u>	<u>10,949.43</u>	<u>0.00</u>	<u>0.00</u>	
146904	GLASS RECOVERY PROGRAM	2015	25,761.01	(25,761.01)				0.00
				<u>(25,761.01)</u>	<u>0.00</u>	<u>0.00</u>	<u>0.00</u>	
146906	HYATT/W MAUI RECYCLED WATER	2015	(501,237.01)	25,761.01				(475,476.00)
146906	HYATT/W MAUI RECYCLED WATER	2016	(475,476.00)					(475,476.00)
146906	HYATT/W MAUI RECYCLED WATER	2017	(475,476.00)					(475,476.00)
146906	HYATT/W MAUI RECYCLED WATER	2018	(475,476.00)					(475,476.00)
				<u>25,761.01</u>	<u>0.00</u>	<u>0.00</u>	<u>0.00</u>	
146907	STARWOOD/W MAUI RECYCLED WATER	2015		(931,920.00)				(931,920.00)
146907	STARWOOD/W MAUI RECYCLED WATER	2016	(931,920.00)	(465,960.00)				(1,397,880.00)
146907	STARWOOD/W MAUI RECYCLED WATER	2017	(1,397,880.00)					(1,397,880.00)
146907	STARWOOD/W MAUI RECYCLED WATER	2018	(1,397,880.00)					(1,397,880.00)
				<u>(1,397,880.00)</u>	<u>0.00</u>	<u>0.00</u>	<u>0.00</u>	
156900	USED MOTOR OIL COLLECTION FY15	2015		(48,599.01)	63,000.00			14,400.99
156900	USED MOTOR OIL COLLECTION FY15	2016	14,400.99	(22,450.12)	8,125.00			75.87
156900	USED MOTOR OIL COLLECTION FY15	2017	75.87	(9,236.28)	9,160.41			0.00
				<u>(80,285.41)</u>	<u>80,285.41</u>	<u>0.00</u>	<u>0.00</u>	
156903	ELECTRONIC DEVICE RECYCLING	2015			100,000.00			100,000.00
156903	ELECTRONIC DEVICE RECYCLING	2016	100,000.00					100,000.00
156903	ELECTRONIC DEVICE RECYCLING	2017	100,000.00	(100,000.40)	.40			0.00

County of Maui

Environmental Management


Grant Revenues & Expenditures Quarterly Report - by Index and Fiscal Year as of 12/31/2017

Index	Index Title	FY	Beginning Fund Balance	Revenue	Expenditures	Transfers In	Transfers Out	Ending Fund Balance
				<u>(100,000.40)</u>	<u>100,000.40</u>	<u>0.00</u>	<u>0.00</u>	
156907	GLASS RECOVERY PROGRAM	2015		(111,060.00)	74,040.00			(37,020.00)
156907	GLASS RECOVERY PROGRAM	2016	(37,020.00)					(37,020.00)
156907	GLASS RECOVERY PROGRAM	2017	<u>(37,020.00)</u>	<u>(4,877.59)</u>	<u>41,897.59</u>			<u>(0.00)</u>
				<u>(115,937.59)</u>	<u>115,937.59</u>	<u>0.00</u>	<u>0.00</u>	
166709	ADVANCE GLASS DISPOSAL FEE	2016			55,333.32			55,333.32
166709	ADVANCE GLASS DISPOSAL FEE	2017	55,333.32	<u>(83,000.00)</u>	<u>27,666.68</u>			<u>0.00</u>
				<u>(83,000.00)</u>	<u>83,000.00</u>	<u>0.00</u>	<u>0.00</u>	
166710	ELECTRONIC DEVICE RECYCLING	2016			50,000.00			50,000.00
166710	ELECTRONIC DEVICE RECYCLING	2017	<u>50,000.00</u>	<u>(49,417.55)</u>	<u>(582.45)</u>			<u>0.00</u>
				<u>(49,417.55)</u>	<u>49,417.55</u>	<u>0.00</u>	<u>0.00</u>	
176907	GLASS RECOVERY PROGRAM	2017			99,100.00			99,100.00
176907	GLASS RECOVERY PROGRAM	2018	<u>99,100.00</u>	<u>(99,100.00)</u>				<u>0.00</u>
				<u>(99,100.00)</u>	<u>99,100.00</u>	<u>0.00</u>	<u>0.00</u>	
<b>Grand Total</b>				<b>(2,233,041.87)</b>	<b>1,023,490.87</b>	<b>0.00</b>	<b>0.00</b>	

---

## III. Expenditures

---



**County of Maui**  
**Statement of Appropriations and Expenditures**  
**Operations by Activity**  
**Fiscal Year Ending 6/30/17 - as of 12/31/2017**

Activity		Prior Year	Amended	Year	Current	Balance	% of	
* Program	** Fund	*** Department	Encumbrance	Annual	to Date	Encumbrance	Balance	
			6/30/2016	Estimate	Expended	12/31/2017	Available	
							% of	
							Budget	
							Available	
<b>County Council</b>								
01000		Council services	302,857	6,513,029	2,216,023	453,222	4,146,643	63.7 %
<b>010</b>	<b>*</b>	<b>COUNCIL SERVICES PROGRAM</b>	<b>302,857</b>	<b>6,513,029</b>	<b>2,216,023</b>	<b>453,222</b>	<b>4,146,643</b>	<b>63.7 %</b>
01300		COUNTY AUDITOR PROGRAM	255,084	1,189,949	437,575	85,962	921,496	77.4 %
<b>013</b>	<b>*</b>	<b>COUNTY AUDITOR PROGRAM</b>	<b>255,084</b>	<b>1,189,949</b>	<b>437,575</b>	<b>85,962</b>	<b>921,496</b>	<b>77.4 %</b>
<b>Fund **</b>	<b>GENERAL FUND</b>		<b>557,941</b>	<b>7,702,978</b>	<b>2,653,598</b>	<b>539,184</b>	<b>5,068,139</b>	<b>65.8 %</b>
<b>Dept ***</b>	<b>County Council</b>		<b>557,941</b>	<b>7,702,978</b>	<b>2,653,598</b>	<b>539,184</b>	<b>5,068,139</b>	<b>65.8 %</b>
<b>County Clerk</b>								
02000		County clerk	157,869	1,633,439	402,484	115,925	1,272,901	77.9 %
<b>020</b>	<b>*</b>	<b>COUNTY CLERK PROGRAM</b>	<b>157,869</b>	<b>1,633,439</b>	<b>402,484</b>	<b>115,925</b>	<b>1,272,901</b>	<b>77.9 %</b>
<b>Fund **</b>	<b>GENERAL FUND</b>		<b>157,869</b>	<b>1,633,439</b>	<b>402,484</b>	<b>115,925</b>	<b>1,272,901</b>	<b>77.9 %</b>
<b>Dept ***</b>	<b>County Clerk</b>		<b>157,869</b>	<b>1,633,439</b>	<b>402,484</b>	<b>115,925</b>	<b>1,272,901</b>	<b>77.9 %</b>
<b>Office of the Mayor</b>								
03000		Office of mayor administration	15,599	1,513,768	729,287	65,813	734,269	48.5 %
<b>030</b>	<b>*</b>	<b>OFFICE OF MAYOR ADMIN PROGRAM</b>	<b>15,599</b>	<b>1,513,768</b>	<b>729,287</b>	<b>65,813</b>	<b>734,269</b>	<b>48.5 %</b>
04000		Economic development	6,962	974,253	506,670	43,920	430,625	44.2 %
04001		Molokai economic dev & cultura	95,667	140,000	53,718	94,569	87,380	62.4 %
04009		Agriculture promotion	104,052	227,000	88,287	58,681	184,084	81.1 %
04010		Aquaculture & marine resources	4,803			4,803		-
04011		Film industry promotions		115,000	82,175	1,172	31,652	27.5 %
04013		Maui county farm bureau	221,171	295,000	121,049	100,122	295,000	100.0 %
04014		Maui economic development boar	312,701	800,000	312,701	800,000		0.0 %
04015		Maui visitors bureau		4,000,000	2,000,000	2,000,000		0.0 %
04017		Small business/high tech promo	1,244	65,000	7,449	11,155	47,640	73.3 %
04030		Maui arts & cultural center		318,000			318,000	100.0 %

**County of Maui**  
**Statement of Appropriations and Expenditures**  
**Operations by Activity**  
**Fiscal Year Ending 6/30/17 - as of 12/31/2017**

Activity	Prior Year	Amended	Year	Current	Balance	% of
* Program ** Fund *** Department	Encumbrance	Annual	to Date	Encumbrance	Available	Budget
	6/30/2016	Estimate	Expended	12/31/2017		Available
04037 Business research library	39,866	70,000	28,917	10,949	70,000	100.0 %
04039 Hui o waa kaulua	57,448		57,448			-
04054 Environmental protection	965,291	1,440,000	669,263	607,080	1,128,948	78.4 %
04057 East Maui econ dev/cultural	40,700	100,000	13,846	48,854	78,000	78.0 %
04066 UH tropical ag/human resources	78,788	75,000		78,788	75,000	100.0 %
04068 MEO bus dev cp microenterprise	119,343	265,000	107,522	276,821		0.0 %
04070 Maui nui botanical gardens	80,773	150,000	80,773	150,000		0.0 %
04079 Maui Arts&Cult Capital	962,151	400,000		962,151	400,000	100.0 %
04081 Grnt-Maui comm theater-lao imp	53,045	53,045	38,824	14,221	53,045	100.0 %
04082 Maui soil/water conservation		175,000	43,750	131,250		0.0 %
04083 Soil/water conservation-Moloka	2,200	22,000		24,200		0.0 %
04092 CULTURAL & ARTS PROGRAM	16,129		4,911	11,218		-
04093 Molokai Livestock Cooperative	15,922			15,922		-
04094 Academy of Hospitality & Touri	13,500		1,782	11,718		-
04106 Ke Ao I Ka Makani Ho'eha'ili		75,000			75,000	100.0 %
04113 Ka Ipu Kukui fellows leadrshp		25,000		25,000		0.0 %
04117 Renewable energy programs	10,000	175,000	25,084	20,000	139,916	80.0 %
04118 Grnts Friends of Maui H School	36,862	65,000		36,862	65,000	100.0 %
04122 4-H UPCOUNTRY FAIR	1				1	-
04124 HANA ARTS	20,000	20,000	20,000		20,000	100.0 %
04125 Maui Eco Dev Brd-Maui HS prg m	29,386	45,000	4,319	25,068	45,000	100.0 %
04126 COQUI FROG ERADICATION PRJ	265,992	750,000	55,524	210,468	750,000	100.0 %
04130 HAI-MAK-PAI ECO DEVT&CULTURAL	39,386	175,000	57,323	93,122	63,941	36.5 %
04135 Ma Ka Hana Ka Ike-OED	90,000	90,000	90,000	90,000		0.0 %
04138 SMaui economic dev & cultura		100,000	4,389	16,000	79,611	79.6 %
04139 Festivals of aloha		80,000	79,352	648		0.0 %
04140 WMaui economic dev & cultura		100,000	11,043	67,346	21,611	21.6 %
04142 CMaui economic dev & cultura		75,000	5,669	2,816	66,515	88.7 %
04144 250TH CELEB OF QUEEN KAAHUMANU		100,000			100,000	100.0 %



**County of Maui**  
**Statement of Appropriations and Expenditures**  
**Operations by Activity**  
**Fiscal Year Ending 6/30/17 - as of 12/31/2017**

Activity	Prior Year	Amended	Year	Current	Balance	% of
* Program ** Fund *** Department	Encumbrance	Annual	to Date	Encumbrance	Available	Budget
	6/30/2016	Estimate	Expended	12/31/2017		Available
04145 Lanai eco dev & cultural prgs	89,605	200,000	55,439	56,853	177,313	88.7 %
04148 SISTER CITY PROGRAM	17,086	15,000		17,086	15,000	100.0 %
04149 WAILUKU FIRST FRIDAY EVENTS		25,000			25,000	100.0 %
04151 Maui Film Festival	25,000	25,000	25,000		25,000	100.0 %
04152 Lahaina Boat Day	5,635	25,000	8,515	22,120		0.0 %
04154 Made in maui county festival		100,000		100,000		0.0 %
04404 Economic dev initiatives prg	9,908		5,934	3,975		-
32169 Arts education/innovative prg		424,360			424,360	100.0 %
<b>040 * MAYOR ADMIN ECONOMIC DEV PRGMS</b>	<b>3,830,617</b>	<b>12,373,658</b>	<b>4,666,676</b>	<b>6,244,958</b>	<b>5,292,642</b>	<b>42.8 %</b>
12300 BUDGET	12,442	472,990	213,341		272,091	57.5 %
<b>123 * BUDGET PROGRAM</b>	<b>12,442</b>	<b>472,990</b>	<b>213,341</b>	<b>0</b>	<b>272,091</b>	<b>57.5 %</b>
<b>Fund ** GENERAL FUND</b>	<b>3,858,658</b>	<b>14,360,416</b>	<b>5,609,304</b>	<b>6,310,771</b>	<b>6,299,002</b>	<b>43.9 %</b>
04156 MOKUULA/MOKUHINIA RESTORATION		400,000			400,000	100.0 %
<b>040 * MAYOR ADMIN ECONOMIC DEV PRGMS</b>	<b>0</b>	<b>400,000</b>	<b>0</b>	<b>0</b>	<b>400,000</b>	<b>100.0 %</b>
<b>Fund ** SPECIAL REVENUE FUND</b>	<b>0</b>	<b>400,000</b>	<b>0</b>	<b>0</b>	<b>400,000</b>	<b>100.0 %</b>
<b>Dept *** Office of the Mayor</b>	<b>3,858,658</b>	<b>14,760,416</b>	<b>5,609,304</b>	<b>6,310,771</b>	<b>6,699,002</b>	<b>45.4 %</b>
<b>Management</b>						
06000 Management	177,261	1,025,489	485,349	129,315	588,087	57.3 %
32178 West maui veterans club		4,000		4,000		0.0 %
<b>060 * MANAGEMENT PROGRAM</b>	<b>177,261</b>	<b>1,029,489</b>	<b>485,349</b>	<b>133,315</b>	<b>588,087</b>	<b>57.1 %</b>
06500 Management information systems	2,961,716	9,573,745	4,161,845	4,178,577	4,195,039	43.8 %
<b>065 * MANAGEMENT INFORMATION SYSTEMS</b>	<b>2,961,716</b>	<b>9,573,745</b>	<b>4,161,845</b>	<b>4,178,577</b>	<b>4,195,039</b>	<b>43.8 %</b>
06600 Geographic information systems	5,234			5,234		-
<b>066 * GEOGRAPHIC INFORMATION SYSTEMS</b>	<b>5,234</b>	<b>0</b>	<b>0</b>	<b>5,234</b>	<b>0</b>	<b>--</b>

**County of Maui**  
**Statement of Appropriations and Expenditures**  
**Operations by Activity**  
**Fiscal Year Ending 6/30/17 - as of 12/31/2017**

Activity * Program ** Fund *** Department	Prior Year Encumbrance 6/30/2016	Amended Annual Estimate	Year to Date Expended	Current Encumbrance 12/31/2017	Balance Available	% of Budget Available
<b>Fund ** GENERAL FUND</b>	<b>3,144,211</b>	<b>10,603,234</b>	<b>4,647,194</b>	<b>4,317,126</b>	<b>4,783,126</b>	<b>45.1 %</b>
<b>Dept *** Management</b>	<b>3,144,211</b>	<b>10,603,234</b>	<b>4,647,194</b>	<b>4,317,126</b>	<b>4,783,126</b>	<b>45.1 %</b>
<b>Corporation Counsel</b>						
07000 Legal services	62,024	4,203,609	1,788,187	246,116	2,231,330	53.1 %
<b>070 * LEGAL SERVICES PROGRAM</b>	<b>62,024</b>	<b>4,203,609</b>	<b>1,788,187</b>	<b>246,116</b>	<b>2,231,330</b>	<b>53.1 %</b>
<b>Fund ** GENERAL FUND</b>	<b>62,024</b>	<b>4,203,609</b>	<b>1,788,187</b>	<b>246,116</b>	<b>2,231,330</b>	<b>53.1 %</b>
<b>Dept *** Corporation Counsel</b>	<b>62,024</b>	<b>4,203,609</b>	<b>1,788,187</b>	<b>246,116</b>	<b>2,231,330</b>	<b>53.1 %</b>
<b>Prosecuting Attorney</b>						
08000 Prosecutors administration	(86,117)	881,453	434,811	64,811	295,713	33.5 %
<b>080 * PROSECUTORS ADMIN PROGRAM</b>	<b>(86,117)</b>	<b>881,453</b>	<b>434,811</b>	<b>64,811</b>	<b>295,713</b>	<b>33.5 %</b>
09000 General prosecution	8,336	5,881,479	2,929,787	4,504	2,955,525	50.3 %
<b>090 * GENERAL PROSECUTION PROGRAM</b>	<b>8,336</b>	<b>5,881,479</b>	<b>2,929,787</b>	<b>4,504</b>	<b>2,955,525</b>	<b>50.3 %</b>
<b>Fund ** GENERAL FUND</b>	<b>(77,781)</b>	<b>6,762,932</b>	<b>3,364,598</b>	<b>69,315</b>	<b>3,251,238</b>	<b>48.1 %</b>
<b>Dept *** Prosecuting Attorney</b>	<b>(77,781)</b>	<b>6,762,932</b>	<b>3,364,598</b>	<b>69,315</b>	<b>3,251,238</b>	<b>48.1 %</b>
<b>Finance</b>						
10000 Finance Administration	1,500	709,748	304,300	1,887	405,063	57.1 %
<b>100 * FINANCE ADMIN PROGRAM</b>	<b>1,500</b>	<b>709,748</b>	<b>304,300</b>	<b>1,887</b>	<b>405,063</b>	<b>57.1 %</b>
11000 Treasury	116,340	1,226,723	558,633	105,795	678,636	55.3 %
<b>110 * TREASURY PROGRAM</b>	<b>116,340</b>	<b>1,226,723</b>	<b>558,633</b>	<b>105,795</b>	<b>678,636</b>	<b>55.3 %</b>
12000 Accounts	181,090	1,361,942	645,403	373,223	524,406	38.5 %
<b>120 * ACCOUNTS PROGRAM</b>	<b>181,090</b>	<b>1,361,942</b>	<b>645,403</b>	<b>373,223</b>	<b>524,406</b>	<b>38.5 %</b>
13000 Purchasing	10,331	447,129	216,318	30,561	210,582	47.1 %

**County of Maui**  
**Statement of Appropriations and Expenditures**  
**Operations by Activity**  
**Fiscal Year Ending 6/30/17 - as of 12/31/2017**

Activity	Prior Year	Amended	Year	Current	Balance	% of
* Program ** Fund *** Department	Encumbrance	Annual	to Date	Encumbrance	Available	Budget
	6/30/2016	Estimate	Expended	12/31/2017		Available
<b>130 * PURCHASING PROGRAM</b>	<b>10,331</b>	<b>447,129</b>	<b>216,318</b>	<b>30,561</b>	<b>210,582</b>	<b>47.1 %</b>
14000 Financial services	1,079,386	6,483,005	2,976,316	768,152	3,817,929	58.9 %
14003 CW svc ctr-annual lease costs		570,000	276,425	282,176	11,399	2.0 %
<b>140 * FINANCIAL SERVICES</b>	<b>1,079,386</b>	<b>7,053,005</b>	<b>3,252,741</b>	<b>1,050,328</b>	<b>3,829,328</b>	<b>54.3 %</b>
17001 Countywide fringe benefits	252,454	93,976,551	37,056,321	260,541	56,912,143	60.6 %
17002 Interfund Fringe Reimbursement		(20,535,928)	(9,031,465)		(11,504,463)	56.0 %
17003 Bond issuance & debt services	21,644	5,104,967	24,856	5,969	5,095,787	99.8 %
17005 Supplemental transfer golf		2,153,414	1,076,707		1,076,707	50.0 %
17006 Supplemental transfer solidwst		14,952,702	7,476,351		7,476,351	50.0 %
17009 Insurance & self insurance	701,400	12,700,000	4,286,060	633,339	8,482,002	66.8 %
17012 Open space, natural resources		3,031,757	3,031,757			0.0 %
17013 CW affordable housing fund		6,063,514	6,063,514			0.0 %
17014 Countywide general costs	(5,940)	1,409,577	551,217	149,506	702,912	49.9 %
17015 Overhead reimbursement		(21,176,292)	(10,706,725)		(10,469,567)	49.4 %
17019 Post-Employment Obligations Fd		17,000,000	17,000,000			0.0 %
<b>170 * COUNTY WIDE COSTS PROGRAM</b>	<b>969,558</b>	<b>114,680,262</b>	<b>56,828,593</b>	<b>1,049,355</b>	<b>57,771,872</b>	<b>50.4 %</b>
<b>Fund ** GENERAL FUND</b>	<b>2,358,205</b>	<b>125,478,809</b>	<b>61,805,988</b>	<b>2,611,149</b>	<b>63,419,887</b>	<b>50.5 %</b>
17003 Bond issuance & debt services		38,366,446	16,448,151		21,918,296	57.1 %
<b>170 * COUNTY WIDE COSTS PROGRAM</b>	<b>0</b>	<b>38,366,446</b>	<b>16,448,151</b>	<b>0</b>	<b>21,918,296</b>	<b>57.1 %</b>
<b>Fund ** DEBT SERVICE FUND</b>	<b>0</b>	<b>38,366,446</b>	<b>16,448,151</b>	<b>0</b>	<b>21,918,296</b>	<b>57.1 %</b>
<b>Dept *** Finance</b>	<b>2,358,205</b>	<b>163,845,255</b>	<b>78,254,139</b>	<b>2,611,149</b>	<b>85,338,183</b>	<b>52.1 %</b>
<b>Personnel Services</b>						
18000 Personnel services	40,579	1,649,870	735,454	94,241	860,754	52.2 %
<b>180 * PERSONNEL SERVICES PROGRAM</b>	<b>40,579</b>	<b>1,649,870</b>	<b>735,454</b>	<b>94,241</b>	<b>860,754</b>	<b>52.2 %</b>
<b>Fund ** GENERAL FUND</b>	<b>40,579</b>	<b>1,649,870</b>	<b>735,454</b>	<b>94,241</b>	<b>860,754</b>	<b>52.2 %</b>

**County of Maui**  
**Statement of Appropriations and Expenditures**  
**Operations by Activity**  
**Fiscal Year Ending 6/30/17 - as of 12/31/2017**

Activity * Program ** Fund *** Department	Prior Year Encumbrance 6/30/2016	Amended Annual Estimate	Year to Date Expended	Current Encumbrance 12/31/2017	Balance Available	% of Budget Available
<b>Dept *** Personnel Services</b>	<b>40,579</b>	<b>1,649,870</b>	<b>735,454</b>	<b>94,241</b>	<b>860,754</b>	<b>52.2 %</b>
<b>Planning</b>						
19000 Planning	121,167	5,294,233	2,536,360	307,498	2,571,542	48.6 %
19006 General plan update	56,213			56,213		-
19021 Maui redevelopment agency	25,265	333,500	57,900	186,022	114,843	34.4 %
19035 UH-Maui Sea Grant		104,000		104,000		0.0 %
19039 Development mitigation fee stu	15,280			15,280		-
19042 Small Town Planning	15,178			15,178		-
19063 Cultural resource management		25,000			25,000	100.0 %
19067 Envrnmtl assmnts-Planning	4,164			4,164		-
<b>190 * PLANNING PROGRAM</b>	<b>237,267</b>	<b>5,756,733</b>	<b>2,594,260</b>	<b>688,355</b>	<b>2,711,385</b>	<b>47.1 %</b>
<b>Fund ** GENERAL FUND</b>	<b>237,267</b>	<b>5,756,733</b>	<b>2,594,260</b>	<b>688,355</b>	<b>2,711,385</b>	<b>47.1 %</b>
<b>Dept *** Planning</b>	<b>237,267</b>	<b>5,756,733</b>	<b>2,594,260</b>	<b>688,355</b>	<b>2,711,385</b>	<b>47.1 %</b>
<b>Police</b>						
26000 Police administration	45,597	4,817,028	2,470,517	138,291	2,253,820	46.8 %
<b>260 * POLICE ADMINISTRATION PROGRAM</b>	<b>45,597</b>	<b>4,817,028</b>	<b>2,470,517</b>	<b>138,291</b>	<b>2,253,820</b>	<b>46.8 %</b>
27000 Investigative service	68,640	11,020,274	5,015,221	172,597	5,901,099	53.5 %
<b>270 * INVESTIGATIVE SERVICE PROGRAM</b>	<b>68,640</b>	<b>11,020,274</b>	<b>5,015,221</b>	<b>172,597</b>	<b>5,901,099</b>	<b>53.5 %</b>
28000 Uniformed patrol services	649,053	29,282,751	14,748,984	257,441	14,925,382	51.0 %
<b>280 * UNIFORMED PATROL SERVICES PROG</b>	<b>649,053</b>	<b>29,282,751</b>	<b>14,748,984</b>	<b>257,441</b>	<b>14,925,382</b>	<b>51.0 %</b>
29000 Technical & support services	910,635	9,639,935	4,951,503	886,989	4,712,076	48.9 %
<b>290 * TECHNICAL &amp; SUPPORT SVCS PROG</b>	<b>910,635</b>	<b>9,639,935</b>	<b>4,951,503</b>	<b>886,989</b>	<b>4,712,076</b>	<b>48.9 %</b>
<b>Fund ** GENERAL FUND</b>	<b>1,673,925</b>	<b>54,759,988</b>	<b>27,186,225</b>	<b>1,455,318</b>	<b>27,792,377</b>	<b>50.8 %</b>
<b>Dept *** Police</b>	<b>1,673,925</b>	<b>54,759,988</b>	<b>27,186,225</b>	<b>1,455,318</b>	<b>27,792,377</b>	<b>50.8 %</b>

**County of Maui**  
**Statement of Appropriations and Expenditures**  
**Operations by Activity**  
**Fiscal Year Ending 6/30/17 - as of 12/31/2017**

Activity * Program ** Fund *** Department	Prior Year Encumbrance 6/30/2016	Amended Annual Estimate	Year to Date Expended	Current Encumbrance 12/31/2017	Balance Available	% of Budget Available
<b>Fire and Public Safety</b>						
22000 Fire control admin & maint	29,957	1,829,062	949,444	30,955	878,621	48.0 %
<b>220 * FIRE CONTROL ADMIN/MAINT PROG</b>	<b>29,957</b>	<b>1,829,062</b>	<b>949,444</b>	<b>30,955</b>	<b>878,621</b>	<b>48.0 %</b>
23000 Fire control training	122,837	1,093,292	448,925	122,162	645,039	59.0 %
<b>230 * FIRE CONTROL TRAINING PROGRAM</b>	<b>122,837</b>	<b>1,093,292</b>	<b>448,925</b>	<b>122,162</b>	<b>645,039</b>	<b>59.0 %</b>
24000 Fire rescue operations	1,233,279	27,963,093	16,103,998	570,531	12,521,849	44.8 %
<b>240 * FIRE RESCUE OPERATIONS PROGRAM</b>	<b>1,233,279</b>	<b>27,963,093</b>	<b>16,103,998</b>	<b>570,531</b>	<b>12,521,849</b>	<b>44.8 %</b>
25000 Fire prevention	5,640	873,535	309,922	9,671	559,581	64.1 %
<b>250 * FIRE PREVENTION PROGRAM</b>	<b>5,640</b>	<b>873,535</b>	<b>309,922</b>	<b>9,671</b>	<b>559,581</b>	<b>64.1 %</b>
25200 Ocean safety adm/ocean safety	36,853	3,551,622	1,739,175	9,968	1,839,332	51.8 %
<b>252 * OCEAN SAFETY PROGRAM</b>	<b>36,853</b>	<b>3,551,622</b>	<b>1,739,175</b>	<b>9,968</b>	<b>1,839,332</b>	<b>51.8 %</b>
<b>Fund ** GENERAL FUND</b>	<b>1,428,566</b>	<b>35,310,604</b>	<b>19,551,464</b>	<b>743,287</b>	<b>16,444,422</b>	<b>46.6 %</b>
<b>Dept *** Fire and Public Safety</b>	<b>1,428,566</b>	<b>35,310,604</b>	<b>19,551,464</b>	<b>743,287</b>	<b>16,444,422</b>	<b>46.6 %</b>
<b>Emergency Management Agency</b>						
21000 Civil defense	59,324	576,495	239,523	63,535	332,760	57.7 %
21003 GRNT AMERICAN RED CROSS		25,000	25,000			0.0 %
<b>210 * CIVIL DEFENSE PROGRAM</b>	<b>59,324</b>	<b>601,495</b>	<b>264,523</b>	<b>63,535</b>	<b>332,760</b>	<b>55.3 %</b>
<b>Fund ** GENERAL FUND</b>	<b>59,324</b>	<b>601,495</b>	<b>264,523</b>	<b>63,535</b>	<b>332,760</b>	<b>55.3 %</b>
<b>Dept *** Emergency Management Agency</b>	<b>59,324</b>	<b>601,495</b>	<b>264,523</b>	<b>63,535</b>	<b>332,760</b>	<b>55.3 %</b>
<b>Liquor Control</b>						
20000 Liquor control general	27,848	2,062,115	777,924	71,050	1,240,991	60.2 %
20002 Liquor admin overhead charges		1,088,039	414,915		673,124	61.9 %
<b>200 * LIQUOR CONTROL GENERAL PROG</b>	<b>27,848</b>	<b>3,150,154</b>	<b>1,192,839</b>	<b>71,050</b>	<b>1,914,115</b>	<b>60.8 %</b>

**County of Maui**  
**Statement of Appropriations and Expenditures**  
**Operations by Activity**  
**Fiscal Year Ending 6/30/17 - as of 12/31/2017**

Activity * Program ** Fund *** Department	Prior Year Encumbrance 6/30/2016	Amended Annual Estimate	Year to Date Expended	Current Encumbrance 12/31/2017	Balance Available	% of Budget Available
<b>Fund ** GENERAL FUND</b>	<b>27,848</b>	<b>3,150,154</b>	<b>1,192,839</b>	<b>71,050</b>	<b>1,914,115</b>	<b>60.8 %</b>
<b>Dept *** Liquor Control</b>	<b>27,848</b>	<b>3,150,154</b>	<b>1,192,839</b>	<b>71,050</b>	<b>1,914,115</b>	<b>60.8 %</b>
<b>Housing and Human Concerns</b>						
30000 Housing & human concerns admin	7,516	454,836	219,125	11,771	231,456	50.9 %
<b>300 * HSG &amp; HUMAN CONCERNS ADM PROG</b>	<b>7,516</b>	<b>454,836</b>	<b>219,125</b>	<b>11,771</b>	<b>231,456</b>	<b>50.9 %</b>
31000 Housing	5,839	574,998	258,750	41,311	280,774	48.8 %
31006 Affordable rental housing prg		1,000,000	500,000	500,000		0.0 %
31007 Hale Mahaolu-Homeownership/hsg		80,000	20,332	59,668		0.0 %
<b>310 * HOUSING PROGRAM</b>	<b>5,839</b>	<b>1,654,998</b>	<b>779,082</b>	<b>600,979</b>	<b>280,774</b>	<b>17.0 %</b>
32000 Human concerns - general	52,990	5,213,157	2,430,423	192,153	2,643,576	50.7 %
32001 Hana Youth Center, Inc		147,041	73,521	73,521		0.0 %
32011 Women helping women		220,000	110,000	110,000		0.0 %
32012 Early childhood		170,195	89,000	58,707	22,488	13.2 %
32014 Substance abuse	36,195	500,000	176,275	254,920	105,000	21.0 %
32015 E Malama I Na Keiki preschool		86,335	43,168	43,168		0.0 %
32016 Homelessness programs	134,120	1,000,000	554,571	546,549	33,000	3.3 %
32017 Maui adult day care center		358,440	179,220	179,220		0.0 %
32018 MCC cooperative education	1,876		1,876			-
32019 MEO Headstart after school		245,040			245,040	100.0 %
32020 MEO headstart summer	18,025	180,250		18,025	180,250	100.0 %
32022 Community partnership grants	19,799		1,049	18,750		-
32025 Lanai Youth Center	2,247	172,086	86,043	88,290		0.0 %
32029 Kihei Youth Center		245,285	122,643	122,643		0.0 %
32034 Youth	15,553	89,833	41,278	25,775	38,333	42.7 %
32036 Maui family support services		65,564		65,564		0.0 %
32039 J. Walter Cameron center expsn	23,250	90,000		23,250	90,000	100.0 %
32040 Big brothers & sisters		105,892	52,946	52,946		0.0 %

**County of Maui**  
**Statement of Appropriations and Expenditures**  
**Operations by Activity**  
**Fiscal Year Ending 6/30/17 - as of 12/31/2017**

Activity	Prior Year	Amended	Year	Current	Balance	% of
* Program ** Fund *** Department	Encumbrance	Annual	to Date	Encumbrance	Available	Budget
	6/30/2016	Estimate	Expended	12/31/2017		Available
32058 Mental health associaiton		50,000	25,000	25,000		0.0 %
32062 Self sufficiency	5,194	95,000	8,206	91,337	651	0.7 %
32064 Hana community association	15,632	84,863	42,400	58,095		0.0 %
32070 MEO infant toddler care		97,850			97,850	100.0 %
32084 Maui community food bank		400,000	200,000	200,000		0.0 %
32085 Maui arts & performing academy		15,000	7,500	7,500		0.0 %
32088 Hui Malama learning center		282,843	120,724	162,119		0.0 %
32090 FAM SPT-TEEN VOICES	4,262	42,630		4,262	42,630	100.0 %
32094 Salvation Army		140,000	70,000	70,000		0.0 %
32100 Grant for Molokai Youth Ctr		257,500	128,750	128,750		0.0 %
32102 IMUA FAMILY SERVICES		36,050	16,326	19,724		0.0 %
32104 Paia Youth Council, Inc		230,978	173,234	57,745		0.0 %
32106 Boys/Girls Club of Maui, Inc		1,026,910	513,455	513,455		0.0 %
32109 Maui Farm	3,017	240,000	120,000	123,017		0.0 %
32110 YOUTH ALCOHOL EDUC AWARENESS	25,000	100,000	50,000	50,000	25,000	25.0 %
32111 Coalition for Drug Free Lanai		43,272	21,636	21,636		0.0 %
32116 MEO ENLACE HISPANO PROGRAM		95,464	47,732	47,732		0.0 %
32117 Lahaina tutoring project		11,000	2,750	8,250		0.0 %
32119 Volunter ctr project graduation		47,741		47,741		0.0 %
32120 Ohana Makamae	8,164	81,636	8,164	81,636		0.0 %
32127 National Kidney Foundation/HI		25,000	6,250	18,750		0.0 %
32130 Lanai women's center		82,610	61,958	20,653		0.0 %
32135 Grnts/Disb-Svcs-Frail/Elderly	330,364	777,508	337,914	636,978	132,980	17.1 %
32138 BOYS/GIRLS CLUB PAUKUKALO		75,000			75,000	100.0 %
32142 MEO UNDERAGE DRINKING		50,000	25,000	25,000		0.0 %
32146 MEO Planning&Coordinating		82,925	41,463	41,463		0.0 %
32149 Grnt-Best Buddies prgrm		85,000	42,500	42,500		0.0 %
32150 MEO B.E.S.T. REINTEGRATION		100,000	50,000	50,000		0.0 %
32152 HALE MAKUA		200,000		200,000		0.0 %

**County of Maui**  
**Statement of Appropriations and Expenditures**  
**Operations by Activity**  
**Fiscal Year Ending 6/30/17 - as of 12/31/2017**

Activity	Prior Year	Amended	Year	Current	Balance	% of
* Program ** Fund *** Department	Encumbrance	Annual	to Date	Encumbrance	Available	Budget
	6/30/2016	Estimate	Expended	12/31/2017		Available
32156 LANAI YOUTH CTR FACILITY	100,000	100,000	15,000	85,000	100,000	100.0 %
32158 Hawaiian Kamalii Inc.		18,672		18,672		0.0 %
32159 MEO youth services		200,850	100,425	100,425		0.0 %
32160 MAUI YOUTH & FAMILY SVC, INC	75,000		75,000			-
32162 FEED MY SHEEP		100,000	25,000	75,000		0.0 %
32163 Hale mahaolu personal care prg	103,000	103,000		103,000	103,000	100.0 %
32167 Special Olympics Hawaii grnts		35,000	17,500	17,500		0.0 %
32171 MENTAL HEALTH KOKUA	50,000	100,000		150,000		0.0 %
32172 ROMAN CATHOLIC CHURCH SOH	3,000		3,000			-
32179 Food, shelter & safty grants	54,050	800,000	441,029	388,821	24,200	3.0 %
<b>320 * HUMAN CONCERNS PROGRAM</b>	<b>1,080,738</b>	<b>15,203,420</b>	<b>6,759,929</b>	<b>5,565,242</b>	<b>3,958,998</b>	<b>26.0 %</b>
33000 Animal management		90,000	45,000	45,000		0.0 %
33003 Animal Sheltering Program	10,300	939,302	482,901	466,701		0.0 %
33006 ANIMAL ENFORCEMENT PROGRAM	6,176	569,057	325,399	249,835		0.0 %
33010 Grant 2 Molokai Humane Society	13,281	137,634	252	13,029	137,634	100.0 %
33012 Grant 2 Lanai Animal Rescue		5,000	5,000			0.0 %
<b>330 * ANIMAL MANAGMENT PROGRAM</b>	<b>29,757</b>	<b>1,740,993</b>	<b>858,552</b>	<b>774,565</b>	<b>137,634</b>	<b>7.9 %</b>
<b>Fund ** GENERAL FUND</b>	<b>1,123,850</b>	<b>19,054,247</b>	<b>8,616,688</b>	<b>6,952,557</b>	<b>4,608,862</b>	<b>24.2 %</b>
<b>Dept *** Housing and Human Concerns</b>	<b>1,123,850</b>	<b>19,054,247</b>	<b>8,616,688</b>	<b>6,952,557</b>	<b>4,608,862</b>	<b>24.2 %</b>
<b>Parks and Recreation</b>						
34000 Parks & recreation administrat	45,471	2,132,176	941,513	44,994	1,191,139	55.9 %
34002 MCCC workline		117,000		117,000		0.0 %
34012 Lahaina restoration foundation		184,904	44,768	140,136		0.0 %
34016 Lahaina Rtrn Capital	55,317		1,500	53,817		-
34019 Tom Morrow Equestrian Arena	15,999			15,999		-
34021 Peahi Maintenance		25,000			25,000	100.0 %
<b>340 * PARKS &amp; REC ADMIN PROG</b>	<b>116,787</b>	<b>2,459,080</b>	<b>987,781</b>	<b>371,946</b>	<b>1,216,139</b>	<b>49.5 %</b>



**County of Maui**  
**Statement of Appropriations and Expenditures**  
**Operations by Activity**  
**Fiscal Year Ending 6/30/17 - as of 12/31/2017**

Activity		Prior Year	Amended	Year	Current	Balance	% of
* Program	** Fund	*** Department	Encumbrance	Annual	to Date	Encumbrance	Budget
			6/30/2016	Estimate	Expended	12/31/2017	Available
							Available
35000		Park maintenance	241,192		22,434	218,759	-
<b>350</b>	<b>*</b>	<b>PARK MAINTENANCE PROGRAM</b>	<b>241,192</b>	<b>0</b>	<b>22,434</b>	<b>218,759</b>	<b>0</b>
35300		PARKS PROGRAM	1,016,947	5,816,446	2,699,292	823,013	3,311,093
<b>353</b>	<b>*</b>	<b>PARKS PROGRAM</b>	<b>1,016,947</b>	<b>5,816,446</b>	<b>2,699,292</b>	<b>823,013</b>	<b>3,311,093</b>
36000		Planning & development	51,287		8,749	42,538	-
<b>360</b>	<b>*</b>	<b>PLANNING &amp; DEVELOPMENT PROGRAM</b>	<b>51,287</b>	<b>0</b>	<b>8,749</b>	<b>42,538</b>	<b>0</b>
37000		Recreation & support services	616,194	20,501,492	9,671,965	1,858,289	9,587,434
<b>370</b>	<b>*</b>	<b>RECREATION &amp; SUPPORT SVCS PROG</b>	<b>616,194</b>	<b>20,501,492</b>	<b>9,671,965</b>	<b>1,858,289</b>	<b>9,587,434</b>
38000		PALS	13,775		6,375	7,400	-
<b>380</b>	<b>*</b>	<b>PALS PROGRAM</b>	<b>13,775</b>	<b>0</b>	<b>6,375</b>	<b>7,400</b>	<b>0</b>
40000		Aquatics	12,656		4,368	9,793	(1,505)
<b>400</b>	<b>*</b>	<b>AQUATICS PROGRAM</b>	<b>12,656</b>	<b>0</b>	<b>4,368</b>	<b>9,793</b>	<b>(1,505)</b>
<b>Fund</b>	<b>**</b>	<b>GENERAL FUND</b>	<b>2,068,838</b>	<b>28,777,018</b>	<b>13,400,964</b>	<b>3,331,738</b>	<b>14,113,161</b>
34020		Lahaina restoration Park Asses	500,000		104,241	395,759	-
<b>340</b>	<b>*</b>	<b>PARKS &amp; REC ADMIN PROG</b>	<b>500,000</b>	<b>0</b>	<b>104,241</b>	<b>395,759</b>	<b>0</b>
<b>Fund</b>	<b>**</b>	<b>SPECIAL REVENUE FUND</b>	<b>500,000</b>	<b>0</b>	<b>104,241</b>	<b>395,759</b>	<b>0</b>
42000		Waiehu golf course	329,955	1,871,870	753,803	467,817	980,206
42002		Waiehu golf ERS & FICA		272,024	108,004		164,020
42003		Waiehu golf health fund		173,443	78,354		95,089
42004		Waiehu golf admin overhead		1,176,047	581,334		594,713
42005		Waiehu golf debt service		231,022	115,511		115,511
42007		Golf contribution to OPEB		80,853	40,427		40,427
<b>420</b>	<b>*</b>	<b>WAIIEHU GOLF COURSE PROGRAM</b>	<b>329,955</b>	<b>3,805,259</b>	<b>1,677,433</b>	<b>467,817</b>	<b>1,989,966</b>

**County of Maui**  
**Statement of Appropriations and Expenditures**  
**Operations by Activity**  
**Fiscal Year Ending 6/30/17 - as of 12/31/2017**

Activity * Program ** Fund *** Department	Prior Year Encumbrance 6/30/2016	Amended Annual Estimate	Year to Date Expended	Current Encumbrance 12/31/2017	Balance Available	% of Budget Available
<b>Fund ** ENTERPRISE FUND</b>	<b>329,955</b>	<b>3,805,259</b>	<b>1,677,433</b>	<b>467,817</b>	<b>1,989,966</b>	<b>52.3 %</b>
<b>Dept *** Parks and Recreation</b>	<b>2,898,793</b>	<b>32,582,277</b>	<b>15,182,638</b>	<b>4,195,314</b>	<b>16,103,127</b>	<b>49.4 %</b>
<b>Public Works</b>						
43000 Public works administration	5,176	589,314	248,981	5,176	340,333	57.8 %
<b>430 * PUBLIC WORKS ADMIN PROGRAM</b>	<b>5,176</b>	<b>589,314</b>	<b>248,981</b>	<b>5,176</b>	<b>340,333</b>	<b>57.8 %</b>
44000 Engineering	576,143	3,783,194	1,766,488	448,161	2,144,686	56.7 %
<b>440 * ENGINEERING PROGRAM</b>	<b>576,143</b>	<b>3,783,194</b>	<b>1,766,488</b>	<b>448,161</b>	<b>2,144,686</b>	<b>56.7 %</b>
45000 Special maintenance	296,176	3,233,825	1,444,684	374,558	1,710,758	52.9 %
<b>450 * SPECIAL MAINTENANCE PROGRAM</b>	<b>296,176</b>	<b>3,233,825</b>	<b>1,444,684</b>	<b>374,558</b>	<b>1,710,758</b>	<b>52.9 %</b>
46000 Development services admin	25,649	2,344,453	1,035,194	24,597	1,310,312	55.9 %
<b>460 * DEVELOPMENT SERVICES ADMINSTRN</b>	<b>25,649</b>	<b>2,344,453</b>	<b>1,035,194</b>	<b>24,597</b>	<b>1,310,312</b>	<b>55.9 %</b>
<b>Fund ** GENERAL FUND</b>	<b>903,144</b>	<b>9,950,786</b>	<b>4,495,347</b>	<b>852,492</b>	<b>5,506,089</b>	<b>55.3 %</b>
50000 Highway administration		893,565	272,995	980	619,590	69.3 %
50002 Highway ERS & FICA		2,224,726	877,791		1,346,935	60.5 %
50003 Highway health fund		1,408,873	651,197		757,676	53.8 %
50004 Highway debt service		5,271,441	2,635,721		2,635,721	50.0 %
50005 Highway admin overhead		4,636,722	2,329,141		2,307,581	49.8 %
50007 Supplemental trfs general fund		1,023,886	511,943		511,943	50.0 %
50011 Highways contribution to OPEB		661,248	330,624		330,624	50.0 %
<b>500 * HIGHWAY ADMINISTRATION PROGRAM</b>	<b>0</b>	<b>16,120,461</b>	<b>7,609,412</b>	<b>980</b>	<b>8,510,070</b>	<b>52.8 %</b>
51000 Road/bridge/drain maintenance	650,241	13,448,432	5,002,866	501,397	8,594,414	63.9 %
<b>510 * ROAD/BRIDGE/DRAIN MAINT PROG</b>	<b>650,241</b>	<b>13,448,432</b>	<b>5,002,866</b>	<b>501,397</b>	<b>8,594,414</b>	<b>63.9 %</b>
52000 Traffic signs & marking	94,338	1,480,369	664,027	11,223	899,459	60.8 %

**County of Maui**  
**Statement of Appropriations and Expenditures**  
**Operations by Activity**  
**Fiscal Year Ending 6/30/17 - as of 12/31/2017**

Activity * Program ** Fund *** Department	Prior Year Encumbrance 6/30/2016	Amended Annual Estimate	Year to Date Expended	Current Encumbrance 12/31/2017	Balance Available	% of Budget Available
520 * TRAFFIC SIGNS/MARKING PROGRAM	94,338	1,480,369	664,027	11,223	899,459	60.8 %
53000 Garage services	19,193		14,817	3,842	533	-
530 * GARAGE SERVICES PROGRAM	19,193	0	14,817	3,842	533	-
Fund ** SPECIAL REVENUE FUND	763,772	31,049,262	13,291,122	517,442	18,004,476	58.0 %
Dept *** Public Works	1,666,916	41,000,048	17,786,469	1,369,934	23,510,565	57.3 %
<b>Transportation</b>						
65000 TRANSPORTATION ADMIN/GEN FUND	150,583	1,194,759	439,594	606,124	299,625	25.1 %
650 * TRANSPORTATION	150,583	1,194,759	439,594	606,124	299,625	25.1 %
65301 HUMAN SVC TRANS/GEN FUND	13,012	6,180,013	3,103,019	3,090,007		0.0 %
653 * HUMAN SERVICE TRANSPORTN PRG	13,012	6,180,013	3,103,019	3,090,007	0	0.0 %
65900 AIR AMBULANCE PRG/GEN FUND		672,215	672,215			0.0 %
659 * AIR AMBULANCE PROGRAM	0	672,215	672,215	0	0	0.0 %
Fund ** GENERAL FUND	163,595	8,046,987	4,214,828	3,696,131	299,625	3.7 %
65001 TRANSPORTATION ADMIN/HWY FUND	286,968	400,000	146,259	191,771	348,938	87.2 %
125 * ADMINISTRATION PROGRAM	286,968	400,000	146,259	191,771	348,938	87.2 %
65034 TRANSPORTATION SHELTER CLEAN'G	7,095			7,095		-
65039 PUBLIC TRANSIT/HIGHWAY FUND	714,914	10,860,015	5,380,113	5,433,992	760,827	7.0 %
655 * PUBLIC TRANSIT PROGRAM	722,009	10,860,015	5,380,113	5,441,087	760,827	7.0 %
Fund ** SPECIAL REVENUE FUND	1,008,977	11,260,015	5,526,372	5,632,858	1,109,765	9.9 %
Dept *** Transportation	1,172,572	19,307,002	9,741,200	9,328,989	1,409,390	7.3 %
<b>Environmental Management</b>						
54000 Environmental mgt administratn	3,000	620,678	286,161	49,044	288,474	46.5 %

**County of Maui**  
**Statement of Appropriations and Expenditures**  
**Operations by Activity**  
**Fiscal Year Ending 6/30/17 - as of 12/31/2017**

Activity		Prior Year	Amended	Year	Current	Balance	% of	
* Program	** Fund	*** Department	Encumbrance	Annual	to Date	Encumbrance	Balance	Budget
			6/30/2016	Estimate	Expended	12/31/2017	Available	Available
<b>540</b>	<b>*</b>	<b>ENVIRONMENTAL MGT ADMIN PRGRAM</b>	<b>3,000</b>	<b>620,678</b>	<b>286,161</b>	<b>49,044</b>	<b>288,474</b>	<b>46.5 %</b>
<b>Fund</b>	<b>**</b>	<b>GENERAL FUND</b>	<b>3,000</b>	<b>620,678</b>	<b>286,161</b>	<b>49,044</b>	<b>288,474</b>	<b>46.5 %</b>
54205		MALAMA MAUI NUI		155,500	77,500	77,500	500	0.3 %
54219		EP & S SOLID WASTE ALTERNATIVE	509,843	7,033,196	2,549,176	3,717,145	1,276,720	18.2 %
<b>542</b>	<b>*</b>	<b>ENV PROTECTION &amp; SUBSTAINABILI</b>	<b>509,843</b>	<b>7,188,696</b>	<b>2,626,676</b>	<b>3,794,645</b>	<b>1,277,220</b>	<b>17.8 %</b>
55000		Wastewater administration	125,669	2,865,143	1,283,261	144,921	1,562,631	54.5 %
55002		Wastewater ERS & FICA		2,182,001	872,185		1,309,816	60.0 %
55003		Wastewater health fund		1,381,816	643,001		738,815	53.5 %
55004		Wastewater debt service		10,476,973	5,238,486		5,238,487	50.0 %
55005		Wastewater admin overhead		3,948,960	1,997,038		1,951,922	49.4 %
55008		Wastewater contributn to OPEB		648,549	324,275		324,275	50.0 %
55009		Wastewater reimb-GF-DEM admin		563,873	563,873			0.0 %
55010		CW SEWER CI RESERVE FUND		1,659,979	1,659,979			0.0 %
<b>550</b>	<b>*</b>	<b>WASTEWATER ADMIN PROGRAM</b>	<b>125,669</b>	<b>23,727,294</b>	<b>12,582,098</b>	<b>144,921</b>	<b>11,125,946</b>	<b>46.9 %</b>
56000		Wastewater reclamation	2,568,681	22,230,020	12,081,055	1,589,124	11,128,522	50.1 %
<b>560</b>	<b>*</b>	<b>WASTEWATER RECLAMATION PROGRAM</b>	<b>2,568,681</b>	<b>22,230,020</b>	<b>12,081,055</b>	<b>1,589,124</b>	<b>11,128,522</b>	<b>50.1 %</b>
60000		Solid waste administration	7,149	1,283,380	581,793	94,561	614,174	47.9 %
60002		Solid waste ERS & FICA		1,748,195	727,429		1,020,766	58.4 %
60003		Solid waste health fund		1,103,059	538,670		564,389	51.2 %
60004		Solid waste debt service		4,381,775	2,190,888		2,190,887	50.0 %
60005		Solid waste admin overhead		4,554,793	2,468,349		2,086,444	45.8 %
60007		Solidwaste contributn to OPEB		519,610	247,944		271,666	52.3 %
60008		Solidwaste reimb-GF-DEM admin		328,587	328,587			0.0 %
<b>600</b>	<b>*</b>	<b>SOLID WASTE ADMINISTRATION</b>	<b>7,149</b>	<b>13,919,399</b>	<b>7,083,660</b>	<b>94,561</b>	<b>6,748,326</b>	<b>48.5 %</b>
60200		Solidwaste operations	909,942	12,913,175	5,190,626	3,496,673	5,135,821	39.8 %

**County of Maui**  
**Statement of Appropriations and Expenditures**  
**Operations by Activity**  
**Fiscal Year Ending 6/30/17 - as of 12/31/2017**

Activity * Program ** Fund *** Department	Prior Year Encumbrance 6/30/2016	Amended Annual Estimate	Year to Date Expended	Current Encumbrance 12/31/2017	Balance Available	% of Budget Available
<b>602 * SOLIDWASTE OPERATIONS</b>	<b>909,942</b>	<b>12,913,175</b>	<b>5,190,626</b>	<b>3,496,673</b>	<b>5,135,821</b>	<b>39.8 %</b>
<b>Fund ** SPECIAL REVENUE FUND</b>	<b>4,121,284</b>	<b>79,978,584</b>	<b>39,564,115</b>	<b>9,119,924</b>	<b>35,415,835</b>	<b>44.3 %</b>
<b>Dept *** Environmental Management</b>	<b>4,124,284</b>	<b>80,599,262</b>	<b>39,850,276</b>	<b>9,168,968</b>	<b>35,704,309</b>	<b>44.3 %</b>
<b>Water Supply</b>						
70001 Water Administration	651,812	9,645,322	3,657,272	273,031	6,366,834	66.0 %
70004 Leeward Haleakala Forest Restn	250,572	198,000	81,583	168,551	198,438	100.2 %
70006 West Maui Partnershp-UH watrsd	378,941	350,000	17,558	350,000	361,384	103.3 %
70007 East Molokai Watershed Partner	163,751	250,000	45,726	368,025		0.0 %
70009 Miconia Containment & Removal	250,000	250,000	111,956	138,044	250,000	100.0 %
70010 East Maui Watershed Protection	587,035	516,000	244,765	342,224	516,046	100.0 %
70030 CW WATERSHED PROTECTION	105,334	98,000		105,334	98,000	100.0 %
70031 Puu Kukui Watershed Preserve	268,264	300,000	118,272	122,357	327,635	109.2 %
70032 HONOKOWAI/WAHIKULI WATERSHED	57,295	75,000	57,295	75,000		0.0 %
70036 Auwahi forest restoration proj	37,000	37,000	3,353	33,647	37,000	100.0 %
70037 Hawaii agriculture research ct	47,421	68,000	20,732	94,689		0.0 %
<b>700 * WATER ADMINISTRATION PROGRAM</b>	<b>2,797,425</b>	<b>11,787,322</b>	<b>4,358,512</b>	<b>2,070,902</b>	<b>8,155,337</b>	<b>69.2 %</b>
70701 Water Debt Service Expenses		6,000,000	2,588,275		3,411,725	56.9 %
70702 Water Insurance Expenses		475,000	5,458		469,542	98.9 %
70703 Water Overhead Charges		5,681,736	2,840,868		2,840,868	50.0 %
70704 Water Employee Fringe Benefits		7,010,444	2,985,115		4,025,329	57.4 %
70705 Water Refund for Mainline Exp		500,000			500,000	100.0 %
70707 Water Department Wide Expense		1,121,088	321,977		799,111	71.3 %
<b>707 * WATER DEPARTMENT WIDE EXPENSES</b>	<b>0</b>	<b>20,788,268</b>	<b>8,741,693</b>	<b>0</b>	<b>12,046,575</b>	<b>57.9 %</b>
70901 Water Field Operations	1,254,793	29,428,715	11,767,530	1,510,666	17,405,314	59.1 %
<b>709 * WATER OPERATIONS PROGRAM</b>	<b>1,254,793</b>	<b>29,428,715</b>	<b>11,767,530</b>	<b>1,510,666</b>	<b>17,405,314</b>	<b>59.1 %</b>
<b>Fund ** UTILITY ENTERPRISE FUND</b>	<b>4,052,218</b>	<b>62,004,305</b>	<b>24,867,735</b>	<b>3,581,568</b>	<b>37,607,226</b>	<b>60.7 %</b>


**County of Maui**  
**Statement of Appropriations and Expenditures**  
**Operations by Activity**  
**Fiscal Year Ending 6/30/17 - as of 12/31/2017**

Activity * Program ** Fund *** Department	Prior Year Encumbrance 6/30/2016	Amended Annual Estimate	Year to Date Expended	Current Encumbrance 12/31/2017	Balance Available	% of Budget Available
Dept *** Water Supply	<u>4,052,218</u>	<u>62,004,305</u>	<u>24,867,735</u>	<u>3,581,568</u>	<u>37,607,226</u>	<u>60.7 %</u>
COUNTY AUDITOR						
Grand Total	28,567,269	565,287,848	264,289,275	51,922,702	277,643,211	49.1 %

---

## III. Expenditures

---





**County of Maui**  
**Statement of Appropriations and Expenditures**  
**Grant Programs**  
**Fiscal Year Ending 6/30/2017 - as of 12/31/2017**

Index		Prior Year	Amended	Year	Current	Balance	% of	
* Program	** Fund	*** Department	Encumbrance / Carryover	Budget / Lapses	to Date Expended	Encumbrance 12/31/2017	Available	Budget Available
<b>Office of the Mayor</b>								
186037	2016 HAWAII SEVERE STORMS		743,477				743,477	100.0 %
<b>030</b>	<b>* OFFICE OF MAYOR ADMIN PROGRAM</b>		<b>743,477</b>	<b>0</b>	<b>0</b>	<b>0</b>	<b>743,477</b>	<b>100.0 %</b>
136187	HAWAII ST COMM/STATUS WOMEN		598				598	100.0 %
146302	WKFORCE INVESTMENT ACT DWP		14,497	(14,497)		11,087	(11,087)	-
166123	DLNR M'LAEA HARBOR SEWAGE P/O			(30,000)	(30,000)			0.0 %
166124	NOAA/HIHWNMS-MAALAEA HARBOR SW			(10,000)	(10,000)			0.0 %
166785	HAWAII ST COMM/STATUS WOMEN		726				726	100.0 %
166810	WKFORCE INNOVATN OPPORTUNITY		24,732		7,109		17,623	71.3 %
166816	HTA PRODUCT ENRICHMENT CY16		500	(500)				-
166817	WIOA ADULT&DISLOCATED WORKER		37,372		9,825		27,547	73.7 %
166818	WIOA ADMIN PY2015		3,985		3,847		138	3.5 %
176810	WIOA YOUTH ACTIVITIES		191,553		76,690	57,427	57,436	30.0 %
176816	HTA COUNTY PRODUCT ENRICHMENT		26,782		22,164		4,618	17.2 %
176817	WIOA ADULT PROGRAM		182,339		68,779	49,267	64,293	35.3 %
176818	WIOA ADMIN PY2016		15,350		13,316		2,034	13.3 %
176821	WIOA DISLOCATED WORKER		151,808		66,717	26,724	58,367	38.4 %
186785	HAWAII ST COMM/STATUS WOMEN			3,000	543		2,457	81.9 %
186810	WIOA YOUTH ACTIVITIES			177,431			177,431	100.0 %
186817	WIOA ADULT PROGRAM			159,613			159,613	100.0 %
186818	WIOA ADMIN PY2017			53,902	18,725		35,177	65.3 %
186819	2017 MADE IN MAUI CO FESTIVAL			5,000			5,000	100.0 %
186821	WIOA DISLOCATED WORKER			148,087			148,087	100.0 %
<b>032</b>	<b>* MAYORS OFFICE STATE GRANTS</b>		<b>650,242</b>	<b>492,036</b>	<b>247,715</b>	<b>144,505</b>	<b>750,058</b>	<b>65.7 %</b>
146347	KHAKO RENEWAL PRJ PH-1		20,497			20,497		0.0 %
156346	CDBG PROGRAM ADMIN FY15		91				91	100.0 %
166811	HO'OLEHUA PUMPER		1,553	(1,553)				-
166813	LCHC NEW FACILITY		361,273	(122,620)			238,653	100.0 %
166814	WHW EMERGENCY SHELTER REHAB		4,525				4,525	100.0 %
166815	CDBG PROGRAM ADMIN FY16		1,200		1,192		8	0.7 %
166821	CAMERON CTR REHAB & IMPRVTS			122,620		122,620		0.0 %

**County of Maui**  
**Statement of Appropriations and Expenditures**  
**Grant Programs**  
**Fiscal Year Ending 6/30/2017 - as of 12/31/2017**

Index		Prior Year	Amended	Year	Current	Balance	% of	
* Program	** Fund	*** Department	Encumbrance / Carryover	Budget / Lapses	to Date Expended	Encumbrance 12/31/2017	Available	Budget Available
176062		HOUSING REHAB LOAN PROJECT INC	11,967		11,863		104	0.9 %
176803		MEO MOLOKAI SHUTTLE SVC BUS B	10,164				10,164	100.0 %
176808		LAHAINA SURF PRESERVATION	203,893		120,763	83,130		0.0 %
176811		THE MAUI FARM REHABILITATION	287,576		4,415	283,161		0.0 %
176812		KHAKO STAIRCASE SAFETY	386,775		118,939	267,836		0.0 %
176814		CAMERON CTR REHAB & IMPRVMT	247,030			247,030		0.0 %
176815		CDBG PROGRAM ADMIN FY17	19,541		19,294		247	1.3 %
186811		KHAKO RENEWAL PRJ PH II		296,944		296,944		0.0 %
186815		CDBG PROGRAM ADMIN FY18		360,620	157,577	1,209	201,833	56.0 %
186822		HALE MAHAOLU EWALU SR CTR		550,000		550,000		0.0 %
186823		HALE MAKUA KAHULUI GEN UPGRADE		270,465		270,465		0.0 %
186824		REHABILITATION OF MFSS BLDG		325,070		325,070		0.0 %
<b>035</b>	<b>*</b>	<b>HUD - CDBG GRANTS</b>	<b>1,556,085</b>	<b>1,801,546</b>	<b>434,043</b>	<b>2,467,962</b>	<b>455,625</b>	<b>13.6 %</b>
<b>Fund</b>	<b>**</b>	<b>SPECIAL REVENUE FUND</b>	<b>2,949,804</b>	<b>2,293,582</b>	<b>681,758</b>	<b>2,612,467</b>	<b>1,949,160</b>	<b>37.2 %</b>
<b>Dept</b>	<b>***</b>	<b>Office of the Mayor</b>	<b>2,949,804</b>	<b>2,293,582</b>	<b>681,758</b>	<b>2,612,467</b>	<b>1,949,160</b>	<b>37.2 %</b>
<b>Management</b>								
<b>Prosecuting Attorney</b>								
166877		SOH GRANT-IN-AID	31,002	(55,695)	(24,693)			0.0 %
176871		VICTIM/WITNESS ASSISTANCE PRG	2,092		207		1,885	90.1 %
186871		VICTIM/WITNESS ASSISTANCE PRG		64,864	46,496		18,368	28.3 %
186872		CAREER CRIMINAL PROGRAM		144,736	65,571		79,165	54.7 %
<b>081</b>	<b>*</b>	<b>PROSECTORS STATE GRANTS</b>	<b>33,094</b>	<b>153,905</b>	<b>87,581</b>	<b>0</b>	<b>99,418</b>	<b>53.2 %</b>
156608		E BYRNE MEMORIAL JAG FY15	57,488		35,320		22,168	38.6 %
166826		ASSET FORFEITURES PROGRAM		40,000	17,427		22,573	56.4 %
166836		ASSET FORFEITURES PROGRAM	211		(1,541)		1,752	830.3 %
166873		DEFENDANT/WITNESS TRIAL PRG	38,166		16,413	938	20,815	54.5 %
166874		PROSECUTORS TRAINING PRG	50,000				50,000	100.0 %
166875		HIGHWAY SAFETY/IMPAIRED DRVG	2,816				2,816	100.0 %
166876		HIGHWAY SAFETY/TRAFFIC RECORDS	4,505				4,505	100.0 %
176835		SPCL NEEDS ADVOCACY PRG	8,417	(200)	8,216		1	0.0 %

**County of Maui**  
**Statement of Appropriations and Expenditures**  
**Grant Programs**  
**Fiscal Year Ending 6/30/2017 - as of 12/31/2017**

Index		Prior Year	Amended	Year	Current	Balance	% of	
* Program	** Fund	*** Department	Encumbrance / Carryover	Budget / Lapses	to Date Expended	Encumbrance 12/31/2017	Available	Budget Available
176860	SPCL NEEDS ADVOC SUPPLEMENTAL		613,407		245,390	124,107	243,910	39.8 %
176878	DPA 2017 TRAFFIC RECORDS		6,778	2,858	5,800		3,835	39.8 %
176880	MAUI PROSECUTORS OFFICE		14,545		11,737		2,808	19.3 %
186878	DPA 2018 TRAFFIC RECORDS			8,490			8,490	100.0 %
186879	DOMESTIC VIOLENCE INVESTIGATIO			53,022	37,989		15,033	28.4 %
<b>082</b>	<b>* PROSECUTORS SH/FEDERAL GRANTS</b>		<b>796,333</b>	<b>104,170</b>	<b>376,751</b>	<b>125,045</b>	<b>398,706</b>	<b>44.3 %</b>
<b>Fund</b>	<b>** SPECIAL REVENUE FUND</b>		<b>829,427</b>	<b>258,075</b>	<b>464,332</b>	<b>125,045</b>	<b>498,124</b>	<b>45.8 %</b>
<b>Dept</b>	<b>*** Prosecuting Attorney</b>		<b>829,427</b>	<b>258,075</b>	<b>464,332</b>	<b>125,045</b>	<b>498,124</b>	<b>45.8 %</b>
<b>Finance</b>								
176724	STATE DISABILITY & COMM		11,504		40		11,464	99.7 %
176725	COMML DRIVER'S LICENSE FY17		861			861		0.0 %
186734	STATE DISABILITY & COMM			12,038	5,604		6,434	53.4 %
186735	COMML DRIVER'S LICENSE FY18			548,321	278,764		269,557	49.2 %
186736	PERIODIC MTR VEH INSPTN FY18			478,028	236,038		241,990	50.6 %
186739	STATE IDENTIFICATION PROGRAM			212,445	96,217		116,228	54.7 %
186740	STATE MOTOR VEH REGISTRATION			348,188	150,403		197,785	56.8 %
<b>150</b>	<b>* MOTOR VEHICLE/LICENSE PROGRAM</b>		<b>12,365</b>	<b>1,599,020</b>	<b>767,066</b>	<b>861</b>	<b>843,458</b>	<b>52.3 %</b>
<b>Fund</b>	<b>** SPECIAL REVENUE FUND</b>		<b>12,365</b>	<b>1,599,020</b>	<b>767,066</b>	<b>861</b>	<b>843,458</b>	<b>52.3 %</b>
<b>Dept</b>	<b>*** Finance</b>		<b>12,365</b>	<b>1,599,020</b>	<b>767,066</b>	<b>861</b>	<b>843,458</b>	<b>52.3 %</b>
<b>Planning</b>								
176801	COASTAL ZONE MANAGEMENT FY17		154,778		9,454		145,324	93.9 %
186801	COASTAL ZONE MANAGEMENT FY18			427,081	109,719		317,362	74.3 %
<b>195</b>	<b>* PLANNING -STATE GRANTS</b>		<b>154,778</b>	<b>427,081</b>	<b>119,173</b>	<b>0</b>	<b>462,686</b>	<b>79.5 %</b>
<b>Fund</b>	<b>** SPECIAL REVENUE FUND</b>		<b>154,778</b>	<b>427,081</b>	<b>119,173</b>	<b>0</b>	<b>462,686</b>	<b>79.5 %</b>
<b>Dept</b>	<b>*** Planning</b>		<b>154,778</b>	<b>427,081</b>	<b>119,173</b>	<b>0</b>	<b>462,686</b>	<b>79.5 %</b>
<b>Police</b>								
166829	HC&S COMMUNITY INITIATIVE		3,000				3,000	100.0 %
<b>260</b>	<b>* POLICE ADMINISTRATION PROGRAM</b>		<b>3,000</b>	<b>0</b>	<b>0</b>	<b>0</b>	<b>3,000</b>	<b>100.0 %</b>

**County of Maui**  
**Statement of Appropriations and Expenditures**  
**Grant Programs**  
**Fiscal Year Ending 6/30/2017 - as of 12/31/2017**

Index		Prior Year	Amended	Year	Current	Balance	% of	
* Program	** Fund	*** Department	Encumbrance / Carryover	Budget / Lapses	to Date Expended	Encumbrance 12/31/2017	Available	Budget Available
126365	FED EQT/SHARING	FORFEITURE POL	864	(864)				-
136365	FED EQT/SHARING	FORFEITURE POL	135	(135)				-
146365	POLICE	FORFEITURES		(45,460)	(45,460)			0.0 %
196365	FEDERAL JUSTICE	FORFEITURE	62,418	80,507	112,482	22,982	7,461	5.2 %
<b>262</b>	<b>*</b>	<b>POLICE FORFEITURES</b>	<b>63,417</b>	<b>34,048</b>	<b>67,022</b>	<b>22,982</b>	<b>7,461</b>	<b>7.7 %</b>
136910	HI INTRAGENCY	MOBLE POLICE 02	2,507				2,507	100.0 %
156910	HI INTERAGNCY	MOBILE POLICE03	4,279				4,279	100.0 %
176844	HIGH INTENSITY	DRUG TRAFFICKIN	11,655	18,295	10,366		19,583	65.4 %
176854	FY16 JAG	PROGRAM	115,978		2,527		113,451	97.8 %
176856	DRUG ENFORCEMENT	AGENCY	45,000		45,000			0.0 %
186844	HIGH INTENSITY	DRUG TRAFFIC'G		135,240	60,624		74,616	55.2 %
<b>263</b>	<b>*</b>	<b>POLICE FEDERAL GRANTS</b>	<b>179,419</b>	<b>153,535</b>	<b>118,517</b>	<b>0</b>	<b>214,436</b>	<b>64.4 %</b>
126908	TRAINING GRANTS-SOH	VARIOUS	252,387				252,387	100.0 %
136301	STATE E911	WIRELESS COMMISSIO	119,249				119,249	100.0 %
136902	TRAINING GRANTS	FY2013	72,776				72,776	100.0 %
146026	TRAINING GRANTS	FY2014	72,125				72,125	100.0 %
156024	TRAINING GRANTS	FY2015	91,999		6		91,993	100.0 %
156030	STATE E911	WIRELESS COMMISSION	174,382				174,382	100.0 %
166830	STATE E911	WIRELESS COMMISSION	340,334				340,334	100.0 %
166831	TRAINING GRANTS	FY2016	79,994		23,299	10,000	46,695	58.4 %
176832	911 EMS DISPATCH	COMMUNICATION	18,245		18,246		(1)	(0)%
176834	KALO PROGRAM		7,527		122		7,405	98.4 %
176846	STATE E911	WIRELESS COMMISSION	1,371,308		(5,899)	731,077	646,130	47.1 %
176852	PROHIBIT TOBACCO	SALES TO M	2,346				2,346	100.0 %
186832	911 EMS DISPATCH	COMMUNICATION		376,866	199,171		177,695	47.2 %
186834	KALO PROGRAM			89,000	21,180	48	67,772	76.1 %
186835	HO'OHULI PROGRAM			59,682	25,446		34,236	57.4 %
186846	STATE E911	WIRELESS COMMISSION		2,705,104	663,195	376,934	1,664,976	61.5 %
<b>264</b>	<b>*</b>	<b>POLICE STATE GRANTS</b>	<b>2,602,672</b>	<b>3,230,652</b>	<b>944,766</b>	<b>1,118,059</b>	<b>3,770,500</b>	<b>64.6 %</b>
146045	VIOLENCE AGAINST	WOMEN ACT	2,113				2,113	100.0 %

**County of Maui**  
**Statement of Appropriations and Expenditures**  
**Grant Programs**  
**Fiscal Year Ending 6/30/2017 - as of 12/31/2017**

Index		Prior Year	Amended	Year	Current	Balance	% of	
* Program	** Fund	*** Department	Encumbrance / Carryover	Budget / Lapses	to Date Expended	Encumbrance 12/31/2017	Available	Budget Available
166509		POLICE AGAINST STREET SALES06	423				423	100.0 %
166833		DOMESTIC VIOLENCE:STRANGULATIO	2,885	45,000	43,130	3,781	974	2.0 %
166837		MPD TRAFFIC SERVICES	5,922				5,922	100.0 %
166838		MPD TRAFFIC DATA RECORDS	9,751				9,751	100.0 %
166839		MPD SPEED ENFORCEMENT	8,768				8,768	100.0 %
166840		MPD ROADBLOCK PROGRAM	47,870				47,870	100.0 %
166841		DISTRACTED DRIVING ENFORCEMENT	3,459				3,459	100.0 %
166843		MPD SEAT BELT PROGRAM	82,258				82,258	100.0 %
166845		MPD CHILD RESTRAINT PRG	48,428				48,428	100.0 %
166847		HAWAII NARCOTICS TASK FORCE	162				162	100.0 %
166848		SW MARIJUANA ERADICATION	1,085				1,085	100.0 %
166849		BODY WORN CAMERA IMPL PRJ	44,709		3,158	41,502	49	0.1 %
166855		SEX ASSAULT	22,394		22,394			0.0 %
176837		MPD TRAFFIC SERVICES	55,743		33,196		22,547	40.4 %
176838		MPD TRAFFIC DATA RECORDS	67,862		63,789		4,073	6.0 %
176839		MPD SPEED ENFORCEMENT	55,064		47,290		7,774	14.1 %
176840		MPD ROADBLOCK PROGRAM	185,983		84,578		101,405	54.5 %
176841		DISTRACTED DRIVING ENFORCEMENT	36,000		6,405		29,595	82.2 %
176842		HAWAII NARCOTICS TASK FORCE	14,958		7,888	5,739	1,331	8.9 %
176843		MPD SEAT BELT PROGRAM	80,256		2,725		77,531	96.6 %
176845		MPD CHILD RESTRAINT PRG	56,515		8,110		48,405	85.6 %
176848		SW MARIJUANA ERADICATION	34,421		30,805	3,495	121	0.4 %
176857		POSITIVE OUTREACH INTERVENTION	84,044		42,844		41,200	49.0 %
186833		DOM VIOLENCE:STALKING/HOMICIDE		53,022			53,022	100.0 %
186837		MPD TRAFFIC SERVICES		105,433			105,433	100.0 %
186838		MPD TRAFFIC DATA RECORDS		90,065	371		89,694	99.6 %
186839		MPD SPEED ENFORCEMENT		203,601			203,601	100.0 %
186841		DISTRACTED DRIVING ENFORCEMENT		68,249			68,249	100.0 %
186843		MPD SEAT BELT PROGRAM		105,850			105,850	100.0 %
186845		MPD CHILD RESTRAINT PRG		62,100	790		61,310	98.7 %
186848		SW MULTI JURISDICTIONAL DRUG		46,599			46,599	100.0 %

**County of Maui**  
**Statement of Appropriations and Expenditures**  
**Grant Programs**  
**Fiscal Year Ending 6/30/2017 - as of 12/31/2017**

Index		Prior Year	Amended	Year	Current	Balance	% of	
* Program	** Fund	*** Department	Encumbrance / Carryover	Budget / Lapses	to Date Expended	Encumbrance 12/31/2017	Available	Budget Available
265	* POLICE STATE/FEDERAL GRANTS		951,073	779,919	397,473	54,517	1,279,002	73.9 %
Fund	** SPECIAL REVENUE FUND		3,799,581	4,198,154	1,527,778	1,195,558	5,274,399	65.9 %
Dept	*** Police		3,799,581	4,198,154	1,527,778	1,195,558	5,274,399	65.9 %
<b>Fire and Public Safety</b>								
106049	FIRE/LEPC (DOH) HMEP		46,622	12,818	9,151		50,288	84.6 %
116047	PRIVATE DONATIONS-FIRE DEPT		20,200				20,200	100.0 %
176733	FY15 ASSISTANCE TO FIRF GRANTS		527,046		527,046		1	0.0 %
186033	USDA RURAL 1ST RESPNDR LANAI		9,083				9,083	100.0 %
186034	USDA RURAL 1ST RESPNDR MOLOKAI		3,548				3,548	100.0 %
196051	FIREFIGHTERS CHARTABLE FNDATN		550				550	100.0 %
196055	FEMA FIRE TRAINING FUNDS		6,338				6,338	100.0 %
220	* FIRE CONTROL ADMIN/MAINT PROG		613,387	12,818	536,197	0	90,008	14.4 %
186732	MFD EXTRICATION TOOLS			17,000			17,000	100.0 %
240	* FIRE RESCUE OPERATIONS PROGRAM		0	17,000	0	0	17,000	100.0 %
176820	MAKENA LIFEGUARD SERVICES		18,110		18,109		1	0.0 %
186820	MAKENA LIFEGUARD SERVICES			264,015	233,477		30,538	11.6 %
252	* OCEAN SAFETY PROGRAM		18,110	264,015	251,586	0	30,539	10.8 %
Fund	** SPECIAL REVENUE FUND		631,497	293,833	787,783	0	137,547	14.9 %
Dept	*** Fire and Public Safety		631,497	293,833	787,783	0	137,547	14.9 %
<b>Emergency Management Agency</b>								
136058	EMERGENCY MGT PERFORMANCE GRT		85,000				85,000	100.0 %
166702	ST HOMELAND SECURITY		116,744		69,597		47,147	40.4 %
176701	EMERGENCY MGT PERFORMANCE GRT		19				19	100.0 %
176702	ST HOMELAND SECURITY		570,491		20,337	94,999	455,155	79.8 %
186702	ST HOMELAND SECURITY			733,000			733,000	100.0 %
210	* CIVIL DEFENSE PROGRAM		772,254	733,000	89,934	94,999	1,320,321	87.7 %
Fund	** SPECIAL REVENUE FUND		772,254	733,000	89,934	94,999	1,320,321	87.7 %

**County of Maui**  
**Statement of Appropriations and Expenditures**  
**Grant Programs**  
**Fiscal Year Ending 6/30/2017 - as of 12/31/2017**

Index * Program ** Fund *** Department	Prior Year Encumbrance / Carryover	Amended Budget / Lapses	Year to Date Expended	Current Encumbrance 12/31/2017	Balance Available	% of Budget Available
<b>Dept *** Emergency Management Agency</b>	<b>772,254</b>	<b>733,000</b>	<b>89,934</b>	<b>94,999</b>	<b>1,320,321</b>	<b>87.7 %</b>
<b>Housing and Human Concerns</b>						
137731 SEC 8 HSG ADMIN PRG FY2013	45			45		0.0 %
147481 SEC 8 HOUSING ADMIN FY2014	198,283			148	198,135	99.9 %
156449 HOME FFY14 ADMINISTRATION	72,869		21,810	20,730	30,331	41.6 %
156450 HOME FFY14 KULAMALU AH PRJ	24,519		24,519			0.0 %
157481 SEC 8 HOUSING ADMIN FY15	1,417			1,262	155	10.9 %
167480 SEC 8 HOUSING VOUCHER FY16	2,040		2,040			0.0 %
167481 SEC 8 HOUSING ADMIN FY16	3,522			3,522		0.0 %
167482 FSS COORDINATOR GRANT	24,379				24,379	100.0 %
177481 SEC 8 HOUSING ADMIN FY17	1,855		3	1,855	(3)	(0.2)%
177712 SEC.8 FAMILY SELF-SUFFICIENT	110,294	24,513			134,807	100.0 %
187480 SEC 8 HOUSING VOUCHER FY18		20,530,852	9,119,986		11,410,866	55.6 %
187481 SEC 8 HOUSING ADMIN FY18		1,838,708	606,648	135,868	1,096,192	59.6 %
187482 FSS COORDINATOR GRANT		24,732	11,214		13,518	54.7 %
197741 SEC8 HSG ASST PYMTS(HAP)-NRA	1,102,746	5,051			1,107,797	100.0 %
197751 SEC8 HSG ASST PYMTS(ADM)-NRA	1,470,993	4,501			1,475,494	100.0 %
<b>310 * HOUSING PROGRAM</b>	<b>3,012,962</b>	<b>22,428,357</b>	<b>9,786,220</b>	<b>163,430</b>	<b>15,491,671</b>	<b>60.9 %</b>
116613 AGING TIII DHHS FY11 MA201103	190			190		0.0 %
146402 ELDER ABUSE PREVENTION SF14	1				1	100.0 %
156427 AGING TITLE III PRGS	19,308		19,308			0.0 %
156429 AGING & DISABILITY RESOURCE	350,265	248,528	173,160	6,317	419,316	70.0 %
156440 HEALTHY AGING PARTNERSHIP	11,865		11,846		19	0.2 %
156443 HEALTHY AGING VOL CONTRIB	15,851	45,000	8,263	6,790	45,798	75.3 %
166741 KUPUNA CARE PROGRAM	68,839	1,000	68,839		1,000	1.4 %
166769 AGING TITLE III PRGS	12,115	51	12,115		50	0.4 %
166770 KUPUNA CARE VOL CONTRIB	200	70			270	100.0 %
166773 ELDER ABUSE PREVENTION SY16	1,991		1,991			0.0 %
176741 KUPUNA CARE PROGRAM	523,598		162,933	182,880	177,784	34.0 %
176769 AGING TITLE III PRGS	356,200		248,612	13,719	93,869	26.4 %

**County of Maui**  
**Statement of Appropriations and Expenditures**  
**Grant Programs**  
**Fiscal Year Ending 6/30/2017 - as of 12/31/2017**

Index		Prior Year	Amended	Year	Current	Balance	% of	
* Program	** Fund	*** Department	Encumbrance / Carryover	Budget / Lapses	to Date Expended	Encumbrance 12/31/2017	Available	Budget Available
176772			61,076	63,870	61,076		63,870	51.1 %
176773			23,685		(1,704)		25,389	107.2 %
186741				1,047,441	50,140	131,385	865,916	82.7 %
186769				743,889	35,380	77,419	631,091	84.8 %
186770				28,500			28,500	100.0 %
186773				26,492			26,492	100.0 %
<b>316</b>	<b>*</b>	<b>AGING STATE/FEDERAL/PVT GRANTS</b>	<b>1,445,184</b>	<b>2,204,841</b>	<b>851,959</b>	<b>418,700</b>	<b>2,379,365</b>	<b>65.2 %</b>
166774			171,173		32,416	86,806	51,951	30.3 %
<b>318</b>	<b>*</b>	<b>HUMAN CONCERNS STATE/FEDERAL</b>	<b>171,173</b>	<b>0</b>	<b>32,416</b>	<b>86,806</b>	<b>51,951</b>	<b>30.3 %</b>
126738			23,817		11,846	11,971		0.0 %
146405			51,203		33,049	18,154		0.0 %
156405			48,358		1,144	4,200	43,014	88.9 %
166763			85,223				85,223	100.0 %
166768			2,000	1,000	1,627	373	1,000	33.3 %
176757			2,813		2,471	342		0.0 %
176759			18,053		18,053			0.0 %
176763			102,362				102,362	100.0 %
176771			50,876		29,752		21,124	41.5 %
186408				10,000	10,000			0.0 %
186751			33,771		28,948		4,823	14.3 %
186757				20,000	20,000			0.0 %
186758				14,106	4,908		9,198	65.2 %
186760				102,184	37,822		64,362	63.0 %
186762				58,052	38,781		19,271	33.2 %
186763				121,602	8,797		112,805	92.8 %
186764				157,916	33,676		124,240	78.7 %
186765				135,276	51,083		84,193	62.2 %
186766				101,000	95,913		5,087	5.0 %
186767				101,000	27,460		73,540	72.8 %
<b>325</b>	<b>*</b>	<b>H/C SENIOR SERVICES DIVISION</b>	<b>418,476</b>	<b>822,136</b>	<b>455,330</b>	<b>35,040</b>	<b>750,242</b>	<b>60.5 %</b>



**County of Maui**  
**Statement of Appropriations and Expenditures**  
**Grant Programs**  
**Fiscal Year Ending 6/30/2017 - as of 12/31/2017**

Index * Program ** Fund *** Department	Prior Year Encumbrance / Carryover	Amended Budget / Lapses	Year to Date Expended	Current Encumbrance 12/31/2017	Balance Available	% of Budget Available
<b>Fund ** SPECIAL REVENUE FUND</b>	<b>5,047,795</b>	<b>25,455,334</b>	<b>11,125,925</b>	<b>703,976</b>	<b>18,673,229</b>	<b>61.2 %</b>
<b>Dept *** Housing and Human Concerns</b>	<b>5,047,795</b>	<b>25,455,334</b>	<b>11,125,925</b>	<b>703,976</b>	<b>18,673,229</b>	<b>61.2 %</b>
<b>Parks and Recreation</b>						
126218 ST/HI NAHIKU COMMUNITY CENTER	250,000			250,000		0.0 %
146508 WAR MEMORIAL STADIUM	829,855				829,855	100.0 %
176795 PLAY & LEARN SESSIONS (PALS)	24,784				24,784	100.0 %
186795 PLAY & LEARN SESSIONS (PALS)		200,000	69,173		130,827	65.4 %
<b>361 * PARKS STATE GRANTS</b>	<b>1,104,639</b>	<b>200,000</b>	<b>69,173</b>	<b>250,000</b>	<b>985,466</b>	<b>75.5 %</b>
<b>Fund ** SPECIAL REVENUE FUND</b>	<b>1,104,639</b>	<b>200,000</b>	<b>69,173</b>	<b>250,000</b>	<b>985,466</b>	<b>75.5 %</b>
<b>Dept *** Parks and Recreation</b>	<b>1,104,639</b>	<b>200,000</b>	<b>69,173</b>	<b>250,000</b>	<b>985,466</b>	<b>75.5 %</b>
<b>Public Works</b>						
186892 SOH DEPARTMENT OF HEALTH		24,500	8,365		16,135	65.9 %
<b>430 * PUBLIC WORKS ADMIN PROGRAM</b>	<b>0</b>	<b>24,500</b>	<b>8,365</b>	<b>0</b>	<b>16,135</b>	<b>65.9 %</b>
116502 FHWA PROJS STATE REVIEWS	9,008		6,110		2,898	32.2 %
146660 FHWA VARIOUS PROJECTS COUNTY	4				4	100.0 %
<b>442 * DPW STATE/FEDERAL ENGINEERING</b>	<b>9,012</b>	<b>0</b>	<b>6,110</b>	<b>0</b>	<b>2,902</b>	<b>32.2 %</b>
<b>Fund ** SPECIAL REVENUE FUND</b>	<b>9,012</b>	<b>24,500</b>	<b>14,475</b>	<b>0</b>	<b>19,037</b>	<b>56.8 %</b>
<b>Dept *** Public Works</b>	<b>9,012</b>	<b>24,500</b>	<b>14,475</b>	<b>0</b>	<b>19,037</b>	<b>56.8 %</b>
<b>Transportation</b>						
136279 FTA#5309 FORMULA FUNDS PRG	1,835,686				1,835,686	100.0 %
136802 FTA5309 LIVABILITY PRG FY13	20,286				20,286	100.0 %
146802 FTA RURAL TRNST ASST - RTAP	1,104				1,104	100.0 %
146804 FTA PLANNING PROGRAM 5305 (e)	3,817				3,817	100.0 %
166906 FTA SEC5305 METROPOLITAN TRANS	153,087		115,582	11,785	25,721	16.8 %
176908 FTA SEC5339 BUS/BUS FAC FORM	928,206		385,036	348,490	194,680	21.0 %
176909 FTA SEC5311 NON-URBANIZED	17,899		3,203		14,696	82.1 %
176911 FHWA MAUI METRO PLANNING ORG	188,317				188,317	100.0 %
186912 FHWA MAUI MPO FY18 UPWP		200,000	5,151	2,849	192,000	96.0 %

County of Maui  
Statement of Appropriations and Expenditures  
Grant Programs  
Fiscal Year Ending 6/30/2017 - as of 12/31/2017


Index * Program ** Fund *** Department	Prior Year Encumbrance / Carryover	Amended Budget / Lapses	Year to Date Expended	Current Encumbrance 12/31/2017	Balance Available	% of Budget Available
186914 FTA MAUI MPO FY18 UPWP		200,000			200,000	100.0 %
650 * TRANSPORTATION	3,148,402	400,000	508,972	363,124	2,676,307	75.4 %
Fund ** SPECIAL REVENUE FUND	3,148,402	400,000	508,972	363,124	2,676,307	75.4 %
Dept *** Transportation	3,148,402	400,000	508,972	363,124	2,676,307	75.4 %
<b>Environmental Management</b>						
136038 W MAUI RECYCLED WTR SYSTEM EXP	671,000				671,000	100.0 %
146906 HYATT/W MAUI RECYCLED WATER	501,237				501,237	100.0 %
146907 STARWOOD/W MAUI RECYCLED WATER	1,863,840				1,863,840	100.0 %
550 * WASTEWATER ADMIN PROGRAM	3,036,077	0	0	0	3,036,077	100.0 %
186907 GLASS RECOVERY PROGRAM		109,390		109,390		0.0 %
625 * SOLIDWASTE STATE FUNDS GLASS	0	109,390	0	109,390	0	0.0 %
Fund ** SPECIAL REVENUE FUND	3,036,077	109,390	0	109,390	3,036,077	96.5 %
Dept *** Environmental Management	3,036,077	109,390	0	109,390	3,036,077	96.5 %
<b>Grand Total</b>	<b>21,495,631</b>	<b>35,991,969</b>	<b>16,156,369</b>	<b>5,455,420</b>	<b>35,875,811</b>	<b>62.4 %</b>

---

## III. Expenditures

---

### III.C. Revolving / Special Programs



**County of Maui**  
**Statement of Appropriations and Expenditures**  
**Revolving/Special Programs**  
**Fiscal Year Ending 6/30/2017 - as of 12/31/2017**

Index		Prior Year	Amended	Year	Current	Balance	% of	
* Program	** Fund	*** Department	Encumbrance / Carryover	Budget / Lapses	to Date Expended	Encumbrance 12/31/2017	Available	Budget Available
<b>Office of the Mayor</b>								
101400	OPEN SPACE/NAT&CULT	RSRC/SCENC	6,543,417	1,964,500			8,507,917	100.0 %
101402	EMERGENCY FUND		23,796,053				23,796,053	100.0 %
101412	SEPT2016 FLOODING EVENT		4,682,584		43,151	355,536	4,283,897	91.5 %
<b>030</b>	<b>* OFFICE OF MAYOR ADMIN PROGRAM</b>		<b>35,022,054</b>	<b>1,964,500</b>	<b>43,151</b>	<b>355,536</b>	<b>36,587,867</b>	<b>98.9 %</b>
101095	RECYCLING GRANT LOAN REVOLVING		127				127	100.0 %
101404	ECONOMIC DEVELOPMENT REVOLVING		20,000				20,000	100.0 %
101405	ECON DEV-UPTOWN SERVICE INC		170,000			170,000		0.0 %
<b>040</b>	<b>* MAYOR ADMIN ECONOMIC DEV PRGMS</b>		<b>190,127</b>	<b>0</b>	<b>0</b>	<b>170,000</b>	<b>20,127</b>	<b>10.6 %</b>
<b>Fund **</b>	<b>SPECIAL REVENUE FUND</b>		<b>35,212,181</b>	<b>1,964,500</b>	<b>43,151</b>	<b>525,536</b>	<b>36,607,994</b>	<b>98.5 %</b>
<b>Dept ***</b>	<b>Office of the Mayor</b>		<b>35,212,181</b>	<b>1,964,500</b>	<b>43,151</b>	<b>525,536</b>	<b>36,607,994</b>	<b>98.5 %</b>
<b>Finance</b>								
101002	POST-EMPLOYMENT BENEFITS-OPEB		229,831				229,831	100.0 %
<b>170</b>	<b>* COUNTY WIDE COSTS PROGRAM</b>		<b>229,831</b>	<b>0</b>	<b>0</b>	<b>0</b>	<b>229,831</b>	<b>100.0 %</b>
<b>Fund **</b>	<b>SPECIAL REVENUE FUND</b>		<b>229,831</b>	<b>0</b>	<b>0</b>	<b>0</b>	<b>229,831</b>	<b>100.0 %</b>
<b>Dept ***</b>	<b>Finance</b>		<b>229,831</b>	<b>0</b>	<b>0</b>	<b>0</b>	<b>229,831</b>	<b>100.0 %</b>
<b>Police</b>								
101060	ALARM SYSTEM REVOLVING FUND		73,312		14,172		59,140	80.7 %
101060B	ALARM SYSTEM REVOLVING FUND			30,000			30,000	100.0 %
<b>280</b>	<b>* UNIFORMED PATROL SERVICES PROG</b>		<b>73,312</b>	<b>30,000</b>	<b>14,172</b>	<b>0</b>	<b>89,140</b>	<b>86.3 %</b>
<b>Fund **</b>	<b>SPECIAL REVENUE FUND</b>		<b>73,312</b>	<b>30,000</b>	<b>14,172</b>	<b>0</b>	<b>89,140</b>	<b>86.3 %</b>
<b>Dept ***</b>	<b>Police</b>		<b>73,312</b>	<b>30,000</b>	<b>14,172</b>	<b>0</b>	<b>89,140</b>	<b>86.3 %</b>
<b>Fire and Public Safety</b>								
101075	FIRE PLAN REVIEW FEES		369,547				369,547	100.0 %
101075A	FIRE PLAN REVIEW FEES SALARIES			235,372	99,542		135,831	57.7 %
101075B	FIRE PLAN REVIEW FEES OPERTN			83,500	15,947		67,554	80.9 %
<b>250</b>	<b>* FIRE PREVENTION PROGRAM</b>		<b>369,547</b>	<b>318,872</b>	<b>115,489</b>	<b>0</b>	<b>572,932</b>	<b>83.2 %</b>

**County of Maui**  
**Statement of Appropriations and Expenditures**  
**Revolving/Special Programs**  
**Fiscal Year Ending 6/30/2017 - as of 12/31/2017**

Index * Program ** Fund *** Department	Prior Year Encumbrance / Carryover	Amended Budget / Lapses	Year to Date Expended	Current Encumbrance 12/31/2017	Balance Available	% of Budget Available
<b>Fund ** SPECIAL REVENUE FUND</b>	<b>369,547</b>	<b>318,872</b>	<b>115,489</b>	<b>0</b>	<b>572,932</b>	<b>83.2 %</b>
<b>Dept *** Fire and Public Safety</b>	<b>369,547</b>	<b>318,872</b>	<b>115,489</b>	<b>0</b>	<b>572,932</b>	<b>83.2 %</b>
<b>Liquor Control</b>						
101139 LIQUOR EDUCATION FUNDS	230,422	(64,407)	2,590	20,000	143,425	86.4 %
101139B LIQUOR EDUCATION OPERATIONS		68,287	2,726	1,345	64,216	94.0 %
<b>200 * LIQUOR CONTROL GENERAL PROG</b>	<b>230,422</b>	<b>3,880</b>	<b>5,316</b>	<b>21,345</b>	<b>207,641</b>	<b>88.6 %</b>
<b>Fund ** SPECIAL REVENUE FUND</b>	<b>230,422</b>	<b>3,880</b>	<b>5,316</b>	<b>21,345</b>	<b>207,641</b>	<b>88.6 %</b>
<b>Dept *** Liquor Control</b>	<b>230,422</b>	<b>3,880</b>	<b>5,316</b>	<b>21,345</b>	<b>207,641</b>	<b>88.6 %</b>
<b>Housing and Human Concerns</b>						
101025 ANIMAL MANAGEMENT REVOLVING	156,212	358	30,203	297	126,070	80.5 %
101025C MOLOKAI ANIMAL PATROL VEHICLE		35,000			35,000	100.0 %
<b>300 * HSG &amp; HUMAN CONCERNS ADM PROG</b>	<b>156,212</b>	<b>35,358</b>	<b>30,203</b>	<b>297</b>	<b>161,070</b>	<b>84.1 %</b>
101001 AFFORDABLE HSG FUND-CW	11,230,166	10,133,514	4,014,655	4,972	17,344,053	81.2 %
101004 AFFORDABLE HSG FND-WEST MAUI	3,909,037				3,909,037	100.0 %
101013 AFFORDABLE HOUSING- KULAMALU	1,976,644	100,000	1,076,439	927,180	73,025	3.5 %
101016 LANAI AHP PHASE I	1,975,500	2,000,000	34,292	194,323	3,746,885	94.2 %
101017 KAUNOA SR SVCS LEISURE PRG RF	369,785	240,000	96,990	7,339	505,457	82.9 %
101018 AFFD'LE HSG FABMAC HOMES		1,500,000		1,500,000		0.0 %
101020 AFFD'LE HSG HALE MAHAOLU EWALA		2,500,000		2,500,000		0.0 %
101022 NA HALE O MAUI KAHOMA PRJ	409,872			409,872		0.0 %
101023 ARC OF MAUI GRP HM REHAB PRJ	113,078		5,074	108,003		0.0 %
101029 HALE MAHAOLU EWALU PH1 PRJ	1,172,139		1,172,139			0.0 %
101030 HOUSING SEC.8 CERTIFICATE	5,735				5,735	100.0 %
101031 HABITAT FOR HM-KAHOMA PRJ	526,131			526,131		0.0 %
101055 HOUSING SEC.8 VOUCHER PROGRAM	17,755				17,755	100.0 %
101089 RENTAL HOUSING REVOLVING	52,775				52,775	100.0 %
<b>310 * HOUSING PROGRAM</b>	<b>21,758,617</b>	<b>16,473,514</b>	<b>6,399,589</b>	<b>6,177,820</b>	<b>25,654,722</b>	<b>67.1 %</b>
101246 MOLOKAI AG LOAN PROGRAM	172,160				172,160	100.0 %
<b>320 * HUMAN CONCERNS PROGRAM</b>	<b>172,160</b>	<b>0</b>	<b>0</b>	<b>0</b>	<b>172,160</b>	<b>100.0 %</b>

**County of Maui**  
**Statement of Appropriations and Expenditures**  
**Revolving/Special Programs**  
**Fiscal Year Ending 6/30/2017 - as of 12/31/2017**

Index * Program ** Fund *** Department	Prior Year Encumbrance / Carryover	Amended Budget / Lapses	Year to Date Expended	Current Encumbrance 12/31/2017	Balance Available	% of Budget Available
101024B MAUI HUMANE SOCIETY PRG		113,240		113,240		0.0 %
<b>330 * ANIMAL MANAGMENT PROGRAM</b>	<b>0</b>	<b>113,240</b>	<b>0</b>	<b>113,240</b>	<b>0</b>	<b>0.0 %</b>
<b>Fund ** SPECIAL REVENUE FUND</b>	<b>22,086,989</b>	<b>16,622,112</b>	<b>6,429,792</b>	<b>6,291,357</b>	<b>25,987,952</b>	<b>67.1 %</b>
<b>Dept *** Housing and Human Concerns</b>	<b>22,086,989</b>	<b>16,622,112</b>	<b>6,429,792</b>	<b>6,291,357</b>	<b>25,987,952</b>	<b>67.1 %</b>
<b>Parks and Recreation</b>						
101401 OCEAN RECREATIONAL ACTIVITY	438,818	165,400		25,261	578,957	95.8 %
<b>340 * PARKS &amp; REC ADMIN PROG</b>	<b>438,818</b>	<b>165,400</b>	<b>0</b>	<b>25,261</b>	<b>578,957</b>	<b>95.8 %</b>
101113 HWY BEAUT CWD/TREE TRIM PROG	24,806			24,806		0.0 %
<b>350 * PARK MAINTENANCE PROGRAM</b>	<b>24,806</b>	<b>0</b>	<b>0</b>	<b>24,806</b>	<b>0</b>	<b>0.0 %</b>
<b>Fund ** SPECIAL REVENUE FUND</b>	<b>463,624</b>	<b>165,400</b>	<b>0</b>	<b>50,067</b>	<b>578,957</b>	<b>92.0 %</b>
<b>Dept *** Parks and Recreation</b>	<b>463,624</b>	<b>165,400</b>	<b>0</b>	<b>50,067</b>	<b>578,957</b>	<b>92.0 %</b>
<b>Public Works</b>						
101116 HWY BEAUT TREE TRIMMING	73,750	310,000	256,561	93,900	33,289	8.7 %
<b>450 * SPECIAL MAINTENANCE PROGRAM</b>	<b>73,750</b>	<b>310,000</b>	<b>256,561</b>	<b>93,900</b>	<b>33,289</b>	<b>8.7 %</b>
101303 PLAN REVIEW REVOLVING LUCA	3,197,057			16,585	3,180,472	99.5 %
101303A PLAN REVIEW REVOLVING SAL		900,995	400,203		500,792	55.6 %
101303B PLAN REVIEW REVOLVING OP	385	629,237	113,983	9,472	506,168	80.4 %
101303C PLAN REVIEW REVOLVING EQ	108,331	249,000	108,331		249,000	69.7 %
101311 SUBDIVISION CONSTRN REVOLVING	399,463		18,646	41,092	339,725	85.0 %
<b>460 * DEVELOPMENT SERVICES ADMINSTRN</b>	<b>3,705,236</b>	<b>1,779,232</b>	<b>641,163</b>	<b>67,149</b>	<b>4,776,157</b>	<b>87.1 %</b>
<b>Fund ** SPECIAL REVENUE FUND</b>	<b>3,778,986</b>	<b>2,089,232</b>	<b>897,724</b>	<b>161,049</b>	<b>4,809,446</b>	<b>82.0 %</b>
<b>Dept *** Public Works</b>	<b>3,778,986</b>	<b>2,089,232</b>	<b>897,724</b>	<b>161,049</b>	<b>4,809,446</b>	<b>82.0 %</b>
<b>Environmental Management</b>						
101191B TEENS ON CALL PAIA BY PASS		10,000	4,339		5,661	56.6 %
101255A HWY BEAUT-ABAND VEH REV'G SAL		111,565	41,367		70,198	62.9 %
101255B HWY BEAUT-ABAND VEH REV'G OPR	119,784	865,165	510,159	474,570	220	0.0 %
<b>542 * ENV PROTECTION &amp; SUSTAINABILI</b>	<b>119,784</b>	<b>986,730</b>	<b>555,865</b>	<b>474,570</b>	<b>76,079</b>	<b>6.9 %</b>

**County of Maui**  
**Statement of Appropriations and Expenditures**  
**Revolving/Special Programs**  
**Fiscal Year Ending 6/30/2017 - as of 12/31/2017**

Index * Program ** Fund *** Department	Prior Year Encumbrance / Carryover	Amended Budget / Lapses	Year to Date Expended	Current Encumbrance 12/31/2017	Balance Available	% of Budget Available
101253 NASKA PUMP STATION	914				914	100.0 %
550 * WASTEWATER ADMIN PROGRAM	914	0	0	0	914	100.0 %
Fund ** SPECIAL REVENUE FUND	120,698	986,730	555,865	474,570	76,993	7.0 %
Dept *** Environmental Management	120,698	986,730	555,865	474,570	76,993	7.0 %
<b>Grand Total</b>	<b>62,565,590</b>	<b>22,180,726</b>	<b>8,061,509</b>	<b>7,523,924</b>	<b>69,160,886</b>	<b>81.6 %</b>




---

# IV. Capital Improvement Program by District

---

## IV. Capital Improvements Program by District



**County of Maui**  
**Statement of Appropriations and Expenditures**  
**Capital Improvement Program by District**  
**Fiscal Year Ending 6/30/2017 - as of 12/31/2017**

01	Hana	Prior Year	Amended	Year	Current	Balance	% of
Index	Activity ** Program *** District	Encumbrance	Budget /	to Date	Encumbrance	Available	Budget
*	**	/	Lapses	Expended	12/31/2017	0	Available
389252	HANA HWY LANDSLIDE REPAIRS		50			50	100.0 %
<b>98052</b>	<b>* HANA HWY LANDSLIDE RPRS POST42</b>	<b>0</b>	<b>50</b>	<b>0</b>	<b>0</b>	<b>50</b>	<b>100.0 %</b>
389253	WAIOPAI BRIDGE REPAIRS		70		70		0.0 %
<b>98053</b>	<b>* WAIOPAI BRIDGE REPAIRS</b>	<b>0</b>	<b>70</b>	<b>0</b>	<b>70</b>	<b>0</b>	<b>0.0 %</b>
<b>901</b>	<b>** Drainage</b>	<b>0</b>	<b>120</b>	<b>0</b>	<b>70</b>	<b>50</b>	<b>41.7 %</b>
324200	NAHIKU COMMUNITY CENTER	114,121			114,121		0.0 %
<b>92090</b>	<b>* NAHIKU COMMUNITY CENTER</b>	<b>114,121</b>	<b>0</b>	<b>0</b>	<b>114,121</b>	<b>0</b>	<b>0.0 %</b>
367298	NAHIKU COMMUNITY CENTER	96,173		47,129	49,044		0.0 %
<b>96098</b>	<b>* NAHIKU COMMUNITY CENTER</b>	<b>96,173</b>	<b>0</b>	<b>47,129</b>	<b>49,044</b>	<b>0</b>	<b>0.0 %</b>
378337	HANA CIVIC CENTER	50,000	(200)		49,800		0.0 %
<b>97037</b>	<b>* HANA CIVIC CENTER</b>	<b>50,000</b>	<b>(200)</b>	<b>0</b>	<b>49,800</b>	<b>0</b>	<b>0.0 %</b>
<b>903</b>	<b>** Government Facilities</b>	<b>260,294</b>	<b>(200)</b>	<b>47,129</b>	<b>212,965</b>	<b>0</b>	<b>0.0 %</b>
331101	NAHIKU COMMUNITY CENTER	279,266			279,266		0.0 %
<b>93001</b>	<b>* NAHIKU COMMUNITY CENTER</b>	<b>279,266</b>	<b>0</b>	<b>0</b>	<b>279,266</b>	<b>0</b>	<b>0.0 %</b>
345302	NAHIKU COMMUNITY CENTER	475,786			475,786		0.0 %
<b>94002</b>	<b>* NAHIKU COMMUNITY CENTER</b>	<b>475,786</b>	<b>0</b>	<b>0</b>	<b>475,786</b>	<b>0</b>	<b>0.0 %</b>
356401	HANA-KEANAE-KAILUA PARKS	11,150		5,080	6,070		0.0 %
<b>95001</b>	<b>* HANA-KEANAE-KAILUA PRKS SYSTEM</b>	<b>11,150</b>	<b>0</b>	<b>5,080</b>	<b>6,070</b>	<b>0</b>	<b>0.0 %</b>
356402	PA'ANI MAI PARK IMPROVM	106,561			106,561		0.0 %
<b>95002</b>	<b>* PA'ANI MAI PARK IMPROVEMENTS</b>	<b>106,561</b>	<b>0</b>	<b>0</b>	<b>106,561</b>	<b>0</b>	<b>0.0 %</b>
367101	HANA-KEANAE-KAILUA PARKS	109,576		16,683	92,893		0.0 %
<b>96001</b>	<b>* HANA-KEA-KAILUA PARKS SYSTEM</b>	<b>109,576</b>	<b>0</b>	<b>16,683</b>	<b>92,893</b>	<b>0</b>	<b>0.0 %</b>

**County of Maui**  
**Statement of Appropriations and Expenditures**  
**Capital Improvement Program by District**  
**Fiscal Year Ending 6/30/2017 - as of 12/31/2017**

01	Hana	Prior Year	Amended	Year	Current	Balance	% of
Index	Activity ** Program *** District	Encumbrance	Budget /	to Date	Encumbrance	Available	Budget
		/ Carryover	Lapses	Expended	12/31/2017		Available
378338	HANA-KEANAE-KAILUA PARKS	174,723	(398)		174,325		0.0 %
<b>97038</b>	<b>* HANA-KEA-KAILUA PARKS SYSTEM</b>	<b>174,723</b>	<b>(398)</b>	<b>0</b>	<b>174,325</b>	<b>0</b>	<b>0.0 %</b>
378239	HELENE HALL IMPROVEMENTS	50,000			50,000		0.0 %
<b>97039</b>	<b>* HELENE HALL IMPROVEMENTS</b>	<b>50,000</b>	<b>0</b>	<b>0</b>	<b>50,000</b>	<b>0</b>	<b>0.0 %</b>
389230	HELENE HALL IMPROVEMENTS		85,387		44,675	40,712	47.7 %
<b>98030</b>	<b>* HELENE HALL IMPROVEMENTS</b>	<b>0</b>	<b>85,387</b>	<b>0</b>	<b>44,675</b>	<b>40,712</b>	<b>47.7 %</b>
389731	HANA-KEA-LAI PARKS SYSTEM		55,000		53,576	1,424	2.6 %
<b>98031</b>	<b>* HANA-KEA-KAILUA PARKS SYSTEM</b>	<b>0</b>	<b>55,000</b>	<b>0</b>	<b>53,576</b>	<b>1,424</b>	<b>2.6 %</b>
<b>904</b>	<b>** Parks and Recreation</b>	<b>1,207,062</b>	<b>139,989</b>	<b>21,763</b>	<b>1,283,152</b>	<b>42,136</b>	<b>3.1 %</b>
317003	HANA DISTRICT RD RESURFACING	22,475		6,933	15,542		0.0 %
<b>91000</b>	<b>* FY 2001 CIP projects</b>	<b>22,475</b>	<b>0</b>	<b>6,933</b>	<b>15,542</b>	<b>0</b>	<b>0.0 %</b>
317200	KAHOLOPOO BRIDGE REPLACEMNT	71,162	(13,282)		57,880		0.0 %
<b>91068</b>	<b>* Kaholopoo bridge replacement</b>	<b>71,162</b>	<b>(13,282)</b>	<b>0</b>	<b>57,880</b>	<b>0</b>	<b>0.0 %</b>
317201	PAPAHAWAHAWA BRIDGE REPLACMNT	4			4		0.0 %
<b>91069</b>	<b>* Papahawahawa bridge replacmnt</b>	<b>4</b>	<b>0</b>	<b>0</b>	<b>4</b>	<b>0</b>	<b>0.0 %</b>
317501	PAPAHAWAHAWA BRIDGE RPLCMNT	1,594,061				1,594,061	100.0 %
317505	WAIOHONU BRIDGE REPL BR0900(68	666,968				666,968	100.0 %
<b>91099</b>	<b>* State/Fed/Private FY2001/2011</b>	<b>2,261,029</b>	<b>0</b>	<b>0</b>	<b>0</b>	<b>2,261,029</b>	<b>100.0 %</b>
327500	KAHOOLOPOO BRDGE RPL BR090078	326,801		4,792		322,009	98.5 %
<b>92099</b>	<b>* State/Fed/Private FY2002/2012</b>	<b>326,801</b>	<b>0</b>	<b>4,792</b>	<b>0</b>	<b>322,009</b>	<b>98.5 %</b>
367281	KEANAE RD SAFETY IMPROVEMENTS	167,768		44,585	123,183		0.0 %
<b>96081</b>	<b>* KEANAE RD SAFETY IMPROVEMENTS</b>	<b>167,768</b>	<b>0</b>	<b>44,585</b>	<b>123,183</b>	<b>0</b>	<b>0.0 %</b>

**County of Maui**  
**Statement of Appropriations and Expenditures**  
**Capital Improvement Program by District**  
**Fiscal Year Ending 6/30/2017 - as of 12/31/2017**

01	Hana	Prior Year	Amended	Year	Current	Balance	% of
Index	Activity ** Program *** District	Encumbrance	Budget /	to Date	Encumbrance	Available	Budget
*	**	/ Carryover	Lapses	Expended	12/31/2017	Available	Available
378279	KOUKOUAI BRIDGE REHAB	568,000			568,000		0.0 %
<b>97079</b>	<b>* KOUKOUAI BRIDGE REHABILITATION</b>	<b>568,000</b>	<b>0</b>	<b>0</b>	<b>568,000</b>	<b>0</b>	<b>0.0 %</b>
378280	PIILANI HWY RD IMPRV/NUANUALOA	146,200			146,200		0.0 %
378382	PIILANI HWY RD IMPRV/NUANUALOA	2,002,650	(11,650)		1,991,000		0.0 %
<b>97080</b>	<b>* PIILANI HWY RD IMPR/NUANUALOA</b>	<b>2,148,850</b>	<b>(11,650)</b>	<b>0</b>	<b>2,137,200</b>	<b>0</b>	<b>0.0 %</b>
378381	ROCKFALL/EMBKMNT ASSESSMNT	350,000	(290,894)	1,406	57,700		0.0 %
<b>97081</b>	<b>* ROCKFALL/EMBANKMNT ASSESSMNT</b>	<b>350,000</b>	<b>(290,894)</b>	<b>1,406</b>	<b>57,700</b>	<b>0</b>	<b>0.0 %</b>
389254	KEANAE RD SAFETY IMPRV		175,900			175,900	100.0 %
<b>98054</b>	<b>* KEANAE RD SAFETY IMPROVEMENTS</b>	<b>0</b>	<b>175,900</b>	<b>0</b>	<b>0</b>	<b>175,900</b>	<b>100.0 %</b>
389755	LELEKEA BRIDGE REPLACEMENT		100,000			100,000	100.0 %
<b>98055</b>	<b>* LELEKEA BRIDGE REPLACEMENT</b>	<b>0</b>	<b>100,000</b>	<b>0</b>	<b>0</b>	<b>100,000</b>	<b>100.0 %</b>
<b>907</b>	<b>** Roads</b>	<b>5,916,089</b>	<b>(39,926)</b>	<b>57,716</b>	<b>2,959,509</b>	<b>2,858,938</b>	<b>48.7 %</b>
356477	HANA LF MAKAI BERM WASTE	3,213		3,213			0.0 %
<b>95077</b>	<b>* HANA LF MAKAI BERM WST REMOVAL</b>	<b>3,213</b>	<b>0</b>	<b>3,213</b>	<b>0</b>	<b>0</b>	<b>0.0 %</b>
367166	HANA LF MAKAI BERM WASTE	95,990		41,419	54,571		0.0 %
<b>96066</b>	<b>* HANA LANDFILL MAKAI BERM WR</b>	<b>95,990</b>	<b>0</b>	<b>41,419</b>	<b>54,571</b>	<b>0</b>	<b>0.0 %</b>
378208	HANA LF MAKAI BERM WASTE RMVL	1,702,108		1,395,686	306,422		0.0 %
<b>97008</b>	<b>* HANA LANDFILL MAKAI BERM WREMV</b>	<b>1,702,108</b>	<b>0</b>	<b>1,395,686</b>	<b>306,422</b>	<b>0</b>	<b>0.0 %</b>
389704	HANA LF MAKAI BERM WASTE RMVL		2,000,000		977,087	1,022,913	51.1 %
<b>98004</b>	<b>* HANA LDFILL MAKAI BW REMOVAL</b>	<b>0</b>	<b>2,000,000</b>	<b>0</b>	<b>977,087</b>	<b>1,022,913</b>	<b>51.1 %</b>
<b>908</b>	<b>** Solid Waste Facilities</b>	<b>1,801,311</b>	<b>2,000,000</b>	<b>1,440,318</b>	<b>1,338,080</b>	<b>1,022,913</b>	<b>26.9 %</b>
<b>District ***</b>	<b>Hana</b>	<b>9,184,756</b>	<b>2,099,983</b>	<b>1,566,926</b>	<b>5,793,776</b>	<b>3,924,037</b>	<b>34.8 %</b>

**County of Maui**  
**Statement of Appropriations and Expenditures**  
**Capital Improvement Program by District**  
**Fiscal Year Ending 6/30/2017 - as of 12/31/2017**

02	Paia-Haiku	Prior Year	Amended	Year	Current	Balance	% of
Index	Activity ** Program *** District	Encumbrance	Budget /	to Date	Encumbrance	Available	Budget
		/ Carryover	Lapses	Expended	12/31/2017		Available
356403	KAUNOA F/O EXPANSION/RE	108,281		108,281			0.0 %
<b>95003</b>	<b>* KAUNOA F/O EXPANSION/RENOVATN</b>	<b>108,281</b>	<b>0</b>	<b>108,281</b>	<b>0</b>	<b>0</b>	<b>0.0 %</b>
383010	HAIKU FIRE STATION	41,985			41,985		0.0 %
<b>98000</b>	<b>* FY98/08 CIP PROJECTS</b>	<b>41,985</b>	<b>0</b>	<b>0</b>	<b>41,985</b>	<b>0</b>	<b>0.0 %</b>
393201	HAIKU FIRE STATION	129,977			129,977		0.0 %
<b>99044</b>	<b>* HAIKU FIRE STATION</b>	<b>129,977</b>	<b>0</b>	<b>0</b>	<b>129,977</b>	<b>0</b>	<b>0.0 %</b>
<b>903</b>	<b>** Government Facilities</b>	<b>280,243</b>	<b>0</b>	<b>108,281</b>	<b>171,962</b>	<b>0</b>	<b>0.0 %</b>
367102	PAIA-HAIKU PARKS SYSTEM	76,752		38,477	38,274		0.0 %
<b>96002</b>	<b>* PAIA-HAIKU PARKS SYSTEM</b>	<b>76,752</b>	<b>0</b>	<b>38,477</b>	<b>38,274</b>	<b>0</b>	<b>0.0 %</b>
378254	PAIA-HAIKU PARKS SYSTEM	110,543			110,543		0.0 %
378353	PAIA-HAIKU PARKS SYSTEM	212,460		122,186	90,275		0.0 %
<b>97053</b>	<b>* PAIA-HAIKU PARKS SYSTEM</b>	<b>323,003</b>	<b>0</b>	<b>122,186</b>	<b>200,818</b>	<b>0</b>	<b>0.0 %</b>
389238	PAIA-HAIKU PARKS SYSTEM		62,119		62,119		0.0 %
389438	PAIA-HAIKU PARKS SYSTEM		135,000			135,000	100.0 %
389738	PAIA-HAIKU PARKS SYSTEM		50,000			50,000	100.0 %
<b>98038</b>	<b>* PAIA-HAIKU PARKS SYSTEM</b>	<b>0</b>	<b>247,119</b>	<b>0</b>	<b>62,119</b>	<b>185,000</b>	<b>74.9 %</b>
<b>904</b>	<b>** Parks and Recreation</b>	<b>399,755</b>	<b>247,119</b>	<b>160,663</b>	<b>301,211</b>	<b>185,000</b>	<b>28.6 %</b>
317035	BALDWIN AVE BIKEWAY/GREENWAY	96,181			96,181		0.0 %
<b>91016</b>	<b>* Baldwin ave bway/greenway</b>	<b>96,181</b>	<b>0</b>	<b>0</b>	<b>96,181</b>	<b>0</b>	<b>0.0 %</b>
345288	KALIALINUI BRIDGE IMPROVEMENT	137,900			137,900		0.0 %
<b>94039</b>	<b>* KALIALINUI BRIDGE IMPROVEMENT</b>	<b>137,900</b>	<b>0</b>	<b>0</b>	<b>137,900</b>	<b>0</b>	<b>0.0 %</b>
356426	PAIA SCHOOL SAFE ROUTES	9,552			9,552		0.0 %

**County of Maui**  
**Statement of Appropriations and Expenditures**  
**Capital Improvement Program by District**  
**Fiscal Year Ending 6/30/2017 - as of 12/31/2017**

02	Paia-Haiku	Prior Year Encumbrance / Carryover	Amended Budget / Lapses	Year to Date Expended	Current Encumbrance 12/31/2017	Balance Available	% of Budget Available
Index	* Activity ** Program *** District						
95026	* PAIA SCHOOL SAFE ROUTES - SCH	9,552	0	0	9,552	0	0.0 %
367235	NORTH SHORE GREENWAY	4,177			4,177		0.0 %
96035	* NORTH SHORE GREENWAY	4,177	0	0	4,177	0	0.0 %
378393	KAUPAKALUA PVEMNT RECONST	378,711	(19,750)	96,521	262,440		0.0 %
97093	* KAUPAKALUA RD PAVEMNT RECONS	378,711	(19,750)	96,521	262,440	0	0.0 %
378394	PAUWELA RD SIDEWK REPAIRS	499,313	(12,797)		486,515		0.0 %
97094	* PAUWELA RD SIDEWALK REPAIRS	499,313	(12,797)	0	486,515	0	0.0 %
389259	KAUPAKALUA RD PVMNT RECONST		27,606	1,587	24,974	1,046	3.8 %
98059	* KAUPAKALUA RD PAVEMNT RECONSTR	0	27,606	1,587	24,974	1,046	3.8 %
389260	NORTH SHORE GREENWAY PRJ		68,760		68,760		0.0 %
98060	* NORTH SHORE GREENWAY PROJECT	0	68,760	0	68,760	0	0.0 %
907	** Roads	1,125,834	63,819	98,108	1,090,499	1,046	0.1 %
378330	KAUNOA SR CTR PROP SEWER SVC	40,000	(16,177)		23,823		0.0 %
97030	* KAUNOA-PROPERTY SEWER SVC	40,000	(16,177)	0	23,823	0	0.0 %
389710	KUAU #3 FM REPLACEMENT		60,000			60,000	100.0 %
98010	* KUAU NO.3 FORCE MAIN REPLCMNT	0	60,000	0	0	60,000	100.0 %
389711	KUAU #4 FM REPLACEMENT		60,000			60,000	100.0 %
98011	* KUAU NO.4 FORCE MAIN REPLCMNT	0	60,000	0	0	60,000	100.0 %
909	** Wastewater Facilities	40,000	103,823	0	23,823	120,000	83.4 %
District ***	Paia-Haiku	<u>1,845,832</u>	<u>414,761</u>	<u>367,052</u>	<u>1,587,495</u>	<u>306,046</u>	<u>13.5 %</u>

**County of Maui**  
**Statement of Appropriations and Expenditures**  
**Capital Improvement Program by District**  
**Fiscal Year Ending 6/30/2017 - as of 12/31/2017**

03	Makawao-Pukalani-Kula	Prior Year	Amended	Year	Current	Balance	% of
Index	Activity ** Program *** District	Encumbrance	Budget /	to Date	Encumbrance	Available	Budget
*	**	/ Carryover	Lapses	Expended	12/31/2017	Available	Available
378287	DITCH IMPRV WAIPOLI RD	800,000			800,000		0.0 %
97087	* DITCH IMPR AT WAIPOLI RD	800,000	0	0	800,000	0	0.0 %
389257	DITCH IMPRV AT WAIPOLI RD		798,089		798,089		0.0 %
98057	* DITCH IMPRV - WAIPOLI RD	0	798,089	0	798,089	0	0.0 %
901	** Drainage	800,000	798,089	0	1,598,089	0	0.0 %
356405	MAKAWAO-HAIKU-PAIA PARKS	21,097			21,097		0.0 %
95005	* MAKAWAO-HAIKU-PAIA PRKS SYSTEM	21,097	0	0	21,097	0	0.0 %
356406	PUK-KULA-ULUPALAKUA PARKS	64,086			64,086		0.0 %
95006	* PUKA-KULA-ULUPALAKUA PARKS	64,086	0	0	64,086	0	0.0 %
356407	UPCOUNTRY SKATE PARK	11,698			11,698		0.0 %
95007	* UPCOUNTRY SKATE PARK	11,698	0	0	11,698	0	0.0 %
367103	MAK-PUK-KULA ULU PARKS	118,299		9,682	108,617		0.0 %
96003	* MAKAWAO-PUK-K-U PARKS SYSTEM	118,299	0	9,682	108,617	0	0.0 %
378347	MAK-PUK-KULA ULU PARKS	350,000	(52,292)	45,343	252,366		0.0 %
97047	* MAK-PUK-KUL-ULU PARK SYSTEM	350,000	(52,292)	45,343	252,366	0	0.0 %
378248	UPCOUNTRY SKATE PARK	1,100,000			1,100,000		0.0 %
378350	UPCOUNTRY SKATE PARK	100,000			100,000		0.0 %
97048	* UPCOUNTRY SKATE PARK	1,200,000	0	0	1,200,000	0	0.0 %
378249	WAIAKOA GYM IMPRVMNTS	40,961			40,961		0.0 %
97049	* WAIAKOA GYM IMPROVEMENTS	40,961	0	0	40,961	0	0.0 %
389235	MAK-PU-KULA-ULU PARKS SYSTEM		59,473		59,473		0.0 %
389735	MAK-PU-KULA-ULU PARKS SYSTEM		1,250,000		10,800	1,239,200	99.1 %



**County of Maui**  
**Statement of Appropriations and Expenditures**  
**Capital Improvement Program by District**  
**Fiscal Year Ending 6/30/2017 - as of 12/31/2017**

03	Makawao-Pukalani-Kula	Prior Year	Amended	Year	Current	Balance	% of
Index	Activity ** Program *** District	Encumbrance	Budget /	to Date	Encumbrance	Available	Budget
		/ Carryover	Lapses	Expended	12/31/2017		Available
98035	* MAK-PUK-KU-ULUP PARKS SYSTEM	0	1,309,473	0	70,273	1,239,200	94.6 %
389236	UPCOUNTRY SKATE PARK		200,000		200,000		0.0 %
98036	* UPCOUNTRY SKATE PARK	0	200,000	0	200,000	0	0.0 %
904	** Parks and Recreation	1,806,141	1,457,181	55,025	1,969,098	1,239,200	38.0 %
541160	KAMAOLE TANK REPLACE-DESIGN	1,781			1,781		0.0 %
541170	PHASE 10 PUMP UPGRADES-DESIGN	51,323			51,323		0.0 %
91058	* Mak/Puk/Kula distrbtn sys impr	53,104	0	0	53,104	0	0.0 %
524750	MAK-PUK-KULA DIST SYST IMPRV	32,711		1,590	31,121		0.0 %
94090	* MAKA-PUKA-KULA DIST SYSTEM IMP	32,711	0	1,590	31,121	0	0.0 %
526010	UPCOUNTRY FIRE PROTECTION	26,508	(26,508)				-
96075	* UPCOUNTRY FIRE PROTECTION	26,508	(26,508)	0	0	0	- -
526020	SOURCE,TRANSMISSION&STORAGE	80,447			49,642	30,805	38.3 %
96076	* SOURCE,TRANSMISSION&STORAGE	80,447	0	0	49,642	30,805	38.3 %
537010	POOKELA WELL#2 EXPLORATORY	2,370,000	(9,000)	15,000	2,346,000		0.0 %
97112	* POOKELA WELL #2 EXPLORATORY	2,370,000	(9,000)	15,000	2,346,000	0	0.0 %
547020	UPCOUNTRY RELIABLE CAPACITY	2,200,000	(1,885,924)		314,076		0.0 %
97113	* UPCOUNTRY RELIABLE CAPACITY	2,200,000	(1,885,924)	0	314,076	0	0.0 %
529020	UPCOUNTRY RELIABLE CAPACITY		3,150,000			3,150,000	100.0 %
548240	UPCOUNTRY RELIABLE CAPACITY		150,000			150,000	100.0 %
98083	* UPCOUNTRY RELIABLE CAP - DWS	0	3,300,000	0	0	3,300,000	100.0 %
529030	UPCOUNTRY RELIABLE CAPACITY		860,965			860,965	100.0 %
98084	* UPCOUNTRY FIRE PROTECTION IMPV	0	860,965	0	0	860,965	100.0 %

**County of Maui**  
**Statement of Appropriations and Expenditures**  
**Capital Improvement Program by District**  
**Fiscal Year Ending 6/30/2017 - as of 12/31/2017**

03	Makawao-Pukalani-Kula	Prior Year Encumbrance / Carryover	Amended Budget / Lapses	Year to Date Expended	Current Encumbrance 12/31/2017	Balance Available	% of Budget Available
Index	* Activity ** Program *** District						
<b>905</b>	<b>** WATER SUPPLY</b>	<b>4,762,770</b>	<b>2,239,533</b>	<b>16,590</b>	<b>2,793,943</b>	<b>4,191,770</b>	<b>59.9 %</b>
327503	HALIIMAILE RD IMPROVEMENTS	862,048				862,048	100.0 %
327504	MAKANI RD RESURFACING/HALEAKAL	880,936				880,936	100.0 %
327508	PUKALANI STREET PAVEMENT	24,573				24,573	100.0 %
<b>92099</b>	<b>* State/Fed/Private FY2002/2012</b>	<b>1,767,557</b>	<b>0</b>	<b>0</b>	<b>0</b>	<b>1,767,557</b>	<b>100.0 %</b>
331140	OLD HALEAKALA HWY SIDEWALK	998,000				998,000	100.0 %
337503	HALIIMAILE RD IMPRVMT PHASE2	15,123				15,123	100.0 %
<b>93099</b>	<b>* State/Fed/Private FY2003/2013</b>	<b>1,013,123</b>	<b>0</b>	<b>0</b>	<b>0</b>	<b>1,013,123</b>	<b>100.0 %</b>
345274	HALEAKALA HWY INTERSECT IMPR	24,461			24,461		0.0 %
<b>94040</b>	<b>* HALEAKALA HWY INTERSEC/MAKAWAO</b>	<b>24,461</b>	<b>0</b>	<b>0</b>	<b>24,461</b>	<b>0</b>	<b>0.0 %</b>
345403	BALDWIN AVE RESURFACING	21,851			21,851	1	0.0 %
345410	HALEAKALA HWY INTERSEC IMPR	1,250,000			525,209	724,791	58.0 %
<b>94099</b>	<b>* State/Fed/Private FY94/04/2014</b>	<b>1,271,851</b>	<b>0</b>	<b>0</b>	<b>547,060</b>	<b>724,792</b>	<b>57.0 %</b>
356223	KOKOMO RD PAVEMENT RECON	46,388			46,388		0.0 %
<b>95038</b>	<b>* KOKOMO RD PAVEMENT RECONSTRCTN</b>	<b>46,388</b>	<b>0</b>	<b>0</b>	<b>46,388</b>	<b>0</b>	<b>0.0 %</b>
356740	KOKOMO RD PAVEMENT RECON	2,931,444	(789,214)		177,801	1,964,429	91.7 %
356780	OLD HALEAKALA HWY PVMNT REHAB	1,000,453		46,624	339,186	614,642	61.4 %
<b>95099</b>	<b>* State/Fed/PVT FY95-05-15</b>	<b>3,931,897</b>	<b>(789,214)</b>	<b>46,624</b>	<b>516,987</b>	<b>2,579,071</b>	<b>82.1 %</b>
367010	MAK/MAKANI ROAD IMPROVEMENTS	312,404			312,404		0.0 %
<b>96000</b>	<b>* FY2006/1996 CIP Projects</b>	<b>312,404</b>	<b>0</b>	<b>0</b>	<b>312,404</b>	<b>0</b>	<b>0.0 %</b>
367118	HALEAKALA HWY INTER IMP	500,000			500,000		0.0 %
<b>96018</b>	<b>* HALEAKALA HWY @ MAKAWAO AVE</b>	<b>500,000</b>	<b>0</b>	<b>0</b>	<b>500,000</b>	<b>0</b>	<b>0.0 %</b>
367238	BALDWIN AVE RESURF PH2	860,676		493,572	367,105		0.0 %

**County of Maui**  
**Statement of Appropriations and Expenditures**  
**Capital Improvement Program by District**  
**Fiscal Year Ending 6/30/2017 - as of 12/31/2017**

03	Makawao-Pukalani-Kula	Prior Year	Amended	Year	Current	Balance	% of
Index	Activity ** Program *** District	Encumbrance	Budget /	to Date	Encumbrance	Available	Budget
		/ Carryover	Lapses	Expended	12/31/2017		Available
96038	* BALDWIN AVE RESURF PH2	860,676	0	493,572	367,105	0	0.0 %
367283	OLD HALEAKALA HWY RECONSTRUCTN	13,299			13,299		0.0 %
96083	* OLD HALEAKALA HWY RECONSTRUCTN	13,299	0	0	13,299	0	0.0 %
378388	GUARDRAIL/SHOULDER IMPRV	298,627	(298,627)				-
97088	* GUARDRAIL/SHOULDER IMPR	298,627	(298,627)	0	0	0	- -
378389	KOKOMO/MAK AVE PAVEMNT RECONST	2,367,203	(874,320)	(17)	1,492,901		0.0 %
97089	* KOKOMO/MAK AVE PAVEMNT RECON	2,367,203	(874,320)	(17)	1,492,901	0	0.0 %
376740	KOKOMO RD/MAK AVE PVMNT PH2		7,240,600		3,817,738	3,422,862	47.3 %
97099	* State/Fed/PVT FY96 FY06 FY16	0	7,240,600	0	3,817,738	3,422,862	47.3 %
907	** Roads	12,407,486	5,278,439	540,179	7,638,343	9,507,405	53.8 %
367167	MAKANI CLOSED LF REMEDIATIN	2,792		2,792			0.0 %
96067	* MAKANI CLOSED LDF REMEDIATION	2,792	0	2,792	0	0	0.0 %
389707	MAKANI LF SITE RESTORATION		1,750,000	832,743	450,036	467,221	26.7 %
98007	* MAKANI LDFILL SITE RESTORATION	0	1,750,000	832,743	450,036	467,221	26.7 %
908	** Solid Waste Facilities	2,792	1,750,000	835,535	450,036	467,221	26.7 %
District ***	Makawao-Pukalani-Kula	19,779,189	11,523,242	1,447,329	14,449,509	15,405,596	49.2 %

**County of Maui**  
**Statement of Appropriations and Expenditures**  
**Capital Improvement Program by District**  
**Fiscal Year Ending 6/30/2017 - as of 12/31/2017**

04	Wailuku-Kahului	Prior Year Encumbrance / Carryover	Amended Budget / Lapses	Year to Date Expended	Current Encumbrance 12/31/2017	Balance Available	% of Budget Available
Index	* Activity ** Program *** District						
371200	IAO STREAM IMPROVEMENTS	147,637			147,637		0.0 %
<b>97000</b>	<b>* FY1997/2007 CIP projects</b>	<b>147,637</b>	<b>0</b>	<b>0</b>	<b>147,637</b>	<b>0</b>	<b>0.0 %</b>
378295	PAPA AVE DRAINAGE IMPRV	399,950			399,950		0.0 %
<b>97095</b>	<b>* PAPA AVE DRAINAGE IMPROVEMENTS</b>	<b>399,950</b>	<b>0</b>	<b>0</b>	<b>399,950</b>	<b>0</b>	<b>0.0 %</b>
378396	C MAUI DRAINLINE REPAIRS	564,998	(35,834)		529,165		0.0 %
<b>97096</b>	<b>* CENTRAL MAUI DRAINLINE REPAIRS</b>	<b>564,998</b>	<b>(35,834)</b>	<b>0</b>	<b>529,165</b>	<b>0</b>	<b>0.0 %</b>
378397	TEST/INSPECT EXIST INJ WELLS	300,000	(37,502)	181,832	80,666		0.0 %
<b>97097</b>	<b>* TESTING/INSPECTN-EXIST W/K INJ</b>	<b>300,000</b>	<b>(37,502)</b>	<b>181,832</b>	<b>80,666</b>	<b>0</b>	<b>0.0 %</b>
378398	WAKEA/NIIHAU ST DRAINAGE IMPRV	445,672		172	445,500		0.0 %
<b>97098</b>	<b>* WAKEA/NIIHAU ST DRAINAGE IMPR</b>	<b>445,672</b>	<b>0</b>	<b>172</b>	<b>445,500</b>	<b>0</b>	<b>0.0 %</b>
389261	CENTRAL MAUI DRAINAGE REPAIRS		400	200		200	50.0 %
<b>98061</b>	<b>* CENTRAL MAUI DRAINLINE REPAIRS</b>	<b>0</b>	<b>400</b>	<b>200</b>	<b>0</b>	<b>200</b>	<b>50.0 %</b>
<b>901</b>	<b>** Drainage</b>	<b>1,858,257</b>	<b>(72,936)</b>	<b>182,204</b>	<b>1,602,918</b>	<b>200</b>	<b>0.0 %</b>
345312	WAILUKU UNION CHCH/ADDL PARK	633			633		0.0 %
<b>94012</b>	<b>* WAILUKU UNION CHURCH/CO PARK'G</b>	<b>633</b>	<b>0</b>	<b>0</b>	<b>633</b>	<b>0</b>	<b>0.0 %</b>
<b>902</b>	<b>** Other Projects</b>	<b>633</b>	<b>0</b>	<b>0</b>	<b>633</b>	<b>0</b>	<b>0.0 %</b>
345308	AIR CONDITION CHILLER REPLCT	18,266			18,266		0.0 %
<b>94008</b>	<b>* AIR CONDITIONING CHILLER REPLC</b>	<b>18,266</b>	<b>0</b>	<b>0</b>	<b>18,266</b>	<b>0</b>	<b>0.0 %</b>
356293	COUNTY SERVICE CENTER	563,909		68,710	495,199		0.0 %
<b>95093</b>	<b>* COUNTY SERVICE CENTER</b>	<b>563,909</b>	<b>0</b>	<b>68,710</b>	<b>495,199</b>	<b>0</b>	<b>0.0 %</b>
367104	WAILUKU REDEV'T MUNI PRKG LOT	3,766,864		942,316	2,824,548		0.0 %
<b>96004</b>	<b>* WAI REDEV MUNI PRK'G LOT EXP</b>	<b>3,766,864</b>	<b>0</b>	<b>942,316</b>	<b>2,824,548</b>	<b>0</b>	<b>0.0 %</b>

**County of Maui**  
**Statement of Appropriations and Expenditures**  
**Capital Improvement Program by District**  
**Fiscal Year Ending 6/30/2017 - as of 12/31/2017**

04	Wailuku-Kahului	Prior Year	Amended	Year	Current	Balance	% of
Index	Activity ** Program *** District	Encumbrance	Budget /	to Date	Encumbrance	Available	Budget
367240	KALANA O MAUI ELECTRICAL	704,795		133,022	571,773		0.0 %
<b>96040</b>	<b>* KALANA O MAUI ELECTRICAL UPGRD</b>	<b>704,795</b>	<b>0</b>	<b>133,022</b>	<b>571,773</b>	<b>0</b>	<b>0.0 %</b>
378366	WAI REDEVT MUNI PRKG LOT EXP	3,380,447	(287,787)	65,531	3,027,129		0.0 %
<b>97066</b>	<b>* WAI REDEV'T MUNI PARK'G LOT EX</b>	<b>3,380,447</b>	<b>(287,787)</b>	<b>65,531</b>	<b>3,027,129</b>	<b>0</b>	<b>0.0 %</b>
378399	KALANA O MAUI LEAK REPAIRS	364,529			364,529		0.0 %
<b>97092</b>	<b>* KALANA O MAUI BLDG LEAK REPRS</b>	<b>364,529</b>	<b>0</b>	<b>0</b>	<b>364,529</b>	<b>0</b>	<b>0.0 %</b>
378405	2154 KAOHU ST BLDG IMPRVMENTS	50,000	(16,455)	9,293	24,252		0.0 %
<b>97117</b>	<b>* 2154 Kaohu St Bldg Imprvmnts</b>	<b>50,000</b>	<b>(16,455)</b>	<b>9,293</b>	<b>24,252</b>	<b>0</b>	<b>0.0 %</b>
378269	COUNTY SERVICE CENTER	160,000			160,000		0.0 %
<b>97119</b>	<b>* COUNTY SERVICE CENTER</b>	<b>160,000</b>	<b>0</b>	<b>0</b>	<b>160,000</b>	<b>0</b>	<b>0.0 %</b>
389744	WAILUKU REDEVT MUNI PRKG LOT		4,300,000			4,300,000	100.0 %
<b>98044</b>	<b>* WAI REDV'T MUNI PARK'G LOT EXP</b>	<b>0</b>	<b>4,300,000</b>	<b>0</b>	<b>0</b>	<b>4,300,000</b>	<b>100.0 %</b>
<b>903</b>	<b>** Government Facilities</b>	<b>9,008,810</b>	<b>3,995,758</b>	<b>1,218,872</b>	<b>7,485,696</b>	<b>4,300,000</b>	<b>33.1 %</b>
345310	WAR MEMORIAL CIVIC COMPLEX	29,323	(29,323)				-
<b>94010</b>	<b>* WAR MEMORIAL CIVIC COMPLEX</b>	<b>29,323</b>	<b>(29,323)</b>	<b>0</b>	<b>0</b>	<b>0</b>	<b>- -</b>
345311	WM COMPLEX PAVING IMPROVEMENTS	24,432			24,432		0.0 %
<b>94011</b>	<b>* WM COMPLEX PAVING IMPROVEMENTS</b>	<b>24,432</b>	<b>0</b>	<b>0</b>	<b>24,432</b>	<b>0</b>	<b>0.0 %</b>
356411	KANAHA BEACH PRK MSTR PLAN	56,078		20,545	35,532		0.0 %
<b>95011</b>	<b>* KANAHA BEACH PARK MASTER PLAN</b>	<b>56,078</b>	<b>0</b>	<b>20,545</b>	<b>35,532</b>	<b>0</b>	<b>0.0 %</b>
356412	WAILUKU GYM IMPROVEMENTS	9,479		9,479			0.0 %
<b>95012</b>	<b>* WAILUKU GYM IMPROVEMENTS</b>	<b>9,479</b>	<b>0</b>	<b>9,479</b>	<b>0</b>	<b>0</b>	<b>0.0 %</b>
356413	WAIL-WAIH-WAIK PARKS SYS	14,733		8,592	6,141		0.0 %

**County of Maui**  
**Statement of Appropriations and Expenditures**  
**Capital Improvement Program by District**  
**Fiscal Year Ending 6/30/2017 - as of 12/31/2017**

04	Wailuku-Kahului	Prior Year Encumbrance / Carryover	Amended Budget / Lapses	Year to Date Expended	Current Encumbrance 12/31/2017	Balance Available	% of Budget Available
Index	* Activity ** Program *** District						
95013	* WAILUKU-WAIHEE-WAIKAPU PARKS	14,733	0	8,592	6,141	0	0.0 %
367105	CENTRAL MAUI PARKS SYSTEM	251,738		178,799	72,939		0.0 %
96005	* CENTRL MAUI PARKS SYSTEM	251,738	0	178,799	72,939	0	0.0 %
367106	KEPANIWAI HERITAGE GARDENS	66,260			66,260		0.0 %
96006	* KEPANIWAI HERITAGE GARDENS	66,260	0	0	66,260	0	0.0 %
378256	CENTRAL MAUI PARKS SYSTEM	402,779			402,779		0.0 %
378355	CENTRAL MAUI PARKS SYSTEM	486,148		30,438	455,710		0.0 %
97055	* CENTRAL MAUI PARKS SYSTEM	888,927	0	30,438	858,489	0	0.0 %
378257	WAIIEHU GC STARTER BOOTH/RESTO	494,800			494,800		0.0 %
97057	* WAIIEHU GC STARTER BOOTH/RESTAU	494,800	0	0	494,800	0	0.0 %
378258	WAIIEHU GC WWTR IMPR	47,600		14,500	33,100		0.0 %
97058	* WAIIEHU GC WW IMPROVEMENTS	47,600	0	14,500	33,100	0	0.0 %
378260	WAIKAPU CC EXPANSION	17,869			17,869		0.0 %
97060	* WAIKAPU COMTY CTR EXPANSION	17,869	0	0	17,869	0	0.0 %
378261	WAILUKU POOL IMPRVMNTS	24,987		6,304	18,683		0.0 %
97061	* WAILUKU POOL IMPROVEMENTS	24,987	0	6,304	18,683	0	0.0 %
378262	WM COMPLEX PAVING IMPRV	72,522		17,590	54,932		0.0 %
97062	* WM COMPLEX PAVING IMPRVMNTS	72,522	0	17,590	54,932	0	0.0 %
389739	WAR MEMORIAL GYM BLDG IMPRV		350,000		71,150	278,850	79.7 %
98039	* WM GYM BLDG IMPROVEMENTS	0	350,000	0	71,150	278,850	79.7 %
389740	CENTRAL MAUI PARKS SYSTEM		1,000,000			1,000,000	100.0 %
98040	* CENTRAL MAUI PARKS SYSTEM	0	1,000,000	0	0	1,000,000	100.0 %

**County of Maui**  
**Statement of Appropriations and Expenditures**  
**Capital Improvement Program by District**  
**Fiscal Year Ending 6/30/2017 - as of 12/31/2017**

04	Wailuku-Kahului	Prior Year Encumbrance / Carryover	Amended Budget / Lapses	Year to Date Expended	Current Encumbrance 12/31/2017	Balance Available	% of Budget Available
Index	* Activity ** Program *** District						
389741	WAIKAPU CC BASKETBALL CRT IMPV		500,000	251,420	210,310	38,270	7.7 %
<b>98041</b>	<b>* WAIKAPU COM'TY CTR BB COURT</b>	<b>0</b>	<b>500,000</b>	<b>251,420</b>	<b>210,310</b>	<b>38,270</b>	<b>7.7 %</b>
389742	NEW KAHULUI COM'TY CTR		250,000			250,000	100.0 %
<b>98042</b>	<b>* NEW KAHULUI COMMUNITY CENTER</b>	<b>0</b>	<b>250,000</b>	<b>0</b>	<b>0</b>	<b>250,000</b>	<b>100.0 %</b>
<b>904</b>	<b>** Parks and Recreation</b>	<b>1,998,748</b>	<b>2,070,677</b>	<b>537,667</b>	<b>1,964,637</b>	<b>1,567,120</b>	<b>38.5 %</b>
501030	KAHULUI TANK II - CONSTRUCTION	1,750,000			1,750,000		0.0 %
<b>91024</b>	<b>* Wai-kah distr system imprvmnts</b>	<b>1,750,000</b>	<b>0</b>	<b>0</b>	<b>1,750,000</b>	<b>0</b>	<b>0.0 %</b>
536100	IAO WATER TREATMENT FAC REPLCM	17,137,778		7,696,776	8,103,004	1,337,998	7.8 %
<b>96072</b>	<b>* IAO WTR TREATMENT FAC REPLCMNT</b>	<b>17,137,778</b>	<b>0</b>	<b>7,696,776</b>	<b>8,103,004</b>	<b>1,337,998</b>	<b>7.8 %</b>
547030	CENTRAL MAUI RELIABLE CAPACITY	425,000	(116,939)		308,061		0.0 %
<b>97114</b>	<b>* C MAUI RELIABLE CAPACITY</b>	<b>425,000</b>	<b>(116,939)</b>	<b>0</b>	<b>308,061</b>	<b>0</b>	<b>0.0 %</b>
548250	KAHULUI TANK II		2,450,000			2,450,000	100.0 %
<b>98086</b>	<b>* KAHULUI TANK II</b>	<b>0</b>	<b>2,450,000</b>	<b>0</b>	<b>0</b>	<b>2,450,000</b>	<b>100.0 %</b>
529050	CENTRAL MAUI RELIABLE CAPACITY		500,000			500,000	100.0 %
<b>98087</b>	<b>* CENTRAL MAUI RELIABLE CAPACITY</b>	<b>0</b>	<b>500,000</b>	<b>0</b>	<b>0</b>	<b>500,000</b>	<b>100.0 %</b>
529070	WAILUKU WATER CO ACQUISITION		150,000			150,000	100.0 %
<b>98089</b>	<b>* WAILUKU WATER CO ACQUISITION</b>	<b>0</b>	<b>150,000</b>	<b>0</b>	<b>0</b>	<b>150,000</b>	<b>100.0 %</b>
<b>905</b>	<b>** WATER SUPPLY</b>	<b>19,312,778</b>	<b>2,983,061</b>	<b>7,696,776</b>	<b>10,161,065</b>	<b>4,437,998</b>	<b>19.9 %</b>
317504	KAM/HINA AVE TRAFFIC SIGNAL	383,123				383,123	100.0 %
<b>91099</b>	<b>* State/Fed/Private FY2001/2011</b>	<b>383,123</b>	<b>0</b>	<b>0</b>	<b>0</b>	<b>383,123</b>	<b>100.0 %</b>
327501	KAHEKILI HWAY PAVMENT/REHAB	881,599				881,599	100.0 %
327507	LONO AVE PAVEMENT REHABILITATI	12,430		180		12,250	98.6 %

**County of Maui**  
**Statement of Appropriations and Expenditures**  
**Capital Improvement Program by District**  
**Fiscal Year Ending 6/30/2017 - as of 12/31/2017**

04	Wailuku-Kahului	Prior Year Encumbrance / Carryover	Amended Budget / Lapses	Year to Date Expended	Current Encumbrance 12/31/2017	Balance Available	% of Budget Available
Index	* Activity ** Program *** District						
92099	* State/Fed/Private FY2002/2012	894,029	0	180	0	893,849	100.0 %
331122	KAM AVE/HINA PVTMNT REHAB	144,423			144,423		0.0 %
93022	* KAMEHAMEHA/HINA PAVEMENT	144,423	0	0	144,423	0	0.0 %
331124	WAKEA PVMNT KAAHUMANU/PUUNENE	61,735			61,735		0.0 %
93024	* WAKEA/KAAHUMANU/PUUNENE PVMNT	61,735	0	0	61,735	0	0.0 %
331125	KAMEHAMEHA AVE AT KANE ST	19,540	(13,006)	6,533			0.0 %
93025	* KAMEHAMEHA AT KANE STREET	19,540	(13,006)	6,533	0	0	0.0 %
337504	KAMEHAMEHA AVE PAVEMENT REHAB	1,522,324			577,690	944,634	62.1 %
337505	KAMEHAMEHA TRFC SIGNAL @ KANE	167,226		26,133		141,092	84.4 %
337515	WAKEA AVE PAVEMENT REHAB	1,060,906			246,775	814,132	76.7 %
93099	* State/Fed/Private FY2003/2013	2,750,456	0	26,133	824,465	1,899,858	69.1 %
345326	WAKEA/KAMEHAMEHA AVE TRAFFIC	35,379			35,379		0.0 %
94026	* WAKEA/KAMEHAMEHA TRAFFIC SIGN	35,379	0	0	35,379	0	0.0 %
345248	WAIALE RD SHOULDER IMPROVEMENT	62,360			62,360		0.0 %
94048	* WAIALE RD SHOULDER IMPROVEMENT	62,360	0	0	62,360	0	0.0 %
345293	WAKEA AVE TRAFFIC SIGNALS	2,763			2,763		0.0 %
94049	* WAKEA AVE TRAFFIC SIGNALS/HINA	2,763	0	0	2,763	0	0.0 %
345250	WAKEA AVE/WELLS PAVEMENT REHAB	45,199			45,199		0.0 %
94050	* WAKEA/WELLS ST PAVEMENT REHAB	45,199	0	0	45,199	0	0.0 %
345401	WAKEA AVE/WELLS ST PAVEMENT RE	348,103			275,574	72,529	20.8 %
345402	WAKEA AVE at HINA TRAFFIC	59,853			29,319	30,534	51.0 %
347520	PAPA AVE PAVEMENT REHABILITATI	181,861		(51,080)	231,113	1,828	1.0 %
94099	* State/Fed/Private FY94/04/2014	589,817	0	(51,080)	536,006	104,891	17.8 %



**County of Maui**  
**Statement of Appropriations and Expenditures**  
**Capital Improvement Program by District**  
**Fiscal Year Ending 6/30/2017 - as of 12/31/2017**

04	Wailuku-Kahului	Prior Year	Amended	Year	Current	Balance	% of
Index	Activity ** Program *** District	Encumbrance	Budget /	to Date	Encumbrance	Available	Budget
*	**	/	Lapses	Expended	12/31/2017	Available	Available
356225	HANSEN ROAD IMPROVEMENT	45,329		3,518	41,811		0.0 %
<b>95042</b>	<b>* HANSEN ROAD IMPROVEMENTS</b>	<b>45,329</b>	<b>0</b>	<b>3,518</b>	<b>41,811</b>	<b>0</b>	<b>0.0 %</b>
356244	KAHAKULOA STREAM BRIDGE	203,602			203,602		0.0 %
<b>95044</b>	<b>* KAHAKULOA STREAM BRIDGE</b>	<b>203,602</b>	<b>0</b>	<b>0</b>	<b>203,602</b>	<b>0</b>	<b>0.0 %</b>
356245	WAIALE ROAD EXTENSION	362,068			362,068		0.0 %
<b>95045</b>	<b>* WAIALE ROAD EXTENSION</b>	<b>362,068</b>	<b>0</b>	<b>0</b>	<b>362,068</b>	<b>0</b>	<b>0.0 %</b>
356246	WAIIEHU STREAM BRIDGE REPAIR	500,000		500,000			0.0 %
<b>95046</b>	<b>* WAIIEHU STREAM BRIDGE REPAIR</b>	<b>500,000</b>	<b>0</b>	<b>500,000</b>	<b>0</b>	<b>0</b>	<b>0.0 %</b>
356700	HANSEN RD PAVEMENT RECONS	106,373				106,373	100.0 %
356720	LONO AVE PAVEMENT REHAB PH2	57,941				57,941	100.0 %
<b>95099</b>	<b>* State/Fed/PVT FY95-05-15</b>	<b>164,314</b>	<b>0</b>	<b>0</b>	<b>0</b>	<b>164,314</b>	<b>100.0 %</b>
367129	CENTRAL MAUI BIKE/PEDESTRIAN	67,569		43,973	23,596		0.0 %
<b>96029</b>	<b>* CENTRAL MAUI BIKE &amp; PEDESTRIAN</b>	<b>67,569</b>	<b>0</b>	<b>43,973</b>	<b>23,596</b>	<b>0</b>	<b>0.0 %</b>
367241	KAHEKILI HWY IMPRV	3,000,000		3,000,000			0.0 %
<b>96041</b>	<b>* KAHEKILI HIGHWAY IMPROVMENTS</b>	<b>3,000,000</b>	<b>0</b>	<b>3,000,000</b>	<b>0</b>	<b>0</b>	<b>0.0 %</b>
367242	KUIKAHI DR PAVEMENT REHAB	401,143		288,996	112,147		0.0 %
<b>96042</b>	<b>* KUIKAHI DRIVE PAVEMENT REHAB</b>	<b>401,143</b>	<b>0</b>	<b>288,996</b>	<b>112,147</b>	<b>0</b>	<b>0.0 %</b>
378206	KAHAKULOA STREAM BRIDGE	649,402			649,402		0.0 %
<b>97100</b>	<b>* KAHAKULOA STREAM BRIDGE</b>	<b>649,402</b>	<b>0</b>	<b>0</b>	<b>649,402</b>	<b>0</b>	<b>0.0 %</b>
378207	ONEHEE/KEA PAVEMNT REHAB	200,000			200,000		0.0 %
<b>97101</b>	<b>* ONEHEE/KEA PAVEMNT REHAB</b>	<b>200,000</b>	<b>0</b>	<b>0</b>	<b>200,000</b>	<b>0</b>	<b>0.0 %</b>
378402	C MAUI SIGNAL UPGRADE	270,000	(21,200)		248,800		0.0 %

**County of Maui**  
**Statement of Appropriations and Expenditures**  
**Capital Improvement Program by District**  
**Fiscal Year Ending 6/30/2017 - as of 12/31/2017**

04	Wailuku-Kahului	Prior Year	Amended	Year	Current	Balance	% of
Index	Activity ** Program *** District	Encumbrance	Budget /	to Date	Encumbrance	Available	Budget
		/ Carryover	Lapses	Expended	12/31/2017		Available
97102	* CENTRAL MAUI SIGNAL UPGRADES	270,000	(21,200)	0	248,800	0	0.0 %
378403	KAMEHAMEHA AVE SW IMPRV	327,792	(9,030)	5,328	313,434		0.0 %
97103	* KAMEHAMEHA AVE SIDEWALK IMPR	327,792	(9,030)	5,328	313,434	0	0.0 %
378404	WAKEA/KAMEHA INTERSEC IMPRV	240,000	(21,769)	21,771	196,460		0.0 %
97104	* WAKEA/KAMEHA AVE INTERSCTN IMP	240,000	(21,769)	21,771	196,460	0	0.0 %
389800	PAVEMENT REHAB S MAUI ROADS		5,448,986			5,448,986	100.0 %
98099	* FY98/08 State/Fed/Private	0	5,448,986	0	0	5,448,986	100.0 %
907	** Roads	11,420,043	5,383,981	3,845,352	4,063,650	8,895,021	52.9 %
356478	C MAUI LANDFILL IMPRVMT	24,083		22,362	1,721		0.0 %
95078	* CENTRAL MAUI LF IMPROVEMENTS	24,083	0	22,362	1,721	0	0.0 %
367168	WAIKAPU CLOSED LF REMEDIATIN	525		525			0.0 %
96068	* WAIKAPU CLOSED LF REMEDIATION	525	0	525	0	0	0.0 %
378314	CML PH V GAS COLL SYS EXP	841,619	(816,762)	24,858			0.0 %
97014	* CML PH V GAS COLL'N SYS EXP	841,619	(816,762)	24,858	0	0	0.0 %
378315	CML SYS CTRL/DATA ACQUISTN	80,000	(169)	21,381	58,449		0.0 %
97015	* CML SYS CONTROL & DATA ACQUI	80,000	(169)	21,381	58,449	0	0.0 %
378316	LEACHATE COLL/RECOV/EDS UPGRD	76,182	(778)	25,773	49,632		0.0 %
97016	* LEACHATE COLL/RECOVERY/ELEC DS	76,182	(778)	25,773	49,632	0	0.0 %
389712	LEACHATE COLL/RECOV/ELEC DS UP		250,000			250,000	100.0 %
98012	* LEACHATE COLL/REC/ELEC DSUpgrd	0	250,000	0	0	250,000	100.0 %
389713	WAIKAPU LF SITE RESTORATN		860,000	595,363	264,624	13	0.0 %

**County of Maui**  
**Statement of Appropriations and Expenditures**  
**Capital Improvement Program by District**  
**Fiscal Year Ending 6/30/2017 - as of 12/31/2017**

04	Wailuku-Kahului	Prior Year	Amended	Year	Current	Balance	% of
Index	Activity ** Program *** District	Encumbrance	Budget /	to Date	Encumbrance	Available	Budget
*	**	/ Carryover	Lapses	Expended	12/31/2017	Available	Available
98013	* WAIKAPU LDFILL SITE RESTORATN	0	860,000	595,363	264,624	13	0.0 %
389714	CML PHASE V-B EXTENSION		3,625,000	132,574	3,492,058	367	0.0 %
98014	* CML PH V-B EXTENSION	0	3,625,000	132,574	3,492,058	367	0.0 %
908	** Solid Waste Facilities	1,022,409	3,917,291	822,836	3,866,484	250,380	5.1 %
345369	HOO HUI ANA FM REPLACEMENT	63,289	(45,272)	18,017			0.0 %
94069	* HOO HUI ANA FM REPLACEMENT	63,289	(45,272)	18,017	0	0	0.0 %
356463	EPA CONSENT DECREE SEWER REHAB	72,292		12,169	60,123		0.0 %
95063	* EPA CONSENT DECREE SEWER REHAB	72,292	0	12,169	60,123	0	0.0 %
356481	WAIIEHU WWPS FM REPLACEMENT	25,000	(10,274)	14,726			0.0 %
95081	* WAIIEHU WWPS FM REPLACEMENT	25,000	(10,274)	14,726	0	0	0.0 %
367155	EPA CONSENT DECREE SEWER REHAB	640,834		640,834			0.0 %
96055	* EPA CONSENT DECREE SEWER REHAB	640,834	0	640,834	0	0	0.0 %
367171	HAWAIIAN HOMES FM REPLCMNT	1,088,445		1,088,445			0.0 %
96071	* HAWAIIAN HOMES FM REPLACEMENT	1,088,445	0	1,088,445	0	0	0.0 %
378317	EPA SEWER REHABILITATION	1,000,000		6,586	993,414		0.0 %
97017	* EPA SEWER REHABILITATION	1,000,000	0	6,586	993,414	0	0.0 %
378318	WAI-KAH WWRF SOLID BLDG RENO	1,000,000	(342,394)		657,606		0.0 %
97018	* WAI-KAH WWRF SOLIDS BLDG RENO	1,000,000	(342,394)	0	657,606	0	0.0 %
389715	WAI-KAH EPA COMP SEWER REHAB		1,000,000		1,000,000		0.0 %
98015	* WAI-KAH EPA COMP SEWER REHAB	0	1,000,000	0	1,000,000	0	0.0 %
389716	WAI-KAH RECYCLED WTR FM		500,000			500,000	100.0 %

**County of Maui**  
**Statement of Appropriations and Expenditures**  
**Capital Improvement Program by District**  
**Fiscal Year Ending 6/30/2017 - as of 12/31/2017**

04	Wailuku-Kahului	Prior Year	Amended	Year	Current	Balance	% of
Index	Activity ** Program *** District	Encumbrance	Budget /	to Date	Encumbrance	Available	Budget
* Activity ** Program *** District		/ Carryover	Lapses	Expended	12/31/2017		Available
98016	* WAI-KAH RECYCLED WATER FM	0	500,000	0	0	500,000	100.0 %
909	** Wastewater Facilities	3,889,860	1,102,060	1,780,777	2,711,143	500,000	10.0 %
District ***	Wailuku-Kahului	<u>48,511,538</u>	<u>19,379,892</u>	<u>16,084,484</u>	<u>31,856,226</u>	<u>19,950,719</u>	<u>29.4 %</u>

**County of Maui**  
**Statement of Appropriations and Expenditures**  
**Capital Improvement Program by District**  
**Fiscal Year Ending 6/30/2017 - as of 12/31/2017**

05	Kihei-Makena	Prior Year	Amended	Year	Current	Balance	% of
Index	Activity ** Program *** District	Encumbrance	Budget /	to Date	Encumbrance	Available	Budget
		/ Carryover	Lapses	Expended	12/31/2017		Available
331244	HAUOLI ST DRAINAGE IMPRVMNT	27,790			27,790		0.0 %
<b>93044</b>	<b>* HAUOLI ST DRAINAGE IMPROVEMNT</b>	<b>27,790</b>	<b>0</b>	<b>0</b>	<b>27,790</b>	<b>0</b>	<b>0.0 %</b>
378218	S KIHEI RD CULVERT REPLCMNT	2,063,522		872,397	1,191,125		0.0 %
<b>97118</b>	<b>* S KIHEI RD CULVERT REPLCMNT</b>	<b>2,063,522</b>	<b>0</b>	<b>872,397</b>	<b>1,191,125</b>	<b>0</b>	<b>0.0 %</b>
<b>901</b>	<b>** Drainage</b>	<b>2,091,312</b>	<b>0</b>	<b>872,397</b>	<b>1,218,915</b>	<b>0</b>	<b>0.0 %</b>
331253	KIHEI POLICE STATION	27,874			27,874		0.0 %
<b>93093</b>	<b>* KIHEI POLICE STATION</b>	<b>27,874</b>	<b>0</b>	<b>0</b>	<b>27,874</b>	<b>0</b>	<b>0.0 %</b>
<b>903</b>	<b>** Government Facilities</b>	<b>27,874</b>	<b>0</b>	<b>0</b>	<b>27,874</b>	<b>0</b>	<b>0.0 %</b>
356416	SOUTH MAUI PARKS SYSTEM	59,491			59,491		0.0 %
<b>95016</b>	<b>* SOUTH MAUI PARKS SYSTEM</b>	<b>59,491</b>	<b>0</b>	<b>0</b>	<b>59,491</b>	<b>0</b>	<b>0.0 %</b>
356227	SO MAUI COMMUNITY PARK	189,468			189,468		0.0 %
<b>95048</b>	<b>* SOUTH MAUI COMMUNITY PARK</b>	<b>189,468</b>	<b>0</b>	<b>0</b>	<b>189,468</b>	<b>0</b>	<b>0.0 %</b>
367107	SOUTH MAUI PARKS SYSTEM	26,582			26,582		0.0 %
<b>96007</b>	<b>* SOUTH MAUI PARKS SYSTEM</b>	<b>26,582</b>	<b>0</b>	<b>0</b>	<b>26,582</b>	<b>0</b>	<b>0.0 %</b>
367108	WAIPUILANI PARK IRRIGATION	433,700		394,771	38,929		0.0 %
<b>96008</b>	<b>* WAIPUILANI PARK IRRIGATION</b>	<b>433,700</b>	<b>0</b>	<b>394,771</b>	<b>38,929</b>	<b>0</b>	<b>0.0 %</b>
378244	SOUTH MAUI PARKS SYSTEM	280,783		54,502	226,281		0.0 %
378340	SOUTH MAUI PARKS SYSTEM	501,604		83,883	417,720		0.0 %
<b>97040</b>	<b>* SOUTH MAUI PARKS SYSTEM</b>	<b>782,387</b>	<b>0</b>	<b>138,385</b>	<b>644,001</b>	<b>0</b>	<b>0.0 %</b>
378341	WAIPUILANI PRK IRRIGATION	95,533	(81,137)	12,843	1,553		0.0 %
<b>97041</b>	<b>* WAIPUILANI PARK IRRIGATN SYS</b>	<b>95,533</b>	<b>(81,137)</b>	<b>12,843</b>	<b>1,553</b>	<b>0</b>	<b>0.0 %</b>
378243	SM COMMUNITY PARK	544,968			544,968		0.0 %

**County of Maui**  
**Statement of Appropriations and Expenditures**  
**Capital Improvement Program by District**  
**Fiscal Year Ending 6/30/2017 - as of 12/31/2017**

05	Kihei-Makena	Prior Year Encumbrance / Carryover	Amended Budget / Lapses	Year to Date Expended	Current Encumbrance 12/31/2017	Balance Available	% of Budget Available
Index	* Activity ** Program *** District						
97043	* S MAUI COMMUNITY PARK	544,968	0	0	544,968	0	0.0 %
378223	SM COMMUNITY PARK REC CTR	20,075,722		2,209,587	17,866,135		0.0 %
97123	* SM COMM'ITY PARK REC CTR	20,075,722	0	2,209,587	17,866,135	0	0.0 %
389732	SOUTH MAUI PARKS SYSTEM		638,000		291,525	346,475	54.3 %
98032	* SOUTH MAUI PARKS SYSTEM	0	638,000	0	291,525	346,475	54.3 %
389756	WAIPUILANI PARK IRRIGATION SYS		81,137			81,137	100.0 %
98063	* WAIPUILANI PARK IRRIGATION SYS	0	81,137	0	0	81,137	100.0 %
904	** Parks and Recreation	22,207,851	638,000	2,755,586	19,662,652	427,612	1.9 %
521540	BOOSTER PMP/MTR	24,822		1,838	22,985		0.0 %
91065	* Kihei-Makena distrbtn sys impr	24,822	0	1,838	22,985	0	0.0 %
905	** WATER SUPPLY	24,822	0	1,838	22,985	0	0.0 %
317030	KULANIHAKOI BRIDGE REPLACEMNT	33,442		33,442			0.0 %
91011	* Kulanihakoi bridge replcmnt	33,442	0	33,442	0	0	0.0 %
331127	S KIHEI RD PAVEMENT REHAB	26,100	(25,566)	534			0.0 %
93027	* SO KIHEI RD PVMNT REHAB	26,100	(25,566)	534	0	0	0.0 %
345331	NORTH SO COLLECTOR RD/NAMAUU	101,119		48,747	52,371		0.0 %
94031	* NORTH SOUTH COLLECTOR ROAD	101,119	0	48,747	52,371	0	0.0 %
345400	SO KIHEI RD PAVEMENT REHAB	144,866		2,136		142,730	98.5 %
347501	KIHEI BIKEWAY-PIILANI NORTH	397,131				397,131	100.0 %
94099	* State/Fed/Private FY94/04/2014	541,997	0	2,136	0	539,861	99.6 %
356215	WAILEA ALANUI/IKE DR PAVEMENT	49,060		1,407	47,653		0.0 %
95049	* WAILEA ALANUI/IKE DR PVMNT IM	49,060	0	1,407	47,653	0	0.0 %

**County of Maui**  
**Statement of Appropriations and Expenditures**  
**Capital Improvement Program by District**  
**Fiscal Year Ending 6/30/2017 - as of 12/31/2017**

05	Kihei-Makena	Prior Year	Amended	Year	Current	Balance	% of
Index	Activity ** Program *** District	Encumbrance	Budget /	to Date	Encumbrance	Available	Budget
		/ Carryover	Lapses	Expended	12/31/2017		Available
356760	WAILEA ALANUI/IKE DR PAVEMENT	159,995			159,995		0.0 %
<b>95099</b>	<b>* State/Fed/PVT FY95-05-15</b>	<b>159,995</b>	<b>0</b>	<b>0</b>	<b>159,995</b>	<b>0</b>	<b>0.0 %</b>
367244	NORTH SO COLLECTOR RD	553,622		116,704	436,918		0.0 %
<b>96044</b>	<b>* NORTH SOUTH COLLECTOR RD</b>	<b>553,622</b>	<b>0</b>	<b>116,704</b>	<b>436,918</b>	<b>0</b>	<b>0.0 %</b>
367184	S MAUI REGIONAL TRAFFIC	316,201		83,301	232,899		0.0 %
<b>96084</b>	<b>* S MAUI REGIONAL TRAFFIC MP</b>	<b>316,201</b>	<b>0</b>	<b>83,301</b>	<b>232,899</b>	<b>0</b>	<b>0.0 %</b>
367577	NORTH SO COLLECTOR RD	246,378			246,378		0.0 %
367579	KIHEI BIKEWAY PHASE 2	45,803			45,803		0.0 %
369501	KIHEI BIKEWAY PHASE 2	73,845			73,845		0.0 %
369503	SO MAUI TRAFFIC MASTER PLAN	342,000			342,000		0.0 %
369505	KUIKAHI DR PAVEMENT REHAB	1,861,238	269,212	1,155,985	698,129	276,336	13.0 %
369507	BALDWIN AVE PAVEMNT REHAB PH2	1,993,915	520,002	1,675,887	838,030		0.0 %
<b>96099</b>	<b>* State/FED/PVT FY96 FY06 FY16</b>	<b>4,563,179</b>	<b>789,214</b>	<b>2,831,872</b>	<b>2,244,185</b>	<b>276,336</b>	<b>5.2 %</b>
378284	PAVEMNT REHAB SM LOCATIONS	277		278			0.0 %
<b>97084</b>	<b>* SM PAVEMNT REHAB VARIOUS LOC</b>	<b>277</b>	<b>0</b>	<b>278</b>	<b>0</b>	<b>0</b>	<b>0.0 %</b>
378385	WAIPUILANI BIKE PATH	150,000		55,797	94,203		0.0 %
<b>97085</b>	<b>* WAIPUILANI BIKE PATH</b>	<b>150,000</b>	<b>0</b>	<b>55,797</b>	<b>94,203</b>	<b>0</b>	<b>0.0 %</b>
<b>907</b>	<b>** Roads</b>	<b>6,494,992</b>	<b>763,648</b>	<b>3,174,218</b>	<b>3,268,224</b>	<b>816,197</b>	<b>11.2 %</b>
345372	KIHEI FM #16 REPLACEMENT	20,951		20,951			0.0 %
<b>94072</b>	<b>* KIHEI FM #16 REPLACEMENT</b>	<b>20,951</b>	<b>0</b>	<b>20,951</b>	<b>0</b>	<b>0</b>	<b>0.0 %</b>
356465	SO MAUI RECYCLED WATER	22,074			22,074		0.0 %
<b>95065</b>	<b>* SO MAUI RECYCLED WATER SYSTEM</b>	<b>22,074</b>	<b>0</b>	<b>0</b>	<b>22,074</b>	<b>0</b>	<b>0.0 %</b>
356482	S MAUI RECYCLED WTR DIST SYS	18,626			18,626		0.0 %

**County of Maui**  
**Statement of Appropriations and Expenditures**  
**Capital Improvement Program by District**  
**Fiscal Year Ending 6/30/2017 - as of 12/31/2017**

05	Kihei-Makena	Prior Year Encumbrance / Carryover	Amended Budget / Lapses	Year to Date Expended	Current Encumbrance 12/31/2017	Balance Available	% of Budget Available
Index	* Activity ** Program *** District						
95082	* SO MAUI RECYCLED WATER DISTRIB	18,626	0	0	18,626	0	0.0 %
367173	KIHEI #16 PS REHAB/FM REPLC	4,400,000		1,411,754	2,988,246		0.0 %
96073	* KIHEI #16 PS REHAB/FM REPLCMNT	4,400,000	0	1,411,754	2,988,246	0	0.0 %
378309	KENOLIO RD/KOKI SEWER REHAB	12,440		11,168	1,272		0.0 %
97009	* KENOLIO RD/KOKI PL SEWER REHAB	12,440	0	11,168	1,272	0	0.0 %
378310	KIHEI WWF RTU UPGRDS	1,353,277	(143,544)	52,627	1,157,105		0.0 %
97010	* KIHEI WWRF RTU UPGRADES	1,353,277	(143,544)	52,627	1,157,105	0	0.0 %
378311	N KIHEI MAUKA TRNSM SYS	155,217	(576)	98,939	55,702		0.0 %
97011	* N KIHEI MAUKA TRANSMISSION SYS	155,217	(576)	98,939	55,702	0	0.0 %
378312	KULANIHAKOI ST RECYCLE WTR LN	1,682,792	(226,459)	1,176,717	279,616		0.0 %
97012	* KULANIHAKOI SR RECYCLED WTR LN	1,682,792	(226,459)	1,176,717	279,616	0	0.0 %
378407	KIHEI #16 PS REHAB/FM REPLC	1,010,000	(757)		1,009,243		0.0 %
97120	* KIHEI #16 PS REHAB/FM REPLC	1,010,000	(757)	0	1,009,243	0	0.0 %
389705	S KIHEI RD GRAVITY SYS CAP UPG		500,000			500,000	100.0 %
98005	* SK RD GRAVITY SYSTEM CAP UPGRD	0	500,000	0	0	500,000	100.0 %
389406	SM RECYCLED WATER SYS EXP		3,750,000			3,750,000	100.0 %
389706	SM RECYCLED WATER SYS EXP		2,750,000			2,750,000	100.0 %
98006	* SM RECYCLED WATER SYSTEM EXP	0	6,500,000	0	0	6,500,000	100.0 %
909	** Wastewater Facilities	8,675,377	6,628,664	2,772,156	5,531,884	7,000,000	45.7 %
District ***	Kihei-Makena	39,522,228	8,030,312	9,576,195	29,732,534	8,243,809	17.3 %



**County of Maui**  
**Statement of Appropriations and Expenditures**  
**Capital Improvement Program by District**  
**Fiscal Year Ending 6/30/2017 - as of 12/31/2017**

06	West Maui	Prior Year Encumbrance / Carryover	Amended Budget / Lapses	Year to Date Expended	Current Encumbrance 12/31/2017	Balance Available	% of Budget Available
Index	* Activity ** Program *** District						
317506	LAHAINA WATERSHED PROJ DIVERSI	67,511				67,511	100.0 %
<b>91099</b>	<b>* State/Fed/Private FY2001/2011</b>	<b>67,511</b>	<b>0</b>	<b>0</b>	<b>0</b>	<b>67,511</b>	<b>100.0 %</b>
321213	LAHAINA WATERSHED FLOOD CTRL	221,311		16,730	204,581		0.0 %
<b>92033</b>	<b>* LAHAINA WATERSHED FLOOD CONTRL</b>	<b>221,311</b>	<b>0</b>	<b>16,730</b>	<b>204,581</b>	<b>0</b>	<b>0.0 %</b>
382501	LAH WATERSHED EIS USDA NRCS	8,156				8,156	100.0 %
<b>92099</b>	<b>* State/Fed/Private FY2002/2012</b>	<b>8,156</b>	<b>0</b>	<b>0</b>	<b>0</b>	<b>8,156</b>	<b>100.0 %</b>
331247	LAHAINA WATERSHED FLD CONTROL	9,933			9,933		0.0 %
<b>93047</b>	<b>* LAHAINA WATERSHED FLD CONTROL</b>	<b>9,933</b>	<b>0</b>	<b>0</b>	<b>9,933</b>	<b>0</b>	<b>0.0 %</b>
337506	LAH WATERSHED PROJ DIV PH 3A	823,742			421,588	402,153	48.8 %
<b>93099</b>	<b>* State/Fed/Private FY2003/2013</b>	<b>823,742</b>	<b>0</b>	<b>0</b>	<b>421,588</b>	<b>402,153</b>	<b>48.8 %</b>
345276	LAHAINA WATERSHED FLOOD CTRL	56			56		0.0 %
<b>94054</b>	<b>* LAHAINA WATERSHED FLOOD CNTRL</b>	<b>56</b>	<b>0</b>	<b>0</b>	<b>56</b>	<b>0</b>	<b>0.0 %</b>
356216	LAHAINA WATERSHED FLD CTRL	216,315			216,315		0.0 %
<b>95050</b>	<b>* LAHAINA WATERSHED FLD CONTROL</b>	<b>216,315</b>	<b>0</b>	<b>0</b>	<b>216,315</b>	<b>0</b>	<b>0.0 %</b>
356229	NAPILI 4/5 CULVERT	45,696		40,335	5,361		0.0 %
<b>95052</b>	<b>* NAPILI 4/5 CULVERT/L HONO RD</b>	<b>45,696</b>	<b>0</b>	<b>40,335</b>	<b>5,361</b>	<b>0</b>	<b>0.0 %</b>
367245	LAHAINA WATERSHED FLD CTRL	1,985,000			1,985,000		0.0 %
<b>96045</b>	<b>* LAHAINA WATERSHED FLOOD CTRL</b>	<b>1,985,000</b>	<b>0</b>	<b>0</b>	<b>1,985,000</b>	<b>0</b>	<b>0.0 %</b>
<b>901</b>	<b>** Drainage</b>	<b>3,377,720</b>	<b>0</b>	<b>57,065</b>	<b>2,842,834</b>	<b>477,820</b>	<b>14.1 %</b>
379517	STATE OF HAWAII DOH GRANT	108,000		49,795		58,205	53.9 %
<b>97099</b>	<b>* State/Fed/PVT FY96 FY06 FY16</b>	<b>108,000</b>	<b>0</b>	<b>49,795</b>	<b>0</b>	<b>58,205</b>	<b>53.9 %</b>
<b>902</b>	<b>** Other Projects</b>	<b>108,000</b>	<b>0</b>	<b>49,795</b>	<b>0</b>	<b>58,205</b>	<b>53.9 %</b>

**County of Maui**  
**Statement of Appropriations and Expenditures**  
**Capital Improvement Program by District**  
**Fiscal Year Ending 6/30/2017 - as of 12/31/2017**

06	West Maui	Prior Year	Amended	Year	Current	Balance	% of
Index	Activity ** Program *** District	Encumbrance	Budget /	to Date	Encumbrance	Available	Budget
*	**	/ Carryover	Lapses	Expended	12/31/2017	*	Available
378219	LAHAINA REFUSE OFFICE	240,498		230,970	9,528		0.0 %
<b>97019</b>	<b>* LAHAINA REFUSE OFFICE</b>	<b>240,498</b>	<b>0</b>	<b>230,970</b>	<b>9,528</b>	<b>0</b>	<b>0.0 %</b>
<b>903</b>	<b>** Government Facilities</b>	<b>240,498</b>	<b>0</b>	<b>230,970</b>	<b>9,528</b>	<b>0</b>	<b>0.0 %</b>
345266	MOKUHINIA ECOSYSTEM/RESTORATN	15,257			15,257		0.0 %
<b>94107</b>	<b>* MOKUHINIA ECOSYSTEM/RESTORATN</b>	<b>15,257</b>	<b>0</b>	<b>0</b>	<b>15,257</b>	<b>0</b>	<b>0.0 %</b>
356462	WEST MAUI PARKS SYSTEM	277,560		277,560			0.0 %
<b>95062</b>	<b>* WEST MAUI PARKS SYSTEM</b>	<b>277,560</b>	<b>0</b>	<b>277,560</b>	<b>0</b>	<b>0</b>	<b>0.0 %</b>
356560	MOKUHINIA ECOSYSTEM RESTO	3,000			3,000		0.0 %
<b>95094</b>	<b>* MOKUHINIA ECOSYSTEM RESTO SYS</b>	<b>3,000</b>	<b>0</b>	<b>0</b>	<b>3,000</b>	<b>0</b>	<b>0.0 %</b>
367109	WEST MAUI PARKS SYSTEM	225,000		225,000			0.0 %
<b>96009</b>	<b>* WEST MAUI PARKS SYSTEM</b>	<b>225,000</b>	<b>0</b>	<b>225,000</b>	<b>0</b>	<b>0</b>	<b>0.0 %</b>
367154	WEST MAUI PARKS SYSTEM	412,477		391,647	20,830		0.0 %
<b>96054</b>	<b>* WEST MAUI PARKS SYSTEM</b>	<b>412,477</b>	<b>0</b>	<b>391,647</b>	<b>20,830</b>	<b>0</b>	<b>0.0 %</b>
378264	WEST MAUI PARKS SYSTEM	1,915,000		902,052	1,012,948		0.0 %
378363	WEST MAUI PARKS SYSTEM	81,400		546	80,854		0.0 %
378365	WEST MAUI PARKS SYSTEM	285,000	(142,456)		142,544		0.0 %
<b>97063</b>	<b>* W MAUI PARKS SYSTEM</b>	<b>2,281,400</b>	<b>(142,456)</b>	<b>902,598</b>	<b>1,236,346</b>	<b>0</b>	<b>0.0 %</b>
389743	WEST MAUI PARKS SYSTEM		950,000	53	65,203	884,744	93.1 %
<b>98043</b>	<b>* WEST MAUI PARKS SYSTEM</b>	<b>0</b>	<b>950,000</b>	<b>53</b>	<b>65,203</b>	<b>884,744</b>	<b>93.1 %</b>
<b>904</b>	<b>** Parks and Recreation</b>	<b>3,214,694</b>	<b>807,544</b>	<b>1,796,858</b>	<b>1,340,636</b>	<b>884,744</b>	<b>22.0 %</b>
541210	WEST MAUI SOURCE DEVELOPMENTS	131,898			131,898		0.0 %
<b>91060</b>	<b>* West Maui srce/trmnt plnt impr</b>	<b>131,898</b>	<b>0</b>	<b>0</b>	<b>131,898</b>	<b>0</b>	<b>0.0 %</b>

**County of Maui**  
**Statement of Appropriations and Expenditures**  
**Capital Improvement Program by District**  
**Fiscal Year Ending 6/30/2017 - as of 12/31/2017**

06	West Maui	Prior Year Encumbrance / Carryover	Amended Budget / Lapses	Year to Date Expended	Current Encumbrance 12/31/2017	Balance Available	% of Budget Available
Index	* Activity ** Program *** District						
524850	WEST MAUI DIST SYSTEM IMPROVMT	109,497		33,727	75,770		0.0 %
<b>94101</b>	<b>* WEST MAUI DIST SYSTEM IMPRVMT</b>	<b>109,497</b>	<b>0</b>	<b>33,727</b>	<b>75,770</b>	<b>0</b>	<b>0.0 %</b>
545150	WEST MAUI RELIABLE CAPACITY	242,302		30,799	211,503		0.0 %
<b>95085</b>	<b>* WEST MAUI RELIABLE CAPACITY</b>	<b>242,302</b>	<b>0</b>	<b>30,799</b>	<b>211,503</b>	<b>0</b>	<b>0.0 %</b>
537020	MAHINAHINA WELL #1 DEVELOPMENT	10,000,000	(10,000,000)				-
<b>97115</b>	<b>* MAHINAHINA WELL #1 DEV'T</b>	<b>10,000,000</b>	<b>(10,000,000)</b>	<b>0</b>	<b>0</b>	<b>0</b>	<b>- -</b>
529060	WEST MAUI RELIABLE CAPACITY		5,000,000			5,000,000	100.0 %
538020	WEST MAUI RELIABLE CAPACITY		5,000,000			5,000,000	100.0 %
<b>98088</b>	<b>* MAHINAHINA WELL #1 DEV'T</b>	<b>0</b>	<b>10,000,000</b>	<b>0</b>	<b>0</b>	<b>10,000,000</b>	<b>100.0 %</b>
<b>905</b>	<b>** WATER SUPPLY</b>	<b>10,483,697</b>	<b>0</b>	<b>64,526</b>	<b>419,171</b>	<b>10,000,000</b>	<b>95.4 %</b>
307027	SHAW ST SIDEWALK/WAINEE ST	35,951			35,951		0.0 %
<b>90126</b>	<b>* Shaw st/Wainee st to Hpiilani</b>	<b>35,951</b>	<b>0</b>	<b>0</b>	<b>35,951</b>	<b>0</b>	<b>0.0 %</b>
356430	FRONT ST DECK&RAIL REPAIR	6,557	(6,557)				-
<b>95030</b>	<b>* FRONT ST DECK &amp; RAIL REPAIR</b>	<b>6,557</b>	<b>(6,557)</b>	<b>0</b>	<b>0</b>	<b>0</b>	<b>- -</b>
356575	WM ROADWAY IMPRV MTV GRANT	715,000				715,000	100.0 %
<b>95099</b>	<b>* State/Fed/PVT FY95-05-15</b>	<b>715,000</b>	<b>0</b>	<b>0</b>	<b>0</b>	<b>715,000</b>	<b>100.0 %</b>
367575	WM ROADWAY IMPRV SVO GRANT	1,700,000				1,700,000	100.0 %
<b>96099</b>	<b>* State/FED/PVT FY96 FY06 FY16</b>	<b>1,700,000</b>	<b>0</b>	<b>0</b>	<b>0</b>	<b>1,700,000</b>	<b>100.0 %</b>
378406	WM GREENWAY PILOT PRJ	300,000			300,000		0.0 %
<b>97106</b>	<b>* WM GREENWAY PILOT PROJECT</b>	<b>300,000</b>	<b>0</b>	<b>0</b>	<b>300,000</b>	<b>0</b>	<b>0.0 %</b>
<b>907</b>	<b>** Roads</b>	<b>2,757,508</b>	<b>(6,557)</b>	<b>0</b>	<b>335,951</b>	<b>2,415,000</b>	<b>87.8 %</b>
367169	LOWALU CLOSED LF REMEDIATIN	83,189		83,189			0.0 %

**County of Maui**  
**Statement of Appropriations and Expenditures**  
**Capital Improvement Program by District**  
**Fiscal Year Ending 6/30/2017 - as of 12/31/2017**

06	West Maui	Prior Year Encumbrance / Carryover	Amended Budget / Lapses	Year to Date Expended	Current Encumbrance 12/31/2017	Balance Available	% of Budget Available
Index	* Activity ** Program *** District						
96069	* OLOWALU CLSD LF REMEDIATION	83,189	0	83,189	0	0	0.0 %
389717	LOWALU LF SITE RESTORATION		950,000	315,861	634,099	41	0.0 %
98017	* OLOWALU LDFILL SITE RESTORATN	0	950,000	315,861	634,099	41	0.0 %
908	** Solid Waste Facilities	83,189	950,000	399,050	634,099	41	0.0 %
331166	LAHAINA FORCE MAIN #4 REPLCMN	136,156			136,156		0.0 %
93066	* LAHAINA FM #4 REPLACEMENT	136,156	0	0	136,156	0	0.0 %
331168	LAHAINA WWRF ODOR CONTROL	95,042		83,377	11,665		0.0 %
93068	* LAHAINA WWRF ODOR CONTROL	95,042	0	83,377	11,665	0	0.0 %
331180	LAHAINA WW PUMP STATION #2	45,586			45,586		0.0 %
93080	* LAHAINA WW PUMP STATION#2	45,586	0	0	45,586	0	0.0 %
331183	WEST MAUI RECYCLED WATER PROJ	163,298				163,298	100.0 %
93091	* WEST MAUI RECYCLED WATER PROJ	163,298	0	0	0	163,298	100.0 %
345374	KAANAPALI RESORT R-1 WATER DIS	668,640			668,640		0.0 %
94074	* KAAANAPALI RESORT R-1 H2O DIST	668,640	0	0	668,640	0	0.0 %
345377	W MAUI RECYC'D WATER SYS EXP	49,675			49,675		0.0 %
94077	* WEST MAUI RECYCLED H2O SYS EXP	49,675	0	0	49,675	0	0.0 %
356469	LAHAINA WWRF ODOR CTRL	30,175		30,175			0.0 %
95069	* LAHAINA WWRF ODOR CONTROL	30,175	0	30,175	0	0	0.0 %
356470	NAPILI #5&6 FM REPLACEMENTS	194,830		94,946	99,884		0.0 %
95070	* NAPILI NO. 5/6 FM REPLACEMENTS	194,830	0	94,946	99,884	0	0.0 %
356471	NAPILI WWPS #1-6 MODIFC	184,783			184,783		0.0 %

**County of Maui**  
**Statement of Appropriations and Expenditures**  
**Capital Improvement Program by District**  
**Fiscal Year Ending 6/30/2017 - as of 12/31/2017**

06	West Maui	Prior Year Encumbrance / Carryover	Amended Budget / Lapses	Year to Date Expended	Current Encumbrance 12/31/2017	Balance Available	% of Budget Available
Index	* Activity ** Program *** District						
95071	* NAPILI WW PUMP STN1-6 MODIFCTN	184,783	0	0	184,783	0	0.0 %
369201	LAHAINA WWRF MODFCTN STAGE 1A	108,171			108,171		0.0 %
96000	* FY2006/1996 CIP Projects	108,171	0	0	108,171	0	0.0 %
367156	EPA CONSENT DECREE SEWER REHAB	797,580		797,580			0.0 %
96056	* W MAUI EPA CONSENT DCR SEWER	797,580	0	797,580	0	0	0.0 %
367157	LAHAINA WWPS #3 MODI	1,600,000		647,512	952,489		0.0 %
96057	* LAHAINA WWPS #3 MODIFICATIONS	1,600,000	0	647,512	952,489	0	0.0 %
367160	SHERATON WW LIFT MODI	25,515		25,515			0.0 %
96060	* SHERATON WWLIFT STN MODIFICAT	25,515	0	25,515	0	0	0.0 %
367161	W MAUI RECYCLED WTR SYS	692,566			692,566		0.0 %
96061	* W MAUI RECYCLED WATER S EXP	692,566	0	0	692,566	0	0.0 %
367174	LAHAINA WWRF MOD ST 1A	10,669,000		6,337,250	4,331,750		0.0 %
96074	* LAHAINA WWRF MODI STAGE 1A	10,669,000	0	6,337,250	4,331,750	0	0.0 %
378320	LAHAINA WWRF UPGRD PORTBL REUS	150,000	(2,684)	35,356	111,960		0.0 %
97020	* LAH WWRF UPGRD/DIR POTABLE REU	150,000	(2,684)	35,356	111,960	0	0.0 %
378321	NAPILI #3 FM REPLCMENT	200,000		20,268	179,732		0.0 %
97021	* NAPILI NO.3 FM REPLACEMENT	200,000	0	20,268	179,732	0	0.0 %
378322	NAPILI #4 FM REPLCMENT	200,000		16,598	183,402		0.0 %
97022	* NAPILI NO.4 FM REPLCMNT	200,000	0	16,598	183,402	0	0.0 %
378323	NAPILI #5 #6 FM REPLCMENT	3,200,000			3,200,000		0.0 %
97023	* NAPILI NOS.5&6 FM REPLCMNT	3,200,000	0	0	3,200,000	0	0.0 %
378324	LAHAINA WWRF MODI STG 1A	12,500,000			12,500,000		0.0 %

**County of Maui**  
**Statement of Appropriations and Expenditures**  
**Capital Improvement Program by District**  
**Fiscal Year Ending 6/30/2017 - as of 12/31/2017**

06	West Maui	Prior Year Encumbrance / Carryover	Amended Budget / Lapses	Year to Date Expended	Current Encumbrance 12/31/2017	Balance Available	% of Budget Available
Index	* Activity ** Program *** District						
97024	* LAHAINA WWRF MODI, STAGE 1A	12,500,000	0	0	12,500,000	0	0.0 %
378325	SHERATON WWPS MODIFICATIONS	1,000,000			1,000,000		0.0 %
97025	* SHERATON WWPS MODIFICATIONS	1,000,000	0	0	1,000,000	0	0.0 %
378408	LAHAINA WWPS #3 MODI	110,000	(345)		109,655		0.0 %
97121	* LAHAINA WWPS #3 MODIFICATIONS	110,000	(345)	0	109,655	0	0.0 %
389718	NAPILI WWPS #5 MODIFICATIONS		2,300,000		2,107,187	192,813	8.4 %
98018	* NAPILI WWPS #5 MODIFICATIONS	0	2,300,000	0	2,107,187	192,813	8.4 %
389719	NAPILI WWPS #6 MODIFICATIONS		2,300,000		2,107,187	192,813	8.4 %
98019	* NAPILI WWPS #6 MODIFICATIONS	0	2,300,000	0	2,107,187	192,813	8.4 %
389720	LAHAINA WWRF MODI STAGE 1A		24,000,000		20,941,344	3,058,656	12.7 %
98020	* LAHAINA WWRF MODI, STAGE 1A	0	24,000,000	0	20,941,344	3,058,656	12.7 %
909	** Wastewater Facilities	32,821,017	28,596,971	8,088,577	49,721,832	3,607,580	5.9 %
District ***	West Maui	53,086,323	30,347,958	10,686,841	55,304,051	17,443,390	20.9 %

**County of Maui**  
**Statement of Appropriations and Expenditures**  
**Capital Improvement Program by District**  
**Fiscal Year Ending 6/30/2017 - as of 12/31/2017**

07	Lanai	Prior Year Encumbrance / Carryover	Amended Budget / Lapses	Year to Date Expended	Current Encumbrance 12/31/2017	Balance Available	% of Budget Available
Index	* Activity ** Program *** District						
378329	LANAI FIRE STN IMPRVMENTS	10,000	(10,000)				-
<b>97029</b>	<b>* LANAI FIRE STN IMPROVEMENTS</b>	<b>10,000</b>	<b>(10,000)</b>	<b>0</b>	<b>0</b>	<b>0</b>	<b>- -</b>
378286	LANAI BASEYARD IMPRV	153,532		79,232	74,300		0.0 %
<b>97086</b>	<b>* LANAI BASEYARD IMPROVEMENTS</b>	<b>153,532</b>	<b>0</b>	<b>79,232</b>	<b>74,300</b>	<b>0</b>	<b>0.0 %</b>
389723	LANAI FIRE STN IMPROVEMENTS		100,000			100,000	100.0 %
<b>98023</b>	<b>* LANAI FIRE STN IMPROVEMENTS</b>	<b>0</b>	<b>100,000</b>	<b>0</b>	<b>0</b>	<b>100,000</b>	<b>100.0 %</b>
<b>903</b>	<b>** Government Facilities</b>	<b>163,532</b>	<b>90,000</b>	<b>79,232</b>	<b>74,300</b>	<b>100,000</b>	<b>39.4 %</b>
367111	LANAI PARKS SYSTEM	30,284		30,284			0.0 %
<b>96011</b>	<b>* LANAI PARKS SYSTEM</b>	<b>30,284</b>	<b>0</b>	<b>30,284</b>	<b>0</b>	<b>0</b>	<b>0.0 %</b>
378246	LANAI PARKS SYSTEM	19,153		19,153			0.0 %
378345	LANAI PARKS SYSTEM	25,000		6,353	18,647		0.0 %
<b>97045</b>	<b>* LANAI PARKS SYSTEM</b>	<b>44,153</b>	<b>0</b>	<b>25,506</b>	<b>18,647</b>	<b>0</b>	<b>0.0 %</b>
389733	LANAI PARKS SYSTEM		126,000			126,000	100.0 %
<b>98033</b>	<b>* LANAI PARKS SYSTEM</b>	<b>0</b>	<b>126,000</b>	<b>0</b>	<b>0</b>	<b>126,000</b>	<b>100.0 %</b>
389734	LANAI COM'TY CTR COMM KITCHEN		250,000			250,000	100.0 %
<b>98034</b>	<b>* LANAI CCTR COMMERCIAL KITCHEN</b>	<b>0</b>	<b>250,000</b>	<b>0</b>	<b>0</b>	<b>250,000</b>	<b>100.0 %</b>
<b>904</b>	<b>** Parks and Recreation</b>	<b>74,437</b>	<b>376,000</b>	<b>55,790</b>	<b>18,647</b>	<b>376,000</b>	<b>83.5 %</b>
<b>District *** Lanai</b>		<b>237,969</b>	<b>466,000</b>	<b>135,022</b>	<b>92,947</b>	<b>476,000</b>	<b>67.6 %</b>

**County of Maui**  
**Statement of Appropriations and Expenditures**  
**Capital Improvement Program by District**  
**Fiscal Year Ending 6/30/2017 - as of 12/31/2017**

08	Molokai	Prior Year Encumbrance / Carryover	Amended Budget / Lapses	Year to Date Expended	Current Encumbrance 12/31/2017	Balance Available	% of Budget Available
Index	* Activity ** Program *** District						
367246	KAUNAKAKAI DRAINAGE SYS B	188,454		125,767	62,687		0.0 %
<b>96046</b>	<b>* KAUNAKAKAI DRAINAGE SYSTEM B</b>	<b>188,454</b>	<b>0</b>	<b>125,767</b>	<b>62,687</b>	<b>0</b>	<b>0.0 %</b>
378290	KAUNAKAKAI DRAIN SYS B	199,356			199,356		0.0 %
<b>97090</b>	<b>* KAUNAKAKAI DRAINAGE SYSTEM B</b>	<b>199,356</b>	<b>0</b>	<b>0</b>	<b>199,356</b>	<b>0</b>	<b>0.0 %</b>
<b>901</b>	<b>** Drainage</b>	<b>387,810</b>	<b>0</b>	<b>125,767</b>	<b>262,043</b>	<b>0</b>	<b>0.0 %</b>
356459	MOLOKAI BASEYARD DESIGN&C	124,472			124,472		0.0 %
<b>95059</b>	<b>* MOLOKAI BASEYARD</b>	<b>124,472</b>	<b>0</b>	<b>0</b>	<b>124,472</b>	<b>0</b>	<b>0.0 %</b>
378291	MOLOKAI BASEYARD	4,533,000			4,533,000		0.0 %
378392	MOLOKAI BASEYARD	3,703,000	(815)	35,785	3,666,400		0.0 %
<b>97091</b>	<b>* MOLOKAI BASEYARD</b>	<b>8,236,000</b>	<b>(815)</b>	<b>35,785</b>	<b>8,199,400</b>	<b>0</b>	<b>0.0 %</b>
389724	PUKOO FIRE STN RELOCATION		35,000			35,000	100.0 %
<b>98024</b>	<b>* PUKOO FIRE STN RELOCATION</b>	<b>0</b>	<b>35,000</b>	<b>0</b>	<b>0</b>	<b>35,000</b>	<b>100.0 %</b>
<b>903</b>	<b>** Government Facilities</b>	<b>8,360,472</b>	<b>34,185</b>	<b>35,785</b>	<b>8,323,872</b>	<b>35,000</b>	<b>0.4 %</b>
367112	MOLOKAI PARKS SYSTEM	26,649	(133)	1,360	25,156		0.0 %
<b>96012</b>	<b>* MOLOKAI PARKS SYSTEM</b>	<b>26,649</b>	<b>(133)</b>	<b>1,360</b>	<b>25,156</b>	<b>0</b>	<b>0.0 %</b>
378252	MOLOKAI PARKS SYSTEM	580,000			580,000		0.0 %
378351	MOLOKAI PARKS SYSTEM	319,956	(7,450)	115,898	196,609		0.0 %
<b>97051</b>	<b>* MOLOKAI PARKS SYSTEM</b>	<b>899,956</b>	<b>(7,450)</b>	<b>115,898</b>	<b>776,609</b>	<b>0</b>	<b>0.0 %</b>
389737	MOLOKAI PARKS SYSTEM		80,000			80,000	100.0 %
<b>98037</b>	<b>* MOLOKAI PARKS SYSTEM</b>	<b>0</b>	<b>80,000</b>	<b>0</b>	<b>0</b>	<b>80,000</b>	<b>100.0 %</b>
<b>904</b>	<b>** Parks and Recreation</b>	<b>926,605</b>	<b>72,417</b>	<b>117,258</b>	<b>801,765</b>	<b>80,000</b>	<b>8.0 %</b>
524780	MOLOKAI DISTRIB SYST IMPRVMTS	1,685		458	1,227		0.0 %



**County of Maui**  
**Statement of Appropriations and Expenditures**  
**Capital Improvement Program by District**  
**Fiscal Year Ending 6/30/2017 - as of 12/31/2017**

08	Molokai	Prior Year Encumbrance / Carryover	Amended Budget / Lapses	Year to Date Expended	Current Encumbrance 12/31/2017	Balance Available	% of Budget Available
Index	* Activity ** Program *** District						
94093	* MOLOKAI DIST SYSTEM IMPROVEMEN	1,685	0	458	1,227	0	0.0 %
524790	MOLOKAI SOURCE IMPROVEMENTS	275,190		22,156	253,034		0.0 %
94094	* MOLOKAI SOURCE IMPROVEMENTS	275,190	0	22,156	253,034	0	0.0 %
529040	MOLOKAI RELIABLE CAPACITY		500,000			500,000	100.0 %
98085	* MOLOKAI RELIABLE CAPACITY	0	500,000	0	0	500,000	100.0 %
905	** WATER SUPPLY	276,875	500,000	22,614	254,261	500,000	64.4 %
367170	KALAMAULA CLOSED LF REMEDIATIN	342,495		145	342,350		0.0 %
96070	* KALAMAULA CLSD LF REMEDIATION	342,495	0	145	342,350	0	0.0 %
378313	MOLOKAI LF-ENVTL ASSESSMNT	134,742		28,086	106,656		0.0 %
97013	* MOLIKAI LF-ENV'TAL ASSESSMNT	134,742	0	28,086	106,656	0	0.0 %
389708	KALAMAULA LF SITE RESTORATION		230,000		228,571	1,429	0.6 %
98008	* KALAMAULA LF SITE RESTORATION	0	230,000	0	228,571	1,429	0.6 %
908	** Solid Waste Facilities	477,237	230,000	28,231	677,577	1,429	0.2 %
389709	KAUNAKAKAI WWRF PLAN		200,000			200,000	100.0 %
98009	* KAUNAKAKAI WWRF PLAN	0	200,000	0	0	200,000	100.0 %
909	** Wastewater Facilities	0	200,000	0	0	200,000	100.0 %
District ***	Molokai	10,428,999	1,036,602	329,655	10,319,518	816,429	7.1 %

**County of Maui**  
**Statement of Appropriations and Expenditures**  
**Capital Improvement Program by District**  
**Fiscal Year Ending 6/30/2017 - as of 12/31/2017**

09	Countywide	Prior Year	Amended	Year	Current	Balance	% of
Index	Activity ** Program *** District	Encumbrance	Budget /	to Date	Encumbrance	Available	Budget
		/ Carryover	Lapses	Expended	12/31/2017		Available
321203	CW DRAINAGE IMPROVEMENTS	390,188		111,231	278,957		0.0 %
<b>92037</b>	<b>* CW DRAINAGE IMPROVEMENTS</b>	<b>390,188</b>	<b>0</b>	<b>111,231</b>	<b>278,957</b>	<b>0</b>	<b>0.0 %</b>
331249	CW DRAINAGE IMPROVEMENTS	183,131		14,433	168,698		0.0 %
<b>93049</b>	<b>* CW DRAINAGE IMPROVEMENTS</b>	<b>183,131</b>	<b>0</b>	<b>14,433</b>	<b>168,698</b>	<b>0</b>	<b>0.0 %</b>
345319	CW DRAINAGE IMPROVEMENTS	152,950			152,950		0.0 %
345389	PAPA AVE DRAINAGE IMPROVEMENTS	27,548			27,548		0.0 %
<b>94019</b>	<b>* CW DRAINAGE IMPROVEMENTS</b>	<b>180,498</b>	<b>0</b>	<b>0</b>	<b>180,498</b>	<b>0</b>	<b>0.0 %</b>
356272	CW DRAINAGE-KAHEKILI HWY	20,090			20,090		0.0 %
356273	CW DRAINAGE-S KIHEI CULVERT	11,410			11,410		0.0 %
356283	CW DRAINAGE-MAKENA ALANUI	3,000			3,000		0.0 %
<b>95056</b>	<b>* CW DRAINAGE IMPROVEMENTS</b>	<b>34,500</b>	<b>0</b>	<b>0</b>	<b>34,500</b>	<b>0</b>	<b>0.0 %</b>
368261	CW DRAINAGE NAPILI 4/5 CULVERT	243,000			243,000		0.0 %
368262	CW DRAINAGE WAIEHU STREAM	266,380		107,800	158,580		0.0 %
368263	CW DRAINAGE WAIPOI	75,471		17,555	57,916		0.0 %
368270	CW DRAINAGE HIOLANI ST	2,857			2,857		0.0 %
368273	CW DRAINAGE WAIAKOA DRAINAGEWY	11,324		4,160	7,164		0.0 %
<b>96048</b>	<b>* CW DRAINAGE IMPROVEMENTS</b>	<b>599,032</b>	<b>0</b>	<b>129,515</b>	<b>469,517</b>	<b>0</b>	<b>0.0 %</b>
378369	CW DRAINAGE IMPROVEMENTS	430,162	(430,162)				-
379075	CW DRAINAGE HIOLANI ST	109,725		52,815	56,910		0.0 %
379082	CW DRAINAGE WAKEA & HOOHANA	178,435			178,435		0.0 %
379093	CW DRAINAGE HAIKU ROAD	64,438	(32,051)	32,387			0.0 %
379149	CW DRAINAGE IAO STREAM FLD CTR		6,833	6,833			0.0 %
379156	CW DRAINAGE HAUOLI ST	71,616			71,616		0.0 %
379161	CW DRAINAGE KAHAKULOA		4,723		4,723		0.0 %
379164	CW DRAINAGE WAIOPAI		8,197		8,197		0.0 %
379167	CW DRAINAGE PAUWELA		297	297			0.0 %
379168	CW DRAINAGE WAIEHU CULVERT		236	236			0.0 %

**County of Maui**  
**Statement of Appropriations and Expenditures**  
**Capital Improvement Program by District**  
**Fiscal Year Ending 6/30/2017 - as of 12/31/2017**

09	Countywide	Prior Year	Amended	Year	Current	Balance	% of
Index	Activity ** Program *** District	Encumbrance	Budget /	to Date	Encumbrance	Available	Budget
		/ Carryover	Lapses	Expended	12/31/2017		Available
379170	CW DRAINAGE VARIOUS PROJ		112,160		112,160		0.0 %
379173	CW DRAINAGE NAPILI 4/5 CULVERT		19,940		19,940		0.0 %
379177	CW DRAINAGE KAHAWAIOKAPIA		1,474	1,474			0.0 %
379178	CW DRAINAGE WAIAKOA CULVERT		8,252	8,252			0.0 %
379181	CW DRAINAGE KIHEI MASTER PLAN		102,661		102,661		0.0 %
379182	CW DRAINAGE WAIPOLI RD DITCH		33,762		33,762		0.0 %
379186	CW DRAINAGE WAKEA/PAPA AVE		138,687		138,687		0.0 %
379189	CW DRAINAGE KULANIHAKOI		398	398			0.0 %
379196	CW DRAINAGE KULANIHAKOI		286	286			0.0 %
<b>97069</b>	<b>* CW DRAINAGE IMPROVEMENTS</b>	<b>854,376</b>	<b>(24,307)</b>	<b>102,978</b>	<b>727,091</b>	<b>0</b>	<b>0.0 %</b>
380200	CW DRAINAGE WAKEA/PAPA				143	(143)	-
380203	CW DRAINAGE MALIKO				18,000	(18,000)	-
380204	CW DRAINAGE KAUNAKAKAI			2,500		(2,500)	-
380205	CW DRAINAGE KAHAWAIOKAPIA			124		(124)	-
389247	CW DRAINAGE IMPROVEMENTS		143,192			143,192	100.0 %
<b>98047</b>	<b>* CW DRAINAGE IMPROVEMENTS</b>	<b>0</b>	<b>143,192</b>	<b>2,624</b>	<b>18,143</b>	<b>122,425</b>	<b>85.5 %</b>
<b>901</b>	<b>** Drainage</b>	<b>2,241,725</b>	<b>118,885</b>	<b>360,781</b>	<b>1,877,404</b>	<b>122,425</b>	<b>5.2 %</b>
345290	PUBLIC SAFETY RADIO SYS REPLC	344,575		10,070	334,505		0.0 %
<b>94062</b>	<b>* PUBLIC SAFETY RADIO SYS REPLCT</b>	<b>344,575</b>	<b>0</b>	<b>10,070</b>	<b>334,505</b>	<b>0</b>	<b>0.0 %</b>
356460	PUBLIC SAFETY RADIO SYSTEM REP	233,063			233,063		0.0 %
<b>95060</b>	<b>* PUBLIC SAFETY RADIO SYS REPLAC</b>	<b>233,063</b>	<b>0</b>	<b>0</b>	<b>233,063</b>	<b>0</b>	<b>0.0 %</b>
367250	BUS STOPS & SHELTERS	243,806	(5,773)	194,111		43,923	18.5 %
<b>96050</b>	<b>* BUS STOPS AND SHELTERS</b>	<b>243,806</b>	<b>(5,773)</b>	<b>194,111</b>	<b>0</b>	<b>43,923</b>	<b>18.5 %</b>
378226	WM VACUUM ST SWEEPER	278,988		278,988			0.0 %
378227	REFUSE TRUCK/LOADER/COMPACTOR	2,047,188			2,047,188		0.0 %

**County of Maui**  
**Statement of Appropriations and Expenditures**  
**Capital Improvement Program by District**  
**Fiscal Year Ending 6/30/2017 - as of 12/31/2017**

09	Countywide	Prior Year	Amended	Year	Current	Balance	% of
Index	Activity ** Program *** District	Encumbrance	Budget /	to Date	Encumbrance	Available	Budget
		/ Carryover	Lapses	Expended	12/31/2017		Available
97027	* CW EQUIPMENT	2,326,176	0	278,988	2,047,188	0	0.0 %
378371	BRIDGE INSPECTN & EVALUATION	80,000		80,000			0.0 %
97071	* BRIDGE INSPECTN/EVALUATION	80,000	0	80,000	0	0	0.0 %
378210	BUS STOP AND SHELTERS	242,055		8,870	233,185		0.0 %
97107	* BUS STOPS/SHELTERS	242,055	0	8,870	233,185	0	0.0 %
380201	CW EQUIP 40K LB TRUCK CAB				319,681	(319,681)	-
380202	CW EQUIP 66K LB TRUCK CAB				1,341,280	(1,341,280)	-
389221	CW EQUIPMENT		1,660,961			1,660,961	100.0 %
98021	* CW EQUIPMENT	0	1,660,961	0	1,660,961	0	0.0 %
389225	P SAFETY RADIO SYS REPLACMN		599,999		599,999		0.0 %
98025	* PUBLIC SAFETY RADIO SYS REPLCM	0	599,999	0	599,999	0	0.0 %
902	** Other Projects	3,469,675	2,255,187	572,039	5,108,901	43,923	0.8 %
303191	CW FIRE FACILITIES	1,750			1,750		0.0 %
90115	* CW fire facilities	1,750	0	0	1,750	0	0.0 %
313205	CW FIRE FACILITIES	38,075			38,075		0.0 %
91035	* CW fire facilities	38,075	0	0	38,075	0	0.0 %
323021	CW FIRE FACILITIES	3,958			3,958		0.0 %
92008	* CW FIRE FACILITIES	3,958	0	0	3,958	0	0.0 %
331115	CW FACILITY BLDG IMPROVEMENTS	4,665			4,665		0.0 %
93015	* CW FACILITY BLDG IMPROVEMENTS	4,665	0	0	4,665	0	0.0 %
331117	CW POLICE FACILITIES	23,753			23,753		0.0 %
93017	* CW POLICE FACILITIES	23,753	0	0	23,753	0	0.0 %

**County of Maui**  
**Statement of Appropriations and Expenditures**  
**Capital Improvement Program by District**  
**Fiscal Year Ending 6/30/2017 - as of 12/31/2017**

09	Countywide	Prior Year	Amended	Year	Current	Balance	% of
Index	Activity ** Program *** District	Encumbrance	Budget /	to Date	Encumbrance	Available	Budget
*	**	/	Lapses	Expended	12/31/2017	Available	Available
345320	CW FACILITY BLDG IMPROVEMENTS	12,577			12,577		0.0 %
<b>94020</b>	<b>* CW FACILITY BLDG IMPROVEMENTS</b>	<b>12,577</b>	<b>0</b>	<b>0</b>	<b>12,577</b>	<b>0</b>	<b>0.0 %</b>
345321	CW FIRE FACILITIES	11,458			11,458		0.0 %
<b>94021</b>	<b>* CW FIRE FACILITIES</b>	<b>11,458</b>	<b>0</b>	<b>0</b>	<b>11,458</b>	<b>0</b>	<b>0.0 %</b>
345264	KALANA O MAUI CAMPUS EXP DESIG	312,206			312,206		0.0 %
<b>94102</b>	<b>* KALANA O MAUI CAMPUS EXP DESIG</b>	<b>312,206</b>	<b>0</b>	<b>0</b>	<b>312,206</b>	<b>0</b>	<b>0.0 %</b>
356544	CW FAC BLDG CRTHOUSE CHILLER	8,325			8,325		0.0 %
356583	CW FAC KALANA ELECTRICAL UPGRD	75,000		10,000	65,000		0.0 %
356599	CW FAC KAOHU ST PARK'G LOT	49,000			49,000		0.0 %
356606	CW FAC MUNI CAMPUS LSCAPE	8,100			8,100		0.0 %
356613	CW FAC KALANA O MAUI PRK LOT	1,880			1,880		0.0 %
<b>95021</b>	<b>* CW FACILITY BLDG IMPROVEMENTS</b>	<b>142,305</b>	<b>0</b>	<b>10,000</b>	<b>132,305</b>	<b>0</b>	<b>0.0 %</b>
368892	CW FUEL TANK LANAI FIRE STN	79,500			79,500		0.0 %
<b>96014</b>	<b>* CW FUEL TANK REPLACEMENTS</b>	<b>79,500</b>	<b>0</b>	<b>0</b>	<b>79,500</b>	<b>0</b>	<b>0.0 %</b>
368882	CW POLICE COTTAGE B	480			480		0.0 %
<b>96015</b>	<b>* CW POLICE FACILITIES</b>	<b>480</b>	<b>0</b>	<b>0</b>	<b>480</b>	<b>0</b>	<b>0.0 %</b>
368265	CW FAC BLDG IMPRV KAOHU	161,754			161,754		0.0 %
368267	CW FAC BLDG KALANA O MAUI	76,100		39,137	36,963		0.0 %
368271	CW FAC BLDG MUNICIPAL CAMPUS	18,109			18,109		0.0 %
368272	CW FAC REPLC OLD CO CRTHOUSE	6,307			6,307		0.0 %
368275	CW FAC REPLC VARIOUS LOC	28,391		2,363	26,028		0.0 %
<b>96049</b>	<b>* CW FACILITY BLDG IMPROVEMENTS</b>	<b>290,661</b>	<b>0</b>	<b>41,500</b>	<b>249,161</b>	<b>0</b>	<b>0.0 %</b>
378326	CW DMVL SATELLITE OFFICE	53,093	(53,093)				-
379079	CW DMVL SATELLITE KIHEI	22,318	23,921	34,751	11,488		0.0 %
379081	CW DMVL SATELLITE HANA	3,869			3,869		0.0 %

**County of Maui**  
**Statement of Appropriations and Expenditures**  
**Capital Improvement Program by District**  
**Fiscal Year Ending 6/30/2017 - as of 12/31/2017**

09	Countywide	Prior Year Encumbrance / Carryover	Amended Budget / Lapses	Year to Date Expended	Current Encumbrance 12/31/2017	Balance Available	% of Budget Available
Index	* Activity ** Program *** District						
379191	CW DMVL SATELLITE PUKALANI		12,742		12,742		0.0 %
379192	CW DMVL SATELLITE CATCH-ALL		7,067		7,067		0.0 %
379193	CW DMVL SATELLITE LAHAINA		5,398		5,398		0.0 %
<b>97026</b>	<b>* CW DMVL SATELLITE OFFICE UPGRD</b>	<b>79,280</b>	<b>(3,965)</b>	<b>34,751</b>	<b>40,564</b>	<b>0</b>	<b>0.0 %</b>
378367	CW POLICE FACILITIES	790,966	(790,966)				-
379151	CW POLICE FAC KIHEI STN		30,060		30,060		0.0 %
379179	CW POLICE FAC WAI STN DISPATCH		625,369	789	624,580		0.0 %
379183	CW POLICE FAC WAI STN PARKING		133,954		133,954		0.0 %
<b>97067</b>	<b>* CW POLICE FACILITIES</b>	<b>790,966</b>	<b>(1,583)</b>	<b>789</b>	<b>788,594</b>	<b>0</b>	<b>0.0 %</b>
378370	CW FACILITY BLDG IMPRV	248,101	(248,101)				-
379104	CW FAC KOM RETAINING WALLS		23,938	9,456	14,482		0.0 %
379195	CW FAC KOM 2ND FLR DECK		223,763		223,763		0.0 %
<b>97070</b>	<b>* CW FAC BLDG IMPROVEMENTS</b>	<b>248,101</b>	<b>(400)</b>	<b>9,456</b>	<b>238,245</b>	<b>0</b>	<b>0.0 %</b>
389722	CW FIRE FACILITIES		150,000			150,000	100.0 %
<b>98022</b>	<b>* CW FIRE FACILITIES</b>	<b>0</b>	<b>150,000</b>	<b>0</b>	<b>0</b>	<b>150,000</b>	<b>100.0 %</b>
389745	CW POLICE FACILITIES		425,000			425,000	100.0 %
<b>98045</b>	<b>* CW POLICE FACILITIES</b>	<b>0</b>	<b>425,000</b>	<b>0</b>	<b>0</b>	<b>425,000</b>	<b>100.0 %</b>
380101	CW FAC KALANA O MAUI TRANSFORM				10,318	(10,318)	-
380113	CW FAC KOM 2ND FLR DECK RPR				30,346	(30,346)	-
380120	CW FAC KALANA O MAUI EXTERIOR				18,140	(18,140)	-
389748	CW FACILITY BLDG IMPROVEMENTS		500,000			500,000	100.0 %
<b>98048</b>	<b>* CW FACILITY BLDG IMPROVEMENTS</b>	<b>0</b>	<b>500,000</b>	<b>0</b>	<b>58,804</b>	<b>441,196</b>	<b>88.2 %</b>
393016	CW FIRE FACILITIES	29,513			29,513		0.0 %
<b>99015</b>	<b>* CW FIRE FACILITIES</b>	<b>29,513</b>	<b>0</b>	<b>0</b>	<b>29,513</b>	<b>0</b>	<b>0.0 %</b>
<b>903</b>	<b>** Government Facilities</b>	<b>2,069,248</b>	<b>1,069,052</b>	<b>96,496</b>	<b>2,025,608</b>	<b>1,016,196</b>	<b>32.4 %</b>

**County of Maui**  
**Statement of Appropriations and Expenditures**  
**Capital Improvement Program by District**  
**Fiscal Year Ending 6/30/2017 - as of 12/31/2017**

09	Countywide	Prior Year	Amended	Year	Current	Balance	% of
Index	* Activity ** Program *** District	Encumbrance	Budget /	to Date	Encumbrance	Available	Budget
		/ Carryover	Lapses	Expended	12/31/2017		Available
331120	LARGE CAP CESSPOOL CLOSURE	2,890			2,890		0.0 %
<b>93020</b>	<b>* LARGE CAPACITY CESSPOOL CLOSE</b>	<b>2,890</b>	<b>0</b>	<b>0</b>	<b>2,890</b>	<b>0</b>	<b>0.0 %</b>
356495	CW PARKS ADA GENERAL MISC	60,000		60,000			0.0 %
356602	CW PARKS ADA WAIHEHU GOLF COURS	2,766		1,991	775		0.0 %
356609	CW PARKS ADA SUN-YAT-SEN	1,400		1,400			0.0 %
<b>95023</b>	<b>* CW PARKS AM W/ DISABILITIES IM</b>	<b>64,166</b>	<b>0</b>	<b>63,391</b>	<b>775</b>	<b>0</b>	<b>0.0 %</b>
356502	CW PARK RESTROOM FAC MAINT	121,150	(2,847)	118,237	66		0.0 %
356540	CW PARK RR FAC-HOOKIPA	6,915			6,915		0.0 %
356545	CW PARK RR FAC-WAIALE	5,312			5,312		0.0 %
356546	CW PARK RR FAC-KEO SKATE	5,512			5,512		0.0 %
356547	CW PARK RR KEO SBALL FLD	5,600			5,600		0.0 %
356548	CW PARK RR KULA BALL FLD	5,189			5,189		0.0 %
356549	CW PARK RR KULA COMM CTR	7,190			7,190		0.0 %
356551	CW PARK RR ETAM MH& FLD	8,420			8,420		0.0 %
356552	CW PARK RR HAIKU CC/ADA	3,227			3,227		0.0 %
356553	CW PARK RR TAVARES CCTR	5,498			5,498		0.0 %
356554	CW PARK RR KEOKEA PARK	5,436			5,436		0.0 %
356555	CW PARK RR DT FLEMMING	4,992			4,992		0.0 %
356556	CW PARK RR KEO PLAYGRND	5,550			5,550		0.0 %
356557	CW PARK RR PAIA CCTR	1,275			1,275		0.0 %
<b>95024</b>	<b>* CW PARK RR FACILITY IMPROVEMNT</b>	<b>191,266</b>	<b>(2,847)</b>	<b>118,237</b>	<b>70,182</b>	<b>0</b>	<b>0.0 %</b>
368822	CW PARKS ADA WAIHEHU GOLF	49,406		43,269	6,137		0.0 %
368856	CW PARKS ADA KAHULUI SCH	2,570		2,570			0.0 %
368871	CW PARKS ADA KALAMA BB COURT	4,253		4,253			0.0 %
<b>96016</b>	<b>* CW PARKS ADA IMPROVEMENTS</b>	<b>56,229</b>	<b>0</b>	<b>50,092</b>	<b>6,137</b>	<b>0</b>	<b>0.0 %</b>
367252	LARGE CAPACITY CESSPOOL	55,495			55,495		0.0 %
<b>96052</b>	<b>* LARGE CAPACITY CESSPOOL CLOSUR</b>	<b>55,495</b>	<b>0</b>	<b>0</b>	<b>55,495</b>	<b>0</b>	<b>0.0 %</b>

**County of Maui**  
**Statement of Appropriations and Expenditures**  
**Capital Improvement Program by District**  
**Fiscal Year Ending 6/30/2017 - as of 12/31/2017**

09	Countywide	Prior Year	Amended	Year	Current	Balance	% of
Index	Activity ** Program *** District	Encumbrance	Budget /	to Date	Encumbrance	Available	Budget
*	**	/ Carryover	Lapses	Expended	12/31/2017	Available	Available
378234	CW PARK PLAYGROUND IMPRV	200,000	(200,000)				-
378332	CW PARK PLAYGROUND IMPRV	501,120	(501,120)				-
378334	CW PARK WAILUKU HEIGHTS	30,000	(30,000)				-
378336	CW PARK PLAYGROUND IMPRV	115,000	(115,000)				-
379132	CW PARK PLAYGRD WAIALE PARK	1,400			1,400		0.0 %
379140	CW PARK PLAYGRD KEOPUOLANI PRK		399,717	399,717			0.0 %
379184	CW PARK PLAYGRD NAPILI		115,000		115,000		0.0 %
379185	CW PARK PLAYGRD NAPILI PARK		49,904	50	49,854		0.0 %
379238	CW PARK PLYGRND KEOPUOLANI		200,000	200,000			0.0 %
<b>97032</b>	<b>* CW PARK PLAYGROUND IMPROVEMENT</b>	<b>847,520</b>	<b>(81,499)</b>	<b>599,767</b>	<b>166,254</b>	<b>0</b>	<b>0.0 %</b>
378333	CW ADA IMPROVMENTS	103,663	(103,663)				-
379107	CW ADA IMPROV KAH SCH PARK P-2	3,219		3,219			0.0 %
379148	CW ADA IMPROV KALAMA PRK BB CT	10,333		6,081	4,253		0.0 %
<b>97033</b>	<b>* CW ADA IMPROVEMENTS</b>	<b>117,215</b>	<b>(103,663)</b>	<b>9,300</b>	<b>4,253</b>	<b>0</b>	<b>0.0 %</b>
379515	MAUI MOTOR SPORTS PARK	2,000,000		6,525	1,811,253	182,222	9.1 %
<b>97099</b>	<b>* State/Fed/PVT FY96 FY06 FY16</b>	<b>2,000,000</b>	<b>0</b>	<b>6,525</b>	<b>1,811,253</b>	<b>182,222</b>	<b>9.1 %</b>
389728	CW LIGHT ORDINANCE COMP		500,000			500,000	100.0 %
<b>98028</b>	<b>* CW LIGHT ORDINANCE COMPLIANCE</b>	<b>0</b>	<b>500,000</b>	<b>0</b>	<b>0</b>	<b>500,000</b>	<b>100.0 %</b>
389729	CW PARKS ADA IMPROVEMENTS		300,000			300,000	100.0 %
<b>98029</b>	<b>* CW PARKS ADA IMPROVEMENTS</b>	<b>0</b>	<b>300,000</b>	<b>0</b>	<b>0</b>	<b>300,000</b>	<b>100.0 %</b>
<b>904</b>	<b>** Parks and Recreation</b>	<b>3,334,781</b>	<b>611,991</b>	<b>847,312</b>	<b>2,117,239</b>	<b>982,222</b>	<b>24.9 %</b>
520770	C'WIDE TANK/FACILITY IMPROVEM.	5,900			5,900		0.0 %
<b>90196</b>	<b>* CW facility improvements</b>	<b>5,900</b>	<b>0</b>	<b>0</b>	<b>5,900</b>	<b>0</b>	<b>0.0 %</b>
522930	C'WIDE LAND APPRAISL/ACQUISITN	12,988		2,320	10,667		0.0 %
<b>92087</b>	<b>* CW FACILITY IMPROVEMENTS</b>	<b>12,988</b>	<b>0</b>	<b>2,320</b>	<b>10,667</b>	<b>0</b>	<b>0.0 %</b>



**County of Maui**  
**Statement of Appropriations and Expenditures**  
**Capital Improvement Program by District**  
**Fiscal Year Ending 6/30/2017 - as of 12/31/2017**

09	Countywide	Prior Year	Amended	Year	Current	Balance	% of
Index	Activity ** Program *** District	Encumbrance	Budget /	to Date	Encumbrance	Available	Budget
		/ Carryover	Lapses	Expended	12/31/2017		Available
543150	COUNTYWIDE SOURCE DEVELOP/ACQ	117,003			117,003		0.0 %
<b>93083</b>	<b>* CW SOURCE DEVT/ACQUISITION</b>	<b>117,003</b>	<b>0</b>	<b>0</b>	<b>117,003</b>	<b>0</b>	<b>0.0 %</b>
523540	COUNTYWIDE FACILITY IMPROVEMTS	144,117	(7)	100,729	43,380		0.0 %
<b>93087</b>	<b>* CW FACILITY IMPROVEMENTS</b>	<b>144,117</b>	<b>(7)</b>	<b>100,729</b>	<b>43,380</b>	<b>0</b>	<b>0.0 %</b>
524820	COUNTYWIDE FACILITY IMPROVMTS	43,970			43,970		0.0 %
524830	COUNTYWIDE PUMP IMPROVEMENTS	281,924				281,924	100.0 %
<b>94095</b>	<b>* CW FACILITY IMPROVEMENTS</b>	<b>325,894</b>	<b>0</b>	<b>0</b>	<b>43,970</b>	<b>281,924</b>	<b>86.5 %</b>
535050	WAILUKU HEIGHTS TANK 30 BOOSTE	5,033,381		2,191,021	2,755,646	86,714	1.7 %
<b>95084</b>	<b>* CW UPGRADES and REPLACEMENT</b>	<b>5,033,381</b>	<b>0</b>	<b>2,191,021</b>	<b>2,755,646</b>	<b>86,714</b>	<b>1.7 %</b>
545160	COUNTYWIDE RELIABLE CAPACITY	720,968		123,943	597,025		0.0 %
<b>95086</b>	<b>* CW RELIABLE CAPACITY</b>	<b>720,968</b>	<b>0</b>	<b>123,943</b>	<b>597,025</b>	<b>0</b>	<b>0.0 %</b>
525010	COUNTYWIDE CONSERVATION	614,556			614,556		0.0 %
<b>95088</b>	<b>* CW CONSERVATION PROGRAM</b>	<b>614,556</b>	<b>0</b>	<b>0</b>	<b>614,556</b>	<b>0</b>	<b>0.0 %</b>
525020	CTYWIDE FACILITY IMPRVMTS	1,019,945	(2,259)	252,726	712,738	52,222	5.1 %
<b>95089</b>	<b>* CW FACILITY IMPROVEMENTS</b>	<b>1,019,945</b>	<b>(2,259)</b>	<b>252,726</b>	<b>712,738</b>	<b>52,222</b>	<b>5.1 %</b>
525040	CTYWIDE UPGRADES & REPLCMTS	18,496		4,273	14,223		0.0 %
<b>95090</b>	<b>* CW UPGRADES AND REPLACEMENT</b>	<b>18,496</b>	<b>0</b>	<b>4,273</b>	<b>14,223</b>	<b>0</b>	<b>0.0 %</b>
526040	CW UPGRADES & REPLACEMENT	1,672,269		331,468	1,029,510	311,290	18.6 %
<b>96078</b>	<b>* CW UPGRADES &amp; REPLACEMENT</b>	<b>1,672,269</b>	<b>0</b>	<b>331,468</b>	<b>1,029,510</b>	<b>311,290</b>	<b>18.6 %</b>
537000	OMAOPIO TANK BOOSTER PUMP REPL	2,000,000			2,000,000		0.0 %
<b>97108</b>	<b>* OMAOPIO TANK BOOSTER PR</b>	<b>2,000,000</b>	<b>0</b>	<b>0</b>	<b>2,000,000</b>	<b>0</b>	<b>0.0 %</b>
527030	CTYWIDE UPGRADES & RPLCMNTS	804,229	(55,851)	50,259	698,119		0.0 %
547010	CTYWIDE UPGRADES AND REPLCMNTS	1,861,146	(816,955)	34,957	1,009,234		0.0 %

**County of Maui**  
**Statement of Appropriations and Expenditures**  
**Capital Improvement Program by District**  
**Fiscal Year Ending 6/30/2017 - as of 12/31/2017**

09	Countywide	Prior Year	Amended	Year	Current	Balance	% of
Index	Activity ** Program *** District	Encumbrance	Budget /	to Date	Encumbrance	Available	Budget
		/ Carryover	Lapses	Expended	12/31/2017		Available
97109	* CW UPGRADES & REPLACEMENTS	2,665,375	(872,806)	85,216	1,707,353	0	0.0 %
527010	WATERLINE SVC LATERALS RPLCMTS	913,691	(913,691)				-
97110	* CW CONSERVATION PROGRAM	913,691	(913,691)	0	0	0	- -
527020	CTYWIDE FACILITY IMPRVMTS	2,045,069		133,289	1,911,781		0.0 %
97111	* CW FACILITY IMPROVEMENTS	2,045,069	0	133,289	1,911,781	0	0.0 %
529000	COUNTYWIDE FACILITY IMPRVMTS		3,375,000		43,290	3,331,710	98.7 %
548220	COUNTYWIDE FACILITY IMPR		274,000			274,000	100.0 %
98080	* CW FACILITY IMPROVEMENTS - DWS	0	3,649,000	0	43,290	3,605,710	98.8 %
529010	COUNTYWIDE UPGRADES & RPLCMTS		3,855,000		380,800	3,474,200	90.1 %
548230	COUTYWIDE UPGR & REPLCMNTS		2,255,000			2,255,000	100.0 %
98081	* CW UPGRADES & REPLCMNTS - DWS	0	6,110,000	0	380,800	5,729,200	93.8 %
528990	COUNTYWIDE CONSERVATION PROGRM		1,000,000			1,000,000	100.0 %
98082	* CW CONSERVATION PROGRAM - DWS	0	1,000,000	0	0	1,000,000	100.0 %
905	** WATER SUPPLY	17,309,652	8,970,237	3,224,985	11,987,842	11,067,060	42.1 %
317020	BIKEWAY PROJECTS	146,568			146,568		0.0 %
91000	* FY 2001 CIP projects	146,568	0	0	146,568	0	0.0 %
327032	CW ROAD RESURFACING	111,279			111,279		0.0 %
92021	* CW ROAD RESURFACING	111,279	0	0	111,279	0	0.0 %
337014	BIKEWAY PROGRAMS 2003	37,817			37,817		0.0 %
93000	* FY 2003 & 1993 CIP projects	37,817	0	0	37,817	0	0.0 %
331131	CW ROAD RESURFACING	26,441			26,441		0.0 %
93031	* CW ROAD RESURFACING	26,441	0	0	26,441	0	0.0 %

**County of Maui**  
**Statement of Appropriations and Expenditures**  
**Capital Improvement Program by District**  
**Fiscal Year Ending 6/30/2017 - as of 12/31/2017**

09	Countywide	Prior Year	Amended	Year	Current	Balance	% of
Index	Activity ** Program *** District	Encumbrance	Budget /	to Date	Encumbrance	Available	Budget
		/ Carryover	Lapses	Expended	12/31/2017		Available
331132	CW SAFETY IMPROVEMENTS	68,544		6,938	61,605		0.0 %
<b>93032</b>	<b>* CW SAFETY IMPROVEMENTS</b>	<b>68,544</b>	<b>0</b>	<b>6,938</b>	<b>61,605</b>	<b>0</b>	<b>0.0 %</b>
331133	CW SIDEWALK IMPROVEMENTS	53,020			53,020		0.0 %
<b>93033</b>	<b>* CW SIDEWALK IMPROVEMENTS</b>	<b>53,020</b>	<b>0</b>	<b>0</b>	<b>53,020</b>	<b>0</b>	<b>0.0 %</b>
331138	CW BIKEWAY IMPROVEMENTS	139,581		6,876	132,705		0.0 %
<b>93038</b>	<b>* CW BIKEWAY IMPROVEMENTS</b>	<b>139,581</b>	<b>0</b>	<b>6,876</b>	<b>132,705</b>	<b>0</b>	<b>0.0 %</b>
337507	KAMALII ELEM SCH SAFE ROUTES	81,175				81,175	100.0 %
337508	PRINCESS NAHIENAENA SAFE ROUTE	48,967				48,967	100.0 %
<b>93099</b>	<b>* State/Fed/Private FY2003/2013</b>	<b>130,142</b>	<b>0</b>	<b>0</b>	<b>0</b>	<b>130,142</b>	<b>100.0 %</b>
347020	CW BIKEWAY PROGRAMS	71,590			71,590		0.0 %
<b>94000</b>	<b>* FY2004 &amp; 1994 CIP Projects</b>	<b>71,590</b>	<b>0</b>	<b>0</b>	<b>71,590</b>	<b>0</b>	<b>0.0 %</b>
345332	CW BRIDGE IMPROVEMENTS	144,597			144,597		0.0 %
<b>94032</b>	<b>* CW BRIDGE IMPROVEMENTS</b>	<b>144,597</b>	<b>0</b>	<b>0</b>	<b>144,597</b>	<b>0</b>	<b>0.0 %</b>
345333	CW RD RESURFACING/PAVEMENT PR	195,999		46,177	149,821		0.0 %
<b>94033</b>	<b>* CW RD RESURFACING/PAVEMENT PRE</b>	<b>195,999</b>	<b>0</b>	<b>46,177</b>	<b>149,821</b>	<b>0</b>	<b>0.0 %</b>
345334	CW SAFETY IMPROVEMENTS	11,825			11,825		0.0 %
<b>94034</b>	<b>* CW SAFETY IMPROVEMENTS</b>	<b>11,825</b>	<b>0</b>	<b>0</b>	<b>11,825</b>	<b>0</b>	<b>0.0 %</b>
345335	CW SIDEWALK IMPROVEMENTS	33,908			33,908		0.0 %
<b>94035</b>	<b>* CW SIDEWALK IMPROVEMENTS</b>	<b>33,908</b>	<b>0</b>	<b>0</b>	<b>33,908</b>	<b>0</b>	<b>0.0 %</b>
345337	CW BIKEWAY IMPROVEMENTS	3,000			3,000		0.0 %
<b>94037</b>	<b>* CW BIKEWAY IMPROVEMENTS</b>	<b>3,000</b>	<b>0</b>	<b>0</b>	<b>3,000</b>	<b>0</b>	<b>0.0 %</b>
356449	CW BRIDGE KAHOLOPO'O	51,482	(40,589)	10,893			0.0 %
356590	CW BRIDGE IMPR WAIOPAI	30,554		6,614	23,940		0.0 %

**County of Maui**  
**Statement of Appropriations and Expenditures**  
**Capital Improvement Program by District**  
**Fiscal Year Ending 6/30/2017 - as of 12/31/2017**

09	Countywide	Prior Year	Amended	Year	Current	Balance	% of
Index	Activity ** Program *** District	Encumbrance	Budget /	to Date	Encumbrance	Available	Budget
		/ Carryover	Lapses	Expended	12/31/2017		Available
<b>95031</b>	<b>* CW BRIDGE IMPROVEMENTS</b>	<b>82,036</b>	<b>(40,589)</b>	<b>17,507</b>	<b>23,940</b>	<b>0</b>	<b>0.0 %</b>
356503	CW RD RESURF-HALIIMAILE RD	6,855		2,534	4,322		0.0 %
356506	CW RD RES/PVMNT-KOKOMO RD	68,168		6,318	61,850		0.0 %
356569	CW RD RESURF-KALEPA EMERGENCY	189,076			189,076		0.0 %
356570	CW RD RESURF-WELLS&WAKEA	23,695			23,695		0.0 %
<b>95033</b>	<b>* CW RD RESURF &amp; PAVEMENT PRESV</b>	<b>287,794</b>	<b>0</b>	<b>8,852</b>	<b>278,943</b>	<b>0</b>	<b>0.0 %</b>
356511	CW SAFETY MAINT-WAKEA/HINA	4,566			4,566		0.0 %
<b>95034</b>	<b>* CW SAFETY IMPROVEMENTS</b>	<b>4,566</b>	<b>0</b>	<b>0</b>	<b>4,566</b>	<b>0</b>	<b>0.0 %</b>
356440	CW SIDEWK IMPRV-S MARKET	2,980			2,980		0.0 %
356582	CW SIDEWK IMPRV-PAUWELA RD	5,748		5,748			0.0 %
356589	CW SIDEWK IMPRV-KAMEHAMEHA SDW	14,530		5,930	8,600		0.0 %
<b>95035</b>	<b>* CW SIDEWALK IMPROVEMENTS</b>	<b>23,258</b>	<b>0</b>	<b>11,678</b>	<b>11,580</b>	<b>0</b>	<b>0.0 %</b>
356442	CW BIKEWAY-KIHEI BIKEWY II	16,959			16,959		0.0 %
<b>95037</b>	<b>* CW BIKEWAY IMPROVEMENTS</b>	<b>16,959</b>	<b>0</b>	<b>0</b>	<b>16,959</b>	<b>0</b>	<b>0.0 %</b>
356710	BRIDGE INSPECTN NBIS(062)	5,848		5,081		767	13.1 %
356730	SAFE ROUTES TO SCH PRG	128,680		33,287	95,393		0.0 %
<b>95099</b>	<b>* State/Fed/PVT FY95-05-15</b>	<b>134,528</b>	<b>0</b>	<b>38,368</b>	<b>95,393</b>	<b>767</b>	<b>0.6 %</b>
368851	CW BRIDGE IMPRV/KAHANA NUI	35,977		1,850	34,127		0.0 %
368873	CW BRIDGE IMPRV/KULANIHAKOI	21,282			21,282		0.0 %
<b>96022</b>	<b>* CW BRIDGE IMPROVEMENTS</b>	<b>57,259</b>	<b>0</b>	<b>1,850</b>	<b>55,409</b>	<b>0</b>	<b>0.0 %</b>
368802	CW PAVEMENT PRESV CATCH ALL	283,493	(170,619)	112,874			0.0 %
<b>96023</b>	<b>* CW PAVEMENT PRESERVATION</b>	<b>283,493</b>	<b>(170,619)</b>	<b>112,874</b>	<b>0</b>	<b>0</b>	<b>0.0 %</b>
367324	EHA ST RDWAY DEDITION	8,000			8,000		0.0 %
368803	CW RD RESRF/PVMNT CATCH ALL	1,086,338	(567,383)	257,098	261,857		0.0 %
368810	CW RD RESRF/PVMNT W MAUI	217,650			217,650		0.0 %

**County of Maui**  
**Statement of Appropriations and Expenditures**  
**Capital Improvement Program by District**  
**Fiscal Year Ending 6/30/2017 - as of 12/31/2017**

09	Countywide	Prior Year	Amended	Year	Current	Balance	% of
Index	Activity ** Program *** District	Encumbrance	Budget /	to Date	Encumbrance	Available	Budget
		/ Carryover	Lapses	Expended	12/31/2017		Available
368820	CW RD RESRF/WAI-KAHULUI	412,822		393,762	19,060		0.0 %
368836	CW RD RESRF/UPCOUNTRY	481,629		435,756	45,873		0.0 %
368837	CW RD RESRF/LANAI DISTRICT	112,754			112,754		0.0 %
368838	CW RD RESRF/MOLOKAI DIST	93,706			93,706		0.0 %
368840	CW RD RESRF/PIILANY HWY	100,829		35,503	65,326		0.0 %
368844	CW RD RESRF/MAKANI RD	996			996		0.0 %
368846	CW RD RESRF/HANSEN/HANA	4,795			4,795		0.0 %
368862	CW RD RESRF/HANSEN RD	5,174			5,174		0.0 %
368866	CW RD RESRF/PAPA AVE	57,591		51,080	6,511		0.0 %
368879	CW RD RESRF/LONO AVE, KAMEHAME	52		52			0.0 %
368884	CW RD RESRF/KUIKAHI DR	206,626		121,327	85,298		0.0 %
<b>96024</b>	<b>* CW RD RESURF &amp; PAVEMENT PRESER</b>	<b>2,788,962</b>	<b>(567,383)</b>	<b>1,294,578</b>	<b>927,000</b>	<b>0</b>	<b>0.0 %</b>
368819	CW SAFETY GENERAL CATCH ALL	12,250		4,600	7,650		0.0 %
368834	CW SAFETY WAIKALE RD EXT	5,595			5,595		0.0 %
368860	CW SAFETY MAK/HALEAKALA HWY	25,209			25,209		0.0 %
368870	CW SAFETY HALIIMAILE RDWY WIDE	8,120			8,120		0.0 %
<b>96025</b>	<b>* CW SAFETY IMPROVEMENTS</b>	<b>51,174</b>	<b>0</b>	<b>4,600</b>	<b>46,574</b>	<b>0</b>	<b>0.0 %</b>
368861	CW SIDEWALK PAUWELA RD	16,544		2,940	13,604		0.0 %
368886	CW SIDEWALK LILOA DR EXT	96,118		96,118			0.0 %
<b>96026</b>	<b>* CW SIDEWALK IMPROVEMENTS</b>	<b>112,662</b>	<b>0</b>	<b>99,058</b>	<b>13,604</b>	<b>0</b>	<b>0.0 %</b>
367128	PAVEMENT JUSTIFICATION	17,833		8,917	8,917		0.0 %
<b>96028</b>	<b>* CW PAVEMENT JUSTIFICATION</b>	<b>17,833</b>	<b>0</b>	<b>8,917</b>	<b>8,917</b>	<b>0</b>	<b>0.0 %</b>
368841	CW BIKEWAY LILOA DRIVE	16,500			16,500		0.0 %
368872	CW BIKEWAY KIHEI GREENWAY	77,479			77,479		0.0 %
<b>96031</b>	<b>* CW BIKEWAY IMPROVEMENTS</b>	<b>93,979</b>	<b>0</b>	<b>0</b>	<b>93,979</b>	<b>0</b>	<b>0.0 %</b>
369510	SAFE ROUTES TO SCH PRG	185,911			185,911		0.0 %
369511	MOLOKAI ATHLETIC COMPLEX	400,000			399,980	20	0.0 %

**County of Maui**  
**Statement of Appropriations and Expenditures**  
**Capital Improvement Program by District**  
**Fiscal Year Ending 6/30/2017 - as of 12/31/2017**

09	Countywide	Prior Year	Amended	Year	Current	Balance	% of
Index	Activity ** Program *** District	Encumbrance	Budget /	to Date	Encumbrance	Available	Budget
		/ Carryover	Lapses	Expended	12/31/2017		Available
96099	* State/FED/PVT FY96 FY06 FY16	585,911	0	0	585,891	20	0.0 %
377033	CW SAFETY IMPROVEMNTS	38,996		28,500	10,496		0.0 %
97000	* FY1997/2007 CIP projects	38,996	0	28,500	10,496	0	0.0 %
378272	CW BRIDGE IMPROVEMENTS	161,698	(161,698)				-
379233	CW BRIDGE KAHAWAIOKAPIA		(177)	(177)			0.0 %
379234	CW BRIDGE KULAHIKAHAKOI	9,321			9,321		0.0 %
379235	CW BRIDGE INSPECTION & EVAL	74,820		13,020	61,800		0.0 %
379236	CW BRIDGE KAHAKULOA STREAM BRD		161,875		161,875		0.0 %
97072	* CW BRIDGE IMPROVEMENT	245,839	0	12,843	232,996	0	0.0 %
378373	CW PAVEMENT PRESERVATION	500,000	(500,000)				-
379163	CW PAVEMENT SLURRY SL KAHULUI		364,589	50	364,539		0.0 %
97073	* CW PAVEMENT PRESERVATION	500,000	(135,411)	50	364,539	0	0.0 %
378374	CW RD RESRF/PAVEMENT	3,151,538	(3,151,538)				-
379084	CW RD RESRF/PVMT S MAUI RDS	526,233			526,233		0.0 %
379113	CW RD RESRF/PVMT WM DISTRICT	234,867	413,035		647,902		0.0 %
379114	CW RD RESRF/PVMT KAHEKILI HWY	430,490		430,490			0.0 %
379119	CW RD RESURFG BALDWIN AVE	14,406	130,001		144,407		0.0 %
379120	CW RD RESURFG UPCOUNTRY DIST		769,531		769,531		0.0 %
379123	CW RD RESURFG MAKANI RD		341	341			0.0 %
379124	CW RD RESURFG VARIOUS LOC	493,899	504,302	523,362	474,840		0.0 %
379125	CW RD RESURFG PIILANI HWY	11,725		11,725			0.0 %
379133	CW RD RESURFG OLD HALEAKALA	96,453	82,900	11,656	167,697		0.0 %
379135	CW RD RESURFG LONO AVE	40,694	(7)	40,687			0.0 %
379137	CW RD RESURF HANSEN RD	21,000			21,000		0.0 %
379138	CW RD RESURF WELLS ST	72,598			72,598		0.0 %
379144	CW RD RESURFG BALDWIN PHASE I	5,356			5,356		0.0 %
379146	CW RD RESURFG WAILEA ALANUI DR		406	406			0.0 %
379155	CW RD RESURFG WAKEA AVE		88,940		88,940		0.0 %

**County of Maui**  
**Statement of Appropriations and Expenditures**  
**Capital Improvement Program by District**  
**Fiscal Year Ending 6/30/2017 - as of 12/31/2017**

09	Countywide	Prior Year	Amended	Year	Current	Balance	% of
Index	* Activity ** Program *** District	Encumbrance	Budget /	to Date	Encumbrance	Available	Budget
		/ Carryover	Lapses	Expended	12/31/2017		Available
379159	CW RD RESURFG HAIKU DISTRICT		600,677		600,677		0.0 %
379165	CW RD RESURF WAI/KAHULUI		317,136	2,200	314,936		0.0 %
379174	CW RD RESURF KUIKAHI DR		70,785		70,785		0.0 %
379190	CW RD RESURF KAMEHAMEHA/HINA		116,718		116,718		0.0 %
379194	CW RD RESURF ONEHEE/KEA ST		56,773		56,773		0.0 %
<b>97074</b>	<b>* CW RD RESUF/PAVEMNT PRESERVTN</b>	<b>5,099,259</b>	<b>0</b>	<b>1,020,867</b>	<b>4,078,393</b>	<b>0</b>	<b>0.0 %</b>
378375	CW SAFETY IMPROVEMENTS	25,871	(25,871)				-
379085	CW SAFETY HALIIMAILE RD	5,208		5,208			0.0 %
379088	CW SAFETY CURB RAMPS	39,223	1,856	1,856	39,223		0.0 %
379092	CW SAFETY WAIALE RD EXT	1,200			1,200		0.0 %
379099	CW SAFETY LILOA DR EXT	150,000			150,000		0.0 %
379105	CW SAFETY PAUWELA RD SDWLK IMP	5,122	21,862		26,984		0.0 %
379110	CW SAFETY KAHEKILI HWY RPR	271,304	2,153	164,630	108,827		0.0 %
379112	CW SAFETY KEANAE RD SFTY	86,300			86,300		0.0 %
<b>97075</b>	<b>* CW SAFETY IMPROVEMENTS</b>	<b>584,228</b>	<b>0</b>	<b>171,694</b>	<b>412,534</b>	<b>0</b>	<b>0.0 %</b>
378376	CW SIDEWALK IMPROVEMENTS	3,165	(3,165)				-
379100	CW SIDEWALK LILOA DR EXT	222,979			222,979		0.0 %
379103	CW SIDEWK CURB RAMPS VAR LOC	91,855		48,384	43,471		0.0 %
379106	CW SIDEWALK PAUWELA RD	1,454	3,165		4,619		0.0 %
<b>97076</b>	<b>* CW SIDEWALK IMPROVEMENTS</b>	<b>319,453</b>	<b>0</b>	<b>48,384</b>	<b>271,069</b>	<b>0</b>	<b>0.0 %</b>
378377	CW TRAFFIC CALMING PRG	196,922	(196,922)				-
379122	CW TRAFFIC N SHORE GRNWAY		3,823	3,823			0.0 %
379172	CW TRAFFIC VARIOUS LOCATIONS		189,548	1,294	188,254		0.0 %
<b>97077</b>	<b>* CW TRAFFIC CALMING PROGRAM</b>	<b>196,922</b>	<b>(3,551)</b>	<b>5,117</b>	<b>188,254</b>	<b>0</b>	<b>0.0 %</b>
379510	SAFE ROUTES TO SCH PRG	92,956			15,000	77,956	83.9 %
<b>97099</b>	<b>* State/Fed/PVT FY96 FY06 FY16</b>	<b>92,956</b>	<b>0</b>	<b>0</b>	<b>15,000</b>	<b>77,956</b>	<b>83.9 %</b>
387030	CW SAFETY IMPROVEMENTS	86,523		13,000	73,523		0.0 %

**County of Maui**  
**Statement of Appropriations and Expenditures**  
**Capital Improvement Program by District**  
**Fiscal Year Ending 6/30/2017 - as of 12/31/2017**

09	Countywide	Prior Year	Amended	Year	Current	Balance	% of
Index	Activity ** Program *** District	Encumbrance	Budget /	to Date	Encumbrance	Available	Budget
*	**	/	Lapses	Expended	12/31/2017	12/31/2017	Available
<b>98000</b>	<b>* FY98/08 CIP PROJECTS</b>	<b>86,523</b>	<b>0</b>	<b>13,000</b>	<b>73,523</b>	<b>0</b>	<b>0.0 %</b>
380103	CW BIKEWAY KIHEI GRNWY PH2			2,908		(2,908)	-
380104	CW BIKEWAY WM GREENWAY PH1				6,811	(6,811)	-
380107	CW BIKEWAY WAIPUILANI BIKEWAY				2,017	(2,017)	-
380110	CW BIKEWAY N SHORE GRNWAY			401		(401)	-
389749	CW BIKEWAY IMPROVEMENTS		97,276			97,276	100.0 %
<b>98049</b>	<b>* CW BIKEWAY IMPROVEMENTS</b>	<b>0</b>	<b>97,276</b>	<b>3,309</b>	<b>8,828</b>	<b>85,139</b>	<b>87.5 %</b>
380111	CW RD RESURF HANSEN RD			1,571		(1,571)	-
380112	CW RD RESURF BALDWIN AVE			20,369		(20,369)	-
380114	CW RD RESURF KUIKAHI DR			1,973		(1,973)	-
380118	CW RD RESURF CENTRAL MAUI				207,899	(207,899)	-
380123	CW RD RESURF ASPHALT CONCRETE				530,000	(530,000)	-
389750	CW RD RESURF/PVMNT PRESRVTN		5,238,541			5,238,541	100.0 %
<b>98050</b>	<b>* CW RD RESURF/PVMNT PRESERVATN</b>	<b>0</b>	<b>5,238,541</b>	<b>23,913</b>	<b>737,899</b>	<b>4,476,729</b>	<b>85.5 %</b>
380100	CW SAFETY HALEAKALA HWY			19,560		(19,560)	-
380102	CW SAFETY KAH FIRE STN SDWLK			741		(741)	-
380105	CW SAFETY PAUWELA RD			1,040	87,764	(88,804)	-
380106	CW SAFETY WAILEA IKA DR			509		(509)	-
389751	CW SAFETY IMPROVEMENTS		500,000			500,000	100.0 %
<b>98051</b>	<b>* CW SAFETY IMPROVEMENTS</b>	<b>0</b>	<b>500,000</b>	<b>21,850</b>	<b>87,764</b>	<b>390,386</b>	<b>78.1 %</b>
<b>907</b>	<b>** Roads</b>	<b>12,878,901</b>	<b>4,918,264</b>	<b>3,007,800</b>	<b>9,628,226</b>	<b>5,161,139</b>	<b>29.0 %</b>
378301	CW LF PV/WIND TURBINE LIGHT	195,000	(30,500)		164,500		0.0 %
<b>97001</b>	<b>* CW LANDFILL PV/WIND TURBINE</b>	<b>195,000</b>	<b>(30,500)</b>	<b>0</b>	<b>164,500</b>	<b>0</b>	<b>0.0 %</b>
378302	ENV'TAL COMP SYS DSGN/CTNS	83,052	(115)	8,295	74,642		0.0 %
<b>97002</b>	<b>* ENV COMPLIANCE SYS DESGN/CONST</b>	<b>83,052</b>	<b>(115)</b>	<b>8,295</b>	<b>74,642</b>	<b>0</b>	<b>0.0 %</b>



**County of Maui**  
**Statement of Appropriations and Expenditures**  
**Capital Improvement Program by District**  
**Fiscal Year Ending 6/30/2017 - as of 12/31/2017**

09	Countywide Index * Activity ** Program *** District	Prior Year Encumbrance / Carryover	Amended Budget / Lapses	Year to Date Expended	Current Encumbrance 12/31/2017	Balance Available	% of Budget Available
<b>908</b>	<b>** Solid Waste Facilities</b>	<b>278,052</b>	<b>(30,615)</b>	<b>8,295</b>	<b>239,142</b>	<b>0</b>	<b>0.0 %</b>
319012	CW WET WELL REHABILITATION	12,410			12,410		0.0 %
<b>91051</b>	<b>* CW wet well rehabilitation</b>	<b>12,410</b>	<b>0</b>	<b>0</b>	<b>12,410</b>	<b>0</b>	<b>0.0 %</b>
329023	CW WSTWTR SYSTEM MODIFICATION	39,517		15,543	23,974		0.0 %
<b>92060</b>	<b>* CW WW SYSTEM MODIFICATIONS</b>	<b>39,517</b>	<b>0</b>	<b>15,543</b>	<b>23,974</b>	<b>0</b>	<b>0.0 %</b>
331170	CW EPA CONSENT DECREE COMPLIAN	126,395		8,932	117,463		0.0 %
<b>93070</b>	<b>* CW EPA COMPLIANCE PROJECTS</b>	<b>126,395</b>	<b>0</b>	<b>8,932</b>	<b>117,463</b>	<b>0</b>	<b>0.0 %</b>
331171	CW EPA WW RECLAMATION FACILITY	121,718		121,718			0.0 %
<b>93071</b>	<b>* CW EPA WWRF RENOVATION PROJ</b>	<b>121,718</b>	<b>0</b>	<b>121,718</b>	<b>0</b>	<b>0</b>	<b>0.0 %</b>
331172	CW WASTEWATER SYSTEM MODIFICAT	6,110		6,110			0.0 %
<b>93072</b>	<b>* CW WW SYSTEM MODIFICATION</b>	<b>6,110</b>	<b>0</b>	<b>6,110</b>	<b>0</b>	<b>0</b>	<b>0.0 %</b>
345378	CW EPA DECREE COMPLIANCE PRJ	35,640			35,640		0.0 %
<b>94078</b>	<b>* CW EPA CONSENT COMPLIANCE PRJ</b>	<b>35,640</b>	<b>0</b>	<b>0</b>	<b>35,640</b>	<b>0</b>	<b>0.0 %</b>
345380	CW WW SYSTEM MODIFICATIONS	110,038		46,888	63,150		0.0 %
<b>94080</b>	<b>* CW WW SYSTEM MODIFICATIONS</b>	<b>110,038</b>	<b>0</b>	<b>46,888</b>	<b>63,150</b>	<b>0</b>	<b>0.0 %</b>
356454	CW EPA DCR LAHAINA WWPS#2	108,078		1,799	106,279		0.0 %
356497	CW EPA DCR KAA NAPALI WWPS	1,599		1,599			0.0 %
356499	CW EPA DCR PAIA WWPS FM	25,138			25,138		0.0 %
356574	CW EPA DCR COMPLIANCE PRJ	14,959			14,959		0.0 %
<b>95073</b>	<b>* CW EPA CONSENT DECREE COMPLIAN</b>	<b>149,774</b>	<b>0</b>	<b>3,398</b>	<b>146,376</b>	<b>0</b>	<b>0.0 %</b>
356564	CW EPA DECREE WAI-KAH WWRF	55,631		14,984	40,647		0.0 %
356573	CW EPA DECREE -KULANIHAKOI	51,320		28,813	22,507		0.0 %
<b>95074</b>	<b>* CW EPA CONSENT DECREE WWRF REN</b>	<b>106,951</b>	<b>0</b>	<b>43,797</b>	<b>63,154</b>	<b>0</b>	<b>0.0 %</b>

**County of Maui**  
**Statement of Appropriations and Expenditures**  
**Capital Improvement Program by District**  
**Fiscal Year Ending 6/30/2017 - as of 12/31/2017**

09	Countywide	Prior Year	Amended	Year	Current	Balance	% of
Index	Activity ** Program *** District	Encumbrance	Budget /	to Date	Encumbrance	Available	Budget
		/ Carryover	Lapses	Expended	12/31/2017		Available
356520	CW WW SYSTEM MOD-KIHEI FM	25,409		25,409			0.0 %
356521	CW WW SYSTEM MOD-WM RECYCLED	97,306		4,775	92,531		0.0 %
356530	CW WW SYSTEM MOD-WWRF SHORELIN	30,427		8,693	21,734		0.0 %
356543	CW WW SYSTEM MOD-WAIEHU	2,059			2,059		0.0 %
356579	CW WW SYSTEM MOD-NAPILI	9,304			9,304		0.0 %
<b>95075</b>	<b>* CW WW SYSTEM MODIFICATIONS</b>	<b>164,505</b>	<b>0</b>	<b>38,877</b>	<b>125,628</b>	<b>0</b>	<b>0.0 %</b>
356542	CW WET WELL MISC PROJECTS	576,717			576,717		0.0 %
<b>95076</b>	<b>* CW WET WELL REHABILITATION</b>	<b>576,717</b>	<b>0</b>	<b>0</b>	<b>576,717</b>	<b>0</b>	<b>0.0 %</b>
368807	CW EPA DECREE KIHEI RECYCLED	35,370			35,370		0.0 %
368824	CW EPA DECREE CATCH ALL	1,650		1,650			0.0 %
<b>96062</b>	<b>* CW EPA CONSENT COMPLIANCE PRJS</b>	<b>37,020</b>	<b>0</b>	<b>1,650</b>	<b>35,370</b>	<b>0</b>	<b>0.0 %</b>
368817	CW EPA DECREE WWRF RENOVATIONS	205,978		56,816	149,163		0.0 %
368826	CW EPA DECREE HAWAIIAN HOMES	105,556		28,113	77,443		0.0 %
368857	CW EPA DECREE NAPILI WWPS 5&6	426,064		225,952	200,112		0.0 %
368864	CW EPA DECR KIHEI FM#16 REPLCM	73,587		5,619	67,968		0.0 %
368868	CW EPA DECR SHERATON WWPS MODI	197,312		100,770	96,542		0.0 %
368890	CW EPA DECR LAHAINA WWRF ODOR	70,603		65,887	4,717		0.0 %
<b>96063</b>	<b>* CW EPA WWRF RENOVATION PRJS</b>	<b>1,079,100</b>	<b>0</b>	<b>483,157</b>	<b>595,945</b>	<b>0</b>	<b>0.0 %</b>
368887	CW SOIL AQUIFER ENGR SVC	100,000		72,899	27,101		0.0 %
<b>96064</b>	<b>* CW SOIL AQUIFER TRTMNT STUDY</b>	<b>100,000</b>	<b>0</b>	<b>72,899</b>	<b>27,101</b>	<b>0</b>	<b>0.0 %</b>
368825	CW WWSM HAWAIIAN HOMES	22,700		22,700			0.0 %
368828	CW WWSM NAPILI 5&6 FM	19,035			19,035		0.0 %
368833	CW WWSM LAHAINA WWRFM	252,279		150,013	102,266		0.0 %
368842	CW WWSM LAHAINA WWPS #3	27,573		10,408	17,165		0.0 %
<b>96065</b>	<b>* CW WW SYSTEM MODIFICATIONS</b>	<b>321,587</b>	<b>0</b>	<b>183,121</b>	<b>138,466</b>	<b>0</b>	<b>0.0 %</b>
378303	CW EPA DECREE COMPLIANCE PRJ	500,000	(500,000)				-

**County of Maui**  
**Statement of Appropriations and Expenditures**  
**Capital Improvement Program by District**  
**Fiscal Year Ending 6/30/2017 - as of 12/31/2017**

09	Countywide	Prior Year	Amended	Year	Current	Balance	% of
Index	Activity ** Program *** District	Encumbrance	Budget /	to Date	Encumbrance	Available	Budget
		/ Carryover	Lapses	Expended	12/31/2017		Available
379169	CW EPA DECREE LAHAINA #3 WWPS		27,325		27,325		0.0 %
379175	CW EPA DECREE KIHEI FM#16		112,000		112,000		0.0 %
379180	CW EPA DECR LAHAINA WWRF ODOR		25,454	15,103	10,351		0.0 %
379197	CW EPA DECR CENTRAL MAUI		88,586		88,586		0.0 %
379199	CW EPA DECR KAH/WAILUKU		246,636		246,636		0.0 %
<b>97003</b>	<b>* CW EPA COMPLIANCE PROJECTS</b>	<b>500,000</b>	<b>1</b>	<b>15,103</b>	<b>484,898</b>	<b>0</b>	<b>0.0 %</b>
378304	CW EPA DECREE WW RECL RENOV	1,170,219	(1,170,219)				-
379129	CW EPA DECR LAH-KAH WWRF ELECT	150,621	7,714	85,992	72,343		0.0 %
379145	CW EPA DECR KAH AERATION BASIN	172,851	11,979	184,830			0.0 %
379157	CW EPA DECR SCADA SERVER UPGRD		61,620	11,825	49,795		0.0 %
379158	CW EPA DECR LAH WWRF ODOR CTRL		1,367	1,367			0.0 %
379166	CW EPA DECR WWRF VARIOUS LOC		229,925	138,705	91,221		0.0 %
379300	CW EPA DECR WWRF WAI/KAHULUI		857,614		857,614		0.0 %
<b>97004</b>	<b>* CW EPA CONSENT DCR WWRFRP</b>	<b>1,493,691</b>	<b>0</b>	<b>422,719</b>	<b>1,070,973</b>	<b>0</b>	<b>0.0 %</b>
378305	CW SATELLITE RECYCLED WTR FAC	11,741	(11,741)				-
379143	CW SATELLITE PRELIM ENGR REPOR	188,259		31,640	156,619		0.0 %
<b>97005</b>	<b>* CW SATELLITE RECYCLED WTR FAC</b>	<b>200,000</b>	<b>(11,741)</b>	<b>31,640</b>	<b>156,619</b>	<b>0</b>	<b>0.0 %</b>
378306	CW WW SYSTEM MODIFICATIONS	112,496	(112,496)				-
379101	CC WW SYSTEM KIHEI RECYCLED WT	152,298			152,298		0.0 %
379108	CW WW SYSTEM MODI HI'AN HOMES	143,000		8,000	135,000		0.0 %
379109	CW WW SYSTEM MODI LAH WWRF ODO	9,417		9,417			0.0 %
379116	CW WW SYSTEM MODI CATCHALL		6,255	6,255			0.0 %
379126	CW WW SYSTEM NAPILI 3 FM	28,712			28,712		0.0 %
379127	CW WW SYSTEM NAPILI 4 FM	26,878			26,878		0.0 %
379130	CW WW SYSTEM KENOLIO RD & KOKI	9,200			9,200		0.0 %
379153	CW WW SYSTEM KAA NAPALI WWPS		43,310	43,310			0.0 %
379176	CW WW SYSTEM LAHAINA WWRF ST1A		10,792	8,500	2,292		0.0 %
379198	CW WW SYSTEM SHERATON WWPS		15,507		15,507		0.0 %


**County of Maui**  
**Statement of Appropriations and Expenditures**  
**Capital Improvement Program by District**  
**Fiscal Year Ending 6/30/2017 - as of 12/31/2017**

09	Countywide	Prior Year	Amended	Year	Current	Balance	% of
Index	Activity ** Program *** District	Encumbrance	Budget /	to Date	Encumbrance	Available	Budget
		/ Carryover	Lapses	Expended	12/31/2017		Available
97006	* CW WASTEWATER SYSTEM MODIFICAT	482,001	(36,632)	75,482	369,887	0	0.0 %
378307	CW WWRF CHLORINATN SYS UPGRD	2,000,000	(2,000,000)				-
379171	CW WWRF RENOVATION PRJS		393,901	132,705	261,196		0.0 %
379301	CW WWRF LAHAINA CHLORINATION		540,310		540,310		0.0 %
379302	CW WWRF WAILUKU/KAHULUI		59,549		59,549		0.0 %
97007	* CW WWRF CHLORINATION SYS UPGRD	2,000,000	(1,006,240)	132,705	861,055	0	0.0 %
380117	CW EPA COMPL CENTRAL MAUI				500,000	(500,000)	-
389701	CW EPA COMPLIANCE PRJ		500,000			500,000	100.0 %
98001	* CW EPA COMPLIANCE PROJECTS	0	500,000	0	500,000	0	0.0 %
380121	CW EPA COMPL WAI/KAHULUI				325,000	(325,000)	-
389702	CW EPA COMPLIANCE WWRF		2,000,000			2,000,000	100.0 %
98002	* CW EPA COMPLIANCE WWRF RENOVAT	0	2,000,000	0	325,000	1,675,000	83.8 %
380108	CW WWSM KIHEI RECYCLED WTR				159,623	(159,623)	-
380115	CW WWSM LAHAINA WWRF ODOR CTRL				2,773	(2,773)	-
380116	CW WWSM CENTRAL MAUI				950	(950)	-
380119	CW WWSM SHERATON WWPS				414,580	(414,580)	-
380122	CW WWSM WAILUKU/KAHULUI				307,750	(307,750)	-
389703	CW WW SYSTEM MODIFICATIONS		1,000,000			1,000,000	100.0 %
98003	* CW WW SYSTEM MODIFICATIONS	0	1,000,000	0	885,676	114,324	11.4 %
909	** Wastewater Facilities	7,663,174	2,445,388	1,703,739	6,615,502	1,789,324	17.7 %
District ***	Countywide	49,245,208	20,358,389	9,821,447	39,599,864	20,182,289	29.0 %
	Grand Total	231,842,042	93,657,139	50,014,951	188,735,920	86,748,315	26.7 %

---

# V. Appendix

---



## GLOSSARY

### **Activity**

An activity is a program or part of a program. Each activity has a budget amount in the operating budget or Capital Improvement Program.

### **Appropriation**

Money authorized to spend for a specific use.

### **Bonds - General Obligation**

A funding tool that is a written promise to pay a specific sum plus interest in the future, used to fund capital improvement projects. A General Obligation bond is secured by the County's General Fund.

### **Capital Improvement Program (CIP)**

Capital projects are long-lived expenditures related to construction, expansion or major repair of infrastructure. An appropriation for a capital improvement lapses six months after the close of the fiscal year. There are eight programs: Drainage, Flood Control, Government Facilities, Parks and

Recreation, Economic Development / Planning, Roads, Solid Waste Facilities and Wastewater Facilities.

### **Carryover Savings (Fund Balance)**

Unappropriated revenue and unencumbered balances of any appropriations in a fund at the end of the fiscal year. For budget purposes this is an estimated amount.

### **Character**

Revenue is grouped by object and character. The character (Char) is a major group such as Taxes, or Licenses and Permits.

### **Countywide Costs**

Countywide costs include costs such as insurance, debt payments, inter-departmental transfers and employee benefits.

### **Debt Service**

The interest and principal payments on bond issues used to finance certain capital improvement projects and loans.

### **Encumbrance**

A commitment of funds to an expenditure at a future date as a result of a purchase order, contract or other funding commitment. An estimated amount of expenditures. The funds may not be used for any other purpose.

### **Expenditure**

An outlay of funds. A payment for goods or services rendered.

### **Fiscal Year**

The County fiscal year runs from July 1 to June 30 of the following year. The operating budget is based on this time frame.

### **Fund**

A separate accounting entity with revenues and expenditures for carrying on specific activities. The largest fund is the General Fund. The Wastewater Fund, the Highway Fund and the Solidwaste Fund are other examples. Also see **FUND DESCRIPTIONS**.

## GLOSSARY

### **Grants / Grant Revenue**

A grant is a financial contribution by the County or a State, Federal or private organization to support a particular function. The County receives as well as distributes grants. Grant funds are legally restricted to expenditures for specific purposes and provide a cost sharing alternative for programs and projects. Grant revenue was referred to as "Special Revenue" in previous years' budgets.

### **Interfund / Interdepartmental Transfers**

These are governmental accounting transfers of revenue between funds. These transfers include overhead, fringe benefits and debt service charges as well as supplemental transfers from the General Fund for special fund operations and CIP.

### **Lapsed Bond Proceeds**

These are funds from Bond Authorizations that are

disencumbered within the 18 month capital project cycle . Lapsed funds must be re-appropriated prior to expenditure.

### **Object**

Revenue is grouped by object and character. An object is a smaller group such as General Property Taxes, Business Licenses and Permits, or Interest Income.

### **Operating Budget**

Expenditures for all departments' salaries and wages, operations and equipment.

### **Program**

An activity or service or group of activities or services and the resources to carry them out, that are intended to achieve specific objectives. Each county department is responsible for at least one program. Some programs are funded by the Operating Budget and some by Grant Revenue.

### **Revenue**

Receipts received from various sources including real property tax, the transient accommodations tax, fuel tax and sewer/cesspool user fees.

### **Special Assessment**

A charge made against certain properties to help pay for all or part of the cost of a specific capital improvement project. Also park land or a monetary assessment fee received from new developments.

### **Transient Accommodations Tax**

Also known as hotel room tax. The County of Maui receives 22.8% of the total amount collected by the State, after 6% of the Statewide collections are withheld for administrative expense. The current TAT rate in Hawaii is 10.25%.



## FUND DESCRIPTIONS

The budget is organized into funds. A fund is a separate accounting entity with revenues and expenditures for carrying on specific activities. Each fund is a set of self-balancing accounts.

Following is a list of all funds that are subject to appropriation in the Maui County budget.

### **General Fund**

This is the largest of the County's funds. It accounts for all financial resources which are not required to be in another fund. Services within the General Fund include police and fire protection, parks and recreation (except golf), general administrative services, social concerns, planning and other activity for which a special fund has not been created.

### **Liquor Control Fund**

It receives revenue from all liquor license fees. Fund revenues are expended for the operation and administration of the Liquor Control Commission, Liquor Control Adjudication Board, and the Department of Liquor Control.

### **Highway Fund**

This fund was created for the deposit of fuel taxes, public utility franchise taxes and motor vehicle weight taxes. These revenues are expended for acquisition, design, construction, Improvement, repair and maintenance

of County highways, streets, street lights, storm drains and bridges.

### **Wastewater Fund**

It was established to receive all revenue derived from monthly sewer charges, assessments and service charges for pumping of cesspools, septic tanks, etc.. Revenue is expended for the repair, operation and maintenance of the wastewater facilities and sewer systems, including debt service.

### **Bikeway Fund**

This fund was established to collect revenue from bicycle licenses. It is expended for bikeway construction and maintenance.

### **Solid waste Fund**

All refuse collection fees and landfill disposal charges are deposited here. The fund is used for the operation of the County's collection and disposal programs and for diversion programs such as resource recovery and recycling.

### **Grant Funds**

A grant is a financial contribution by the County or a State, Federal or private organization to support a particular function. The County receives as well as distributes grants. Grant funds are legally restricted to expenditures for specific purposes and provide a cost sharing alternative for programs and projects. Grant revenue

was referred to as "Special Revenue" in previous years' budgets. The funds are aggressively pursued to relieve the reliance on County funds and to encourage participation of other government agencies.

### **Debt Service Fund**

Debt service of bonds and loans is accounted for in this fund. The transfer to this fund is included in the Operations by Budget Item report.

### **Golf Fund**


This fund was established to account for the proceeds of playing fees and for fees from golf course concessions (restaurant and pro shop). This revenue is expended for the operation, maintenance and capital improvements of the Waiehu Golf Course.

### **Capital Projects Fund**

It is used to account for general obligation bonds that are issued for capital improvement projects.

### **Utility Enterprise Fund**

The Department of Water Supply uses this. The receipts and disbursements are reported by the revenue categories and program appropriations in the budget ordinance.



**COUNTY OF MAUI**  
**CAPITAL IMPROVEMENT PROJECTS REPORT**

AS OF DECEMBER 31, 2017

AYYY-NNN-XXXXXX


AA - Source of Funding (see descriptions below)  
YY - Project Year (Budgeted Year)

NNN - IFAS Sub-fund

XXXXXX – Index Code (Appropriation #)

AA-Source of Funding Descriptions:

GF -	General Fund
GF/LN -	General Fund Loan
HY -	Highway Fund
BY -	Bikeway Fund
LC-	Liquor Control Fund
WM -	Wastewater Fund
SW -	Solid Waste Fund
GOLF -	Golf Fund
PA -	Parks Assessment Fund
SA -	Sewer Assessment Fund
GO -	Bond Issued
GOLAPS -	Lapsed Bond
FF -	Federal Funds
SH -	State Funds
ARRA -	ARRA Federal Funds
SH/LN -	State Revolving Fund
USDA -	USDA Loan
DOT -	State Dept of Transportation
PV -	Private Funds



**County of Maui**  
**Capital Improvement Projects Report (Excluding Department of Water Supply)**  
**As of 12/31/2017**

<b>13-901 DRAINAGE</b>	<b>Original Appropriation</b>	<b>Alloted To Date</b>	<b>Expenditure Prior Years</b>	<b>Expenditure Current Year</b>	<b>Amount Lapsed</b>	<b>Encumbrance</b>	<b>Allotment Balance</b>
<b>Hana Community Plan Area</b>							
HANA HWY LANDSLIDE REPAIRS							
GO17-373-389252: Lapse 12/31/18 CBS-4624	1,150,000.00	50.00					50.00
WAIOPAI BRIDGE REPAIRS							
GO17-373-389253: Lapse 12/31/18 CBS-4598	1,500,000.00	69.64				69.64	
	<b>2,650,000.00</b>	<b>119.64</b>	<b>0.00</b>	<b>0.00</b>	<b>0.00</b>	<b>69.64</b>	<b>50.00</b>
<b>Makawao-Pukalani-Kula Community Plan Area</b>							
DITCH IMPRV WAIPOLO RD							
GO17-373-378287: Lapse 12/31/17 CBS-3187	800,000.00	800,000.00				800,000.00	
GO17-373-389257: Lapse 12/31/18 CBS-3187	800,000.00	798,089.01				798,089.01	
HIOLANI ST DRAINAGE IMPRV							
GO17-373-389258: Lapse 12/31/18 CBS-3188	900,000.00						
	<b>2,500,000.00</b>	<b>1,598,089.01</b>	<b>0.00</b>	<b>0.00</b>	<b>0.00</b>	<b>1,598,089.01</b>	<b>0.00</b>
<b>Wailuku-Kahului Community Plan Area</b>							
WAIIEHU DRAINLINE REPAIRS							
GO17-373-389263: Lapse 12/31/18 ORD#4798	1,530,000.00						
IAO STREAM IMPROVEMENTS							
GO08-367-371200: Lapse 12/31/07	500,000.00	258,100.00	110,463.36			147,636.64	()
KAHULUI DRAINLINE REPAIRS							
GO17-373-389262: Lapse 12/31/18 ORD#4791	2,200,000.00						
PAPA AVE DRAINAGE IMPRV							
GO17-373-378295: Lapse 12/31/17 CBS-1951	400,000.00	400,000.00	50.00			399,950.00	
C MAUI DRAINLINE REPAIRS							
GF17-301-378396: Lapse 12/31/17 CBS-3189	850,000.00	850,000.00	285,001.62		35,833.55	529,164.83	
GO17-373-389261: Lapse 12/31/18 CBS-3189	700,000.00	400.00		200.00			200.00
TEST/INSPECT EXIST INJ WELLS							
GF17-301-378397: Lapse 12/31/17 CBS-3193	300,000.00	300,000.00		181,832.16	37,501.65	80,666.19	
WAKEA/NIIHAU ST DRAINAGE IMPRV							
HY17-302-378398: Lapse 12/31/17 CBS-3192	450,000.00	450,000.00	4,328.25	171.75		445,500.00	
	<b>6,930,000.00</b>	<b>2,258,500.00</b>	<b>399,843.23</b>	<b>182,203.91</b>	<b>73,335.20</b>	<b>1,602,917.66</b>	<b>200.00</b>
<b>Kihei-Makena Community Plan Area</b>							
S KIHEI RD CULVERT REPLCMNT							
GO17-373-378218: Lapse 12/31/17 ORD#4414	2,100,000.00	2,095,301.76	31,780.09	872,397.20		1,191,124.47	
HAUOLI ST DRAINAGE IMPRV MNT							
GO14-371-331244: Lapse 12/31/13 CBS-1022	2,500,000.00	1,970,022.48	1,941,547.66		684.84	27,789.98	
	<b>4,600,000.00</b>	<b>4,065,324.24</b>	<b>1,973,327.75</b>	<b>872,397.20</b>	<b>684.84</b>	<b>1,218,914.45</b>	<b>0.00</b>
<b>West Maui Community Plan Area</b>							
LAHAINA WATERSHED PROJ DIVERSI							
DOT11-325-317506: #STP-STP-0900(0 77)		1,979,367.00	1,911,855.55				67,511.45

**County of Maui**  
**Capital Improvement Projects Report (Excluding Department of Water Supply)**  
**As of 12/31/2017**

	Original Appropriation	Alloted To Date	Expenditure Prior Years	Expenditure Current Year	Amount Lapsed	Encumbrance	Allotment Balance
<b>13-901 Drainage</b>							
LAH WATERSHED PROJ DIV PH 3A DOT13-325-337506: #STP-STP-0900(0 83)		2,282,912.50	1,459,170.86			421,588.16	402,153.48
LAHAINA WATERSHED FLOOD CTRL							
GO14-371-321213: Lapse 12/31/12	2,563,498.08	361,349.00	140,038.12	16,730.13		204,580.75	( )
GO14-371-331247: Lapse 12/31/13	1,100,000.00	1,100,000.00	1,005,097.66		84,969.51	9,932.83	
GO17-373-345276: Lapse 12/31/14 ORD#4095	677,698.55	6,992.95	6,936.82			56.13	
GO17-373-356216: Lapse 12/31/15 ORD#4095	997,900.00	216,315.36				216,315.36	
GO17-373-367245: Lapse 12/31/16 CBS-1026	2,000,000.00	2,000,000.00	15,000.00			1,985,000.00	
NAPILI 4/5 CULVERT							
GO17-373-356229: Lapse 12/31/15 CBS-2315	226,965.00	226,965.00	181,269.00	40,335.00		5,361.00	
	<b>7,566,061.63</b>	<b>8,173,901.81</b>	<b>4,719,368.01</b>	<b>57,065.13</b>	<b>84,969.51</b>	<b>2,842,834.23</b>	<b>469,664.93</b>
<b>Molokai Community Plan Area</b>							
KAUNAKAKAI DRAINAGE SYS B							
GO17-373-367246: Lapse 12/31/16 CBS-2775	400,000.00	393,497.00	205,043.13	125,767.27		62,686.60	
GO17-373-378290: Lapse 12/31/17 CBS-2775	200,000.00	199,356.00				199,356.00	
	<b>600,000.00</b>	<b>592,853.00</b>	<b>205,043.13</b>	<b>125,767.27</b>	<b>0.00</b>	<b>262,042.60</b>	<b>0.00</b>
<b>Countywide</b>							
CW DRAINAGE IMPROVEMENTS							
GO14-371-321203: Lapse 12/31/12 CBS-1027	1,211,279.78	1,211,279.78	731,566.11	111,231.13	89,525.20	278,957.34	
GO14-371-331249: Lapse 12/31/13 CBS-1027	1,300,000.00	1,288,837.57	1,094,230.25	14,432.98	11,476.35	168,697.99	
GF14-301-345319: Lapse 12/31/14 CBS-1027	1,350,000.00	1,350,000.00	1,189,197.15		7,852.50	152,950.35	
GO17-373-356C66: Lapse 12/31/15 CBS-1027	881,463.32	870,533.48	836,033.70			34,499.78	
GO17-373-367C48: Lapse 12/31/16 CBS-1027	1,500,000.00	1,453,658.06	854,625.74	129,515.00		469,517.32	
GF17-301-378C69: Lapse 12/31/17 CBS-1027	1,000,000.00	1,000,000.00	145,623.75	102,977.34	24,308.18	727,090.73	
GO17-373-389C47: Lapse 12/31/18 CBS-1027	1,000,000.00	143,192.13		2,623.56		18,142.56	122,426.01
PAPA AVE DRAINAGE IMPROVEMENTS							
GF14-301-345389: Lapse 12/31/14 CBS-1951	250,000.00	250,000.00	26,618.59		195,833.68	27,547.73	
	<b>8,492,743.10</b>	<b>7,567,501.02</b>	<b>4,877,895.29</b>	<b>360,780.01</b>	<b>328,995.91</b>	<b>1,877,403.80</b>	<b>122,426.01</b>
<b>TOTAL Drainage</b>	<b>33,338,804.73</b>	<b>24,256,288.72</b>	<b>12,175,477.41</b>	<b>1,598,213.52</b>	<b>487,985.46</b>	<b>9,402,271.39</b>	<b>592,340.94</b>

**County of Maui**  
**Capital Improvement Projects Report (Excluding Department of Water Supply)**  
**As of 12/31/2017**

<b>13-902 Other Projects</b>	<b>Original Appropriation</b>	<b>Alloted To Date</b>	<b>Expenditure Prior Years</b>	<b>Expenditure Current Year</b>	<b>Amount Lapsed</b>	<b>Encumbrance</b>	<b>Allotment Balance</b>
<b>Makawao-Pukalani-Kula Community Plan Area</b>							
KULA AGRICULTURAL PARK EXT GO17-373-389227: Lapse 12/31/18 CBS-4621	1,100,000.00						
<b>Wailuku-Kahului Community Plan Area</b>							
WAILUKU UNION CHCH/ADDL PARK GF14-301-345312: Lapse 12/31/14 CBS-1928	100,000.00	100,000.00	22,929.25		76,437.65	633.10	
<b>West Maui Community Plan Area</b>							
STATE OF HAWAII DOH GRANT SH17-323-379517: C6-9993921 3	108,000.00	108,000.00		49,795.00			58,205.00
<b>Countywide</b>							
PUBLIC SAFETY RADIO SYS REPLC GO17-373-345290: Lapse 12/31/14 ORD#4095	1,582,986.56	1,425,818.56	1,081,243.51	10,069.65		334,505.40	
GOLAPS-350-356460: Lapse 12/31/15 CBS-1009	1,210,000.00	1,210,000.00	210,981.31		765,956.04	233,062.65	
GO17-373-389C25: Lapse 12/31/18 CBS-1009	600,000.00	599,999.40				599,999.40	
WM VACUUM ST SWEEPER GO17-373-378226: Lapse 12/31/17 PROVISO	310,000.00	278,987.85		278,987.85			
BRIDGE INSPECTN & EVALUATION HY17-302-378371: Lapse 12/31/17 CBS-3177	80,000.00	80,000.00		80,000.00			
CW EQUIPMENT GO17-373-389C21: Lapse 12/31/18 CBS-1218	2,700,000.00	1,660,960.63				1,660,960.63	
REFUSE TRUCK/LOADER/COMPACTOR GO17-373-378227: Lapse 12/31/17 PROVISO	2,880,000.00	2,879,926.35	832,737.94			2,047,188.41	
BUS STOPS & SHELTERS GO17-373-367250: Lapse 12/31/16 CBS-1039	800,000.00	639,003.16	400,969.54	194,110.62			43,923.00
GO17-373-378210: Lapse 12/31/17 CBS-1039	500,000.00	280,995.00	38,940.00	8,870.00		233,185.00	
	<b>10,662,986.56</b>	<b>9,055,690.95</b>	<b>2,564,872.30</b>	<b>572,038.12</b>	<b>765,956.04</b>	<b>5,108,901.49</b>	<b>43,923.00</b>
<b>TOTAL Other Projects</b>	<b>11,970,986.56</b>	<b>9,263,690.95</b>	<b>2,587,801.55</b>	<b>621,833.12</b>	<b>842,393.69</b>	<b>5,109,534.59</b>	<b>102,128.00</b>

**County of Maui**  
**Capital Improvement Projects Report (Excluding Department of Water Supply)**  
**As of 12/31/2017**

<b>13-903 Government Facilities</b>	<b>Original Appropriation</b>	<b>Alloted To Date</b>	<b>Expenditure Prior Years</b>	<b>Expenditure Current Year</b>	<b>Amount Lapsed</b>	<b>Encumbrance</b>	<b>Allotment Balance</b>
<b>Hana Community Plan Area</b>							
NAHIKU COMMUNITY CENTER							
GO12-370-324200: Lapse 12/31/12	250,000.00	250,000.00	103,072.89		32,806.04	114,121.07	
GO17-373-367298: Lapse 12/31/16 ORD#4316	1,950,000.00	191,340.00	95,167.50	47,128.50		49,044.00	
HANA CIVIC CENTER							
GF17-301-378337: Lapse 12/31/17 CBS-3236	50,000.00	50,000.00			200.00	49,800.00	
	<b>2,250,000.00</b>	<b>491,340.00</b>	<b>198,240.39</b>	<b>47,128.50</b>	<b>33,006.04</b>	<b>212,965.07</b>	<b>0.00</b>
<b>Paia-Haiku Community Plan Area</b>							
HAIKU FIRE STATION							
GF08-301-383010: Lapse 12/31/08	500,000.00	500,000.00	458,015.20			41,984.80	
GO10-368-393201: Lapse 12/31/09	600,000.00	600,000.00	470,023.31			129,976.69	
KAUNOA F/O EXPANSION/RE							
GF15-301-356403: Lapse 12/31/15 CBS-2317	120,000.00	120,000.00	10,276.94	108,281.32	1,441.74		()
	<b>1,220,000.00</b>	<b>1,220,000.00</b>	<b>938,315.45</b>	<b>108,281.32</b>	<b>1,441.74</b>	<b>171,961.49</b>	<b>(0.00)</b>
<b>Wailuku-Kahului Community Plan Area</b>							
COUNTY SERVICE CENTER							
GO17-373-356293: Lapse 12/31/15 ORD#4187	1,632,976.00	1,632,809.00	1,068,900.40	68,709.98		495,198.62	
GO17-373-378269: Lapse 12/31/17 ORD#4427	160,000.00	160,000.00				160,000.00	
WAILUKU REDEV'T MUNI PRKG LOT							
GF16-301-367104: Lapse 12/31/16 CBS-2789	7,460,304.00	7,460,304.00	837,356.88	942,316.32	2,856,082.90	2,824,547.90	
GF17-301-378366: Lapse 12/31/17 CBS-2789	3,380,447.00	3,380,447.00		65,530.92	287,787.64	3,027,128.44	
GF18-301-389744: Lapse 12/31/18 CBS-2789	4,300,000.00	4,300,000.00					4,300,000.00
KALANA O MAUI ELECTRICAL							
GO17-373-367240: Lapse 12/31/16 CBS-1925	1,200,000.00	704,794.75		133,022.18		571,772.57	
KALANA O MAUI LEAK REPAIRS							
GF17-301-378399: Lapse 12/31/17 CBS-3190	500,000.00	500,000.00	135,471.00			364,529.00	
AIR CONDITION CHILLER REPLCT							
GF14-301-345308: Lapse 12/31/14 CBS-1025	100,000.00	100,000.00	79,775.00		1,959.00	18,266.00	
2154 KAOHU ST BLDG IMPRVMNTS							
GF17-301-378405: Lapse 12/31/17 CBS-4391	50,000.00	50,000.00		9,292.80	16,455.15	24,252.05	
NEW COUNTY SERVICE CENTER							
GO17-373-389226: Lapse 12/31/18 CBS-2324	25,000,000.00						
	<b>43,783,727.00</b>	<b>18,288,354.75</b>	<b>2,121,503.28</b>	<b>1,218,872.20</b>	<b>3,162,284.69</b>	<b>7,485,694.58</b>	<b>4,300,000.00</b>
<b>Kihei-Makena Community Plan Area</b>							
KIHEI POLICE STATION							
GO14-371-331253: Lapse 12/31/13 ORD#4021	3,250,000.00	3,225,277.04	3,197,402.51		.53	27,874.00	
<b>West Maui Community Plan Area</b>							
LAHAINA REFUSE OFFICE							
GO17-373-378219: Lapse 12/31/17 CBS-3174	250,000.00	240,498.00		230,970.00		9,528.00	



**County of Maui**  
**Capital Improvement Projects Report (Excluding Department of Water Supply)**  
**As of 12/31/2017**

<b>13-903 Government Facilities</b>	<b>Original Appropriation</b>	<b>Alloted To Date</b>	<b>Expenditure Prior Years</b>	<b>Expenditure Current Year</b>	<b>Amount Lapsed</b>	<b>Encumbrance</b>	<b>Allotment Balance</b>
<b>Lanai Community Plan Area</b>							
LANAI BASEYARD IMPRV							
GO17-373-378286: Lapse 12/31/17 CBS-3239	300,000.00	172,182.00	18,650.00	79,232.00		74,300.00	
LANAI FIRE STN IMPROVEMENTS							
GF18-301-389723: Lapse 12/31/18 CBS-1005	100,000.00	100,000.00					100,000.00
	<b>400,000.00</b>	<b>272,182.00</b>	<b>18,650.00</b>	<b>79,232.00</b>	<b>0.00</b>	<b>74,300.00</b>	<b>100,000.00</b>
<b>Molokai Community Plan Area</b>							
MOLOKAI BASEYARD DESIGN&C							
GOLAPS-350-356459: Lapse 12/31/15 CBS-1211	3,500,000.00	3,500,000.00	288,679.92		3,086,848.00	124,472.08	
GO17-373-378291: Lapse 12/31/17 CBS-1211	4,533,000.00	4,533,000.00				4,533,000.00	
GOLAPS-350-378392: Lapse 12/31/17 CBS-1211	3,703,000.00	3,703,000.00		35,784.77	815.23	3,666,400.00	
PUKOO FIRE STN RELOCATION							
GF18-301-389724: Lapse 12/31/18 CBS-4617	35,000.00	35,000.00					35,000.00
	<b>11,771,000.00</b>	<b>11,771,000.00</b>	<b>288,679.92</b>	<b>35,784.77</b>	<b>3,087,663.23</b>	<b>8,323,872.08</b>	<b>35,000.00</b>
<b>Countywide</b>							
ACQ 2103 WELLS ST BLDG							
GO17-373-389246: Lapse 12/31/18 CBS-4623	1,600,000.00						
CW FIRE FACILITIES							
GF09-301-393016: Lapse 12/31/09	150,000.00	150,000.00	36,570.60		83,916.50	29,512.90	
GF10-301-303191: Lapse 12/31/10	300,000.00	300,000.00	275,876.39		22,373.61	1,750.00	
GO10-368-313205: Lapse 12/31/11	150,000.00	150,000.00	111,925.00			38,075.00	
GF12-301-323021: Lapse 12/31/12	150,000.00	150,000.00	137,716.54		8,325.16	3,958.30	
GF14-301-345321: Lapse 12/31/14 CBS-1003	300,000.00	300,000.00	288,276.46		265.28	11,458.26	
GF18-301-389C22: Lapse 12/31/18 CBS-1003	150,000.00	150,000.00					150,000.00
CW FACILITY BLDG IMPROVEMENTS							
GF13-301-331115: Lapse 12/31/13 CBS-1032	350,000.00	350,000.00	283,481.46		61,854.04	4,664.50	
GF14-301-345320: Lapse 12/31/14 CBS-1032	500,000.00	500,000.00	467,825.42		19,597.99	12,576.59	
GF15-301-356C21: Lapse 12/31/15 CBS-1032	600,000.00	600,000.00	412,287.89	10,000.00	45,407.11	132,305.00	
GO17-373-367C49: Lapse 12/31/16 CBS-1032	750,000.00	369,120.34	78,459.41	41,500.42		249,160.51	
GF17-301-378C70: Lapse 12/31/17 CBS-1032	350,000.00	350,000.00	101,898.66	9,456.00	400.56	238,244.78	
GF18-301-389C48: Lapse 12/31/18 CBS-1032	500,000.00	500,000.00				58,803.55	441,196.45
CW POLICE FACILITIES							
GF13-301-331117: Lapse 12/31/13 CBS-1010	300,000.00	300,000.00	276,246.51			23,753.49	
GF16-301-367C15: Lapse 12/31/16 CBS-1010	150,000.00	150,000.00	75,559.53		73,960.92	479.55	
GF17-301-378C67: Lapse 12/31/17 CBS-1010	940,000.00	940,000.00	149,034.00	789.00	1,582.75	788,594.25	
GF18-301-389C45: Lapse 12/31/18 CBS-1010	425,000.00	425,000.00					425,000.00
KALANA O MAUI CAMPUS EXP DESIG							
GO17-373-345264: Lapse 12/31/14 CBS-1980	500,761.47	500,732.47	188,526.33			312,206.14	
CW DMVL SATELLITE OFF UPGRD							
GF17-301-378C26: Lapse 12/31/17 CBS-3210	137,200.00	137,200.00	57,919.93	34,750.93	3,965.09	40,564.05	()
CW FUEL TANK REPLACEMENTS							
GF16-301-367C14: Lapse 12/31/16 CBS-1096	100,000.00	100,000.00			20,500.00	79,500.00	

**County of Maui**  
**Capital Improvement Projects Report (Excluding Department of Water Supply)**  
**As of 12/31/2017**

<b>13-903 Government Facilities</b>	<b>Original Appropriation</b>	<b>Alloted To Date</b>	<b>Expenditure Prior Years</b>	<b>Expenditure Current Year</b>	<b>Amount Lapsed</b>	<b>Encumbrance</b>	<b>Allotment Balance</b>
	8,402,961.47	6,422,052.81	2,941,604.13	96,496.35	342,149.01	2,025,606.87	1,016,196.45
<b>TOTAL Government Facilities</b>	<b>71,327,688.47</b>	<b>41,930,704.60</b>	<b>9,704,395.68</b>	<b>1,816,765.14</b>	<b>6,626,545.24</b>	<b>18,331,802.09</b>	<b>5,451,196.45</b>

**County of Maui**  
**Capital Improvement Projects Report (Excluding Department of Water Supply)**  
**As of 12/31/2017**

<b>13-904 Parks and Recreation</b>	<b>Original Appropriation</b>	<b>Alloted To Date</b>	<b>Expenditure Prior Years</b>	<b>Expenditure Current Year</b>	<b>Amount Lapsed</b>	<b>Encumbrance</b>	<b>Allotment Balance</b>
<b>Hana Community Plan Area</b>							
PA'ANI MAI PARK IMPROVM							
GF15-301-356402: Lapse 12/31/15 CBS-2328	300,000.00	300,000.00	163,599.50		29,840.00	106,560.50	
<b>NAHIKU COMMUNITY CENTER</b>							
GF13-301-331101: Lapse 12/31/13 CBS-1193	280,000.00	280,000.00	734.50			279,265.50	
GF14-301-345302: Lapse 12/31/14 CBS-1193	600,000.00	600,000.00			124,213.57	475,786.43	
<b>HELENE HALL IMPROVEMENTS</b>							
GO17-373-378239: Lapse 12/31/17 CBS-1971	50,000.00	50,000.00				50,000.00	
GO17-373-389230: Lapse 12/31/18 CBS-1971	600,000.00	85,387.12				44,675.37	40,711.75
<b>HANA-KEANAE-KAILUA PARKS</b>							
GF15-301-356401: Lapse 12/31/15 CBS-2350	165,000.00	165,000.00	153,459.92	5,080.00	390.08	6,070.00	
GF16-301-367101: Lapse 12/31/16 CBS-2350	446,250.00	446,250.00	336,674.08	16,682.82		92,893.10	
GF17-301-378338: Lapse 12/31/17 CBS-2350	250,000.00	250,000.00	75,276.62		398.75	174,324.63	
GF18-301-389731: Lapse 12/31/18 CBS-2350	55,000.00	55,000.00				53,576.01	1,423.99
	<b>2,746,250.00</b>	<b>2,231,637.12</b>	<b>729,744.62</b>	<b>21,762.82</b>	<b>154,842.40</b>	<b>1,283,151.54</b>	<b>42,135.74</b>
<b>Paia-Haiku Community Plan Area</b>							
<b>PAIA-HAIKU PARKS SYSTEM</b>							
GF16-301-367102: Lapse 12/31/16 CBS-2348	450,000.00	450,000.00	373,231.35	38,477.45	16.81	38,274.39	
GO17-373-378254: Lapse 12/31/17 CBS-2348	400,000.00	110,543.00				110,543.00	
GF17-301-378353: Lapse 12/31/17 CBS-2348	320,000.00	320,000.00	107,539.69	122,185.51		90,274.80	
GO17-373-389238: Lapse 12/31/18 CBS-2348	765,000.00	62,118.94				62,118.94	
PA18-309-389438: Lapse 12/31/18 CBS-2348	135,000.00	135,000.00					135,000.00
GF18-301-389738: Lapse 12/31/18 CBS-2348	50,000.00	50,000.00					50,000.00
	<b>2,120,000.00</b>	<b>1,127,661.94</b>	<b>480,771.04</b>	<b>160,662.96</b>	<b>16.81</b>	<b>301,211.13</b>	<b>185,000.00</b>
<b>Makawao-Pukalani-Kula Community Plan Area</b>							
<b>MAKAWAO-HAIKU-PAIA PARKS</b>							
GF15-301-356405: Lapse 12/31/15 CBS-2348	325,000.00	325,000.00	303,903.00			21,097.00	
<b>PUK-KULA-ULUPALAKUA PARKS</b>							
GF15-301-356406: Lapse 12/31/15 CBS-2349	245,000.00	245,000.00	180,113.86		800.00	64,086.14	()
<b>UPCOUNTRY SKATE PARK</b>							
GF15-301-356407: Lapse 12/31/15 CBS-2331	75,000.00	75,000.00	63,302.33			11,697.67	
<b>MAK-PUK-KULA ULU PARKS</b>							
GF16-301-367103: Lapse 12/31/16 CBS-2349	435,000.00	435,000.00	310,728.23	9,682.00	5,972.48	108,617.29	
GF17-301-378347: Lapse 12/31/17 CBS-2349	350,000.00	350,000.00		45,342.50	52,291.50	252,366.00	
GO17-373-389235: Lapse 12/31/18 CBS-2349	310,000.00	59,473.00				59,473.00	
GF18-301-389735: Lapse 12/31/18 CBS-2349	1,250,000.00	1,250,000.00				10,800.00	1,239,200.00
<b>UPCOUNTRY SKATE PARK</b>							
GO17-373-378248: Lapse 12/31/17 CBS-3208	1,100,000.00	1,100,000.00				1,100,000.00	
PA17-309-378350: Lapse 12/31/17 CBS-3208	100,000.00	100,000.00				100,000.00	
GO17-373-389236: Lapse 12/31/18 CBS-3208	200,000.00	200,000.00				200,000.00	
<b>WAIAKOA GYM IMPRVMNTS</b>							
GO17-373-378249: Lapse 12/31/17 CBS-2329	75,000.00	74,725.00	33,764.00			40,961.00	

**County of Maui**  
**Capital Improvement Projects Report (Excluding Department of Water Supply)**  
**As of 12/31/2017**

<b>13-904 Parks and Recreation</b>	<b>Original Appropriation</b>	<b>Alloted To Date</b>	<b>Expenditure Prior Years</b>	<b>Expenditure Current Year</b>	<b>Amount Lapsed</b>	<b>Encumbrance</b>	<b>Allotment Balance</b>
	<b>4,465,000.00</b>	<b>4,214,198.00</b>	<b>891,811.42</b>	<b>55,024.50</b>	<b>59,063.98</b>	<b>1,969,098.10</b>	<b>1,239,200.00</b>
<b>Wailuku-Kahului Community Plan Area</b>							
WAIEHU GC STARTER BOOTH/RESTO							
GO17-373-378257: Lapse 12/31/17 CBS-1202	500,000.00	494,800.00				494,800.00	
NEW KAHULUI COM'TY CTR							
GF18-301-389742: Lapse 12/31/18 CBS-2324	250,000.00	250,000.00					250,000.00
CENTRAL MAUI PARKS SYSTEM							
GF16-301-367105: Lapse 12/31/16 CBS-2351	600,000.00	600,000.00	346,262.00	178,799.00	2,000.00	72,939.00	
GO17-373-378256: Lapse 12/31/17 CBS-2351	461,000.00	402,778.63				402,778.63	
GF17-301-378355: Lapse 12/31/17 CBS-2351	539,000.00	539,000.00	52,852.42	30,438.00		455,709.58	()
GF18-301-389740: Lapse 12/31/18 CBS-2351	1,000,000.00	1,000,000.00					1,000,000.00
WAILUKU GYM IMPROVEMENTS							
GF15-301-356412: Lapse 12/31/15 CBS-1120	275,000.00	275,000.00	53,549.32	9,479.20	211,971.48		
WAR MEMORIAL GYM BLDG IMPRV							
GO17-373-389239: Lapse 12/31/18 CBS-4616	1,400,000.00						
GF18-301-389739: Lapse 12/31/18 CBS-4616	350,000.00	350,000.00				71,150.00	278,850.00
WAIEHU GC WWTR IMPR							
GO17-373-378258: Lapse 12/31/17 CBS-3231	50,000.00	49,600.00	2,000.00	14,500.00		33,100.00	
WAIKAPU CC EXPANSION							
GO17-373-378260: Lapse 12/31/17 CBS-3214	1,000,000.00	17,869.00				17,869.00	
WAILUKU POOL IMPRVMNTS							
GO17-373-378261: Lapse 12/31/17 CBS-3224	50,000.00	49,235.39	24,248.54	6,303.62		18,683.23	
WM COMPLEX PAVING IMPROVEMENTS							
GF14-301-345311: Lapse 12/31/14 CBS-1209	400,000.00	400,000.00	375,483.47		84.58	24,431.95	
GO17-373-378262: Lapse 12/31/17 CBS-1209	100,000.00	99,960.00	27,438.00	17,590.00		54,932.00	
KANAHA BEACH PRK MSTR PLAN							
GF15-301-356411: Lapse 12/31/15 CBS-2342	250,000.00	250,000.00	193,877.27	20,545.33	45.00	35,532.40	
KEPANIWAI HERITAGE GARDENS							
GF16-301-367106: Lapse 12/31/16 CBS-1143	100,000.00	100,000.00	30,340.00		3,400.00	66,260.00	
WAIL-WAIH-WAIK PARKS SYS							
GF15-301-356413: Lapse 12/31/15 CBS-2351	590,000.00	590,000.00	572,909.59	8,591.86	2,357.55	6,141.00	
WAIKAPU CC BASKETBALL CRT IMPV							
GF18-301-389741: Lapse 12/31/18 CBS-2330	500,000.00	500,000.00		251,420.00		210,310.00	38,270.00
	<b>8,415,000.00</b>	<b>5,968,243.02</b>	<b>1,678,960.61</b>	<b>537,667.01</b>	<b>219,858.61</b>	<b>1,964,636.79</b>	<b>1,567,120.00</b>
<b>Kihei-Makena Community Plan Area</b>							
WAIPUILANI PARK IRRIGATION							
GF16-301-367108: Lapse 12/31/16 CBS-2359	800,000.00	800,000.00	126,800.00	394,770.74	239,500.00	38,929.26	
GF17-301-378341: Lapse 12/31/17 CBS-2359	100,000.00	100,000.00	4,467.03	12,843.19	81,137.23	1,552.55	
GF18-301-389756: Lapse 12/31/18 ORD#4796	81,137.00	81,137.00					81,137.00
SO MAUI COMMUNITY PARK							
GO17-373-356227: Lapse 12/31/15 CBS-1118	16,588,792.49	438,635.29	249,167.24			189,468.05	()

**County of Maui**  
**Capital Improvement Projects Report (Excluding Department of Water Supply)**  
**As of 12/31/2017**

	Original Appropriation	Alloted To Date	Expenditure Prior Years	Expenditure Current Year	Amount Lapsed	Encumbrance	Allotment Balance
<b>13-904 Parks and Recreation</b>							
GO17-373-378243: Lapse 12/31/17 CBS-1118	650,000.00	544,967.99				544,967.99	
SOUTH MAUI PARKS SYSTEM							
GF15-301-356416: Lapse 12/31/15 CBS-2345	655,000.00	655,000.00	595,509.00			59,491.00	
GF16-301-367107: Lapse 12/31/16 CBS-2345	885,000.00	885,000.00	858,418.00			26,582.00	
GO17-373-378244: Lapse 12/31/17 CBS-2345	303,000.00	303,000.00	22,217.40	54,501.60		226,281.00	
GF17-301-378340: Lapse 12/31/17 CBS-2345	597,000.00	597,000.00	95,396.48	83,883.44		417,720.08	( )
PA18-309-389732: Lapse 12/31/18 CBS-2345	638,000.00	638,000.00				291,525.37	346,474.63
SM COMMUNITY PARK REC CTR							
GO17-373-378223: Lapse 12/31/17 ORD#4441	20,075,722.00	20,075,722.00		2,209,587.33		17,866,134.67	
	<b>41,373,651.49</b>	<b>25,118,462.28</b>	<b>1,951,975.15</b>	<b>2,755,586.30</b>	<b>320,637.23</b>	<b>19,662,651.97</b>	<b>427,611.63</b>
<b>West Maui Community Plan Area</b>							
WEST MAUI PARKS SYSTEM							
PA15-309-356462: Lapse 12/31/15 CBS-2344	800,000.00	800,000.00	519,609.16	277,559.84	2,831.00		
GF16-301-367109: Lapse 12/31/16 CBS-2344	225,000.00	225,000.00		225,000.00			
PA16-309-367154: Lapse 12/31/16 CBS-2344	480,000.00	480,000.00	67,357.84	391,647.16	165.00	20,830.00	
GO17-373-378264: Lapse 12/31/17 CBS-2344	1,915,000.00	1,915,000.00		902,052.23		1,012,947.77	
GF17-301-378363: Lapse 12/31/17 CBS-2344	85,000.00	85,000.00	3,600.00	546.00		80,854.00	
PA17-309-378365: Lapse 12/31/17 CBS-2344	285,000.00	285,000.00			142,455.68	142,544.32	
PA18-309-389743: Lapse 12/31/18 CBS-2344	950,000.00	950,000.00		52.75		65,203.47	884,743.78
MOKUHINIA ECOSYSTEM/RESTORATN							
GO17-373-345266: Lapse 12/31/14 ORD#4095	132,414.26	132,411.37	117,153.94			15,257.43	
GF15-301-356560: Lapse 12/31/15 ORD#4202	50,000.00	50,000.00	47,000.00			3,000.00	
	<b>4,922,414.26</b>	<b>4,922,411.37</b>	<b>754,720.94</b>	<b>1,796,857.98</b>	<b>145,451.68</b>	<b>1,340,636.99</b>	<b>884,743.78</b>
<b>Lanai Community Plan Area</b>							
LANAI PARKS SYSTEM							
GF16-301-367111: Lapse 12/31/16 CBS-2347	262,500.00	262,500.00	232,156.46	30,284.17	59.37		
GO17-373-378246: Lapse 12/31/17 CBS-2347	425,000.00	20,752.83	1,600.00	19,152.83			
GF17-301-378345: Lapse 12/31/17 CBS-2347	25,000.00	25,000.00		6,353.00		18,647.00	
GF18-301-389733: Lapse 12/31/18 CBS-2347	126,000.00	126,000.00					126,000.00
LANAI COM'TY CTR COMM KITCHEN							
GF18-301-389734: Lapse 12/31/18 CBS-4626	250,000.00	250,000.00					250,000.00
	<b>1,088,500.00</b>	<b>684,252.83</b>	<b>233,756.46</b>	<b>55,790.00</b>	<b>59.37</b>	<b>18,647.00</b>	<b>376,000.00</b>
<b>Molokai Community Plan Area</b>							
MOLOKAI PARKS SYSTEM							
GF15-301-356418: Lapse 12/31/15 CBS-2346	695,000.00	695,000.00	685,968.01		9,032.00		( .01)
GF16-301-367112: Lapse 12/31/16 CBS-2346	273,750.00	273,750.00	225,788.77	1,360.04	21,445.17	25,156.02	
GO17-373-378252: Lapse 12/31/17 CBS-2346	580,000.00	580,000.00				580,000.00	
GF17-301-378351: Lapse 12/31/17 CBS-2346	320,000.00	320,000.00	43.93	115,897.50	7,449.12	196,609.45	( )
GO17-373-389237: Lapse 12/31/18 CBS-2346	230,000.00						
GF18-301-389737: Lapse 12/31/18 CBS-2346	80,000.00	80,000.00					80,000.00
	<b>2,178,750.00</b>	<b>1,948,750.00</b>	<b>911,800.71</b>	<b>117,257.54</b>	<b>37,926.29</b>	<b>801,765.47</b>	<b>79,999.99</b>

**County of Maui**  
**Capital Improvement Projects Report (Excluding Department of Water Supply)**  
**As of 12/31/2017**

<b>13-904 Parks and Recreation</b>	<b>Original Appropriation</b>	<b>Alloted To Date</b>	<b>Expenditure Prior Years</b>	<b>Expenditure Current Year</b>	<b>Amount Lapsed</b>	<b>Encumbrance</b>	<b>Allotment Balance</b>
<b>Countywide</b>							
CW PARK RESTROOM FAC IMPR							
GF15-301-356C24: Lapse 12/31/15 CBS-2362	500,000.00	500,000.00	286,593.61	118,236.86	24,987.42	70,182.11	
CW LIGHT ORDINANCE COMPL							
GF18-301-389C28: Lapse 12/31/18 CBS-4613	500,000.00	500,000.00					500,000.00
CW PARKS ADA IMPROVEMENTS							
GF15-301-356C23: Lapse 12/31/15 CBS-1117	500,000.00	500,000.00	435,833.61	63,391.00	.01	775.38	()
GF16-301-367C16: Lapse 12/31/16 CBS-1117	200,000.00	200,000.00	133,002.18	50,091.55	.18	6,136.57	10,769.52
GF17-301-378C33: Lapse 12/31/17 CBS-1117	300,000.00	300,000.00	182,784.95	9,299.81	103,662.74	4,252.50	
GF18-301-389C29: Lapse 12/31/18 CBS-1117	300,000.00	300,000.00					300,000.00
CW PARK PLAYGROUND IMPRVMT							
GF17-301-378C32: Lapse 12/31/17 CBS-3232	770,000.00	770,000.00	267,480.00	399,767.00	51,499.00	51,254.00	
GO17-373-378C34: Lapse 12/31/17 CBS-3232	200,000.00	200,000.00		200,000.00			
PA17-309-378C36: Lapse 12/31/17 CBS-3232	115,000.00	115,000.00				115,000.00	
LARGE CAP CESSPOOL CLOSURE							
GF13-301-331120: Lapse 12/31/13 CBS-1114	300,000.00	300,000.00	106,553.79		190,556.21	2,890.00	()
GO17-373-367252: Lapse 12/31/16 CBS-1114	550,000.00	242,364.00	186,869.15			55,494.85	
MAUI MOTOR SPORTS PARK							
SH17-323-379515: ACT124,SLH 2016	2,000,000.00	2,000,000.00		6,525.00		1,811,253.00	182,222.00
	<b>6,235,000.00</b>	<b>5,927,364.00</b>	<b>1,599,117.29</b>	<b>847,311.22</b>	<b>370,705.56</b>	<b>2,117,238.41</b>	<b>992,991.52</b>
<b>TOTAL Parks and Recreation</b>	<b>73,544,565.75</b>	<b>52,142,980.56</b>	<b>9,232,658.24</b>	<b>6,347,920.33</b>	<b>1,308,561.93</b>	<b>29,459,037.40</b>	<b>5,794,802.66</b>

**County of Maui**  
**Capital Improvement Projects Report (Excluding Department of Water Supply)**  
**As of 12/31/2017**

<b>13-907 Roads</b>	<b>Original Appropriation</b>	<b>Alloted To Date</b>	<b>Expenditure Prior Years</b>	<b>Expenditure Current Year</b>	<b>Amount Lapsed</b>	<b>Encumbrance</b>	<b>Allotment Balance</b>
<b>Hana Community Plan Area</b>							
HANA DISTRICT RD RESURFACING							
HY01-302-317003: Lapse 12/31/01	650,000.00	643,184.00	473,200.19	6,932.59	147,509.31	15,541.91	
KOUKOUAI BRIDGE REHAB							
GO17-373-378279: Lapse 12/31/17 CBS-1046	600,000.00	568,000.00				568,000.00	
KEANAE RD SAFETY IMPROVEMENTS							
GO17-373-367281: Lapse 12/31/16 CBS-2769	400,000.00	400,000.00	232,232.00	44,585.00		123,183.00	
LELEKEA BRIDGE REPLACEMENT							
GO17-373-389255: Lapse 12/31/18 CBS-1049	150,000.00						
HY18-302-389755: Lapse 12/31/18 CBS-1049	100,000.00	100,000.00					100,000.00
PIILANI HWY RD IMPRV/NUANUALOA							
GO17-373-378280: Lapse 12/31/17 CBS-3225	147,000.00	146,200.00				146,200.00	
HY17-302-378382: Lapse 12/31/17 CBS-3225	2,003,000.00	2,003,000.00	350.03		11,649.97	1,991,000.00	
ROCKFALL/EMBKMENT ASSESSMNT							
HY17-302-378381: Lapse 12/31/17 CBS-3176	350,000.00	350,000.00		1,406.24	290,893.76	57,700.00	
KEANAE RD SAFETY IMPRV							
GO17-373-389254: Lapse 12/31/18 CBS-2769	1,000,000.00	175,900.00					175,900.00
PAPAHAWAHAWA BRIDGE REPLACMNT							
GO12-370-317201: Lapse 12/31/11	1,100,000.00	579,473.00	579,468.70			4.30	
DOT11-325-317501: #STP-BR0900(49)	5,000,000.00	4,037,352.00	2,443,290.57				1,594,061.43
KAHOLOPOO BRIDGE REPLACEMNT							
GO12-370-317200: Lapse 12/31/11 ORD3814-A	700,000.00	700,000.00	628,838.33		13,281.81	57,879.86	
DOT12-325-327500: #STP-BR0900-078	1,680,000.00	1,672,000.00	1,353,199.11	4,792.28			314,008.61
WAIOHONU BRIDGE REPL BR0900(68)							
DOT11-325-317505: #STP-STP0900(68)	2,800,000.00	3,289,180.00	2,622,211.94				666,968.06
	<b>16,680,000.00</b>	<b>14,664,289.00</b>	<b>8,332,790.87</b>	<b>57,716.11</b>	<b>463,334.85</b>	<b>2,959,509.07</b>	<b>2,850,938.10</b>
<b>Paia-Haiku Community Plan Area</b>							
NORTH SHORE GREENWAY							
GO17-373-367235: Lapse 12/31/16 CBS-1942	350,000.00	16,710.99	12,533.99			4,177.00	
GO17-373-389260: Lapse 12/31/18 CBS-1942	350,000.00	68,760.00				68,760.00	
BALDWIN AVE BIKEWAY/GREENWAY							
BY11-304-317035: Lapse 12/31/11	200,000.00	200,000.00	45,007.08		58,812.00	96,180.92	
KAUPAKALUA PVE MNT RECONST							
HY17-302-378393: Lapse 12/31/17 CBS-1066	550,000.00	550,000.00	171,289.30	96,522.12	19,748.58	262,440.00	
GO17-373-389259: Lapse 12/31/18 CBS-1066	2,400,000.00	27,606.44		1,586.65		24,973.80	1,045.99
PAUWELA RD SIDEWK REPAIRS							
HY17-302-378394: Lapse 12/31/17 CBS-2310	500,000.00	500,000.00	687.50		12,797.10	486,515.40	
PAIA SCHOOL SAFE ROUTES							
HY15-302-356426: Lapse 12/31/15 CBS-2306	150,000.00	150,000.00	3,831.24		136,616.76	9,552.00	
KALIALINUI BRIDGE IMPROVEMENT							
GO17-373-345288: Lapse 12/31/14 ORD#4095	262,839.26	164,189.87	26,289.87			137,900.00	

**County of Maui**  
**Capital Improvement Projects Report (Excluding Department of Water Supply)**  
**As of 12/31/2017**

<b>13-907 Roads</b>	<b>Original Appropriation</b>	<b>Alloted To Date</b>	<b>Expenditure Prior Years</b>	<b>Expenditure Current Year</b>	<b>Amount Lapsed</b>	<b>Encumbrance</b>	<b>Allotment Balance</b>
	<b>4,762,839.26</b>	<b>1,677,267.30</b>	<b>259,638.98</b>	<b>98,108.77</b>	<b>227,974.44</b>	<b>1,090,499.12</b>	<b>1,045.99</b>
<b>Makawao-Pukalani-Kula Community Plan Area</b>							
MAKANI RD RESURFACING/HALEAKAL DOT12-325-327504: #STP-STP-3630(1	76,359.42	1,676,359.42	795,423.69				880,935.73
PUKALANI STREET PAVEMENT DOT12-325-327508: #STP-STP-3620(0 01)	1,038,137.00	737,932.26	713,359.11				24,573.15
KOKOMO RD PAVEMENT RECON GO17-373-356223: Lapse 12/31/15 CBS-2295	46,387.51	46,387.51				46,387.51	
DOT15-325-356740: #STP-STP-0366(0 01)	3,800,000.00	7,559,287.93	5,417,057.53			177,801.27	1,964,429.13
MAK/MAKANI ROAD IMPROVEMENTS HY06-302-367010: Lapse 12/31/06	600,000.00	600,000.00	287,595.59			312,404.41	
HALIIMAILE RD IMPROVEMENTS DOT12-325-327503: #STP-STP-A371(1		1,680,000.00	817,952.44				862,047.56
DOT13-325-337503: #STP-STP-A371 (002)	1,000,671.05	1,000,671.05	985,548.15				15,122.90
HALEAKALA HWY INTERSECT IMPR GO17-373-345274: Lapse 12/31/14 ORD#4095	1,218,491.00	37,271.00	12,810.00			24,461.00	
SH14-323-345410:	2,000,000.00	1,250,000.00				525,208.87	724,791.13
HY16-302-367118: Lapse 12/31/16 CBS-1979	500,000.00	500,000.00				500,000.00	
OLD HALEAKALA HWY SIDEWALK SH13-323-331140: ACT106, SLH2012	998,000.00	998,000.00					998,000.00
OLD HALEAKALA HWY PVMNT REHAB DOT15-325-356780: #STP-STP-0900(0 84)	4,027,000.00	5,527,000.00	4,526,547.20	46,624.34		339,186.14	614,642.32
KOKOMO RD/MAKAWAO PAVEMNT GO17-373-367239: Lapse 12/31/16 CBS-2765	1,400,000.00	7,370.91	7,370.90			.01	
DOT17-325-376740: #STP-STP-0900(0 86)	7,240,600.00	7,240,600.00				3,817,738.26	3,422,861.74
GOLAPS-350-378389: Lapse 12/31/17 CBS-2765	2,400,000.00	2,400,000.00	32,797.05	(17.55)	874,319.94	1,492,900.56	()
BALDWIN AVE RESURFACING DOT14-325-345403: #STP-STP-0390(0 01)	2,261,738.00	2,261,738.00	2,239,886.68			21,850.76	.56
BALDWIN AVE RESURF PH2 GO17-373-367238: Lapse 12/31/16 CBS-1889	3,361,250.00	1,300,956.82	440,280.34	493,571.83		367,104.65	
OLD HALEAKALA HWY RECONSTRUCTN GO17-373-367283: Lapse 12/31/16	1,381,750.00	1,315,273.70	1,301,975.18			13,298.52	
	<b>33,350,383.98</b>	<b>36,138,848.60</b>	<b>17,578,603.86</b>	<b>540,178.62</b>	<b>874,319.94</b>	<b>7,638,341.96</b>	<b>9,507,404.22</b>
<b>Wailuku-Kahului Community Plan Area</b>							
KAM/HINA AVE TRAFFIC SIGNAL DOT11-325-317504: #STP-STP-3940(1 )	1,200,000.00	860,568.00	477,445.01				383,122.99
KAMEHAMEHA AVE SW IMPRV HY17-302-378403: Lapse 12/31/17 CBS-3178	330,000.00	330,000.00	2,207.95	5,328.30	9,030.17	313,433.58	
KAHAKULOA STREAM BRIDGE GO17-373-356244: Lapse 12/31/15 CBS-1060	700,000.00	508,933.00	305,330.82			203,602.18	
GO17-373-378206: Lapse 12/31/17 CBS-1060	650,000.00	650,000.00	598.25			649,401.75	



**County of Maui**  
**Capital Improvement Projects Report (Excluding Department of Water Supply)**  
**As of 12/31/2017**

<b>13-907 Roads</b>	<b>Original Appropriation</b>	<b>Alloted To Date</b>	<b>Expenditure Prior Years</b>	<b>Expenditure Current Year</b>	<b>Amount Lapsed</b>	<b>Encumbrance</b>	<b>Allotment Balance</b>
ONEHEE/KEA PAVEMNT REHAB GO17-373-378207: Lapse 12/31/17 CBS-2768	200,000.00	200,000.00				200,000.00	
C MAUI SIGNAL UPGRADE HY17-302-378402: Lapse 12/31/17 CBS-1945	270,000.00	270,000.00			21,200.00	248,800.00	
WAIALE ROAD EXTENSION GO17-373-356245: Lapse 12/31/15 CBS-1069	400,000.00	400,000.00	37,932.00			362,068.00	
WAKEA/KAMEHA INTERSEC IMPRV HY17-302-378404: Lapse 12/31/17 CBS-1916	240,000.00	240,000.00		21,770.86	21,769.14	196,460.00	
WAIALE RD SHOULDER IMPROVEMENT GO14-371-345248: Lapse 12/31/14 CBS-1919	114,900.00	114,900.00	52,540.00			62,360.00	
PAPA AVE PAVEMENT REHABILITATI DOT14-325-347520: #STP-STP-3910(0 01)	6,625,000.00	6,625,000.00	6,443,138.99	(51,080.03)		231,112.88	1,828.16
LONO AVE PAVEMENT REHABILITATI DOT12-325-327507: #STP-STO-3950(0 07)	1,608,226.46	962,602.54	950,172.11	180.00			12,250.43
WAKEA AVE TRAFFIC SIGNALS GO17-373-345293: Lapse 12/31/14 CBS-1921	48,271.12	48,271.12	45,507.81			2,763.31	
DOT14-325-345402: #STP-STP-0900(0 82)	400,000.00	400,000.00	340,146.74			29,318.86	30,534.40
KAHEKILI HWAY PAVMENT/REHAB DOT12-325-327501: #STP-STP3405(3)	3,200,000.00	3,200,000.00	2,318,400.75				881,599.25
GO17-373-367241: Lapse 12/31/16 CBS-1053	3,000,000.00	3,000,000.00		3,000,000.00			
WAKEA AVE/WELLS PAVEMENT REHAB GO14-371-345250: Lapse 12/31/14 CBS-1896	517,573.02	517,573.02	472,374.45			45,198.57	
DOT14-325-345401: #STP-STP-0900(0 82)	2,500,000.00	2,229,601.16	1,889,497.81			275,574.26	64,529.09
WAKEA PVMNT KAAHUMANU/PUUNENE HY13-302-331124: Lapse 12/31/13 CBS-1028	800,000.00	800,000.00	691,163.53		47,101.47	61,735.00	
WAKEA AVE PAVEMENT REHAB DOT13-325-337515: #STP-STP-3920 (006)	3,275,685.65	3,267,572.54	2,214,779.41			246,774.69	806,018.44
KUIKAHI DR PAVEMENT REHAB GO17-373-367242: Lapse 12/31/16 CBS-2785	440,000.00	439,137.04	37,993.71	288,996.33		112,147.00	
HANSEN ROAD IMPROVEMENT GO17-373-356225: Lapse 12/31/15 CBS-1047	446,484.05	446,484.05	401,155.07	3,518.14		41,810.84	
DOT15-325-356700: #STP-STP-3600(0 01)	3,500,000.00	3,919,875.20	3,813,502.02				106,373.18
LONO AVE PAVEMENT REHAB PH2 DOT15-325-356720: #STP-STP-3950(0 08)	694,000.00	1,544,784.53	1,486,843.67				57,940.86
WAIIEHU STREAM BRIDGE REPAIR GO17-373-356246: Lapse 12/31/15 CBS-1965	500,000.00	500,000.00		500,000.00			
KAM AVE/HINA PVTMNT REHAB HY13-302-331122: Lapse 12/31/13 CBS-1013	1,200,000.00	1,200,000.00	1,011,231.93		44,345.51	144,422.56	
KAMEHAMEHA AVE AT KANE ST HY13-302-331125: Lapse 12/31/13 CBS-1015	250,000.00	250,000.00	98,887.76	6,533.36	144,578.88		
KAMEHAMEHA AVE PAVEMENT REHAB DOT13-325-337504: #STP-STP-0900 (079)	3,727,251.98	3,717,059.29	2,204,927.72			577,690.22	934,441.35

**County of Maui**  
**Capital Improvement Projects Report (Excluding Department of Water Supply)**  
**As of 12/31/2017**

<b>13-907 Roads</b>	<b>Original Appropriation</b>	<b>Alloted To Date</b>	<b>Expenditure Prior Years</b>	<b>Expenditure Current Year</b>	<b>Amount Lapsed</b>	<b>Encumbrance</b>	<b>Allotment Balance</b>
KAMEHAMEHA TRFC SIGNAL @ KANE DOT13-325-337505: #STP-STP-3940(0 02)	493,176.96	493,176.96	325,951.04	26,133.44			141,092.48
CENTRAL MAUI BIKE/PEDESTRIAN BY16-304-367129: Lapse 12/31/16 CBS-2782	150,000.00	150,000.00	82,431.00	43,973.13		23,595.87	
PAVEMENT REHAB S MAUI ROADS DOT18-325-389800: #STP-STP-0900(0 90)	5,448,985.87	5,448,985.87					5,448,985.87
WAKEA/KAMEHAMEHA AVE TRAFFIC HY14-302-345326: Lapse 12/31/14 CBS-1916	180,000.00	180,000.00	5,000.00		139,621.48	35,378.52	
	<b>43,109,555.11</b>	<b>42,914,524.32</b>	<b>25,709,159.55</b>	<b>3,845,353.53</b>	<b>427,646.65</b>	<b>4,063,648.09</b>	<b>8,868,716.50</b>
<b>Kihei-Makena Community Plan Area</b>							
WAIPUILANI BIKE PATH BY17-304-378385: Lapse 12/31/17 CBS-1044	150,000.00	150,000.00		55,797.44		94,202.56	
KIHEI BIKEWAY-PIILANI NORTH DOT04-325-347501: #STP-STP-3115(2 )		1,829,362.16	1,432,230.82				397,131.34
NORTH SO COLLECTOR RD/NAMAUI HY14-302-345331: Lapse 12/31/14 CBS-1926	250,000.00	250,000.00	148,881.35	48,747.25		52,371.40	
PAVEMNT REHAB SM LOCATIONS GO17-373-378284: Lapse 12/31/17 CBS-2764	1,860,000.00	9,257.50	8,980.04	277.46			
KIHEI BIKEWAY PHASE 2 PV16-329-367579:	46,531.00	46,531.00	727.87			45,803.13	
DOT16-325-369501: #STP-STP-3115(0 03)	2,872,170.00	2,872,170.00	2,798,324.57			73,845.43	
S KIHEI RD PAVEMENT REHAB HY13-302-331127: Lapse 12/31/13 CBS-1017	600,000.00	600,000.00	325,048.46	534.00	274,417.54		
DOT14-325-345400: #STP-STP-3100(0 13)	2,600,000.00	1,404,595.61	1,259,729.99	2,136.00			142,729.62
BALDWIN AVE PAVEMNT REHAB PH2 DOT16-325-369507: #STP-STP-0390(0 02)	3,184,328.00	3,704,329.63	1,190,412.97	1,675,886.93		838,029.73	
NORTH SO COLLECTOR RD GO17-373-367244: Lapse 12/31/16 CBS-2309	553,622.00	553,622.00		116,703.68		436,918.32	
PV16-329-367577:	246,378.00	246,378.00				246,378.00	
KUIKAHI DR PAVEMENT REHAB DOT16-325-369505: #STP-STP-3210(0 01)-	1,994,564.00	2,263,776.44	133,326.20	1,155,985.34		698,129.02	276,335.88
S MAUI REGIONAL TRAFFIC HY16-302-367184: Lapse 12/31/16 ORD#4284	340,000.00	340,000.00	22,967.44	83,301.24	832.00	232,899.32	
SO MAUI TRAFFIC MASTER PLAN DOT16-325-369503: #STP-SPR-0010(0 36)		342,000.00				342,000.00	
KULANIHAKOI BRIDGE REPLACEMNT HY11-302-317030: Lapse 12/31/11	700,000.00	700,000.00	666,557.79	33,442.21			
WAILEA ALANUI/IKE DR PAVEMENT GO17-373-356215: Lapse 12/31/15 ORD#4095	1,590,721.76	1,036,671.32	987,611.41	1,407.28		47,652.63	()
DOT15-325-356760: #STP-STP-0900(0 84)	5,880,000.00	5,926,495.29	5,766,500.70			159,994.59	
KULANIHAKOI BRIDGE REPLACEMENT GO17-373-389256: Lapse 12/31/18 CBS-1045	1,250,000.00						

**County of Maui**  
**Capital Improvement Projects Report (Excluding Department of Water Supply)**  
**As of 12/31/2017**

<b>13-907 Roads</b>	<b>Original Appropriation</b>	<b>Alloted To Date</b>	<b>Expenditure Prior Years</b>	<b>Expenditure Current Year</b>	<b>Amount Lapsed</b>	<b>Encumbrance</b>	<b>Allotment Balance</b>
	<b>24,118,314.76</b>	<b>22,275,188.95</b>	<b>14,741,299.61</b>	<b>3,174,218.83</b>	<b>275,249.54</b>	<b>3,268,224.13</b>	<b>816,196.84</b>
<b>West Maui Community Plan Area</b>							
WM ROADWAY IMPRV SVO GRANT PV16-329-367575:	1,700,000.00	1,700,000.00					1,700,000.00
WM ROADWAY IMPRV MTV GRANT PV15-329-356575:	715,000.00	715,000.00					715,000.00
SHAW ST SIDEWALK/WAINEE ST HY10-302-307027: Lapse 12/31/10	250,000.00	250,000.00	113,406.26		100,642.74	35,951.00	
WM GREENWAY PILOT PRJ BY17-304-378406: Lapse 12/31/17 CBS-3240	300,000.00	300,000.00				300,000.00	
	<b>2,965,000.00</b>	<b>2,965,000.00</b>	<b>113,406.26</b>	<b>0.00</b>	<b>100,642.74</b>	<b>335,951.00</b>	<b>2,415,000.00</b>
<b>Countywide</b>							
<b>BIKEWAY PROJECTS</b>							
BY01-304-317020: Lapse 12/31/01	300,000.00	300,000.00	153,432.50			146,567.50	
BY03-304-337014: Lapse 12/31/03	300,000.00	300,000.00	74,839.17		187,343.59	37,817.24	
BY04-304-347020: Lapse 12/31/04	300,000.00	300,000.00	226,795.18		1,614.56	71,590.26	
BY13-304-331138: Lapse 12/31/13 CBS-1036	300,000.00	300,000.00	160,419.17	6,876.00		132,704.83	
BY14-304-345337: Lapse 12/31/14 CBS-1036	300,000.00	300,000.00	149,058.05		147,941.95	3,000.00	
BY15-304-356C37: Lapse 12/31/15 CBS-1036	620,000.00	620,000.00	603,040.91			16,959.09	
BY16-304-367C31: Lapse 12/31/16 CBS-1036	150,000.00	150,000.00	56,021.21			93,978.79	
BY18-304-389C49: Lapse 12/31/18 CBS-1036	97,276.00	97,276.00		3,309.78		8,827.52	85,138.70
<b>CW SIDEWALK IMPROVEMENTS</b>							
HY13-302-331133: Lapse 12/31/13 CBS-1037	500,000.00	500,000.00	401,651.13		45,328.87	53,020.00	
HY14-302-345335: Lapse 12/31/14 CBS-1037	450,000.00	450,000.00	371,688.72		44,403.73	33,907.55	
HY15-302-356C35: Lapse 12/31/15 CBS-1037	500,000.00	500,000.00	471,404.79	11,678.00		11,580.01	5,337.20
HY16-302-367C26: Lapse 12/31/16 CBS-1037	400,000.00	400,000.00	267,509.07	99,057.94	19,829.39	13,603.60	
HY17-302-378C76: Lapse 12/31/17 CBS-1037	500,000.00	500,000.00	180,546.11	48,384.41		271,069.48	
<b>CW BRIDGE IMPROVEMENTS</b>							
HY14-302-345332: Lapse 12/31/14 CBS-1031	295,000.00	295,000.00	150,402.76			144,597.24	
HY15-302-356C31: Lapse 12/31/15 CBS-1031	370,000.00	370,000.00	223,888.24	17,506.67	104,664.69	23,940.40	
HY16-302-367C22: Lapse 12/31/16 CBS-1031	370,000.00	370,000.00	211,893.50	1,850.00	100,847.50	55,409.00	
GO17-373-378C72: Lapse 12/31/17 CBS-1031	370,000.00	370,000.00	124,161.09	12,842.65		232,996.26	
<b>PAVEMENT JUSTIFICATION</b>							
HY16-302-367128: Lapse 12/31/16 CBS-2777	160,000.00	160,000.00	133,332.47	8,916.61	8,834.31	8,916.61	
<b>CW SAFETY IMPROVEMNTS</b>							
HY07-302-377033: Lapse 12/31/07	600,000.00	600,000.00	519,629.51	28,500.00	41,374.52	10,495.97	()
HY08-302-387030: Lapse 12/31/08	500,000.00	500,000.00	331,240.26	13,000.00	82,236.34	73,523.40	
HY13-302-331132: Lapse 12/31/13 CBS-1024	600,000.00	600,000.00	514,329.95	6,938.29	17,126.49	61,605.27	
HY14-302-345334: Lapse 12/31/14 CBS-1024	500,000.00	500,000.00	383,294.79		104,879.98	11,825.23	
HY15-302-356C34: Lapse 12/31/15 CBS-1024	600,000.00	600,000.00	591,220.78		4,212.82	4,566.40	
HY16-302-367C25: Lapse 12/31/16 CBS-1024	390,000.00	390,000.00	289,059.34	4,600.00	49,766.80	46,573.86	
HY17-302-378C75: Lapse 12/31/17 CBS-1024	600,000.00	600,000.00	15,771.01	171,693.97		412,535.02	
HY18-302-389C51: Lapse 12/31/18 CBS-1024	500,000.00	500,000.00		21,849.55		87,763.52	390,386.93

**County of Maui**  
**Capital Improvement Projects Report (Excluding Department of Water Supply)**  
**As of 12/31/2017**

<b>13-907 Roads</b>	<b>Original Appropriation</b>	<b>Alloted To Date</b>	<b>Expenditure Prior Years</b>	<b>Expenditure Current Year</b>	<b>Amount Lapsed</b>	<b>Encumbrance</b>	<b>Allotment Balance</b>
EHA ST RDWAY DEDICATION							
HY16-302-367324: Lapse 12/31/16 CBS-1023	300,000.00	300,000.00	71,910.00		220,090.00	8,000.00	
CW PAVEMENT PRESERVATION							
HY16-302-367C23: Lapse 12/31/16 CBS-1034	400,000.00	400,000.00	116,507.11	112,873.84	170,619.05		
HY17-302-378C73: Lapse 12/31/17 CBS-1034	500,000.00	500,000.00		50.00	135,410.98	364,539.02	
CW ROAD RESURFACING							
HY12-302-327032: Lapse 12/31/12 CBS-1023	5,436,736.00	5,436,736.00	5,137,057.67		188,399.03	111,279.30	
HY13-302-331131: Lapse 12/31/13 CBS-1023	6,211,200.00	6,211,200.00	6,016,002.53		168,756.40	26,441.08	(.01)
HY14-302-345333: Lapse 12/31/14 CBS-1023	5,546,744.00	5,546,744.00	5,316,836.54	46,177.23	33,908.89	149,821.34	
HY15-302-356C33: Lapse 12/31/15 CBS-1023	4,943,698.00	4,943,698.00	4,333,032.27	8,851.92	322,871.92	278,941.89	
HY16-302-367C24: Lapse 12/31/16 CBS-1023	5,718,028.00	5,718,028.00	2,924,285.24	1,294,578.03	569,466.26	919,001.51	10,696.96
HY17-302-378C74: Lapse 12/31/17 CBS-1023	5,634,267.00	5,634,267.00	535,008.32	1,020,866.48		4,078,392.20	()
HY18-302-389C50: Lapse 12/31/18 CBS-1023	5,238,541.00	5,238,541.00		23,913.78		737,898.74	4,476,728.48
CW TRAFFIC CALMING PRG							
HY17-302-378C77: Lapse 12/31/17 CBS-1035	200,000.00	200,000.00	3,078.16	5,116.76	3,551.08	188,254.00	
KAMALII ELEM SCH SAFE ROUTES							
DOT13-325-337507: #STP-SRS-1500(6 0)	460,000.00	459,000.00	377,825.01				81,174.99
PRINCESS NAHIENAENA SAFE ROUTE							
DOT13-325-337508: #STP-SRS-1500(5 9)	150,000.00	155,000.00	106,033.40				48,966.60
SAFE ROUTES TO SCH PRG							
SH15-323-356730: ORD#4195	101,000.00	152,109.38	23,429.58	33,286.90		95,392.90	
SH16-323-369510:	150,000.00	185,911.46				185,911.46	
SH17-323-379510:	150,000.00	92,955.73				15,000.41	77,955.32
MOLOKAI ATHLETIC COMPLEX							
SH16-323-369511:	400,000.00	400,000.00				399,980.00	20.00
BRIDGE INSPECTN NBIS(062)							
DOT15-325-356710: #STP-BR-NBIS(06 2		359,167.16	353,319.50	5,080.50			767.16
	<b>52,112,490.00</b>	<b>52,505,633.73</b>	<b>31,918,955.04</b>	<b>3,007,799.31</b>	<b>2,773,479.15</b>	<b>9,628,227.90</b>	<b>5,177,172.33</b>
<b>TOTAL Roads</b>	<b>177,098,583.11</b>	<b>173,140,751.90</b>	<b>98,653,854.17</b>	<b>10,723,375.17</b>	<b>5,142,647.31</b>	<b>28,984,401.27</b>	<b>29,636,473.98</b>

**County of Maui**  
**Capital Improvement Projects Report (Excluding Department of Water Supply)**  
**As of 12/31/2017**

<b>13-908 Solid Waste Facilities</b>	<b>Original Appropriation</b>	<b>Alloted To Date</b>	<b>Expenditure Prior Years</b>	<b>Expenditure Current Year</b>	<b>Amount Lapsed</b>	<b>Encumbrance</b>	<b>Allotment Balance</b>
<b>Hana Community Plan Area</b>							
HANA LF MAKAI BERM WASTE							
SW15-305-356477: Lapse 12/31/15 CBS-1908	750,000.00	750,000.00	746,787.29	3,212.71			
SW16-305-367166: Lapse 12/31/16 CBS-1908	250,000.00	250,000.00	153,993.74	41,418.75	16.26	54,571.25	
GO17-373-378208: Lapse 12/31/17 CBS-1908	2,000,000.00	2,000,000.00	297,892.04	1,395,685.72		306,422.24	
SW18-305-389704: Lapse 12/31/18 CBS-1908	2,000,000.00	2,000,000.00				977,087.25	1,022,912.75
	<b>5,000,000.00</b>	<b>5,000,000.00</b>	<b>1,198,673.07</b>	<b>1,440,317.18</b>	<b>16.26</b>	<b>1,338,080.74</b>	<b>1,022,912.75</b>
<b>Makawao-Pukalani-Kula Community Plan Area</b>							
MAKANI CLOSED LF REMEDIATIN							
SW16-305-367167: Lapse 12/31/16 CBS-2726	300,000.00	300,000.00	297,207.86	2,792.14			()
SW18-305-389707: Lapse 12/31/18 CBS-2726	1,750,000.00	1,750,000.00		832,743.09		450,036.19	467,220.72
	<b>2,050,000.00</b>	<b>2,050,000.00</b>	<b>297,207.86</b>	<b>835,535.23</b>	<b>0.00</b>	<b>450,036.19</b>	<b>467,220.72</b>
<b>Wailuku-Kahului Community Plan Area</b>							
LEACHATE COLL/RECOV/EDS UPGRD							
SW17-305-378316: Lapse 12/31/17 CBS-3175	80,000.00	80,000.00	3,817.63	25,772.70	778.00	49,631.67	
SW18-305-389712: Lapse 12/31/18 CBS-3175	250,000.00	250,000.00					250,000.00
CML PH V GAS COLL SYS EXP							
SH/LN-341-378314: Lapse 12/31/17 CBS-1109	2,500,000.00	2,500,000.00	1,658,380.64	24,857.50	816,761.86		
WAIKAPU CLOSED LF REMEDIATIN							
SW16-305-367168: Lapse 12/31/16 CBS-2724	300,000.00	300,000.00	299,475.22	524.78			
SW18-305-389713: Lapse 12/31/18 CBS-2724	860,000.00	860,000.00		595,363.18		264,624.10	12.72
C MAUI LANDFILL IMPRVMT							
SW15-305-356478: Lapse 12/31/15 CBS-1220	1,050,000.00	1,050,000.00	996,466.23	22,362.00	29,450.77	1,721.00	
CML SYS CTRL/DATA ACQUISTN							
SW17-305-378315: Lapse 12/31/17 CBS-1901	80,000.00	80,000.00		21,381.44	169.17	58,449.39	
CML PHASE V-B EXTENSION							
SH/LN-341-389714: Lapse 12/31/18 CBS-1095	3,625,000.00	3,625,000.00		132,574.30		3,492,058.36	367.34
	<b>8,745,000.00</b>	<b>8,745,000.00</b>	<b>2,958,139.72</b>	<b>822,835.90</b>	<b>847,159.80</b>	<b>3,866,484.52</b>	<b>250,380.06</b>
<b>West Maui Community Plan Area</b>							
OLOWALU CLOSED LF REMEDIATIN							
SW16-305-367169: Lapse 12/31/16 CBS-2725	300,000.00	300,000.00	198,282.18	83,189.27	18,528.55		
SW18-305-389717: Lapse 12/31/18 CBS-2725	950,000.00	950,000.00		315,860.73		634,098.55	40.72
	<b>1,250,000.00</b>	<b>1,250,000.00</b>	<b>198,282.18</b>	<b>399,050.00</b>	<b>18,528.55</b>	<b>634,098.55</b>	<b>40.72</b>
<b>Molokai Community Plan Area</b>							
KALAMAULA CLOSED LF REMEDIATIN							
SW16-305-367170: Lapse 12/31/16 CBS-2727	400,000.00	400,000.00	57,505.46	144.54		342,350.00	
SW18-305-389708: Lapse 12/31/18 CBS-2727	230,000.00	230,000.00				228,571.00	1,429.00
MOLOKAI LF-ENVTL ASSESSMNT							
SW17-305-378313: Lapse 12/31/17 CBS-3184	160,000.00	160,000.00	25,258.00	28,086.00		106,656.00	

**County of Maui**  
**Capital Improvement Projects Report (Excluding Department of Water Supply)**  
**As of 12/31/2017**

<b>13-908 Solid Waste Facilities</b>	<b>Original Appropriation</b>	<b>Alloted To Date</b>	<b>Expenditure Prior Years</b>	<b>Expenditure Current Year</b>	<b>Amount Lapsed</b>	<b>Encumbrance</b>	<b>Allotment Balance</b>
	<b>790,000.00</b>	<b>790,000.00</b>	<b>82,763.46</b>	<b>28,230.54</b>	<b>0.00</b>	<b>677,577.00</b>	<b>1,429.00</b>
<b>Countywide</b>							
CW LF PV/WIND TURBINE LIGHT							
SW17-305-378301: Lapse 12/31/17 CBS-2722	195,000.00	195,000.00			30,500.00	164,500.00	
ENV'TAL COMP SYS DSGN/CTNS							
SW17-305-378302: Lapse 12/31/17 CBS-3182	250,000.00	250,000.00	166,948.00	8,295.00	115.00	74,642.00	
	<b>445,000.00</b>	<b>445,000.00</b>	<b>166,948.00</b>	<b>8,295.00</b>	<b>30,615.00</b>	<b>239,142.00</b>	<b>0.00</b>
<b>TOTAL Solid Waste Facilities</b>	<b>18,280,000.00</b>	<b>18,280,000.00</b>	<b>4,902,014.29</b>	<b>3,534,263.85</b>	<b>896,319.61</b>	<b>7,205,419.00</b>	<b>1,741,983.25</b>

**County of Maui**  
**Capital Improvement Projects Report (Excluding Department of Water Supply)**  
**As of 12/31/2017**

<b>13-909 Wastewater Facilities</b>	<b>Original Appropriation</b>	<b>Alloted To Date</b>	<b>Expenditure Prior Years</b>	<b>Expenditure Current Year</b>	<b>Amount Lapsed</b>	<b>Encumbrance</b>	<b>Allotment Balance</b>
<b>Paia-Haiku Community Plan Area</b>							
KAUNOA SR CTR PROP SEWER SVC GF17-301-378330: Lapse 12/31/17 CBS-3195	40,000.00	40,000.00			16,177.24	23,822.76	
KUAU #3 FM REPLACEMENT WM18-303-389710: Lapse 12/31/18 CBS-1183	60,000.00	60,000.00					60,000.00
KUAU #4 FM REPLACEMENT WM18-303-389711: Lapse 12/31/18 CBS-1184	60,000.00	60,000.00					60,000.00
	<b>160,000.00</b>	<b>160,000.00</b>	<b>0.00</b>	<b>0.00</b>	<b>16,177.24</b>	<b>23,822.76</b>	<b>120,000.00</b>
<b>Wailuku-Kahului Community Plan Area</b>							
HAWAIIAN HOMES FM REPLCMNT SH/LN-341-367171: Lapse 12/31/16 CBS-1151	2,240,000.00	2,240,000.00	1,151,554.61	1,088,445.39			
EPA CONSENT DECREE SEWER REHAB WM15-303-356463: Lapse 12/31/15 CBS-1131	500,000.00	500,000.00	427,645.52	12,169.00	62.48	60,123.00	
WM16-303-367155: Lapse 12/31/16 CBS-1131	750,000.00	750,000.00	109,165.97	640,834.03			
WM17-303-378317: Lapse 12/31/17 CBS-1131	1,000,000.00	1,000,000.00		6,585.69		993,414.31	
WM18-303-389715: Lapse 12/31/18 CBS-1131	1,000,000.00	1,000,000.00				1,000,000.00	
WAI-KAH RECYCLED WTR FM WM18-303-389716: Lapse 12/31/18 CBS-1171	500,000.00	500,000.00					500,000.00
HOO HUI ANA FM REPLACEMENT WM14-303-345369: Lapse 12/31/14 CBS-1149	900,000.00	900,000.00	563,810.80	18,017.08	318,172.12		
WAI-KAH WWRF SOLID BLDG RENO SH/LN-341-378318: Lapse 12/31/17 CBS-3233	1,000,000.00	1,000,000.00			342,394.05	657,605.95	
WAIIEHU WWPS FM REPLACEMENT SH/LN-341-356481: Lapse 12/31/15 CBS-1159	1,300,000.00	1,300,000.00	812,410.00	14,726.22	472,863.78		
	<b>9,190,000.00</b>	<b>9,190,000.00</b>	<b>3,064,586.90</b>	<b>1,780,777.41</b>	<b>1,133,492.43</b>	<b>2,711,143.26</b>	<b>500,000.00</b>
<b>Kihei-Makena Community Plan Area</b>							
KIHEI #16 PS REHAB/FM REPLC SH/LN-341-367173: Lapse 12/31/16 CBS-1152	4,400,000.00	4,400,000.00		1,411,754.00		2,988,246.00	
SH/LN-341-378407: Lapse 12/31/17	1,010,000.00	1,010,000.00			757.00	1,009,243.00	
KIHEI FM #16 REPLACEMENT WM14-303-345372: Lapse 12/31/14 CBS-1140	500,000.00	500,000.00	479,048.92	20,951.08			
SO MAUI RECYCLED WATER WM15-303-356465: Lapse 12/31/15 CBS-1160	300,000.00	300,000.00	277,925.99			22,074.01	
SH/LN-341-356482: C15007 17 Lapse 12/3	1,044,000.00	1,044,000.00	1,025,343.78		30.00	18,626.22	
SH/LN-341-389406: Lapse 12/31/18 CBS-1160	3,750,000.00	3,750,000.00					3,750,000.00
WM18-303-389706: Lapse 12/31/18 CBS-1160	2,750,000.00	2,750,000.00					2,750,000.00
KULANIHAKOI ST RECYCLE WTR LN SH/LN-341-378312: Lapse 12/31/17 CBS-1917	1,700,000.00	1,700,000.00	17,208.18	1,176,717.25	226,458.96	279,615.61	
KENOLIO RD/KOKI SEWER REHAB WM17-303-378309: Lapse 12/31/17 CBS-3196	50,000.00	50,000.00	37,560.00	11,168.00		1,272.00	
KIHEI WWF RTU UPRDS							

**County of Maui**  
**Capital Improvement Projects Report (Excluding Department of Water Supply)**  
**As of 12/31/2017**

<b>13-909 Wastewater Facilities</b>	<b>Original Appropriation</b>	<b>Alloted To Date</b>	<b>Expenditure Prior Years</b>	<b>Expenditure Current Year</b>	<b>Amount Lapsed</b>	<b>Encumbrance</b>	<b>Allotment Balance</b>
WM17-303-378310: Lapse 12/31/17 CBS-2730 N KIHEI MAUKA TRNSM SYS	1,500,000.00	1,500,000.00	146,723.22	52,627.33	143,544.47	1,157,104.98	
WM17-303-378311: Lapse 12/31/17 CBS-2321 S KIHEI RD GRAVITY SYS CAP UPG	200,000.00	200,000.00	44,782.68	98,939.32	576.25	55,701.75	
WM18-303-389705: Lapse 12/31/18 CBS-3200	500,000.00	500,000.00					500,000.00
	<b>17,704,000.00</b>	<b>17,704,000.00</b>	<b>2,028,592.77</b>	<b>2,772,156.98</b>	<b>371,366.68</b>	<b>5,531,883.57</b>	<b>7,000,000.00</b>
<b>West Maui Community Plan Area</b>							
<b>NAPILI #5&amp;6 FM REPLACEMENTS</b>							
WM15-303-356470: Lapse 12/31/15 CBS-1162	300,000.00	300,000.00	105,169.96	94,946.42		99,883.62	
WM17-303-378323: Lapse 12/31/17 CBS-1162	3,200,000.00	3,200,000.00				3,200,000.00	
<b>NAPILI #3 FM REPLCMENT</b>							
WM17-303-378321: Lapse 12/31/17 CBS-1161	200,000.00	200,000.00		20,268.08		179,731.92	
<b>NAPILI #4 FM REPLCMENT</b>							
WM17-303-378322: Lapse 12/31/17 CBS-1174	200,000.00	200,000.00		16,598.38		183,401.62	
<b>NAPILI WWPS #1-6 MODIFC</b>							
WM15-303-356471: Lapse 12/31/15 CBS-1165	500,000.00	500,000.00	307,216.81		8,000.00	184,783.19	
<b>NAPILI WWPS #5 MODIFICATIONS</b>							
WM18-303-389718: Lapse 12/31/18 CBS-1181	2,300,000.00	2,300,000.00				2,107,187.00	192,813.00
<b>NAPILI WWPS #6 MODIFICATIONS</b>							
WM18-303-389719: Lapse 12/31/18 CBS-1182	2,300,000.00	2,300,000.00				2,107,187.00	192,813.00
<b>LAHAINA WW PUMP STATION #2</b>							
SH/LN-341-331180: C15005 10 Lapse 12/3	5,000,000.00	5,000,000.00	4,432,516.75		521,897.00	45,586.25	
<b>KAANAPALI RESORT R-1 WATER DIS</b>							
WM14-303-345374: Lapse 12/31/14 CBS-1952	700,000.00	700,000.00	31,360.00			668,640.00	
<b>LAHAINA WWRF ODOR CONTROL</b>							
WM13-303-331168: Lapse 12/31/13 CBS-1135	800,000.00	800,000.00	367,529.43	83,376.87	337,429.00	11,664.70	
WM15-303-356469: Lapse 12/31/15 CBS-1135	4,000,000.00	4,000,000.00	1,905,091.51	30,175.49	2,064,733.00		
<b>WEST MAUI RECYCLED WATER PROJ</b>							
ARRA13-327-331183: C150054-23	3,500,000.00	3,500,000.00	3,205,090.33		131,612.00		163,297.67
WM14-303-345377: Lapse 12/31/14 CBS-1124	50,000.00	50,000.00			325.00	49,675.00	
WM16-303-367161: Lapse 12/31/16 CBS-1124	1,360,000.00	1,360,000.00			667,434.00	692,566.00	
<b>SHERATON WW LIFT MODI</b>							
WM16-303-367160: Lapse 12/31/16 CBS-1163	80,000.00	80,000.00	54,485.01	25,514.99			
SH/LN-341-378325: Lapse 12/31/17 CBS-1163	1,000,000.00	1,000,000.00				1,000,000.00	
<b>LAHAINA WWRF UPGRD PORTBL REUS</b>							
WM17-303-378320: Lapse 12/31/17 CBS-3202	150,000.00	150,000.00		35,355.77	2,684.00	111,960.23	
<b>LAHAINA WWRF MODFCTN STAGE 1A</b>							
GO08-367-369201: Lapse 12/31/06	1,000,000.00	1,000,000.00	891,829.00			108,171.00	
SH/LN-341-367174: CS-150 11 Lapse 12/3 7	12,500,000.00	12,500,000.00	1,831,000.00	6,337,250.00		4,331,750.00	
SH/LN-341-378324: Lapse 12/31/17	12,500,000.00	12,500,000.00				12,500,000.00	
SH/LN-341-389720: Lapse 12/31/18	24,000,000.00	24,000,000.00				20,941,344.00	3,058,656.00
<b>LAHAINA WWPS #3 MODI</b>							



**County of Maui**  
**Capital Improvement Projects Report (Excluding Department of Water Supply)**  
**As of 12/31/2017**


<b>13-909 Wastewater Facilities</b>	<b>Original Appropriation</b>	<b>Alloted To Date</b>	<b>Expenditure Prior Years</b>	<b>Expenditure Current Year</b>	<b>Amount Lapsed</b>	<b>Encumbrance</b>	<b>Allotment Balance</b>
WM16-303-367157: Lapse 12/31/16 CBS-2731	1,600,000.00	1,600,000.00		647,511.50		952,488.50	
WM17-303-378408: Lapse 12/31/17 CBS-2731	110,000.00	110,000.00			345.13	109,654.87	
<b>LAHAINA FORCE MAIN #4 REPLCMN</b>							
WM13-303-331166: Lapse 12/31/13 CBS-1127	1,000,000.00	1,000,000.00	634,794.03		229,050.00	136,155.97	
<b>EPA CONSENT DECREE SEWER REHAB</b>							
WM16-303-367156: Lapse 12/31/16 CBS-1146	1,000,000.00	1,000,000.00	202,419.72	797,580.28			
	<b>79,350,000.00</b>	<b>79,350,000.00</b>	<b>13,968,502.55</b>	<b>8,088,577.78</b>	<b>3,963,509.13</b>	<b>49,721,830.87</b>	<b>3,607,579.67</b>
<b>Molokai Community Plan Area</b>							
<b>KAUNAKAKAI WWRF PLAN</b>							
WM18-303-389709: Lapse 12/31/18 CBS-4590	200,000.00	200,000.00					200,000.00
<b>Countywide</b>							
<b>CW SATELLITE RECYCLED WTR FAC</b>							
WM17-303-378C05: Lapse 12/31/17 CBS-2732	200,000.00	200,000.00		31,640.42	11,741.00	156,618.58	
<b>CW WW SYSTEMS MODIFICATIONS</b>							
WM17-303-378C06: Lapse 12/31/17 CBS-1128	500,000.00	500,000.00	17,999.31	75,482.01	36,632.04	369,886.64	
<b>CW EPA WW RECLAMATION FACILITY</b>							
WM13-303-331171: Lapse 12/31/13 CBS-1119	2,200,000.00	2,200,000.00	2,078,281.57	121,718.43			
WM15-303-356C74: Lapse 12/31/15 CBS-1119	2,000,000.00	2,000,000.00	1,893,049.01	43,796.62		63,154.37	()
WM16-303-367C63: Lapse 12/31/16 CBS-1119	2,000,000.00	2,000,000.00	883,888.58	483,156.64	1,989.27	595,944.27	35,021.24
WM17-303-378C04: Lapse 12/31/17 CBS-1119	1,600,000.00	1,600,000.00	106,309.00	422,718.20		1,070,972.80	
WM18-303-389C02: Lapse 12/31/18 CBS-1119	2,000,000.00	2,000,000.00				325,000.00	1,675,000.00
<b>CW EPA CONSENT DECREE COMPLIAN</b>							
WM13-303-331170: Lapse 12/31/13 CBS-1132	761,925.00	761,925.00	635,530.34	8,931.60		117,463.06	
WM14-303-345378: Lapse 12/31/14 CBS-1132	750,000.00	750,000.00	673,860.00		40,500.00	35,640.00	
WM15-303-356C73: Lapse 12/31/15 CBS-1132	1,080,000.00	1,080,000.00	798,969.84	3,397.56	131,256.80	146,375.80	
WM16-303-367C62: Lapse 12/31/16 CBS-1132	500,000.00	500,000.00	462,381.40	1,649.65	598.95	35,370.00	
WM17-303-378C03: Lapse 12/31/17 CBS-1132	500,000.00	500,000.00		15,102.90		484,897.10	
WM18-303-389C01: Lapse 12/31/18 CBS-1132	500,000.00	500,000.00				500,000.00	
<b>CW WWRF CHLORINATN SYS UPGRD</b>							
SH/LN-341-378C07: Lapse 12/31/17 CBS-2734	2,000,000.00	2,000,000.00		132,705.38	1,006,240.54	861,054.08	
<b>CW WET WELL REHABILITATION</b>							
WM11-303-319012: Lapse 12/31/11 CBS-1126	1,000,000.00	1,000,000.00	948,657.01		38,933.00	12,409.99	
WM15-303-356C76: Lapse 12/31/15 CBS-1126	1,000,000.00	1,000,000.00	335,530.36		87,752.64	576,717.00	
<b>CW SOIL AQUIFER TREATMENT</b>							
WM16-303-367C64: Lapse 12/31/16	100,000.00	100,000.00		72,899.16		27,100.84	
<b>CW WSTWTR SYSTEM MODIFICATION</b>							
WM12-303-329023: Lapse 12/31/12 CBS-1128	1,000,000.00	1,000,000.00	880,391.02	15,542.94	80,091.91	23,974.13	()
WM13-303-331172: Lapse 12/31/13 CBS-1128	1,000,000.00	1,000,000.00	978,217.36	6,109.69	15,672.95		
WM14-303-345380: Lapse 12/31/14 CBS-1128	1,000,000.00	1,000,000.00	827,711.63	46,888.23	62,250.06	63,150.08	
WM15-303-356C75: Lapse 12/31/15 CBS-1128	1,000,000.00	1,000,000.00	835,495.04	38,876.84	.33	125,627.79	
WM16-303-367C65: Lapse 12/31/16 CBS-1128	500,000.00	500,000.00	178,412.54	183,120.87		138,466.59	
WM18-303-389C03: Lapse 12/31/18 CBS-1128	1,000,000.00	1,000,000.00				885,676.48	114,323.52
	<b>24,191,925.00</b>	<b>24,191,925.00</b>	<b>12,534,684.01</b>	<b>1,703,737.14</b>	<b>1,513,659.49</b>	<b>6,615,499.60</b>	<b>1,824,344.76</b>

**County of Maui**  
**Capital Improvement Projects Report (Excluding Department of Water Supply)**  
**As of 12/31/2017**

<u>13-909 Wastewater Facilities</u>	Original Appropriation	Alloted To Date	Expenditure Prior Years	Expenditure Current Year	Amount Lapsed	Encumbrance	Allotment Balance
<b>TOTAL Wastewater Facilities</b>	130,795,925.00	130,795,925.00	31,596,366.23	14,345,249.31	6,998,204.97	64,604,180.06	13,251,924.43

**County of Maui**  
**Capital Improvement Projects Report (Excluding Department of Water Supply)**  
**As of 12/31/2017**

<u>13-909 Wastewater Facilities</u>	<u>Original Appropriation</u>	<u>Alloted To Date</u>	<u>Expenditure Prior Years</u>	<u>Expenditure Current Year</u>	<u>Amount Lapsed</u>	<u>Encumbrance</u>	<u>Allotment Balance</u>
<b>TOTAL CAPITAL PROJECTS FUND</b>	516,356,553.62	449,810,341.73	168,852,567.57	38,987,620.44	22,302,658.21	163,096,645.80	56,570,849.71



**Countywide Capital Improvement Projects  
as of December 31, 2017**

<b>Project Number</b>	<b>Index Code</b>	<b>Project Title</b>	<b>Appropriation</b>	<b>Actual Expenditure</b>	<b>Contract Number</b>	<b>Description</b>
CBS-1132	389701	CW EPA Compliance Projects	\$ 500,000.00			
	<b>Total</b>		<b>\$ 500,000.00</b>	<b>\$ -</b>		
CBS-1119	389702	CW EPA Compliance Wastewater Reclamation Facility Renovation Projects	\$ 2,000,000.00			
	<b>Total</b>		<b>\$ 2,000,000.00</b>	<b>\$ -</b>		
CBS-1128	389703	CW Wastewater System Modifications	\$ 1,000,000.00			
	<b>Total</b>		<b>\$ 1,000,000.00</b>	<b>\$ -</b>		
CBS-1218	389221	CW Equipment	\$ 2,700,000.00			
	<b>Total</b>		<b>\$ 2,700,000.00</b>	<b>\$ -</b>		
CBS-1003	389722	CW Fire Facilities	\$ 150,000.00			
	<b>Total</b>		<b>\$ 150,000.00</b>	<b>\$ -</b>		
CBS-1009	389225	Public Safety Radio System Replacement	\$ 600,000.00			
	<b>Total</b>		<b>\$ 600,000.00</b>	<b>\$ -</b>		
CBS-4613	389728	CW Light Ordinance Compliance	\$ 500,000.00			
	<b>Total</b>		<b>\$ 500,000.00</b>	<b>\$ -</b>		
CBS-1117	389729	CW Parks ADA Improvements	\$ 300,000.00			
	<b>Total</b>		<b>\$ 300,000.00</b>	<b>\$ -</b>		
CBS-1010	389745	CW Police Facilities	\$ 425,000.00			
	<b>Total</b>		<b>\$ 425,000.00</b>	<b>\$ -</b>		
CBS-1027	389247	CW Drainage Improvements	\$ 1,000,000.00			
	380204	CW Drainage Kaunakakai		\$ 2,500.00	●OH105880	State of Hawaii (Conservation District Use Application Board Permit)
	380205	CW Drainage Kahawaiokapia		\$ 123.56	●OH106049	State of Hawaii - DOT (Engineering Services for Labor Charges and Labor Differential)
	<b>Total</b>		<b>\$ 1,000,000.00</b>	<b>\$ 2,623.56</b>		

**Countywide Capital Improvement Projects  
as of December 31, 2017**

Project Number	Index Code	Project Title	Appropriation	Actual Expenditure	Contract Number	Description
CBS-1032	389748	CW Facility Building Improvements	\$ 500,000.00			
<b>Total</b>			<b>\$ 500,000.00</b>	<b>\$ -</b>		
CBS-1036	389749	CW Bikeway Improvements	\$ 97,276.00			
	380103	CW Bikeway Kihei Greenway Phase II		\$ 2,908.36	●OH105454 ●OH105946	●State of Hawaii - DLNR ●State of Hawaii - DOT (Engineering Services for Labor Charges and Labor Differential)
	380110	CW Bikeway North Shore Greenway		\$ 401.42	●OH105946	State of Hawaii - DOT (Engineering Services for Labor Charges and Labor Differential)
<b>Total</b>			<b>\$ 97,276.00</b>	<b>\$ 3,309.78</b>		
CBS-1023	389750	CW Road Resurfacing Pavement Reservation	\$ 5,238,541.00			
	380111	CW Road Resurfacing Hansen Road		\$ 1,571.21	●OH106049	State of Hawaii - DOT (Engineering Services for Labor Charges and Labor Differential)
	380112	CW Road Resurfacing Baldwin Avenue		\$ 20,369.45	●OH106049	State of Hawaii - DOT (Engineering Services for Labor Charges and Labor Differential)
	380114	CW Road Resurfacing Kuikahi Drive		\$ 1,973.12	●OH106049	State of Hawaii - DOT (Engineering Services for Labor Charges and Labor Differential)
<b>Total</b>			<b>\$ 5,238,541.00</b>	<b>\$ 23,913.78</b>		
CBS-1024	389751	CW Safety Improvements	\$ 500,000.00			
	380100	CW Safety Haleakala Highway		\$ 19,560.18	●OH104860	Maui Electric Company Service
	380102	CW Safety Kahului Fire Station Sidewalk		\$ 740.80	●OH105308 ●PO362340	State of Hawaii Disability & Co Plan Review Fee Preparation of Appraisal for Pauwela Sidewalk Improvements
	380105	CW Safety Pauwela Road		\$ 1,040.00		
	380106	CW Safety Wailea Ika Drive		\$ 508.57	●OH105668	State of Hawaii Disability & Co Plan Review Fee
<b>Total</b>			<b>\$ 500,000.00</b>	<b>\$ 21,849.55</b>		
<b>Grand Total</b>			<b>\$ 15,510,817.00</b>	<b>\$ 51,696.67</b>		