

ALAN M. ARAKAWA  
Mayor



MARK R. WALKER  
Director of Finance

RECEIVED

2017 NOV 15 AM 8:12

OFFICE OF THE MAYOR

COUNTY OF MAUI  
**DEPARTMENT OF FINANCE**  
200 S. HIGH STREET  
WAILUKU, MAUI, HAWAII 96793

November 15, 2017

Honorable Alan M. Arakawa  
Mayor, County of Maui  
200 South High Street  
Wailuku, Hawaii 96793

For Transmittal to:

Honorable Mike White, Chair  
and Members of Maui County Council  
200 South High Street  
Wailuku, Hawaii 96793

APPROVED FOR TRANSMITTAL

*Alan Arakawa*  
Mayor  
11/16/17  
Date

Dear Chair White and Members:

**SUBJECT: FINANCE DIRECTOR'S QUARTERLY REPORT AS OF SEPTEMBER 30, 2017 (FISCAL YEAR 2018 FIRST QUARTER)**

In compliance with the Maui County Code 3.08 and the Charter of the County of Maui, Section 8-4.3, I am transmitting one (1) bound copy along with a CD of the Finance Director's Quarterly Report for Fiscal Year (FY) July 1, 2017 to June 30, 2018 as of September 30, 2017 and the Capital Improvement Project as of September 30, 2017.

The numbers presented on these reports are unaudited and may be subject to change pending completion of the County's FY 2017 Comprehensive Annual Financial Report. The reports are also available online on the County of Maui website, under the Department of Finance, Reports & Documents, Finance Director's Quarterly Report, Fiscal Year 2018, 1<sup>st</sup> Quarter.

Should you have any questions, please feel free to contact me at x7474.

Sincerely,

MARK R. WALKER  
Director of Finance

DFA:kc

Attachments


- xc: Patrick K. Wong, Corporation Counsel
- Keith Regan, Managing Director
- Lynn Araki-Regan, Budget Director
- Rod Antone, Community Relations and Communications Director


COUNTY COMMUNICATION NO. 17-468

RECEIVED

2017 NOV 16 PM 2:36

OFFICE OF THE  
COUNTY CLERK






# COUNTY OF MAUI

## STATE OF HAWAII

FINANCE DIRECTOR'S QUARTERLY REPORT

FISCAL YEAR JULY 1, 2017 TO JUNE 30, 2018  
AS OF SEPTEMBER 30, 2017



## TABLE OF CONTENTS

### I Graphic Overview:

Revenue - Budget Ordinance by Category	9
Expenditure by Department	10
Countywide Expenditures	12

### II Revenue:

A) Budget Ordinance	
General Fund	-General 15
	-Liquor Control 16
Special Revenue Fund	- Highway 17
	-Wastewater 17
	-Bikeway 17
	-Solid Waste 18
Debt Service Fund	-Debt Service 19
Capital Projects Fund	-Parks Assessment CIP 20
Enterprise Fund	-Golf Course 21
Utility Enterprise Fund	-DWS Revenue Fund 22
	-DWS Water System Dev. 22
B) Appendices / Other	
Special Revenue Fund	-County Revolving 27
	-Intergovernmental Grant 27
	-Sec 8 HUD Housing 28
	-Special Assmt Parks 28
	-Special Assmt Sewer 28
Capital Projects Fund-	29
Utility Enterprise Fund -	31

### C) Grant Revenue Report

-Office of Mayor	35
-Management	44
-Prosecuting Attorney	45
-Finance	49
-Planning	51
-Police	52
-Fire and Public Safety	66
-Emergency Management Agency	70
-Housing and Human Concerns	72
-Parks and Recreation	87
-Public Works	88
-Transportation	89
-Environmental Management	91

### III Expenditures:


A) Operations by Activity	95
B) Grant Programs	113
C) Revolving / Special Programs	127

### IV Capital Improvement Program by District:

Hana	133
Paia-Haiku	136
Makawao-Pukalani-Kula	138
Wailuku-Kahului	142
Kihei-Makena	150
West Maui	154
Lanai	160
Molokai	161
Countywide	163

### V Appendix:

Glossary	183
Fund Descriptions	185




---

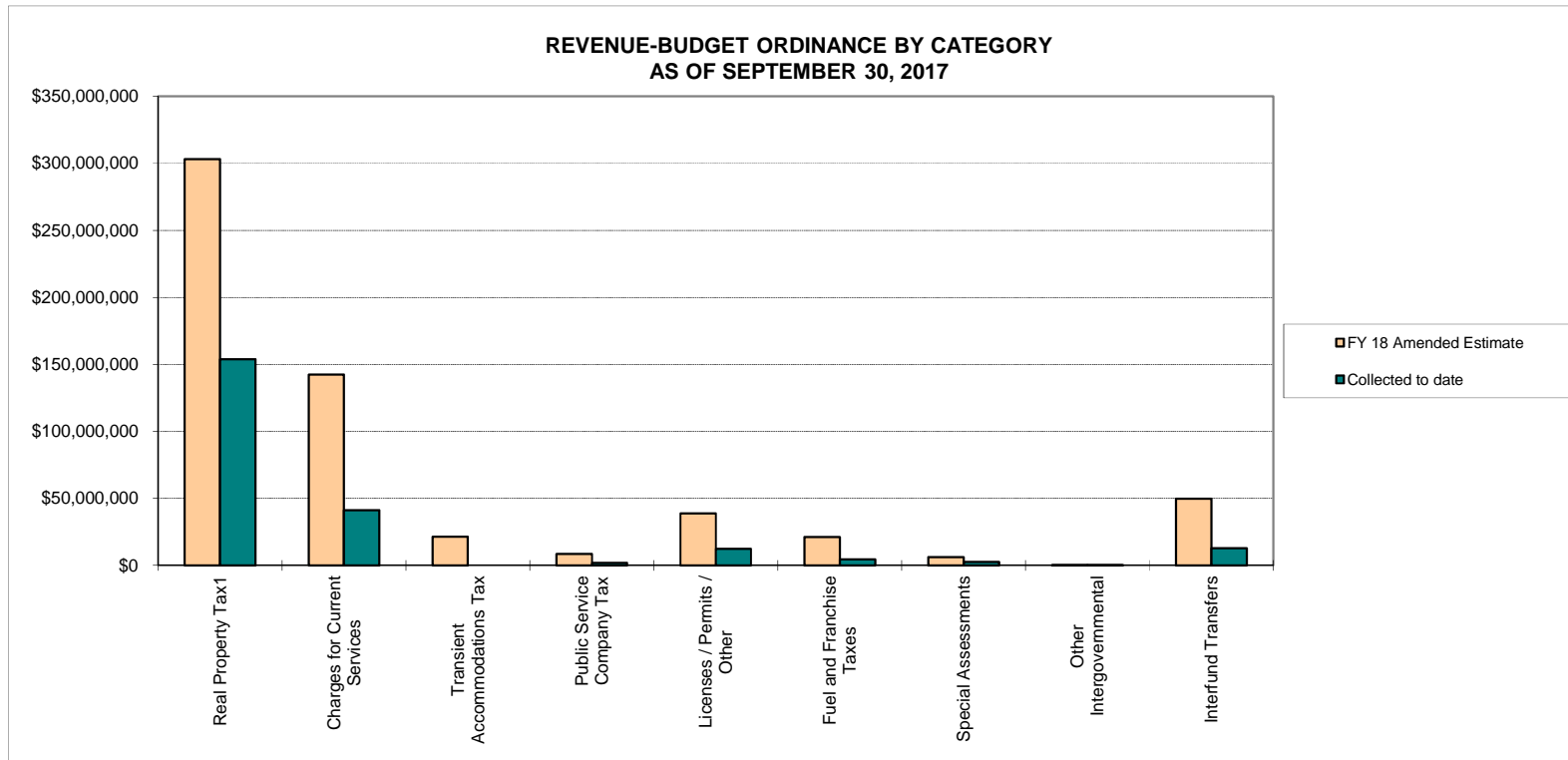
# I. Graphic Overview

---

## I. Graphic Overview







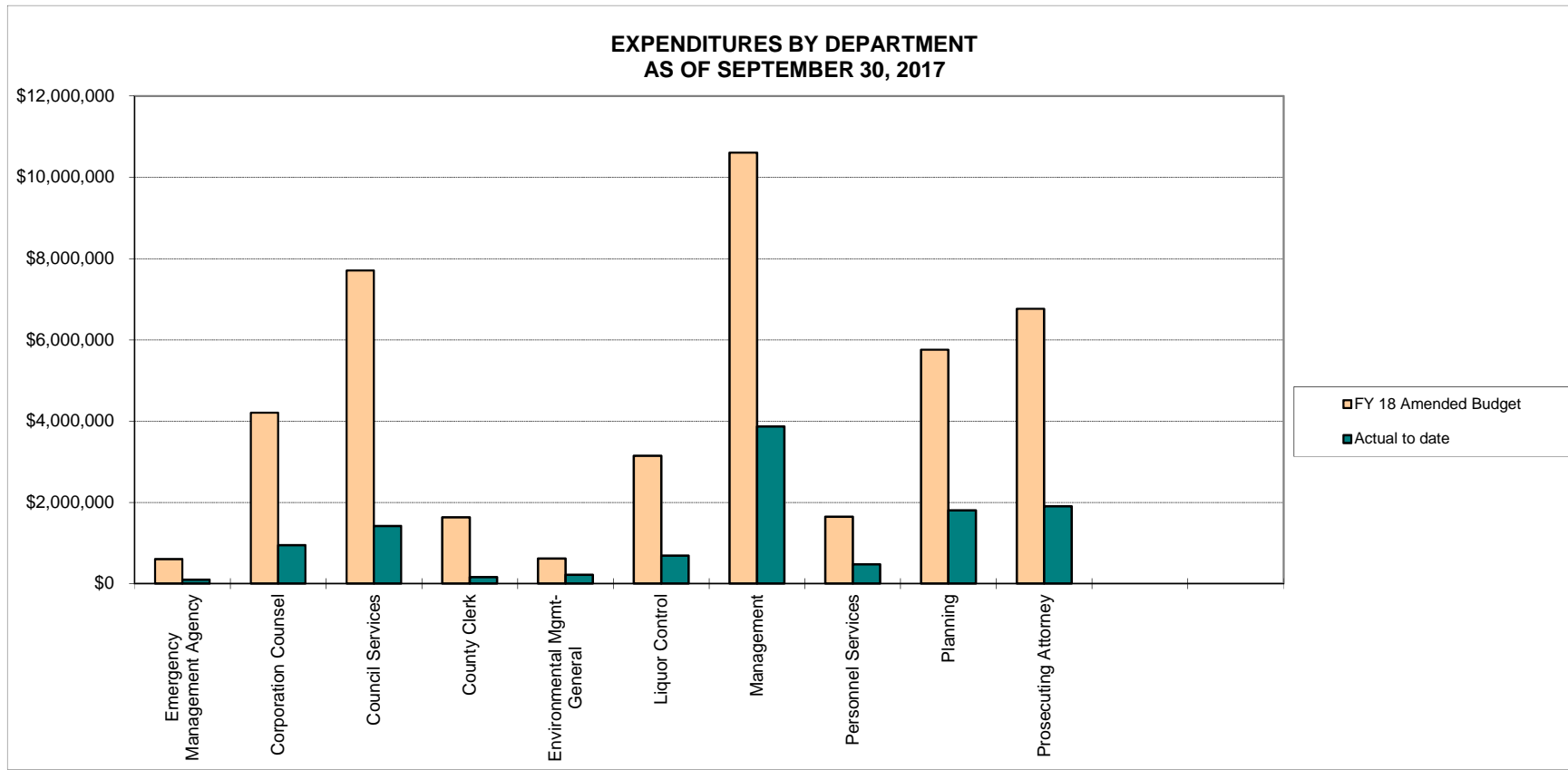
	FY 18 Original Estimate	FY 18 Amended Estimate	Collected to date	Budget (Over)/Under	% Collected	% Over/(Under)* Prorated Estimate
Real Property Tax <sup>1</sup>	303,175,667	303,175,667	153,735,810	149,439,857	51%	26%
Charges for Current Services	142,393,137	142,393,137	41,143,625	101,249,512	29%	4%
Transient Accommodations Tax	21,204,000	21,204,000	-	21,204,000	0%	(25%)
Public Service Company Tax	8,500,000	8,500,000	1,632,221	6,867,779	19%	(6%)
Licenses / Permits / Other	38,694,419	38,694,419	12,198,066	26,496,353	32%	7%
Fuel and Franchise Taxes	21,000,000	21,000,000	4,274,552	16,725,448	20%	(5%)
Special Assessments	6,002,000	6,002,000	2,421,037	3,580,963	40%	15%
Other Intergovernmental	75,000	75,000	9,731	65,269	13%	(12%)
Interfund Transfers	49,705,630	49,705,630	12,635,564	37,070,066	25%	0%
<b>Total<sup>2</sup></b>	<b>590,749,853</b>	<b>590,749,853</b>	<b>228,050,606</b>	<b>362,699,247</b>	<b>39%</b>	<b>14%</b>

NOTES:

<sup>1</sup> Net of circuit breaker adjustment.

<sup>2</sup> Total does not include carryover/savings, bond/lapsed bond proceeds, and/or State Revolving Fund (SRF) loan.

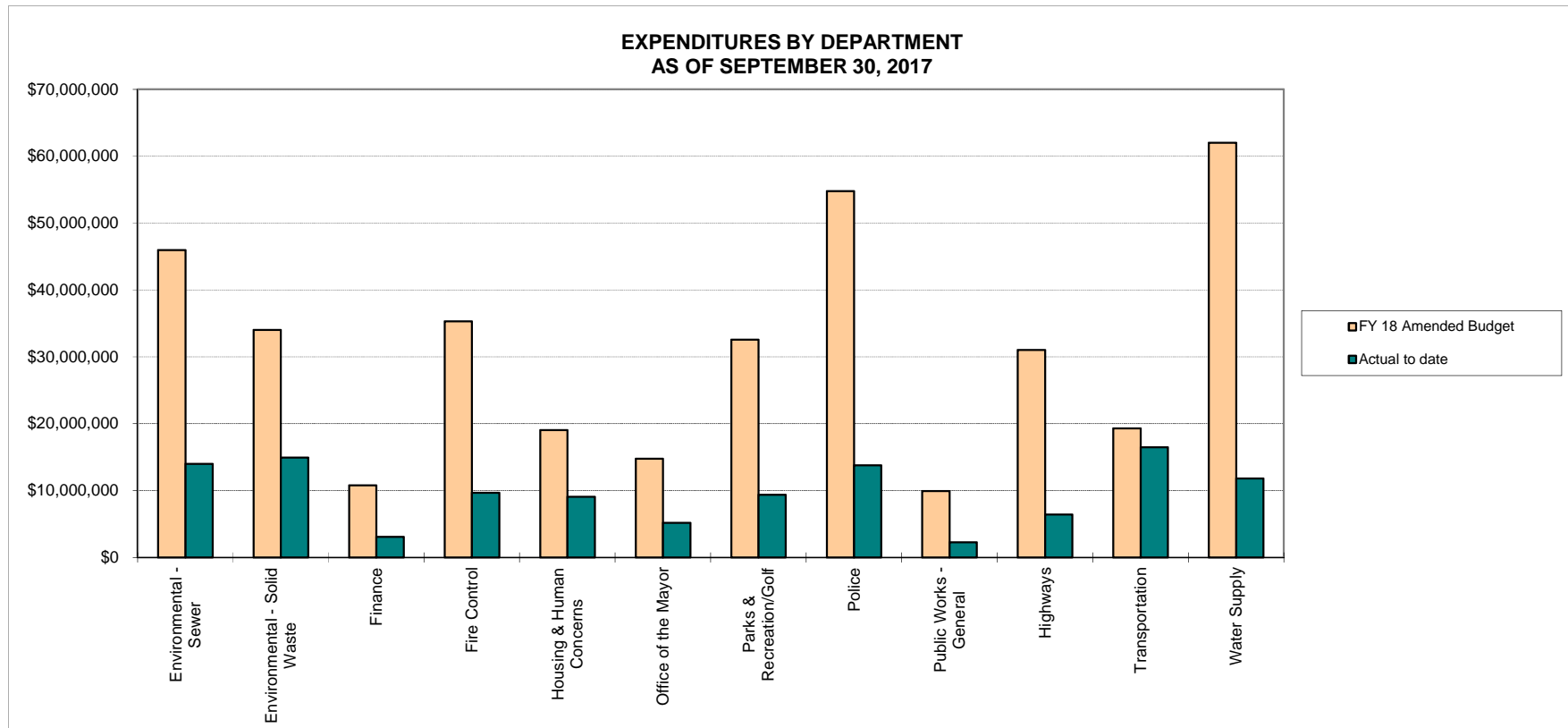
\* Prorated Estimate is 25% of Amended Estimate.



Actual includes encumbrances

	FY 18 Original Budget	FY 18 Amended Budget	Actual to date	(Over)/Under	% Used	% (Over)/Under Prorated Budget *
Emergency Management Agency	601,495	601,495	99,375	502,120	17%	8%
Corporation Counsel	4,203,609	4,203,609	946,216	3,257,393	23%	2%
Council Services	7,702,978	7,702,978	1,417,442	6,285,536	18%	7%
County Clerk	1,633,439	1,633,439	157,578	1,475,861	10%	15%
Environmental Mgmt-General	620,678	620,678	215,135	405,543	35%	(10%)
Liquor Control	3,150,154	3,150,154	690,092	2,460,062	22%	3%
Management	10,603,234	10,603,234	3,870,442	6,732,792	37%	(12%)
Personnel Services	1,649,870	1,649,870	475,670	1,174,200	29%	(4%)
Planning	5,756,733	5,756,733	1,803,235	3,953,498	31%	(6%)
Prosecuting Attorney	6,762,932	6,762,932	1,906,130	4,856,802	28%	(3%)

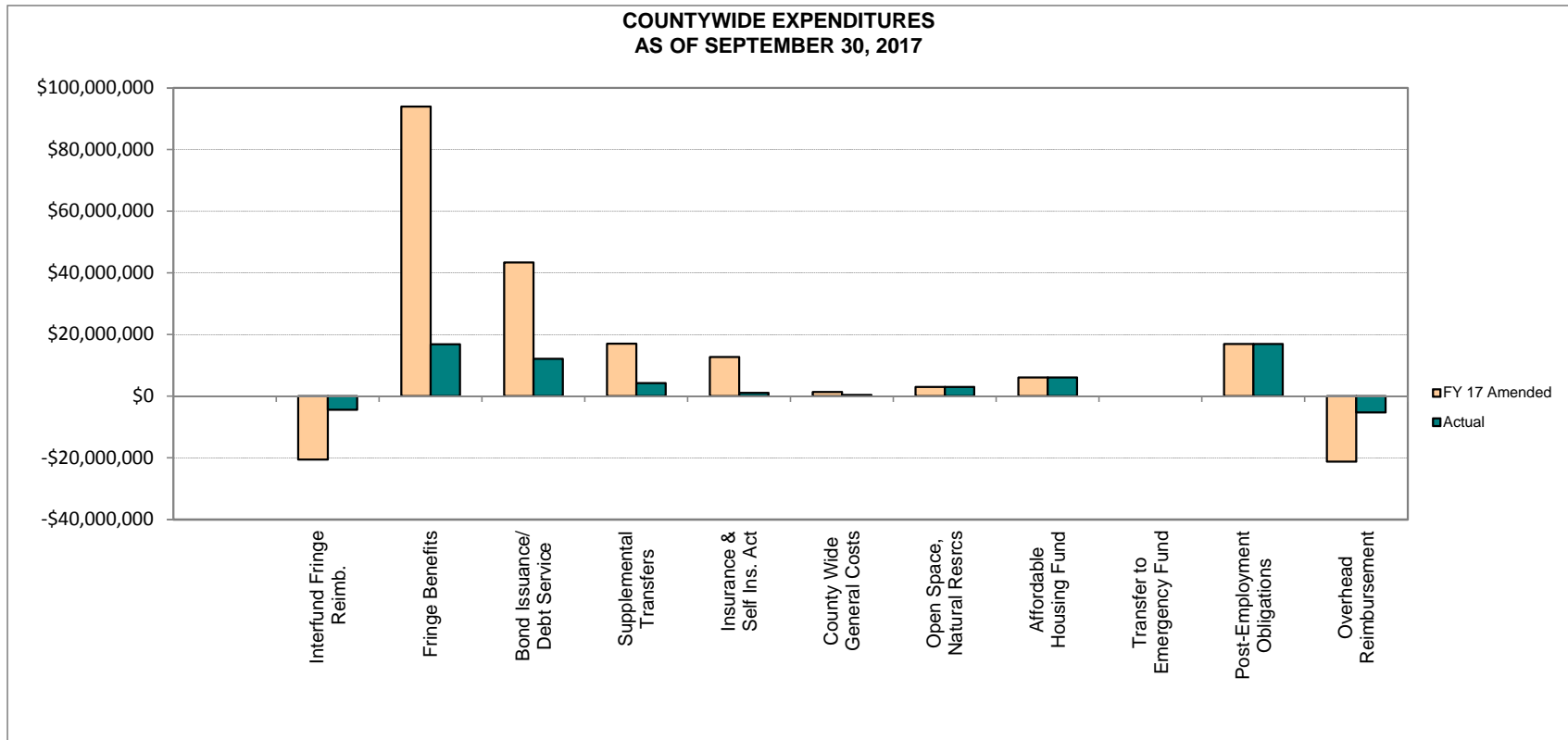
\*\* Prorated Budget is 25% of Amended Budget



Actual includes encumbrances

	FY 18 Original Budget	FY 18 Amended Budget	Actual to date	(Over)/Under	% Used	% (Over)/Under Prorated Budget *
Environmental - Sewer	45,957,314	45,957,314	13,989,200	31,968,114	30%	(5%)
Environmental - Solid Waste	34,021,270	34,021,270	14,950,801	19,070,469	44%	(19%)
Finance	10,798,547	10,798,547	3,101,212	7,697,335	29%	(4%)
Fire Control	35,310,604	35,310,604	9,694,741	25,615,863	27%	(2%)
Housing & Human Concerns	19,054,247	19,054,247	9,066,702	9,987,545	48%	(23%)
Office of the Mayor	14,760,416	14,760,416	5,193,410	9,567,006	35%	(10%)
Parks & Recreation/Golf	32,582,277	32,582,277	9,370,254	23,212,023	29%	(4%)
Police	54,759,988	54,759,988	13,766,791	40,993,197	25%	(0%)
Public Works - General	9,950,786	9,950,786	2,295,129	7,655,657	23%	2%
Highways	31,049,262	31,049,262	6,439,363	24,609,899	21%	4%
Transportation	19,307,002	19,307,002	16,481,688	2,825,314	85%	(60%)
Water Supply	62,004,305	62,004,305	11,808,575	50,195,730	19%	6%

\*\* Prorated Budget is 25% of Amended Budget



	FY 18 Original Budget	FY 17 Amended Budget*	Actual to date	(Over)/Under	% Used	% (Over)/Under Prorated Budget **
Interfund Fringe Reimb.	(20,535,928)	(20,535,928)	(4,413,375)	(16,122,553)	21%	4%
Fringe Benefits	93,976,551	93,976,551	16,878,713	77,097,838	18%	7%
Bond Issuance/Debt Service	40,859,235	43,404,760	12,166,610	31,238,150	28%	(3%)
Supplemental Transfers	17,106,116	17,106,116	4,276,530	12,829,586	25%	(0%)
Insurance & Self Ins. Act	12,700,000	12,700,000	1,101,263	11,598,737	9%	16%
County Wide General Costs	1,409,577	1,409,577	381,189	1,028,388	27%	(2%)
Open Space, Natural Resrcs	3,031,757	3,031,757	3,031,757	-	100%	(75%)
Affordable Housing Fund	6,063,514	6,063,514	6,063,514	-	100%	(75%)
Transfer to Emergency Fund	-	-	-	-	#DIV/0!	#DIV/0!
Post-Employment Obligations	17,000,000	17,000,000	17,000,000	-	100%	(75%)
Overhead Reimbursement	(21,176,292)	(21,176,292)	(5,262,470)	(15,913,822)	25%	0%
<b>Total</b>	<b>150,434,530</b>	<b>152,980,055</b>	<b>51,223,731</b>	<b>101,756,324</b>	<b>33%</b>	<b>(8%)</b>


\*\* Prorated Budget is 25% of Amended Budget

---

## II. Revenue

---

### II.A. Budget Ordinance



**County of Maui**  
**Statement of Estimated and Actual Revenue**  
**Revenue - Budget Ordinance**  
**Fiscal Year Ending 6/30/2017 - as of 9/30/2017**

10	*** GENERAL FUND		Prior	Amended	Year	Budget
Object			Year	Annual	to Date	(Over)/Under
* Char	** Subfund	*** Fund	Uncollected	Estimate	Collected	
310		Real property taxes		303,175,667	153,735,811	149,439,856
312		Public Service Company Tax		8,500,000	1,632,221	6,867,779
<b>31</b>	<b>*</b>	<b>Taxes</b>	<b>0</b>	<b>311,675,667</b>	<b>155,368,032</b>	<b>156,307,635</b>
321		Business licenses and permits		22,000	2,680	19,320
322		Other licenses & permit		3,400,000	1,024,815	2,375,185
323		Motor vehicle licenses & fees		3,621,001	1,029,447	2,591,554
<b>32</b>	<b>*</b>	<b>Licenses and permits</b>	<b>0</b>	<b>7,043,001</b>	<b>2,056,942</b>	<b>4,986,059</b>
330		Federal grants		10,938	9,731	1,207
331		Federal payment in lieu of tax		7,188		7,188
333		Transient accommodation taxes		21,204,000		21,204,000
335		Federal grants passed thru the		50,000		50,000
336		State payment in lieu of taxes		6,875		6,875
<b>33</b>	<b>*</b>	<b>Intergovernmental revenues</b>	<b>0</b>	<b>21,279,001</b>	<b>9,731</b>	<b>21,269,270</b>
341		General government		300,000	123,575	176,425
342		Safety		600,000	352,318	247,682
347		Recreation		300,000	90,269	209,732
<b>34</b>	<b>*</b>	<b>Charges for current services</b>	<b>0</b>	<b>1,200,000</b>	<b>566,162</b>	<b>633,839</b>
351		Penalties and interest		1,900,000	710,168	1,189,832
353		Unclaimed monies			4,816	(4,816)
<b>35</b>	<b>*</b>	<b>Fines and forfeitures</b>	<b>0</b>	<b>1,900,000</b>	<b>714,984</b>	<b>1,185,016</b>
361		Interest on investments		2,500,000	876,401	1,623,599
362		Rental income		100,000	51,674	48,326
<b>36</b>	<b>*</b>	<b>Interest &amp; investment</b>	<b>0</b>	<b>2,600,000</b>	<b>928,075</b>	<b>1,671,925</b>
377		Miscellaneous general receipts		50,000	98,388	(48,388)
378		Miscellaneous program receipts		950,000	219,246	730,754
<b>37</b>	<b>*</b>	<b>Other revenues</b>	<b>0</b>	<b>1,000,000</b>	<b>317,634</b>	<b>682,366</b>

**County of Maui**  
**Statement of Estimated and Actual Revenue**  
**Revenue - Budget Ordinance**  
**Fiscal Year Ending 6/30/2017 - as of 9/30/2017**

10	*** GENERAL FUND	Prior	Amended	Year	Budget
Object		Year	Annual	to Date	(Over)/Under
* Char ** Subfund *** Fund		Uncollected	Estimate	Collected	
741	Special Revenue Funds		17,336,173	4,756,948	12,579,225
744	Other Governmental Funds		4,710,362	1,424,031	3,286,331
745	Proprietary Funds		4,966,521	57,755	4,908,766
<b>74</b>	<b>* Transfers in</b>	<b>0</b>	<b>27,013,056</b>	<b>6,238,734</b>	<b>20,774,322</b>
<b>Subfund **</b>	<b>General Fund</b>	<b>0</b>	<b>373,710,725</b>	<b>166,200,294</b>	<b>207,510,432</b>
321	Business licenses and permits		2,428,056	2,022,552	405,503
<b>32</b>	<b>* Licenses and permits</b>	<b>0</b>	<b>2,428,056</b>	<b>2,022,552</b>	<b>405,503</b>
<b>Subfund **</b>	<b>Liquor Control Fund</b>	<b>0</b>	<b>2,428,056</b>	<b>2,022,552</b>	<b>405,503</b>
<b>Fund ***</b>	<b>GENERAL FUND</b>	<b>0</b>	<b>376,138,781</b>	<b>168,222,846</b>	<b>207,915,935</b>



**County of Maui**  
**Statement of Estimated and Actual Revenue**  
**Revenue - Budget Ordinance**  
**Fiscal Year Ending 6/30/2017 - as of 9/30/2017**

11	*** SPECIAL REVENUE FUND		Prior Year Uncollected	Amended Annual Estimate	Year to Date Collected	Budget (Over)/Under
Object	* Char ** Subfund *** Fund					
313	Franchise Tax			7,000,000		7,000,000
314	Fuel Tax			14,000,000	4,274,552	9,725,448
<b>31</b>	<b>* Taxes</b>		<b>0</b>	<b>21,000,000</b>	<b>4,274,552</b>	<b>16,725,448</b>
323	Motor vehicle licenses & fees			22,901,952	5,001,030	17,900,922
<b>32</b>	<b>* Licenses and permits</b>		<b>0</b>	<b>22,901,952</b>	<b>5,001,030</b>	<b>17,900,922</b>
343	Public Transit Bus Fare			2,500,000	615,888	1,884,112
<b>34</b>	<b>* Charges for current services</b>		<b>0</b>	<b>2,500,000</b>	<b>615,888</b>	<b>1,884,112</b>
740	General Fund			75,000	18,750	56,250
744	Other Governmental Funds			340,000	34,483	305,517
<b>74</b>	<b>* Transfers in</b>		<b>0</b>	<b>415,000</b>	<b>53,233</b>	<b>361,767</b>
<b>Subfund ** Highway Fund</b>			<b>0</b>	<b>46,816,952</b>	<b>9,944,703</b>	<b>36,872,249</b>
322	Other licenses & permit				7,815	(7,815)
<b>32</b>	<b>* Licenses and permits</b>		<b>0</b>	<b>0</b>	<b>7,815</b>	<b>(7,815)</b>
346	Waste management			54,064,092	13,754,188	40,309,904
<b>34</b>	<b>* Charges for current services</b>		<b>0</b>	<b>54,064,092</b>	<b>13,754,188</b>	<b>40,309,904</b>
378	Miscellaneous program receipts			40,000	3,483	36,517
<b>37</b>	<b>* Other revenues</b>		<b>0</b>	<b>40,000</b>	<b>3,483</b>	<b>36,517</b>
<b>Subfund ** Sewer Fund</b>			<b>0</b>	<b>54,104,092</b>	<b>13,765,486</b>	<b>40,338,606</b>
323	Motor vehicle licenses & fees			50,000	24,557	25,443
<b>32</b>	<b>* Licenses and permits</b>		<b>0</b>	<b>50,000</b>	<b>24,557</b>	<b>25,443</b>
<b>Subfund ** Bikeway Fund</b>			<b>0</b>	<b>50,000</b>	<b>24,557</b>	<b>25,443</b>
344	Refuse			8,637,784	4,320,854	4,316,930
345	Landfill Disposal Fee			13,241,864	3,595,660	9,646,204
<b>34</b>	<b>* Charges for current services</b>		<b>0</b>	<b>21,879,648</b>	<b>7,916,514</b>	<b>13,963,134</b>

**County of Maui**  
**Statement of Estimated and Actual Revenue**  
**Revenue - Budget Ordinance**  
**Fiscal Year Ending 6/30/2017 - as of 9/30/2017**

11	*** SPECIAL REVENUE FUND	Prior	Amended	Year	Budget
Object		Year	Annual	to Date	(Over)/Under
* Char ** Subfund *** Fund		Uncollected	Estimate	Collected	
378	Miscellaneous program receipts			4,685	(4,685)
<b>37</b>	<b>* Other revenues</b>	<b>0</b>	<b>0</b>	<b>4,685</b>	<b>(4,685)</b>
740	General Fund		14,952,702	3,738,176	11,214,527
741	Special Revenue Funds		2,930,000	620,827	2,309,173
<b>74</b>	<b>* Transfers in</b>	<b>0</b>	<b>17,882,702</b>	<b>4,359,003</b>	<b>13,523,700</b>
<b>Subfund **</b>	<b>Solid Waste Fund</b>	<b>0</b>	<b>39,762,350</b>	<b>12,280,202</b>	<b>27,482,149</b>
380	Assessment revenue		400,000	53,180	346,820
<b>38</b>	<b>* Assessments</b>	<b>0</b>	<b>400,000</b>	<b>53,180</b>	<b>346,820</b>
<b>Subfund **</b>	<b>Special Parks Assessment</b>	<b>0</b>	<b>400,000</b>	<b>53,180</b>	<b>346,820</b>
380	Assessment revenue			214,394	(214,394)
<b>38</b>	<b>* Assessments</b>	<b>0</b>	<b>0</b>	<b>214,394</b>	<b>(214,394)</b>
<b>Subfund **</b>	<b>Special Sewer Assessment Fund</b>	<b>0</b>	<b>0</b>	<b>214,394</b>	<b>(214,394)</b>
<b>Fund ***</b>	<b>SPECIAL REVENUE FUND</b>	<b>0</b>	<b>141,133,394</b>	<b>36,282,522</b>	<b>104,850,873</b>

**County of Maui**  
**Statement of Estimated and Actual Revenue**  
**Revenue - Budget Ordinance**  
**Fiscal Year Ending 6/30/2017 - as of 9/30/2017**

12	*** DEBT SERVICE FUND	Prior	Amended	Year	Year	Budget
Object	* Char ** Subfund *** Fund	Year	Annual	to Date	to Date	(Over)/Under
		Uncollected	Estimate	Collected	Collected	
682	Interest and issuance costs		258,152		258,152	
684	Principal		1,006,349		1,006,350	(1)
<b>68</b>	<b>* Debt service</b>	<b>0</b>	<b>1,264,501</b>		<b>1,264,502</b>	<b>(1)</b>
	<b>Subfund ** Debt Service Fund</b>	<b>0</b>	<b>1,264,501</b>		<b>1,264,502</b>	<b>(1)</b>
<b>Fund</b>	<b>*** DEBT SERVICE FUND</b>	<b>0</b>	<b>1,264,501</b>		<b>1,264,502</b>	<b>(1)</b>

**County of Maui**  
**Statement of Estimated and Actual Revenue**  
**Revenue - Budget Ordinance**  
**Fiscal Year Ending 6/30/2017 - as of 9/30/2017**

13	*** CAPITAL PROJECTS FUND	Prior	Amended	Year	Budget
Object		Year	Annual	to Date	(Over)/Under
* Char	** Subfund *** Fund	Uncollected	Estimate	Collected	
744	Other Governmental Funds		1,723,000		1,723,000
74	* Transfers in	0	1,723,000	0	1,723,000
	Subfund ** Parks Assessments CIP	0	1,723,000	0	1,723,000
361	Interest on investments			840	(840)
36	* Interest & investment	0	0	840	(840)
	Subfund ** 2008 GO Bond Issue	0	0	840	(840)
361	Interest on investments			716	(716)
36	* Interest & investment	0	0	716	(716)
	Subfund ** 2010 B GO Bond Issue tax exmpt	0	0	716	(716)
361	Interest on investments			1,758	(1,758)
36	* Interest & investment	0	0	1,758	(1,758)
	Subfund ** 2012 B GO Bond	0	0	1,758	(1,758)
361	Interest on investments			4,915	(4,915)
36	* Interest & investment	0	0	4,915	(4,915)
	Subfund ** 2014 GO Bond	0	0	4,915	(4,915)
361	Interest on investments			(411)	411
36	* Interest & investment	0	0	(411)	411
	Subfund ** 2015 GO Bond	0	0	(411)	411
Fund	*** CAPITAL PROJECTS FUND	0	1,723,000	7,818	1,715,182

**County of Maui**  
**Statement of Estimated and Actual Revenue**  
**Revenue - Budget Ordinance**  
**Fiscal Year Ending 6/30/2017 - as of 9/30/2017**


15	*** ENTERPRISE FUND	Prior	Amended	Year	Budget
Object		Year	Annual	to Date	(Over)/Under
* Char	** Subfund	Uncollected	Estimate	Collected	
*** Fund					
347	Recreation		980,000	202,668	777,332
34	* Charges for current services	0	980,000	202,668	777,332
362	Rental income		308,412	54,103	254,309
36	* Interest & investment	0	308,412	54,103	254,309
378	Miscellaneous program receipts			962	(962)
37	* Other revenues	0	0	962	(962)
740	General Fund		2,153,414	538,354	1,615,060
74	* Transfers in	0	2,153,414	538,354	1,615,060
Subfund ** Golf Course Special Fund		0	3,441,826	796,087	2,645,739
Fund	*** ENTERPRISE FUND	0	3,441,826	796,087	2,645,739

**County of Maui**  
**Statement of Estimated and Actual Revenue**  
**Revenue - Budget Ordinance**  
**Fiscal Year Ending 6/30/2017 - as of 9/30/2017**

25	*** UTILITY ENTERPRISE FUND	Prior	Amended	Year	Budget
Object	* Char ** Subfund *** Fund	Year	Annual	to Date	(Over)/Under
		Uncollected	Estimate	Collected	
361	Interest on investments			5,791	(5,791)
<b>36</b>	<b>* Interest &amp; investment</b>	<b>0</b>	<b>0</b>	<b>5,791</b>	<b>(5,791)</b>
<b>Subfund **</b>	<b>DWS 2012 GO BOND FUND</b>	<b>0</b>	<b>0</b>	<b>5,791</b>	<b>(5,791)</b>
361	Interest on investments			266	(266)
<b>36</b>	<b>* Interest &amp; investment</b>	<b>0</b>	<b>0</b>	<b>266</b>	<b>(266)</b>
<b>Subfund **</b>	<b>DWS 2014 GO BOND FUND</b>	<b>0</b>	<b>0</b>	<b>266</b>	<b>(266)</b>
349	Water Sales		61,837,397	18,006,007	43,831,390
350	Other Revenue		908,957	263,939	645,018
<b>34</b>	<b>* Charges for current services</b>	<b>0</b>	<b>62,746,354</b>	<b>18,269,946</b>	<b>44,476,408</b>
361	Interest on investments		400,000	241,894	158,106
<b>36</b>	<b>* Interest &amp; investment</b>	<b>0</b>	<b>400,000</b>	<b>241,894</b>	<b>158,106</b>
354	Other Non-Operating Revenue		23,000	804,072	(781,072)
<b>37</b>	<b>* Other revenues</b>	<b>0</b>	<b>23,000</b>	<b>804,072</b>	<b>(781,072)</b>
<b>Subfund **</b>	<b>DWS Revenue Fund</b>	<b>0</b>	<b>63,169,354</b>	<b>19,315,912</b>	<b>43,853,442</b>
372	Capital contributions			2,153,463	(2,153,463)
<b>37</b>	<b>* Other revenues</b>	<b>0</b>	<b>0</b>	<b>2,153,463</b>	<b>(2,153,463)</b>
748	Assessment Funds		3,879,000		3,879,000
<b>74</b>	<b>* Transfers in</b>	<b>0</b>	<b>3,879,000</b>	<b>0</b>	<b>3,879,000</b>
<b>Subfund **</b>	<b>DWS Water System Development</b>	<b>0</b>	<b>3,879,000</b>	<b>2,153,463</b>	<b>1,725,537</b>
361	Interest on investments			1,173	(1,173)
<b>36</b>	<b>* Interest &amp; investment</b>	<b>0</b>	<b>0</b>	<b>1,173</b>	<b>(1,173)</b>
<b>Subfund **</b>	<b>DWS 2007 GO Bond Fund</b>	<b>0</b>	<b>0</b>	<b>1,173</b>	<b>(1,173)</b>
361	Interest on investments			230	(230)
<b>36</b>	<b>* Interest &amp; investment</b>	<b>0</b>	<b>0</b>	<b>230</b>	<b>(230)</b>

**County of Maui**  
**Statement of Estimated and Actual Revenue**  
**Revenue - Budget Ordinance**  
**Fiscal Year Ending 6/30/2017 - as of 9/30/2017**

25	*** UTILITY ENTERPRISE FUND	Prior	Amended	Year	Budget
Object	* Char ** Subfund *** Fund	Year	Annual	to Date	(Over)/Under
Subfund	*** UTILITY ENTERPRISE FUND	Uncollected	Estimate	Collected	(Over)/Under
Subfund ** DWS 2009-10-11 GO BOND FUND		0	0	230	(230)
Fund	*** UTILITY ENTERPRISE FUND	<u>0</u>	<u>67,048,354</u>	<u>21,476,835</u>	<u>45,571,519</u>
	Grand Total	0	590,749,856	228,050,610	362,699,247






---

## II. Revenue

---

### II.B. Appendices / Other



**County of Maui**  
**Statement of Estimated and Actual Revenue**  
**Revenue - Appendices/Other**  
**Fiscal Year Ending 6/30/2017 - as of 9/30/2017**

11	<b>*** SPECIAL REVENUE FUND</b>	Prior	Amended	Year	Budget
Object	* Char ** Subfund *** Fund	Year	Annual	to Date	(Over)/Under
		Uncollected	Estimate	Collected	
322	Other licenses & permit		358	1,471	(1,113)
<b>32</b>	<b>* Licenses and permits</b>	<b>0</b>	<b>358</b>	<b>1,471</b>	<b>(1,113)</b>
352	Fines			19,729	(19,729)
<b>35</b>	<b>* Fines and forfeitures</b>	<b>0</b>	<b>0</b>	<b>19,729</b>	<b>(19,729)</b>
361	Interest on investments			767	(767)
<b>36</b>	<b>* Interest &amp; investment</b>	<b>0</b>	<b>0</b>	<b>767</b>	<b>(767)</b>
370	Misc income revolving		183,880	791,159	(607,279)
371	Operating contributions		19,105	62,682	(43,578)
378	Miscellaneous program receipts		10,500	137,382	(126,882)
<b>37</b>	<b>* Other revenues</b>	<b>0</b>	<b>213,485</b>	<b>991,223</b>	<b>(777,739)</b>
740	General Fund		12,798,406	9,095,271	3,703,135
741	Special Revenue Funds		2,978,431	1,659,979	1,318,452
744	Other Governmental Funds		10,063,514	4,000,000	6,063,514
<b>74</b>	<b>* Transfers in</b>	<b>0</b>	<b>25,840,351</b>	<b>14,755,250</b>	<b>11,085,101</b>
<b>Subfund **</b>	<b>County Revolving Funds</b>	<b>0</b>	<b>26,054,194</b>	<b>15,768,440</b>	<b>10,285,753</b>
330	Federal grants		1,955,081	529,915	1,425,165
334	State grants		7,117,763	1,702,781	5,414,982
335	Federal grants passed thru the		3,470,925	1,965,577	1,505,348
<b>33</b>	<b>* Intergovernmental revenues</b>	<b>0</b>	<b>12,543,769</b>	<b>4,198,273</b>	<b>8,345,495</b>
371	Operating contributions		315,944	105,643	210,301
378	Miscellaneous program receipts		40,000	121,959	(81,959)
<b>37</b>	<b>* Other revenues</b>	<b>0</b>	<b>355,944</b>	<b>227,602</b>	<b>128,342</b>
740	General Fund		10,000		10,000
741	Special Revenue Funds		495,192	46,052	449,140
<b>74</b>	<b>* Transfers in</b>	<b>0</b>	<b>505,192</b>	<b>46,052</b>	<b>459,140</b>

**County of Maui**  
**Statement of Estimated and Actual Revenue**  
**Revenue - Appendices/Other**  
**Fiscal Year Ending 6/30/2017 - as of 9/30/2017**

11	*** SPECIAL REVENUE FUND	Prior	Amended	Year	Budget
Object		Year	Annual	to Date	(Over)/Under
* Char ** Subfund *** Fund		Uncollected	Estimate	Collected	
Subfund **	Intergovernmental Grant Fund	0	13,404,905	4,471,927	8,932,977
330	Federal grants		22,394,292	5,347,831	17,046,461
335	Federal grants passed thru the			106,418	(106,418)
<b>33</b>	<b>* Intergovernmental revenues</b>	<b>0</b>	<b>22,394,292</b>	<b>5,454,249</b>	<b>16,940,043</b>
361	Interest on investments		7,512	7,870	(358)
<b>36</b>	<b>* Interest &amp; investment</b>	<b>0</b>	<b>7,512</b>	<b>7,870</b>	<b>(358)</b>
741	Special Revenue Funds		13,237	7,034	6,203
<b>74</b>	<b>* Transfers in</b>	<b>0</b>	<b>13,237</b>	<b>7,034</b>	<b>6,203</b>
Subfund **	Sec.8 Hud Housing Assistance	0	22,415,041	5,469,153	16,945,888
380	Assessment revenue		400,000	53,180	346,820
<b>38</b>	<b>* Assessments</b>	<b>0</b>	<b>400,000</b>	<b>53,180</b>	<b>346,820</b>
Subfund **	Special Parks Assessment	0	400,000	53,180	346,820
380	Assessment revenue			214,394	(214,394)
<b>38</b>	<b>* Assessments</b>	<b>0</b>	<b>0</b>	<b>214,394</b>	<b>(214,394)</b>
Subfund **	Special Sewer Assessment Fund	0	0	214,394	(214,394)
Fund	*** SPECIAL REVENUE FUND	0	62,274,140	25,977,094	36,297,044

County of Maui  
 Statement of Estimated and Actual Revenue  
 Revenue - Appendices/Other  
 Fiscal Year Ending 6/30/2017 - as of 9/30/2017


13	*** CAPITAL PROJECTS FUND					
Object		Prior	Amended	Year	Budget	
* Char	** Subfund	*** Fund	Year	Annual	to Date	
			Uncollected	Estimate	Collected	
					(Over)/Under	
335	Federal grants passed thru the				49,795	(49,795)
33	* Intergovernmental revenues		0	0	49,795	(49,795)
Subfund	** State CIP Grants		0	0	49,795	(49,795)
335	Federal grants passed thru the			5,448,986	838,728	4,610,258
33	* Intergovernmental revenues		0	5,448,986	838,728	4,610,258
Subfund	** State CIP Grants - DOT		0	5,448,986	838,728	4,610,258
733	SRF & USDA Loans			31,375,000	3,986,009	27,388,991
72	* Issuance of debt		0	31,375,000	3,986,009	27,388,991
Subfund	** State CIP Loans		0	31,375,000	3,986,009	27,388,991
361	Interest on investments				840	(840)
36	* Interest & investment		0	0	840	(840)
Subfund	** 2008 GO Bond Issue		0	0	840	(840)
361	Interest on investments				716	(716)
36	* Interest & investment		0	0	716	(716)
Subfund	** 2010 B GO Bond Issue tax exmpt		0	0	716	(716)
361	Interest on investments				1,758	(1,758)
36	* Interest & investment		0	0	1,758	(1,758)
Subfund	** 2012 B GO Bond		0	0	1,758	(1,758)
361	Interest on investments				4,915	(4,915)
36	* Interest & investment		0	0	4,915	(4,915)
Subfund	** 2014 GO Bond		0	0	4,915	(4,915)
361	Interest on investments				(411)	411
36	* Interest & investment		0	0	(411)	411

**County of Maui**  
**Statement of Estimated and Actual Revenue**  
**Revenue - Appendices/Other**  
**Fiscal Year Ending 6/30/2017 - as of 9/30/2017**

13	*** CAPITAL PROJECTS FUND	Prior	Amended	Year	Budget
Object		Year	Annual	to Date	(Over)/Under
* Char ** Subfund *** Fund		Uncollected	Estimate	Collected	
Subfund ** 2015 GO Bond		0	0	(411)	411
730 General Obligation Bonds			45,705,000		45,705,000
72 * Issuance of debt		0	45,705,000	0	45,705,000
Subfund ** 2017 Proposed GO Bond		0	45,705,000	0	45,705,000
Fund *** CAPITAL PROJECTS FUND		0	82,528,986	4,882,350	77,646,636

County of Maui  
 Statement of Estimated and Actual Revenue  
 Revenue - Appendices/Other  
 Fiscal Year Ending 6/30/2017 - as of 9/30/2017

25	*** UTILITY ENTERPRISE FUND	Prior	Amended	Year	Budget
Object	* Char ** Subfund *** Fund	Year	Annual	to Date	(Over)/Under
		Uncollected	Estimate	Collected	
330	Federal grants			157,996	(157,996)
33	* Intergovernmental revenues	0	0	157,996	(157,996)
Subfund	** DWS STATE GRANTS	0	0	157,996	(157,996)
330	Federal grants			45,000	(45,000)
33	* Intergovernmental revenues	0	0	45,000	(45,000)
733	SRF & USDA Loans		5,000,000	2,053,789	2,946,211
72	* Issuance of debt	0	5,000,000	2,053,789	2,946,211
Subfund	** DWS SRF	0	5,000,000	2,098,789	2,901,211
361	Interest on investments			1,173	(1,173)
36	* Interest & investment	0	0	1,173	(1,173)
Subfund	** DWS 2007 GO Bond Fund	0	0	1,173	(1,173)
361	Interest on investments			230	(230)
36	* Interest & investment	0	0	230	(230)
Subfund	** DWS 2009-10-11 GO BOND FUND	0	0	230	(230)
Fund	*** UTILITY ENTERPRISE FUND	0	5,000,000	2,258,188	2,741,812
	Grand Total	0	149,803,126	33,117,632	116,685,492






---

## II. Revenue

---



County of Maui

Office of the Mayor

Grant Revenues & Expenditures Quarterly Report - by Index and Fiscal Year as of 9/30/2017

Index	Index Title	FY	Beginning Fund Balance	Revenue	Expenditures	Transfers In	Transfers Out	Ending Fund Balance
106186	ENERGY EFFNCY/CONSVTN BLCK GRT	2015	(34,891.68)					(34,891.68)
106186	ENERGY EFFNCY/CONSVTN BLCK GRT	2016	(34,891.68)		34,891.68			0.00
				0.00	34,891.68	0.00	0.00	
116030	CDBG PROGRAM ADMIN FY2011	2015	1,521.50					1,521.50
116030	CDBG PROGRAM ADMIN FY2011	2016	1,521.50					1,521.50
116030	CDBG PROGRAM ADMIN FY2011	2017	1,521.50					1,521.50
116030	CDBG PROGRAM ADMIN FY2011	2018	1,521.50					1,521.50
				0.00	0.00	0.00	0.00	
116032	THE MAUI FARM REHABILITATION	2016		(21,404.55)	21,404.55			0.00
				(21,404.55)	21,404.55	0.00	0.00	
116203	EASTER SEALS MAUI PHASE II	2015			19,744.00			19,744.00
116203	EASTER SEALS MAUI PHASE II	2016	19,744.00	(19,744.00)				0.00
				(19,744.00)	19,744.00	0.00	0.00	
116215	ARRA09 ST ENERGY SCTR TRNG GRT	2015	(3,222.39)					(3,222.39)
116215	ARRA09 ST ENERGY SCTR TRNG GRT	2016	(3,222.39)		3,222.39			0.00
				0.00	3,222.39	0.00	0.00	
126008	IAO HOUSE REHABILITATION	2017			5,222.45			5,222.45
126008	IAO HOUSE REHABILITATION	2018	5,222.45	(5,222.45)				0.00
				(5,222.45)	5,222.45	0.00	0.00	
126010	LCHC INFRASTRUCTURE 13-4	2016		(737.71)	737.71			0.00
				(737.71)	737.71	0.00	0.00	
126030	CDBG PROGRAM ADMIN FY2012	2015	231.60	(231.60)				0.00
				(231.60)	0.00	0.00	0.00	
126035	MOLOKAI TANKER- REPRG	2016		(25,320.44)	25,320.44			0.00
				(25,320.44)	25,320.44	0.00	0.00	
126198	MOLOKAI YOUTH OPPORTUNITY-DOL	2015	630.00					630.00
126198	MOLOKAI YOUTH OPPORTUNITY-DOL	2016	630.00		(630.00)			0.00
				0.00	(630.00)	0.00	0.00	
126201	WRKFRCE INVST ACT PY11-ADMIN	2015	2,255.13					2,255.13
126201	WRKFRCE INVST ACT PY11-ADMIN	2016	2,255.13		(2,255.13)			0.00
				0.00	(2,255.13)	0.00	0.00	
126202	WRKFRCE INVST PY11 DSLCTD WRKR	2015	3,052.10					3,052.10

County of Maui

Office of the Mayor

Grant Revenues & Expenditures Quarterly Report - by Index and Fiscal Year as of 9/30/2017

Index	Index Title	FY	Beginning Fund Balance	Revenue	Expenditures	Transfers In	Transfers Out	Ending Fund Balance
126202	WRKFRCE INVST PY11 DSLCTD WRKR	2016	3,052.10		(3,052.10)			0.00
				0.00	(3,052.10)	0.00	0.00	
136005	LCHC INFRASTRUCTURE 13-4	2016		(370,818.29)	370,818.29			0.00
				(370,818.29)	370,818.29	0.00	0.00	
136103	LANAI COMM LAND ACQUISITION	2015		(5,568.81)	5,568.81			0.00
				(5,568.81)	5,568.81	0.00	0.00	
136105	MAUI FOOD BANK REHAB	2016		(8,965.99)	8,965.99			0.00
				(8,965.99)	8,965.99	0.00	0.00	
136106	THE MAUI FARM REHABILITATION	2016		(30,292.83)	30,292.83			0.00
				(30,292.83)	30,292.83	0.00	0.00	
136107	IAO HOUSE REHABILITATION	2017			1,707.17			1,707.17
136107	IAO HOUSE REHABILITATION	2018	1,707.17	(1,707.17)				0.00
				(1,707.17)	1,707.17	0.00	0.00	
136187	HAWAII ST COMM/STATUS WOMEN	2015	(649.32)					(649.32)
136187	HAWAII ST COMM/STATUS WOMEN	2016	(649.32)					(649.32)
136187	HAWAII ST COMM/STATUS WOMEN	2017	(649.32)	566.66	51.62			(31.04)
136187	HAWAII ST COMM/STATUS WOMEN	2018	(31.04)					(31.04)
				566.66	51.62	0.00	0.00	
136188	HTA PRODUCT ENRICHMENT CY13	2015	(10,000.00)		10,000.00			0.00
				0.00	10,000.00	0.00	0.00	
136199	WIA YOUTH PROGRAM - PY2012	2015	980.12	(1,314.54)				(334.42)
136199	WIA YOUTH PROGRAM - PY2012	2016	(334.42)		334.42			0.00
				(1,314.54)	334.42	0.00	0.00	
136200	WIA ADULT PROGRAM - PY2012	2015	33,015.43	(34,187.60)				(1,172.17)
136200	WIA ADULT PROGRAM - PY2012	2016	(1,172.17)		1,172.17			0.00
				(34,187.60)	1,172.17	0.00	0.00	
136201	WIA ADMINISTRATIVE PY2012	2015	(4,486.89)	(3,318.20)				(7,805.09)
136201	WIA ADMINISTRATIVE PY2012	2016	(7,805.09)		7,805.09			0.00
				(3,318.20)	7,805.09	0.00	0.00	
136202	WIA DISLOCATED WORKER PY2012	2015	1,387.98	(5,401.94)				(4,013.96)
136202	WIA DISLOCATED WORKER PY2012	2016	(4,013.96)		4,013.96			0.00
				(5,401.94)	4,013.96	0.00	0.00	

County of Maui

Office of the Mayor

Grant Revenues & Expenditures Quarterly Report - by Index and Fiscal Year as of 9/30/2017

Index	Index Title	FY	Beginning Fund Balance	Revenue	Expenditures	Transfers In	Transfers Out	Ending Fund Balance
136203	EASTER SEALS MAUI PHASE II	2015		(135,753.18)	156,009.18			20,256.00
136203	EASTER SEALS MAUI PHASE II	2016	20,256.00	(20,256.00)				0.00
				<b>(156,009.18)</b>	<b>156,009.18</b>	<b>0.00</b>	<b>0.00</b>	
146301	WKFORCE INVESTMENT ACT ADMIN	2015	25,092.15	(74,939.92)	52,935.51			3,087.74
146301	WKFORCE INVESTMENT ACT ADMIN	2016	3,087.74	(2,852.18)	(235.56)			0.00
				<b>(77,792.10)</b>	<b>52,699.95</b>	<b>0.00</b>	<b>0.00</b>	
146302	WKFORCE INVESTMENT ACT DWP	2015	57,849.83	(162,647.44)	217,282.06			112,484.45
146302	WKFORCE INVESTMENT ACT DWP	2016	112,484.45	(111,301.33)	(1,183.12)			(0.00)
				<b>(273,948.77)</b>	<b>216,098.94</b>	<b>0.00</b>	<b>0.00</b>	
146303	WKFORCE INVESTMENT ACT ADULT	2015	30,997.05	(136,915.55)	218,870.94			112,952.44
146303	WKFORCE INVESTMENT ACT ADULT	2016	112,952.44	(113,792.35)	(460.21)			(1,300.12)
146303	WKFORCE INVESTMENT ACT ADULT	2017	(1,300.12)		1,300.12			0.00
				<b>(250,707.90)</b>	<b>219,710.85</b>	<b>0.00</b>	<b>0.00</b>	
146304	WKFORCE INVESTMENT ACT YOUTH	2015	51,295.14	(265,893.71)	203,177.70			(11,420.87)
146304	WKFORCE INVESTMENT ACT YOUTH	2016	(11,420.87)	(6,487.87)	17,908.74			0.00
				<b>(272,381.58)</b>	<b>221,086.44</b>	<b>0.00</b>	<b>0.00</b>	
146305	HTA PRODUCT ENRICHMENT CY14	2015	(228,034.36)		228,021.80			(12.56)
146305	HTA PRODUCT ENRICHMENT CY14	2016	(12.56)		12.56			0.00
				<b>0.00</b>	<b>228,034.36</b>	<b>0.00</b>	<b>0.00</b>	
146336	WHW EMERGENCY SHELTER REHAB	2017		(128,225.92)	128,225.92			0.00
				<b>(128,225.92)</b>	<b>128,225.92</b>	<b>0.00</b>	<b>0.00</b>	
146340	LANAI BRUSH TRUCK	2015		(124,500.00)	124,500.00			0.00
				<b>(124,500.00)</b>	<b>124,500.00</b>	<b>0.00</b>	<b>0.00</b>	
146341	MOLOKAI LANDFILL DUMP TRUCK	2015		(183,205.90)	183,205.90			0.00
				<b>(183,205.90)</b>	<b>183,205.90</b>	<b>0.00</b>	<b>0.00</b>	
146342	HANA LANDFILL WATER TRUCK	2015		(230,815.37)	233,034.17			2,218.80
146342	HANA LANDFILL WATER TRUCK	2016	2,218.80	(2,218.80)				0.00
				<b>(233,034.17)</b>	<b>233,034.17</b>	<b>0.00</b>	<b>0.00</b>	
146343	WOMEN HELPING WOMEN DOM VIOLEN	2015		(6,830.72)	6,830.72			0.00
146343	WOMEN HELPING WOMEN DOM VIOLEN	2016		(7,738.11)	7,738.11			0.00
146343	WOMEN HELPING WOMEN DOM VIOLEN	2017		(72,431.17)	72,431.17			0.00
				<b>(87,000.00)</b>	<b>87,000.00</b>	<b>0.00</b>	<b>0.00</b>	

County of Maui

Office of the Mayor

Grant Revenues & Expenditures Quarterly Report - by Index and Fiscal Year as of 9/30/2017

Index	Index Title	FY	Beginning Fund Balance	Revenue	Expenditures	Transfers In	Transfers Out	Ending Fund Balance
146345	LANAI COMM HEALTH CTR INFRAS	2015		(11,112.19)	11,112.19			0.00
146345	LANAI COMM HEALTH CTR INFRAS	2016		(313,871.81)	313,871.81			0.00
				<u>(324,984.00)</u>	<u>324,984.00</u>	<u>0.00</u>	<u>0.00</u>	
146346	CDBG PROGRAM ADMIN FY2014	2015	53,287.05	(63,869.91)	12,796.33			2,213.47
146346	CDBG PROGRAM ADMIN FY2014	2016	2,213.47	(25,644.68)	23,431.21			0.00
146346	CDBG PROGRAM ADMIN FY2014	2017		(5.27)	5.27			0.00
				<u>(89,519.86)</u>	<u>36,232.81</u>	<u>0.00</u>	<u>0.00</u>	
146347	KHAKO RENEWAL PRJ PH-1	2016		(1,205.63)	81,100.63			79,895.00
146347	KHAKO RENEWAL PRJ PH-1	2017	79,895.00	(168,297.65)	88,402.65			0.00
				<u>(169,503.28)</u>	<u>169,503.28</u>	<u>0.00</u>	<u>0.00</u>	
146348	MAUI FOOD BANK REHAB	2016		(41,034.01)	41,034.01			0.00
				<u>(41,034.01)</u>	<u>41,034.01</u>	<u>0.00</u>	<u>0.00</u>	
156187	HAWAII ST COMM/STATUS WOMEN	2015		(5,000.00)	2,978.40			(2,021.60)
156187	HAWAII ST COMM/STATUS WOMEN	2016	(2,021.60)		1,790.88			(230.72)
156187	HAWAII ST COMM/STATUS WOMEN	2017		(230.72)	230.72			0.00
				<u>(5,000.00)</u>	<u>5,000.00</u>	<u>0.00</u>	<u>0.00</u>	
156188	INNOVATE HAWAII	2015		(10,000.00)	10,000.00			0.00
				<u>(10,000.00)</u>	<u>10,000.00</u>	<u>0.00</u>	<u>0.00</u>	
156198	MOLOKAI YOUTH OPPRTUNITY 05DOL	2015	(630.00)					(630.00)
156198	MOLOKAI YOUTH OPPRTUNITY 05DOL	2016	(630.00)		630.00			0.00
				<u>0.00</u>	<u>630.00</u>	<u>0.00</u>	<u>0.00</u>	
156301	WKFORCE INVESTT ACT ADMIN	2015			31,614.59			31,614.59
156301	WKFORCE INVESTT ACT ADMIN	2016	31,614.59	(69,334.00)	37,719.41			(0.00)
				<u>(69,334.00)</u>	<u>69,334.00</u>	<u>0.00</u>	<u>0.00</u>	
156302	WKFORCE INVESTMENT ACT DWP	2015			121,096.22			121,096.22
156302	WKFORCE INVESTMENT ACT DWP	2016	121,096.22	(137,587.06)	41,109.51			24,618.67
156302	WKFORCE INVESTMENT ACT DWP	2017	24,618.67	(17,863.56)	(6,755.11)			(0.00)
				<u>(155,450.62)</u>	<u>155,450.62</u>	<u>0.00</u>	<u>0.00</u>	
156303	THE MAUI FARM REHABILITATION	2015		(1,023.36)	1,023.36			0.00
156303	THE MAUI FARM REHABILITATION	2016		(125,724.64)	125,724.64			0.00
				<u>(126,748.00)</u>	<u>126,748.00</u>	<u>0.00</u>	<u>0.00</u>	
156304	MAUI FOOD BANK REHAB	2015		(12,977.36)	15,914.67			2,937.31

County of Maui

Office of the Mayor

Grant Revenues & Expenditures Quarterly Report - by Index and Fiscal Year as of 9/30/2017

Index	Index Title	FY	Beginning Fund Balance	Revenue	Expenditures	Transfers In	Transfers Out	Ending Fund Balance
156304	MAUI FOOD BANK REHAB	2016	2,937.31	(403,022.64)	400,085.33			0.00
				<u>(416,000.00)</u>	<u>416,000.00</u>	<u>0.00</u>	<u>0.00</u>	
156305	WKFORCE INVESTMT ACT ADULT	2015			116,644.33			116,644.33
156305	WKFORCE INVESTMT ACT ADULT	2016	116,644.33	(178,985.99)	96,518.30			34,176.64
156305	WKFORCE INVESTMT ACT ADULT	2017	34,176.64	(34,184.95)	8.31			0.00
				<u>(213,170.94)</u>	<u>213,170.94</u>	<u>0.00</u>	<u>0.00</u>	
156306	WKFORCE INVESTMENT ACT YOUTH	2015			103,376.05			103,376.05
156306	WKFORCE INVESTMENT ACT YOUTH	2016	103,376.05	(226,592.46)	123,852.95			636.54
156306	WKFORCE INVESTMENT ACT YOUTH	2017	636.54	(636.54)				0.00
				<u>(227,229.00)</u>	<u>227,229.00</u>	<u>0.00</u>	<u>0.00</u>	
156308	HTA PRODUCT ENRICHMENT CY14	2015		(250,000.00)	102,009.12			(147,990.88)
156308	HTA PRODUCT ENRICHMENT CY14	2016	(147,990.88)	(150,000.00)	245,834.63			(52,156.25)
156308	HTA PRODUCT ENRICHMENT CY14	2017	(52,156.25)	25,130.98	27,025.27			(0.00)
				<u>(374,869.02)</u>	<u>374,869.02</u>	<u>0.00</u>	<u>0.00</u>	
156309	HSEO MAUI ENERGY CONFERENCE	2015		(20,000.00)	20,000.00			0.00
				<u>(20,000.00)</u>	<u>20,000.00</u>	<u>0.00</u>	<u>0.00</u>	
156341	MOLOKAI TANKER	2016		(328,929.56)	675,000.00			346,070.44
156341	MOLOKAI TANKER	2017	346,070.44	(346,070.44)				0.00
				<u>(675,000.00)</u>	<u>675,000.00</u>	<u>0.00</u>	<u>0.00</u>	
156342	IAO HOUSE REHABILITATION	2017			17,500.00			17,500.00
156342	IAO HOUSE REHABILITATION	2018	17,500.00	(17,500.00)				0.00
				<u>(17,500.00)</u>	<u>17,500.00</u>	<u>0.00</u>	<u>0.00</u>	
156343	IAO HOUSE REHABILITATION	2017			21,800.00			21,800.00
156343	IAO HOUSE REHABILITATION	2018	21,800.00	(21,800.00)				0.00
				<u>(21,800.00)</u>	<u>21,800.00</u>	<u>0.00</u>	<u>0.00</u>	
156346	CDBG PROGRAM ADMIN FY15	2015		(259,908.41)	294,526.16			34,617.75
156346	CDBG PROGRAM ADMIN FY15	2016	34,617.75	(54,117.01)	19,644.76			145.50
156346	CDBG PROGRAM ADMIN FY15	2017	145.50					145.50
156346	CDBG PROGRAM ADMIN FY15	2018	145.50	(4.98)				140.52
				<u>(314,030.40)</u>	<u>314,170.92</u>	<u>0.00</u>	<u>0.00</u>	
166122	COQUI FROG ERADCTN ACT51 SLH04	2015	99,996.23					99,996.23
166122	COQUI FROG ERADCTN ACT51 SLH04	2016	99,996.23		(80,000.00)			19,996.23

County of Maui

Office of the Mayor

Grant Revenues & Expenditures Quarterly Report - by Index and Fiscal Year as of 9/30/2017

Index	Index Title	FY	Beginning Fund Balance	Revenue	Expenditures	Transfers In	Transfers Out	Ending Fund Balance
166122	COQUI FROG ERADCTN ACT51 SLH04	2017	19,996.23		(19,996.23)			0.00
				0.00	(99,996.23)	0.00	0.00	
166123	DLNR M'LAEA HARBOR SEWAGE P/O	2015	30,000.00					30,000.00
166123	DLNR M'LAEA HARBOR SEWAGE P/O	2016	30,000.00					30,000.00
166123	DLNR M'LAEA HARBOR SEWAGE P/O	2017	30,000.00					30,000.00
166123	DLNR M'LAEA HARBOR SEWAGE P/O	2018	30,000.00		(30,000.00)			0.00
				0.00	(30,000.00)	0.00	0.00	
166124	NOAA/HIHWNMS-MAALAEA HARBOR SW	2015	10,000.00					10,000.00
166124	NOAA/HIHWNMS-MAALAEA HARBOR SW	2016	10,000.00					10,000.00
166124	NOAA/HIHWNMS-MAALAEA HARBOR SW	2017	10,000.00					10,000.00
166124	NOAA/HIHWNMS-MAALAEA HARBOR SW	2018	10,000.00		(10,000.00)			0.00
				0.00	(10,000.00)	0.00	0.00	
166785	HAWAII ST COMM/STATUS WOMEN	2016		(3,421.88)	1,260.64			(2,161.24)
166785	HAWAII ST COMM/STATUS WOMEN	2017	(2,161.24)	120.83	2,013.78			(26.63)
166785	HAWAII ST COMM/STATUS WOMEN	2018	(26.63)					(26.63)
				(3,301.05)	3,274.42	0.00	0.00	
166810	WKFORCE INNOVATN OPPORTUNITY	2016			22,721.97			22,721.97
166810	WKFORCE INNOVATN OPPORTUNITY	2017	22,721.97	(128,045.52)	159,024.87			53,701.32
166810	WKFORCE INNOVATN OPPORTUNITY	2018	53,701.32	(60,809.76)	6,055.87			(1,052.57)
				(188,855.28)	187,802.71	0.00	0.00	
166811	HO'OLEHUA PUMPER	2017		(898,447.40)	898,447.40			0.00
				(898,447.40)	898,447.40	0.00	0.00	
166812	IAO HOUSE REHABILITATION	2017			47,959.38			47,959.38
166812	IAO HOUSE REHABILITATION	2018	47,959.38	(47,959.38)				0.00
				(47,959.38)	47,959.38	0.00	0.00	
166814	WHW EMERGENCY SHELTER REHAB	2017		(85,469.25)	85,469.25			0.00
				(85,469.25)	85,469.25	0.00	0.00	
166815	CDBG PROGRAM ADMIN FY16	2016		(265,493.23)	293,775.88			28,282.65
166815	CDBG PROGRAM ADMIN FY16	2017	28,282.65	(45,084.04)	17,389.52			588.13
166815	CDBG PROGRAM ADMIN FY16	2018	588.13	(935.06)	1,331.83			984.90
				(311,512.33)	312,497.23	0.00	0.00	
166816	HTA PRODUCT ENRICHMENT CY16	2016		(250,000.00)	143,427.61			(106,572.39)



County of Maui

Office of the Mayor

Grant Revenues & Expenditures Quarterly Report - by Index and Fiscal Year as of 9/30/2017

Index	Index Title	FY	Beginning Fund Balance	Revenue	Expenditures	Transfers In	Transfers Out	Ending Fund Balance
166816	HTA PRODUCT ENRICHMENT CY16	2017	(106,572.39)	(150,000.00)	256,072.39			(500.00)
166816	HTA PRODUCT ENRICHMENT CY16	2018	(500.00)					(500.00)
				<u>(400,000.00)</u>	<u>399,500.00</u>	<u>0.00</u>	<u>0.00</u>	
166817	WIOA ADULT&DISLOCATED WORKER	2016			23,795.53			23,795.53
166817	WIOA ADULT&DISLOCATED WORKER	2017	23,795.53	(318,745.57)	311,140.40			16,190.36
166817	WIOA ADULT&DISLOCATED WORKER	2018	16,190.36	(26,015.17)	7,429.02			(2,395.79)
				<u>(344,760.74)</u>	<u>342,364.95</u>	<u>0.00</u>	<u>0.00</u>	
166818	WIOA ADMIN PY2015	2016		(17,883.59)	55,875.58			37,991.99
166818	WIOA ADMIN PY2015	2017	37,991.99	(43,722.00)	4,446.00			(1,284.01)
166818	WIOA ADMIN PY2015	2018	(1,284.01)	(2,563.32)				(3,847.33)
				<u>(64,168.91)</u>	<u>60,321.58</u>	<u>0.00</u>	<u>0.00</u>	
166819	INNOVATE HAWAII	2016		(10,000.00)				(10,000.00)
166819	INNOVATE HAWAII	2017	(10,000.00)		10,000.00			0.00
				<u>(10,000.00)</u>	<u>10,000.00</u>	<u>0.00</u>	<u>0.00</u>	
166862	HAWAII STATE ENERGY	2017		(10,000.00)	10,000.00			0.00
				<u>(10,000.00)</u>	<u>10,000.00</u>	<u>0.00</u>	<u>0.00</u>	
176062	HOUSING REHAB LOAN PROJECT INC	2015	(13,196.45)					(13,196.45)
176062	HOUSING REHAB LOAN PROJECT INC	2016	(13,196.45)					(13,196.45)
176062	HOUSING REHAB LOAN PROJECT INC	2017	(13,196.45)					(13,196.45)
176062	HOUSING REHAB LOAN PROJECT INC	2018	(13,196.45)		11,863.34			(1,333.11)
				<u>0.00</u>	<u>11,863.34</u>	<u>0.00</u>	<u>0.00</u>	
176063	IAO THEATRE PROJECT INCOME	2017			(2,183.13)			(2,183.13)
176063	IAO THEATRE PROJECT INCOME	2018	(2,183.13)					(2,183.13)
				<u>0.00</u>	<u>(2,183.13)</u>	<u>0.00</u>	<u>0.00</u>	
176187	MADE IN MAUI COUNTY FESTIVAL	2017		(8,500.00)	8,500.00			0.00
				<u>(8,500.00)</u>	<u>8,500.00</u>	<u>0.00</u>	<u>0.00</u>	
176803	MEO MOLOKAI SHUTTLE SVC BUS B	2017			130,936.00			130,936.00
176803	MEO MOLOKAI SHUTTLE SVC BUS B	2018	130,936.00	(130,936.00)				0.00
				<u>(130,936.00)</u>	<u>130,936.00</u>	<u>0.00</u>	<u>0.00</u>	
176806	MEO MOLOKAI SHUTTLE SVC BUS A	2017			118,579.00			118,579.00
176806	MEO MOLOKAI SHUTTLE SVC BUS A	2018	118,579.00	(118,579.00)				0.00
				<u>(118,579.00)</u>	<u>118,579.00</u>	<u>0.00</u>	<u>0.00</u>	

County of Maui

Office of the Mayor

Grant Revenues & Expenditures Quarterly Report - by Index and Fiscal Year as of 9/30/2017

Index	Index Title	FY	Beginning Fund Balance	Revenue	Expenditures	Transfers In	Transfers Out	Ending Fund Balance
176808	LAHAINA SURF PRESERVATION	2018		0.00	97,353.22	0.00	0.00	97,353.22
176810	WIOA YOUTH ACTIVITIES	2018		0.00	26,695.32	0.00	0.00	26,695.32
176811	THE MAUI FARM REHABILITATION	2018		0.00	4,415.44	0.00	0.00	4,415.44
176812	KHAKO STAIRCASE SAFETY	2018		(3,148.95)	3,148.95	0.00	0.00	0.00
176815	CDBG PROGRAM ADMIN FY17	2017		(204,260.10)	326,697.26			122,437.16
176815	CDBG PROGRAM ADMIN FY17	2018	122,437.16	(141,731.23)	19,294.07			(0.00)
176816	HTA COUNTY PRODUCT ENRICHMENT	2017		(60,000.00)	43,218.35			(16,781.65)
176816	HTA COUNTY PRODUCT ENRICHMENT	2018	(16,781.65)		8,865.48			(7,916.17)
176817	WIOA ADULT PROGRAM	2018		0.00	39,950.84	0.00	0.00	39,950.84
176818	WIOA ADMIN PY2016	2017		(41,869.63)	43,059.23			1,189.60
176818	WIOA ADMIN PY2016	2018	1,189.60	(14,504.86)	(3,835.40)			(17,150.66)
176821	WIOA DISLOCATED WORKER	2018		0.00	37,110.69	0.00	0.00	37,110.69
186037	2016 HAWAII SEVERE STORMS	2017		(6,038.93)	3,689,267.70			3,683,228.77
186037	2016 HAWAII SEVERE STORMS	2018	3,683,228.77					3,683,228.77
186815	CDBG PROGRAM ADMIN FY18	2018		0.00	67,716.90	0.00	0.00	67,716.90
196010	MOLOKAI TANKER - REPRG	2016			8,179.56			8,179.56
196010	MOLOKAI TANKER - REPRG	2017	8,179.56	(8,179.56)				0.00
196020	PROJECT IMPACT BDRC FEMA	2015	13,279.05					13,279.05
196020	PROJECT IMPACT BDRC FEMA	2016	13,279.05					13,279.05
196020	PROJECT IMPACT BDRC FEMA	2017	13,279.05		(13,279.05)			0.00

County of Maui

Office of the Mayor

Grant Revenues & Expenditures Quarterly Report - by Index and Fiscal Year as of 9/30/2017

Index	Index Title	FY	Beginning Fund Balance	Revenue	Expenditures	Transfers In	Transfers Out	Ending Fund Balance
				0.00	(13,279.05)	0.00	0.00	
196037	STORMS 12/4-7/07 FEMA#1743DRHI	2015	(172,041.35)					(172,041.35)
196037	STORMS 12/4-7/07 FEMA#1743DRHI	2016	(172,041.35)		172,041.35			0.00
				0.00	172,041.35	0.00	0.00	
196205	HAZARD MITIGATN KULA AG PARK	2015	14,100.00	(181,924.00)	167,824.00			0.00
				(181,924.00)	167,824.00	0.00	0.00	
<b>Grand Total</b>				(8,875,794.71)	12,836,658.46	0.00	0.00	

County of Maui

Management

Grant Revenues & Expenditures Quarterly Report - by Index and Fiscal Year as of 9/30/2017

Index	Index Title	FY	Beginning Fund Balance	Revenue	Expenditures	Transfers In	Transfers Out	Ending Fund Balance
106055	ENERGY EMERGENCY PLANNING	2015	(4,575.09)					(4,575.09)
106055	ENERGY EMERGENCY PLANNING	2016	(4,575.09)		4,575.09			0.00
				0.00	4,575.09	0.00	0.00	
136801	DELL ONLINE SELF-DISPATCH PRG	2015	(6,130.00)	(21,147.71)				(27,277.71)
136801	DELL ONLINE SELF-DISPATCH PRG	2016	(27,277.71)	(210.00)				(27,487.71)
136801	DELL ONLINE SELF-DISPATCH PRG	2017	(27,487.71)	27,487.71				0.00
				6,130.00	0.00	0.00	0.00	
166802	HI INTEGRATED JUSTICE IS PRG	2016			27,840.00			27,840.00
166802	HI INTEGRATED JUSTICE IS PRG	2017	27,840.00	(27,840.00)				0.00
				(27,840.00)	27,840.00	0.00	0.00	
<b>Grand Total</b>				<b>(21,710.00)</b>	<b>32,415.09</b>	<b>0.00</b>	<b>0.00</b>	

County of Maui

Prosecuting Attorney

Grant Revenues & Expenditures Quarterly Report - by Index and Fiscal Year as of 9/30/2017

Index	Index Title	FY	Beginning Fund Balance	Revenue	Expenditures	Transfers In	Transfers Out	Ending Fund Balance
106138	FOOD STAMP PRG PROSECUTIONS	2016		(283.17)	283.17			0.00
				<u>(283.17)</u>	<u>283.17</u>	<u>0.00</u>	<u>0.00</u>	
126174	DEFENDANT/WITNESS TRIAL PRG12	2015	.50	(.50)				0.00
				<u>(0.50)</u>	<u>0.00</u>	<u>0.00</u>	<u>0.00</u>	
126462	PROS ATTY ASSET FORFTRES ST12	2015		3,508.40				3,508.40
126462	PROS ATTY ASSET FORFTRES ST12	2016	3,508.40	(3,508.40)				0.00
				<u>0.00</u>	<u>0.00</u>	<u>0.00</u>	<u>0.00</u>	
136174	DEFENDANT/WITNESS TRIAL PRG	2015	287.24					287.24
136174	DEFENDANT/WITNESS TRIAL PRG	2016	287.24		(287.24)			0.00
				<u>0.00</u>	<u>(287.24)</u>	<u>0.00</u>	<u>0.00</u>	
136465	JUSTICE REINVEST INITIATIVE	2015	(10,139.62)		10,139.62			0.00
				<u>0.00</u>	<u>10,139.62</u>	<u>0.00</u>	<u>0.00</u>	
146601	DEFENDANT/WITNESS TRIAL PRG	2015	55,675.40	(54,394.36)	(1,891.04)			(610.00)
146601	DEFENDANT/WITNESS TRIAL PRG	2016	(610.00)		610.00			0.00
				<u>(54,394.36)</u>	<u>(1,281.04)</u>	<u>0.00</u>	<u>0.00</u>	
146602	VICTIM/WITNESS ASSISTANCE PRG	2015	(8,448.31)	(13,447.00)	21,198.57			(696.74)
146602	VICTIM/WITNESS ASSISTANCE PRG	2016	(696.74)		696.74			0.00
				<u>(13,447.00)</u>	<u>21,895.31</u>	<u>0.00</u>	<u>0.00</u>	
146603	CAREER CRIMINAL PROGRAM	2015	29,104.00	(29,104.00)				0.00
				<u>(29,104.00)</u>	<u>0.00</u>	<u>0.00</u>	<u>0.00</u>	
146607	CRIMINAL JUSTICE INFO SYSTEM	2015	14,473.48	(79,595.00)	84,772.54			19,651.02
146607	CRIMINAL JUSTICE INFO SYSTEM	2016	19,651.02	(44,389.00)	24,737.98			0.00
				<u>(123,984.00)</u>	<u>109,510.52</u>	<u>0.00</u>	<u>0.00</u>	
146609	SPCL NEEDS ADVOCACY PRG	2015	57,682.90	(177,015.00)	119,332.10			(0.00)
				<u>(177,015.00)</u>	<u>119,332.10</u>	<u>0.00</u>	<u>0.00</u>	
146622	DOMESTIC VIOLENCE INVESTIGATIO	2015	(228.48)	(37,113.00)	37,341.48			(0.00)
				<u>(37,113.00)</u>	<u>37,341.48</u>	<u>0.00</u>	<u>0.00</u>	
146623	PROSECUTORS HWY SFTY TRAIN'G	2015	1,141.38	(1,813.16)	671.78			0.00
				<u>(1,813.16)</u>	<u>671.78</u>	<u>0.00</u>	<u>0.00</u>	
156601	DEFENDANT/WITNESS TRIAL PRG	2015		(47,760.12)	65,628.92			17,868.80
156601	DEFENDANT/WITNESS TRIAL PRG	2016	17,868.80	(23,459.97)	5,591.17			(0.00)
				<u>(71,220.09)</u>	<u>71,220.09</u>	<u>0.00</u>	<u>0.00</u>	

County of Maui

Prosecuting Attorney

Grant Revenues & Expenditures Quarterly Report - by Index and Fiscal Year as of 9/30/2017

Index	Index Title	FY	Beginning Fund Balance	Revenue	Expenditures	Transfers In	Transfers Out	Ending Fund Balance
156602	VICTIM/WITNESS ASSISTANCE PRG	2015		(29,729.00)	40,347.86			10,618.86
156602	VICTIM/WITNESS ASSISTANCE PRG	2016	10,618.86	(28,648.00)	18,029.14			0.00
				<u>(58,377.00)</u>	<u>58,377.00</u>	<u>0.00</u>	<u>0.00</u>	
156603	CAREER CRIMINAL PROGRAM	2015		(130,262.00)	155,706.50	(32,662.33)		(7,217.83)
156603	CAREER CRIMINAL PROGRAM	2016	(7,217.83)		7,217.83			0.00
				<u>(130,262.00)</u>	<u>162,924.33</u>	<u>(32,662.33)</u>	<u>0.00</u>	
156608	E BYRNE MEMORIAL JAG FY15	2016			9,572.44			9,572.44
156608	E BYRNE MEMORIAL JAG FY15	2017	9,572.44					9,572.44
156608	E BYRNE MEMORIAL JAG FY15	2018	9,572.44		24,612.33			34,184.77
				<u>0.00</u>	<u>34,184.77</u>	<u>0.00</u>	<u>0.00</u>	
156609	SPCL NEEDS ADVOCACY PRG	2015		(193,003.57)	271,294.88			78,291.31
156609	SPCL NEEDS ADVOCACY PRG	2016	78,291.31	(95,252.00)	16,960.69			(0.00)
				<u>(288,255.57)</u>	<u>288,255.57</u>	<u>0.00</u>	<u>0.00</u>	
156610	ASSET FORFEITURES PROGRAM	2015		(103,530.00)	42,637.30			(60,892.70)
156610	ASSET FORFEITURES PROGRAM	2016	(60,892.70)	60,892.70				0.00
				<u>(42,637.30)</u>	<u>42,637.30</u>	<u>0.00</u>	<u>0.00</u>	
156611	MAUI PROSECUTORS TRAFFIC REC	2015			4,847.80			4,847.80
156611	MAUI PROSECUTORS TRAFFIC REC	2016	4,847.80	(4,847.80)				0.00
				<u>(4,847.80)</u>	<u>4,847.80</u>	<u>0.00</u>	<u>0.00</u>	
156620	E BYRNE/PROS OF DRUG CRIMES	2015			8,541.67			8,541.67
156620	E BYRNE/PROS OF DRUG CRIMES	2016	8,541.67	(125,501.00)	140,075.33			23,116.00
156620	E BYRNE/PROS OF DRUG CRIMES	2017	23,116.00	(23,116.00)				0.00
				<u>(148,617.00)</u>	<u>148,617.00</u>	<u>0.00</u>	<u>0.00</u>	
156622	DOMESTIC VIOLENCE INVESTIGATIO	2015			39,418.51			39,418.51
156622	DOMESTIC VIOLENCE INVESTIGATIO	2016	39,418.51	(51,289.00)	11,870.49			0.00
				<u>(51,289.00)</u>	<u>51,289.00</u>	<u>0.00</u>	<u>0.00</u>	
156623	HIGHWAY SAFETY GRANT	2015			12,441.54			12,441.54
156623	HIGHWAY SAFETY GRANT	2016	12,441.54	(19,082.72)	6,067.32			(573.86)
156623	HIGHWAY SAFETY GRANT	2017	(573.86)		573.86			0.00
				<u>(19,082.72)</u>	<u>19,082.72</u>	<u>0.00</u>	<u>0.00</u>	
156625	JUSTICE REINVEST INITIATIVE	2015		(63,332.00)	53,760.87			(9,571.13)
156625	JUSTICE REINVEST INITIATIVE	2016	(9,571.13)	9,571.13				0.00

County of Maui

Prosecuting Attorney

Grant Revenues & Expenditures Quarterly Report - by Index and Fiscal Year as of 9/30/2017

Index	Index Title	FY	Beginning Fund Balance	Revenue	Expenditures	Transfers In	Transfers Out	Ending Fund Balance
				(53,760.87)	53,760.87	0.00	0.00	
166826	ASSET FORFEITURES PROGRAM	2018		(80,000.00)	5,538.95			(74,461.05)
				(80,000.00)	5,538.95	0.00	0.00	
166835	SPCL NEEDS ADVOCACY PRG	2016		(247,183.00)	307,532.53			60,349.53
166835	SPCL NEEDS ADVOCACY PRG	2017	60,349.53	(63,557.00)	3,207.47			(0.00)
				(310,740.00)	310,740.00	0.00	0.00	
166836	ASSET FORFEITURES PROGRAM	2016		(20,565.14)	60,945.37			40,380.23
166836	ASSET FORFEITURES PROGRAM	2017	40,380.23	(39,532.77)	38,844.06			39,691.52
166836	ASSET FORFEITURES PROGRAM	2018	39,691.52	(38,150.83)	(1,540.69)			(0.00)
				(98,248.74)	98,248.74	0.00	0.00	
166871	VICTIM/WITNESS ASSISTANCE PRG	2016		(14,594.00)	51,509.34			36,915.34
166871	VICTIM/WITNESS ASSISTANCE PRG	2017	36,915.34	(43,783.00)	6,867.66			(0.00)
				(58,377.00)	58,377.00	0.00	0.00	
166872	CAREER CRIMINAL PROGRAM	2016		(130,262.00)	130,262.00			0.00
				(130,262.00)	130,262.00	0.00	0.00	
166873	DEFENDANT/WITNESS TRIAL PRG	2016		(21,581.21)	90,632.43			69,051.22
166873	DEFENDANT/WITNESS TRIAL PRG	2017	69,051.22	(75,289.31)	41,201.67			34,963.58
166873	DEFENDANT/WITNESS TRIAL PRG	2018	34,963.58	(4,337.94)	24,494.29			55,119.93
				(101,208.46)	156,328.39	0.00	0.00	
166875	HIGHWAY SAFETY/IMPAIRED DRVG	2016			7,629.64			7,629.64
166875	HIGHWAY SAFETY/IMPAIRED DRVG	2017	7,629.64	(13,826.42)	6,196.78			0.00
				(13,826.42)	13,826.42	0.00	0.00	
166876	HIGHWAY SAFETY/TRAFFIC RECORDS	2016			4,507.85			4,507.85
166876	HIGHWAY SAFETY/TRAFFIC RECORDS	2017	4,507.85	(10,445.36)	5,937.51			0.00
				(10,445.36)	10,445.36	0.00	0.00	
166877	SOH GRANT-IN-AID	2016			33,852.08			33,852.08
166877	SOH GRANT-IN-AID	2017	33,852.08		70,146.14			103,998.22
166877	SOH GRANT-IN-AID	2018	103,998.22	(79,304.79)	(24,693.43)			0.00
				(79,304.79)	79,304.79	0.00	0.00	
176835	SPCL NEEDS ADVOCACY PRG	2017		(178,007.00)	303,583.16			125,576.16
176835	SPCL NEEDS ADVOCACY PRG	2018	125,576.16	(133,793.00)	8,416.84			200.00
				(311,800.00)	312,000.00	0.00	0.00	

County of Maui

Prosecuting Attorney

Grant Revenues & Expenditures Quarterly Report - by Index and Fiscal Year as of 9/30/2017

Index	Index Title	FY	Beginning Fund Balance	Revenue	Expenditures	Transfers In	Transfers Out	Ending Fund Balance
176860	SPCL NEEDS ADVOC SUPPLEMENTAL	2017		(6,964.00)	78,767.97			71,803.97
176860	SPCL NEEDS ADVOC SUPPLEMENTAL	2018	71,803.97	(81,404.00)	113,236.87			103,636.84
				<b>(88,368.00)</b>	<b>192,004.84</b>	<b>0.00</b>	<b>0.00</b>	
176871	VICTIM/WITNESS ASSISTANCE PRG	2017		(46,215.00)	59,528.39			13,313.39
176871	VICTIM/WITNESS ASSISTANCE PRG	2018	13,313.39	(15,405.00)	207.23			(1,884.38)
				<b>(61,620.00)</b>	<b>59,735.62</b>	<b>0.00</b>	<b>0.00</b>	
176872	CAREER CRIMINAL PROGRAM	2017		(103,125.00)	137,499.00			34,374.00
176872	CAREER CRIMINAL PROGRAM	2018	34,374.00	(34,374.00)				0.00
				<b>(137,499.00)</b>	<b>137,499.00</b>	<b>0.00</b>	<b>0.00</b>	
176878	DPA 2017 TRAFFIC RECORDS	2017			227.40			227.40
176878	DPA 2017 TRAFFIC RECORDS	2018	227.40	(227.40)	5,799.12			5,799.12
				<b>(227.40)</b>	<b>6,026.52</b>	<b>0.00</b>	<b>0.00</b>	
176879	DOMESTIC VIOLENCE INVESTIGATIO	2017		(52,401.00)	53,382.00			981.00
176879	DOMESTIC VIOLENCE INVESTIGATIO	2018	981.00	(981.00)				0.00
				<b>(53,382.00)</b>	<b>53,382.00</b>	<b>0.00</b>	<b>0.00</b>	
176880	MAUI PROSECUTORS OFFICE	2017			6,923.44			6,923.44
176880	MAUI PROSECUTORS OFFICE	2018	6,923.44		11,000.46			17,923.90
				<b>0.00</b>	<b>17,923.90</b>	<b>0.00</b>	<b>0.00</b>	
186879	DOMESTIC VIOLENCE INVESTIGATIO	2018		(9,524.00)	18,815.79			9,291.79
				<b>(9,524.00)</b>	<b>18,815.79</b>	<b>0.00</b>	<b>0.00</b>	
196071	VICTIM WITNESS BOOKS	2015	(7,280.00)					(7,280.00)
196071	VICTIM WITNESS BOOKS	2016	(7,280.00)		(7,465.39)			(14,745.39)
196071	VICTIM WITNESS BOOKS	2017	(14,745.39)	14,745.39				0.00
				<b>14,745.39</b>	<b>(7,465.39)</b>	<b>0.00</b>	<b>0.00</b>	
<b>Grand Total</b>				<b>(2,835,591.32)</b>	<b>2,885,796.08</b>	<b>(32,662.33)</b>	<b>0.00</b>	



County of Maui

Finance		Grant Revenues & Expenditures Quarterly Report - by Index and Fiscal Year as of 9/30/2017						
Index	Index Title	FY	Beginning Fund Balance	Revenue	Expenditures	Transfers In	Transfers Out	Ending Fund Balance
136407	STATE MOTOR VEHICLE REG FY13	2015	21,181.35	(21,181.35)	0.00	0.00	0.00	0.00
136408	STATE IDENTIFICATION PROGRAM	2015	29,719.03	(29,719.03)	0.00	0.00	0.00	0.00
136415	PERIODIC MTR VEH INSPTN FY13	2015	2,465.24	(2,465.24)	0.00	0.00	0.00	0.00
136423	COMML DRIVER'S LICENSE FY13	2015	10,510.96	(10,510.96)	0.00	0.00	0.00	0.00
146701	COMML DRIVER'S LICENSE FY14	2015	(3,908.93)	(27,450.52)	31,359.45	0.00	0.00	0.00
146702	PERIODIC MTR VEH INSPTN FY14	2015	(32,000.40)	23,388.80	8,611.60	0.00	0.00	(0.00)
146703	STATE IDENTIFICATION PROGRAM	2015	(30,468.71)	27,636.45	2,832.26	0.00	0.00	0.00
146706	STATE MOTOR VEH REGISTRATION	2015	42,698.44	(48,721.44)	6,023.00	0.00	0.00	0.00
156701	COMML DRIVER'S LICENSE FY15	2015		(482,132.07)	482,132.07	0.00	0.00	(0.00)
156702	PERIODIC MTR VEH INSPTN FY15	2015		(432,067.40)	432,067.40	0.00	0.00	(0.00)
156706	STATE MOTOR VEH REGISTRATION	2015		(255,073.47)	255,073.47	0.00	0.00	(0.00)
156707	STATE IDENTIFICATION PROGRAM	2015		(222,471.82)	222,471.82	0.00	0.00	(0.00)
166725	COMML DRIVER'S LICENSE FY16	2016		(458,147.20)	458,147.20	0.00	0.00	(0.00)
166726	PERIODIC MTR VEH INSPTN FY16	2016		(453,167.35)	453,167.35	0.00	0.00	0.00
166727	STATE IDENTIFICATION PROGRAM	2016		(225,882.58)	225,882.58			0.00
166727	STATE IDENTIFICATION PROGRAM	2017			445.29			445.29
166727	STATE IDENTIFICATION PROGRAM	2018	445.29					445.29

County of Maui

Finance		Grant Revenues & Expenditures Quarterly Report - by Index and Fiscal Year as of 9/30/2017						
Index	Index Title	FY	Beginning Fund Balance	Revenue	Expenditures	Transfers In	Transfers Out	Ending Fund Balance
				(225,882.58)	226,327.87	0.00	0.00	
166728	STATE MOTOR VEH REGISTRATION	2016		(301,233.42)	301,233.42			0.00
				(301,233.42)	301,233.42	0.00	0.00	
176725	COMML DRIVER'S LICENSE FY17	2017		(505,179.02)	505,179.02			(0.00)
				(505,179.02)	505,179.02	0.00	0.00	
176726	PERIODIC MTR VEH INSPTN FY17	2017		(444,981.70)	444,981.70			0.00
				(444,981.70)	444,981.70	0.00	0.00	
176727	STATE IDENTIFICATION PROGRAM	2017		(192,786.43)	192,786.43			(0.00)
				(192,786.43)	192,786.43	0.00	0.00	
176728	STATE MOTOR VEH REGISTRATION	2017		(310,067.83)	310,067.83			0.00
				(310,067.83)	310,067.83	0.00	0.00	
186735	COMML DRIVER'S LICENSE FY18	2018		(139,720.92)	139,720.92			(0.00)
				(139,720.92)	139,720.92	0.00	0.00	
186736	PERIODIC MTR VEH INSPTN FY18	2018		(116,344.92)	116,344.92			0.00
				(116,344.92)	116,344.92	0.00	0.00	
186739	STATE IDENTIFICATION PROGRAM	2018		(43,721.03)	43,721.03			0.00
				(43,721.03)	43,721.03	0.00	0.00	
186740	STATE MOTOR VEH REGISTRATION	2018		(74,007.03)	74,007.03			0.00
				(74,007.03)	74,007.03	0.00	0.00	
	<b>Grand Total</b>			<b>(4,746,007.48)</b>	<b>4,706,255.79</b>	<b>0.00</b>	<b>0.00</b>	

County of Maui

Planning		Grant Revenues & Expenditures Quarterly Report - by Index and Fiscal Year as of 9/30/2017						
Index	Index Title	FY	Beginning Fund Balance	Revenue	Expenditures	Transfers In	Transfers Out	Ending Fund Balance
116204	PRIVATE DONATION-PLNNG-HUTAFF	2015	(51.74)					(51.74)
116204	PRIVATE DONATION-PLNNG-HUTAFF	2016	(51.74)		51.74			0.00
				0.00	51.74	0.00	0.00	
146901	COASTAL ZONE MANAGEMENT PRG	2015	124,748.22	(338,696.99)	7,172.00			(206,776.77)
146901	COASTAL ZONE MANAGEMENT PRG	2016	(206,776.77)		206,776.77			0.00
				(338,696.99)	213,948.77	0.00	0.00	
146905	UH SEA GRANT COLLEGE PROGRAM	2015		(65,375.00)	63,018.58			(2,356.42)
146905	UH SEA GRANT COLLEGE PROGRAM	2016	(2,356.42)		2,356.42			0.00
				(65,375.00)	65,375.00	0.00	0.00	
156800	COASTAL ZONE MANAGEMENT FY15	2015			179,312.79			179,312.79
156800	COASTAL ZONE MANAGEMENT FY15	2016	179,312.79	(339,286.41)	159,973.62			0.00
				(339,286.41)	339,286.41	0.00	0.00	
156802	CERTIFIED LOCAL GOVT PRG	2015		(8,677.02)				(8,677.02)
156802	CERTIFIED LOCAL GOVT PRG	2016	(8,677.02)					(8,677.02)
156802	CERTIFIED LOCAL GOVT PRG	2017	(8,677.02)		8,677.02			0.00
				(8,677.02)	8,677.02	0.00	0.00	
166801	COASTAL ZONE MANAGEMENT FY16	2016			194,616.43			194,616.43
166801	COASTAL ZONE MANAGEMENT FY16	2017	194,616.43	(338,948.24)	144,331.81			0.00
				(338,948.24)	338,948.24	0.00	0.00	
176801	COASTAL ZONE MANAGEMENT FY17	2017			218,497.97			218,497.97
176801	COASTAL ZONE MANAGEMENT FY17	2018	218,497.97		9,453.92			227,951.89
				0.00	227,951.89	0.00	0.00	
186801	COASTAL ZONE MANAGEMENT FY18	2018			50,291.65			50,291.65
				0.00	50,291.65	0.00	0.00	
<b>Grand Total</b>				<b>(1,090,983.66)</b>	<b>1,244,530.72</b>	<b>0.00</b>	<b>0.00</b>	

County of Maui

Grant Revenues & Expenditures Quarterly Report - by Index and Fiscal Year as of 9/30/2017

Police

Index	Index Title	FY	Beginning Fund Balance	Revenue	Expenditures	Transfers In	Transfers Out	Ending Fund Balance
106521	G.R.E.A.T ATC000110	2015	304.39					304.39
106521	G.R.E.A.T ATC000110	2016	304.39		(304.39)			0.00
				0.00	(304.39)	0.00	0.00	
106806	D.A.R.E.(DOE)FY10 MOA DO413#5	2015	479.33					479.33
106806	D.A.R.E.(DOE)FY10 MOA DO413#5	2016	479.33		(479.33)			0.00
				0.00	(479.33)	0.00	0.00	
116333	JUVENILE ACCT INCENTIVE DHS01	2015	658.84					658.84
116333	JUVENILE ACCT INCENTIVE DHS01	2016	658.84		(658.84)			0.00
				0.00	(658.84)	0.00	0.00	
116355	MAUI CHILD PASSENGER SAFTEY	2015	(541.18)					(541.18)
116355	MAUI CHILD PASSENGER SAFTEY	2016	(541.18)		541.18			0.00
				0.00	541.18	0.00	0.00	
116363	COPS HIRING PROGRAM	2015	133,325.64	(230,035.92)	96,710.28			0.00
				(230,035.92)	96,710.28	0.00	0.00	
116500	COPS TECHNOLOGY GRANT USDJUSTC	2015	(462.69)					(462.69)
116500	COPS TECHNOLOGY GRANT USDJUSTC	2016	(462.69)		462.69			0.00
				0.00	462.69	0.00	0.00	
116510	BULLETPROOF VEST GRNT USDJUSTC	2015	(13,085.32)					(13,085.32)
116510	BULLETPROOF VEST GRNT USDJUSTC	2016	(13,085.32)		13,085.32			0.00
				0.00	13,085.32	0.00	0.00	
116705	YOUTH GANG DHS-2000-OYS-8048	2015	194.79					194.79
116705	YOUTH GANG DHS-2000-OYS-8048	2016	194.79		(194.79)			0.00
				0.00	(194.79)	0.00	0.00	
116904	SAFE & DRUG FREE SCHLS #2 DHS	2015	(252.05)					(252.05)
116904	SAFE & DRUG FREE SCHLS #2 DHS	2016	(252.05)		252.05			0.00
				0.00	252.05	0.00	0.00	
126300	LLE BLOCK GRANT 2001-LB-BX1458	2015	132.23					132.23
126300	LLE BLOCK GRANT 2001-LB-BX1458	2016	132.23		(132.23)			0.00
				0.00	(132.23)	0.00	0.00	
126331	MPD ROADBLOCK PROGRAM	2015	322.12					322.12
126331	MPD ROADBLOCK PROGRAM	2016	322.12		(322.12)			0.00
				0.00	(322.12)	0.00	0.00	

County of Maui

Grant Revenues & Expenditures Quarterly Report - by Index and Fiscal Year as of 9/30/2017

Police

Index	Index Title	FY	Beginning Fund Balance	Revenue	Expenditures	Transfers In	Transfers Out	Ending Fund Balance
126333	JUV ACT/INC BG DHS-2-OYS-1160A	2015	(7,482.95)					(7,482.95)
126333	JUV ACT/INC BG DHS-2-OYS-1160A	2016	(7,482.95)		7,482.95			0.00
				0.00	7,482.95	0.00	0.00	
126335	JUV ACT/INC BG DHS-2-OYS-1160B	2015	(579.95)					(579.95)
126335	JUV ACT/INC BG DHS-2-OYS-1160B	2016	(579.95)		579.95			0.00
				0.00	579.95	0.00	0.00	
126340	PROHIBITING ALCOHOL SALES TO M	2015	99.31					99.31
126340	PROHIBITING ALCOHOL SALES TO M	2016	99.31					99.31
126340	PROHIBITING ALCOHOL SALES TO M	2017	99.31		(99.31)			0.00
				0.00	(99.31)	0.00	0.00	
126344	MAUI SAFECOMM SPEED	2015	(1,176.53)					(1,176.53)
126344	MAUI SAFECOMM SPEED	2016	(1,176.53)		1,176.53			0.00
				0.00	1,176.53	0.00	0.00	
126355	KEIKI INJURY PRTCTN CLTN	2015	2,383.19					2,383.19
126355	KEIKI INJURY PRTCTN CLTN	2016	2,383.19		(2,383.19)			0.00
				0.00	(2,383.19)	0.00	0.00	
126356	MAUI SEAT BELT ENFORCENMT	2015	11,869.64					11,869.64
126356	MAUI SEAT BELT ENFORCENMT	2016	11,869.64		(11,869.64)			0.00
				0.00	(11,869.64)	0.00	0.00	
126365	FED EQT/SHARING FORFEITURE POL	2015	(863.82)					(863.82)
126365	FED EQT/SHARING FORFEITURE POL	2016	(863.82)					(863.82)
126365	FED EQT/SHARING FORFEITURE POL	2017	(863.82)					(863.82)
126365	FED EQT/SHARING FORFEITURE POL	2018	(863.82)					(863.82)
				0.00	0.00	0.00	0.00	
126399	911 EMERGENCY MEDICAL FY02	2015	(1,200.00)					(1,200.00)
126399	911 EMERGENCY MEDICAL FY02	2016	(1,200.00)		1,200.00			0.00
				0.00	1,200.00	0.00	0.00	
126430	CLANDSTINE LAB RSPNSE TM00DB18	2015	275.72					275.72
126430	CLANDSTINE LAB RSPNSE TM00DB18	2016	275.72		(275.72)			0.00
				0.00	(275.72)	0.00	0.00	
126501	COPS IN SCHOOL AWARD	2015	(38,462.46)					(38,462.46)
126501	COPS IN SCHOOL AWARD	2016	(38,462.46)		38,462.46			0.00

County of Maui

Police		Grant Revenues & Expenditures Quarterly Report - by Index and Fiscal Year as of 9/30/2017						
Index	Index Title	FY	Beginning Fund Balance	Revenue	Expenditures	Transfers In	Transfers Out	Ending Fund Balance
				0.00	38,462.46	0.00	0.00	
126505	S/W MARIJUANA ERAD #01-DB-4	2015	829.73					829.73
126505	S/W MARIJUANA ERAD #01-DB-4	2016	829.73		(829.73)			0.00
				0.00	(829.73)	0.00	0.00	
126550	MARIJUANA ERADICATION DEA 2002	2015	(1,034.82)					(1,034.82)
126550	MARIJUANA ERADICATION DEA 2002	2016	(1,034.82)					(1,034.82)
126550	MARIJUANA ERADICATION DEA 2002	2017	(1,034.82)		1,034.82			0.00
				0.00	1,034.82	0.00	0.00	
126901	SW NARCOTICS TASK FORCE 01DB11	2015	6,500.00					6,500.00
126901	SW NARCOTICS TASK FORCE 01DB11	2016	6,500.00		(6,500.00)			0.00
				0.00	(6,500.00)	0.00	0.00	
126903	SAFE/DRUG FREE SCHOOLS #3 DHS	2015	4,291.33					4,291.33
126903	SAFE/DRUG FREE SCHOOLS #3 DHS	2016	4,291.33		(4,291.33)			0.00
				0.00	(4,291.33)	0.00	0.00	
126905	D.A.R.E.PRGRM(DOE) 02 #18475	2015	1,338.75					1,338.75
126905	D.A.R.E.PRGRM(DOE) 02 #18475	2016	1,338.75		(1,338.75)			0.00
				0.00	(1,338.75)	0.00	0.00	
126908	TRAINING GRANTS-SOH VARIOUS	2015	9,815.45		203.00			10,018.45
126908	TRAINING GRANTS-SOH VARIOUS	2016	10,018.45		(1,154.95)			8,863.50
126908	TRAINING GRANTS-SOH VARIOUS	2017	8,863.50					8,863.50
126908	TRAINING GRANTS-SOH VARIOUS	2018	8,863.50					8,863.50
				0.00	(951.95)	0.00	0.00	
136177	VAWA/SEXUAL ASSAULT EXAMINATIO	2015	24,760.31	(27,719.00)	2,958.69			0.00
				(27,719.00)	2,958.69	0.00	0.00	
136301	STATE E911 WIRELESS COMMISSIO	2015	(10,562.57)					(10,562.57)
136301	STATE E911 WIRELESS COMMISSIO	2016	(10,562.57)		2,466.66			(8,095.91)
136301	STATE E911 WIRELESS COMMISSIO	2017	(8,095.91)		(1,179.73)			(9,275.64)
136301	STATE E911 WIRELESS COMMISSIO	2018	(9,275.64)					(9,275.64)
				0.00	1,286.93	0.00	0.00	
136302	VAWA/DOMESTIC VIOLENCE OUTREAC	2015	240.48	(14,000.00)	16,979.63			3,220.11
136302	VAWA/DOMESTIC VIOLENCE OUTREAC	2016	3,220.11	(24,000.00)	24,573.89			3,794.00
136302	VAWA/DOMESTIC VIOLENCE OUTREAC	2017	3,794.00	(3,794.00)				0.00

County of Maui

Grant Revenues & Expenditures Quarterly Report - by Index and Fiscal Year as of 9/30/2017

Police

Index	Index Title	FY	Beginning Fund Balance	Revenue	Expenditures	Transfers In	Transfers Out	Ending Fund Balance
				(41,794.00)	41,553.52	0.00	0.00	
136303	HIGH INTENSITY DRUG TRAFFICKIN	2015	9,616.40	(46,123.39)	33,506.99			(3,000.00)
136303	HIGH INTENSITY DRUG TRAFFICKIN	2016	(3,000.00)	3,000.00				0.00
				(43,123.39)	33,506.99	0.00	0.00	
136304	JUVENILE ACCT INCENTIVE BLCK	2015	(3,162.20)		3,162.20			0.00
				0.00	3,162.20	0.00	0.00	
136330	DOH-ADAD TOBACCO SALES-MINORS	2015	(1,015.70)					(1,015.70)
136330	DOH-ADAD TOBACCO SALES-MINORS	2016	(1,015.70)		1,015.70			0.00
				0.00	1,015.70	0.00	0.00	
136331	MPD ROADBLOCK PROGRAM	2015	6,926.72	(8,314.20)	1,387.48			0.00
				(8,314.20)	1,387.48	0.00	0.00	
136333	JUV ACT/INCNTV B/G PROJ#P.O.I.	2015	(6,678.32)					(6,678.32)
136333	JUV ACT/INCNTV B/G PROJ#P.O.I.	2016	(6,678.32)		6,678.32			0.00
				0.00	6,678.32	0.00	0.00	
136335	J/ACT/INCNTV/BG PROJ#COMP STRA	2015	(2,226.75)					(2,226.75)
136335	J/ACT/INCNTV/BG PROJ#COMP STRA	2016	(2,226.75)		2,226.75			0.00
				0.00	2,226.75	0.00	0.00	
136344	MAUI SAFE COMM SPEED	2015	(3,110.54)		(414.99)			(3,525.53)
136344	MAUI SAFE COMM SPEED	2016	(3,525.53)		3,525.53			0.00
				0.00	3,110.54	0.00	0.00	
136349	MAUI SPEED ENFORCEMENT	2015	(7,293.90)	8,314.20	(1,020.30)			0.00
				8,314.20	(1,020.30)	0.00	0.00	
136351	MPD DATA RECORDS	2015	6,224.00		(6,224.00)			0.00
				0.00	(6,224.00)	0.00	0.00	
136356	MPD SEATBELT PROGRAM	2015	(32,203.19)					(32,203.19)
136356	MPD SEATBELT PROGRAM	2016	(32,203.19)		32,203.19			0.00
				0.00	32,203.19	0.00	0.00	
136365	FED EQT/SHARING FORFEITURE POL	2015	(134.78)					(134.78)
136365	FED EQT/SHARING FORFEITURE POL	2016	(134.78)					(134.78)
136365	FED EQT/SHARING FORFEITURE POL	2017	(134.78)					(134.78)
136365	FED EQT/SHARING FORFEITURE POL	2018	(134.78)					(134.78)
				0.00	0.00	0.00	0.00	

County of Maui

Grant Revenues & Expenditures Quarterly Report - by Index and Fiscal Year as of 9/30/2017

Police

Index	Index Title	FY	Beginning Fund Balance	Revenue	Expenditures	Transfers In	Transfers Out	Ending Fund Balance
136399	911 EMS FY03LOG#98-320 MOD#5	2015	67,631.31					67,631.31
136399	911 EMS FY03LOG#98-320 MOD#5	2016	67,631.31		(67,631.31)			0.00
				0.00	(67,631.31)	0.00	0.00	
136537	DOH PROHIBITING TOBACCO SALES	2015		(1,625.77)	1,625.77			0.00
				(1,625.77)	1,625.77	0.00	0.00	
136902	TRAINING GRANTS FY2013	2015	(3,273.35)					(3,273.35)
136902	TRAINING GRANTS FY2013	2016	(3,273.35)					(3,273.35)
136902	TRAINING GRANTS FY2013	2017	(3,273.35)					(3,273.35)
136902	TRAINING GRANTS FY2013	2018	(3,273.35)					(3,273.35)
				0.00	0.00	0.00	0.00	
136907	HAWAII NARCOTICS TASK FORCE	2015	9,592.03	(26,469.00)	16,876.97			0.00
				(26,469.00)	16,876.97	0.00	0.00	
136910	HI INTRAGENCY MOBLE POLICE 02	2015	(2,506.82)					(2,506.82)
136910	HI INTRAGENCY MOBLE POLICE 02	2016	(2,506.82)					(2,506.82)
136910	HI INTRAGENCY MOBLE POLICE 02	2017	(2,506.82)					(2,506.82)
136910	HI INTRAGENCY MOBLE POLICE 02	2018	(2,506.82)					(2,506.82)
				0.00	0.00	0.00	0.00	
146026	TRAINING GRANTS FY2014	2015	4,197.47	(4,480.40)	66.80			(216.13)
146026	TRAINING GRANTS FY2014	2016	(216.13)					(216.13)
146026	TRAINING GRANTS FY2014	2017	(216.13)					(216.13)
146026	TRAINING GRANTS FY2014	2018	(216.13)					(216.13)
				(4,480.40)	66.80	0.00	0.00	
146030	STATE E911 WIRELESS COMMISSION	2015	103,873.53	(147,604.59)	43,080.84			(650.22)
146030	STATE E911 WIRELESS COMMISSION	2016	(650.22)	712.20	(61.98)			0.00
				(146,892.39)	43,018.86	0.00	0.00	
146031	911 EMERGENCY MEDICAL SVC	2015	38,556.72	(51,881.09)	13,324.37			0.00
				(51,881.09)	13,324.37	0.00	0.00	
146033	MPD TRAFFIC SERVICES	2015	13,090.21	(35,459.71)	22,369.50			0.00
				(35,459.71)	22,369.50	0.00	0.00	
146034	DISTRACTED DRIVING ENFORCEMENT	2015	18,466.10	(27,890.97)	9,424.87			(0.00)
				(27,890.97)	9,424.87	0.00	0.00	
146037	FFY14 MPD SEAT BELT PROGRAM	2015	11,050.82	(26,547.23)	15,496.41			(0.00)



County of Maui

Grant Revenues & Expenditures Quarterly Report - by Index and Fiscal Year as of 9/30/2017

Police

Index	Index Title	FY	Beginning Fund Balance	Revenue	Expenditures	Transfers In	Transfers Out	Ending Fund Balance
				(26,547.23)	15,496.41	0.00	0.00	
146038	FFY14 SPEED ENFORCEMENT	2015	20,825.10	(53,209.42)	32,384.32			0.00
				(53,209.42)	32,384.32	0.00	0.00	
146039	FFY14 MPD TRAFFIC DATA RECORDS	2015	791.60	(1,562.80)	771.20			0.00
				(1,562.80)	771.20	0.00	0.00	
146042	MPD CHILD RESTRAINT PROJECT	2015	5,915.55	(13,862.77)	8,031.72			84.50
146042	MPD CHILD RESTRAINT PROJECT	2016	84.50		(84.50)			0.00
				(13,862.77)	7,947.22	0.00	0.00	
146044	MPD ROADBLOCK PROGRAM	2015	50,656.39	(104,210.37)	53,553.98			0.00
				(104,210.37)	53,553.98	0.00	0.00	
146045	VIOLENCE AGAINST WOMEN ACT	2015	3,552.68	(6,000.00)	17,813.43			15,366.11
146045	VIOLENCE AGAINST WOMEN ACT	2016	15,366.11	(25,000.00)	10,750.15			1,116.26
146045	VIOLENCE AGAINST WOMEN ACT	2017	1,116.26	(10,000.00)	8,883.74			0.00
				(41,000.00)	37,447.32	0.00	0.00	
146046	JUVENILE ACCT INCENTIVE BLCK	2015	11,230.31	(43,259.99)	39,881.13			7,851.45
146046	JUVENILE ACCT INCENTIVE BLCK	2016	7,851.45	(8,136.30)	284.85			0.00
				(51,396.29)	40,165.98	0.00	0.00	
146047	SW MARIJUANA ERADICATION	2015	320.96	(3,000.00)	4,335.91			1,656.87
146047	SW MARIJUANA ERADICATION	2016	1,656.87	(43,727.00)	42,070.13			0.00
				(46,727.00)	46,406.04	0.00	0.00	
146051	DOMESTIC CANNABIS DEA	2015	(86,815.84)	33,347.54	53,468.30			0.00
				33,347.54	53,468.30	0.00	0.00	
146053	E BYRNE/EPIC AWARENESS	2015		(13,000.00)	14,430.61			1,430.61
146053	E BYRNE/EPIC AWARENESS	2016	1,430.61	(90,944.08)	89,513.47			(0.00)
				(103,944.08)	103,944.08	0.00	0.00	
146365	POLICE FORFEITURES	2015	(9,175.25)					(9,175.25)
146365	POLICE FORFEITURES	2016	(9,175.25)					(9,175.25)
146365	POLICE FORFEITURES	2017	(9,175.25)					(9,175.25)
146365	POLICE FORFEITURES	2018	(9,175.25)					(9,175.25)
				0.00	0.00	0.00	0.00	
146400	911 EMS DOH 04 LOG#04-337	2015	22,572.34					22,572.34
146400	911 EMS DOH 04 LOG#04-337	2016	22,572.34		(22,572.34)			0.00

County of Maui

Grant Revenues & Expenditures Quarterly Report - by Index and Fiscal Year as of 9/30/2017

Police

Index	Index Title	FY	Beginning Fund Balance	Revenue	Expenditures	Transfers In	Transfers Out	Ending Fund Balance
				0.00	(22,572.34)	0.00	0.00	
146502	ANALYTICAL EQUIP & INFO MGT SY	2015	4,813.63					4,813.63
146502	ANALYTICAL EQUIP & INFO MGT SY	2016	4,813.63		(4,813.63)			0.00
				0.00	(4,813.63)	0.00	0.00	
146550	MARIJUANA ERADCTN DEA 2003-51	2015	(6,254.17)					(6,254.17)
146550	MARIJUANA ERADCTN DEA 2003-51	2016	(6,254.17)		322.43			(5,931.74)
146550	MARIJUANA ERADCTN DEA 2003-51	2017	(5,931.74)		5,931.74			0.00
				0.00	6,254.17	0.00	0.00	
146553	DOMESTIC CANNABIS DEA 2004-53	2015	(13,771.67)					(13,771.67)
146553	DOMESTIC CANNABIS DEA 2004-53	2016	(13,771.67)	12,939.15	832.52			0.00
				12,939.15	832.52	0.00	0.00	
156024	TRAINING GRANTS FY2015	2015		(1,921.87)	12,185.39			10,263.52
156024	TRAINING GRANTS FY2015	2016	10,263.52		(4,184.58)			6,078.94
156024	TRAINING GRANTS FY2015	2017	6,078.94					6,078.94
156024	TRAINING GRANTS FY2015	2018	6,078.94					6,078.94
				(1,921.87)	8,000.81	0.00	0.00	
156030	STATE E911 WIRELESS COMMISSION	2015		(602,095.99)	1,127,334.49			525,238.50
156030	STATE E911 WIRELESS COMMISSION	2016	525,238.50	(498,495.20)	283.19			27,026.49
156030	STATE E911 WIRELESS COMMISSION	2017	27,026.49					27,026.49
156030	STATE E911 WIRELESS COMMISSION	2018	27,026.49					27,026.49
				(1,100,591.19)	1,127,617.68	0.00	0.00	
156031	911 EMERGENCY MEDICAL SVC	2015		(250,180.18)	326,103.09			75,922.91
156031	911 EMERGENCY MEDICAL SVC	2016	75,922.91	(91,007.41)	15,084.50			0.00
				(341,187.59)	341,187.59	0.00	0.00	
156033	MPD TRAFFIC SERVICES	2015			33,897.68			33,897.68
156033	MPD TRAFFIC SERVICES	2016	33,897.68	(37,104.52)	3,206.84			0.00
				(37,104.52)	37,104.52	0.00	0.00	
156035	PROHIBIT TOBACCO SALES TO M	2016		(8,921.91)	10,676.39			1,754.48
156035	PROHIBIT TOBACCO SALES TO M	2017	1,754.48	(1,754.48)				0.00
				(10,676.39)	10,676.39	0.00	0.00	
156037	FFY15 MPD SEAT BELT PROGRAM	2015		(17,984.56)	29,143.32			11,158.76
156037	FFY15 MPD SEAT BELT PROGRAM	2016	11,158.76	(23,931.08)	12,772.32			(0.00)

County of Maui

Grant Revenues & Expenditures Quarterly Report - by Index and Fiscal Year as of 9/30/2017

Police

Index	Index Title	FY	Beginning Fund Balance	Revenue	Expenditures	Transfers In	Transfers Out	Ending Fund Balance
				(41,915.64)	41,915.64	0.00	0.00	
156038	FFY15 SPEED ENFORCEMENT	2015		(4,085.65)	28,065.89			23,980.24
156038	FFY15 SPEED ENFORCEMENT	2016	23,980.24	(43,009.95)	19,029.71			0.00
				(47,095.60)	47,095.60	0.00	0.00	
156039	FFY15 MPD TRAFFIC DATA RECORDS	2015		(6,002.78)	16,714.91			10,712.13
156039	FFY15 MPD TRAFFIC DATA RECORDS	2016	10,712.13	(29,412.38)	18,700.25			0.00
				(35,415.16)	35,415.16	0.00	0.00	
156040	DISTRACTED DRIVING ENFORCEMENT	2015		(91.50)	91.50			0.00
156040	DISTRACTED DRIVING ENFORCEMENT	2016		(2,049.41)	2,049.41			0.00
				(2,140.91)	2,140.91	0.00	0.00	
156044	MPD ROADBLOCK PROGRAM	2015		(54,578.20)	135,106.29			80,528.09
156044	MPD ROADBLOCK PROGRAM	2016	80,528.09	(203,039.80)	122,511.71			0.00
				(257,618.00)	257,618.00	0.00	0.00	
156046	KALO PROGRAM	2015		(66,037.64)	88,874.28			22,836.64
156046	KALO PROGRAM	2016	22,836.64	(22,962.36)	125.72			(0.00)
				(89,000.00)	89,000.00	0.00	0.00	
156051	DOMESTIC CANNABIS DEA	2015		(90,000.00)	1,637.82			(88,362.18)
156051	DOMESTIC CANNABIS DEA	2016	(88,362.18)		88,362.18			0.00
				(90,000.00)	90,000.00	0.00	0.00	
156053	HAWAII NARCOTICS TASK FORCE	2015		(11,000.00)	16,389.96			5,389.96
156053	HAWAII NARCOTICS TASK FORCE	2016	5,389.96	(19,510.00)	14,120.04			(0.00)
				(30,510.00)	30,510.00	0.00	0.00	
156054	HIGH INTENSITY DRUG TRAFFICKIN	2015		(32,277.00)	65,295.78			33,018.78
156054	HIGH INTENSITY DRUG TRAFFICKIN	2016	33,018.78	(164,110.00)	131,091.22			(0.00)
				(196,387.00)	196,387.00	0.00	0.00	
156056	MPD CHILD RESTRAINT PROJ	2015		(5,511.83)	12,236.72			6,724.89
156056	MPD CHILD RESTRAINT PROJ	2016	6,724.89	(14,899.11)	8,174.22			0.00
				(20,410.94)	20,410.94	0.00	0.00	
156058	JUVENILE ACCT INCENTIVE BLCK	2015			4,492.24			4,492.24
156058	JUVENILE ACCT INCENTIVE BLCK	2016	4,492.24	(60,248.67)	70,770.76			15,014.33
156058	JUVENILE ACCT INCENTIVE BLCK	2017	15,014.33	(15,014.33)				0.00
				(75,263.00)	75,263.00	0.00	0.00	

County of Maui

Grant Revenues & Expenditures Quarterly Report - by Index and Fiscal Year as of 9/30/2017

Police

Index	Index Title	FY	Beginning Fund Balance	Revenue	Expenditures	Transfers In	Transfers Out	Ending Fund Balance
156333	JUV/ACT/BG POI DHS-05-OYS-2153	2015	(4,956.25)					(4,956.25)
156333	JUV/ACT/BG POI DHS-05-OYS-2153	2016	(4,956.25)		4,956.25			0.00
				0.00	4,956.25	0.00	0.00	
156522	G.R.E.A.T. ATF 2004-JV-FX-0133	2015	(109.70)					(109.70)
156522	G.R.E.A.T. ATF 2004-JV-FX-0133	2016	(109.70)		109.70			0.00
				0.00	109.70	0.00	0.00	
156553	DOMESTIC CANNABIS DEA 2005-60	2015	(3,882.55)					(3,882.55)
156553	DOMESTIC CANNABIS DEA 2005-60	2016	(3,882.55)		3,882.55			0.00
				0.00	3,882.55	0.00	0.00	
156910	HI INTERAGNCY MOBILE POLICE03	2015	(4,278.78)					(4,278.78)
156910	HI INTERAGNCY MOBILE POLICE03	2016	(4,278.78)					(4,278.78)
156910	HI INTERAGNCY MOBILE POLICE03	2017	(4,278.78)					(4,278.78)
156910	HI INTERAGNCY MOBILE POLICE03	2018	(4,278.78)					(4,278.78)
				0.00	0.00	0.00	0.00	
166365	FEDERAL POLICE FORFEITURES	2015	(1,621.35)					(1,621.35)
166365	FEDERAL POLICE FORFEITURES	2016	(1,621.35)					(1,621.35)
166365	FEDERAL POLICE FORFEITURES	2017	(1,621.35)					(1,621.35)
166365	FEDERAL POLICE FORFEITURES	2018	(1,621.35)					(1,621.35)
				0.00	0.00	0.00	0.00	
166508	SW MARIJUANA ERADCTN TASK FRCE	2015	(23,893.00)					(23,893.00)
166508	SW MARIJUANA ERADCTN TASK FRCE	2016	(23,893.00)		23,893.00			0.00
				0.00	23,893.00	0.00	0.00	
166509	POLICE AGAINST STREET SALES06	2015	(422.68)					(422.68)
166509	POLICE AGAINST STREET SALES06	2016	(422.68)					(422.68)
166509	POLICE AGAINST STREET SALES06	2017	(422.68)					(422.68)
166509	POLICE AGAINST STREET SALES06	2018	(422.68)					(422.68)
				0.00	0.00	0.00	0.00	
166829	HC&S COMMUNITY INITIATIVE	2017		(3,000.00)				(3,000.00)
166829	HC&S COMMUNITY INITIATIVE	2018	(3,000.00)					(3,000.00)
				(3,000.00)	0.00	0.00	0.00	
166830	STATE E911 WIRELESS COMMISSION	2016		(666,988.34)	782,335.46			115,347.12
166830	STATE E911 WIRELESS COMMISSION	2017	115,347.12	(73,342.54)	36,558.02			78,562.60
166830	STATE E911 WIRELESS COMMISSION	2018	78,562.60	(78,562.60)				0.00

County of Maui

Grant Revenues & Expenditures Quarterly Report - by Index and Fiscal Year as of 9/30/2017

Police

Index	Index Title	FY	Beginning Fund Balance	Revenue	Expenditures	Transfers In	Transfers Out	Ending Fund Balance
				<u>(818,893.48)</u>	<u>818,893.48</u>	<u>0.00</u>	<u>0.00</u>	
166831	TRAINING GRANTS FY2016	2016			22,561.37			22,561.37
166831	TRAINING GRANTS FY2016	2017	22,561.37	(1,208.70)	(4,005.75)			17,346.92
166831	TRAINING GRANTS FY2016	2018	17,346.92		(1,244.84)			16,102.08
				<u>(1,208.70)</u>	<u>17,310.78</u>	<u>0.00</u>	<u>0.00</u>	
166832	911 EMS DISPATCH COMMUNICATION	2016		(308,018.02)	354,514.44			46,496.42
166832	911 EMS DISPATCH COMMUNICATION	2017	46,496.42	(61,671.72)	15,175.30			(0.00)
				<u>(369,689.74)</u>	<u>369,689.74</u>	<u>0.00</u>	<u>0.00</u>	
166833	DOMESTIC VIOLENCE:STRANGULATIO	2016		(13,000.00)	18,896.22			5,896.22
166833	DOMESTIC VIOLENCE:STRANGULATIO	2017	5,896.22	(33,000.00)	29,507.38			2,403.60
166833	DOMESTIC VIOLENCE:STRANGULATIO	2018	2,403.60	(6,000.00)				(3,596.40)
				<u>(52,000.00)</u>	<u>48,403.60</u>	<u>0.00</u>	<u>0.00</u>	
166834	KALO PROGRAM	2016		(78,721.79)	88,562.40			9,840.61
166834	KALO PROGRAM	2017	9,840.61	(10,278.21)	437.60			0.00
				<u>(89,000.00)</u>	<u>89,000.00</u>	<u>0.00</u>	<u>0.00</u>	
166837	MPD TRAFFIC SERVICES	2016		(2,509.93)	40,278.48			37,768.55
166837	MPD TRAFFIC SERVICES	2017	37,768.55	(37,768.55)				0.00
				<u>(40,278.48)</u>	<u>40,278.48</u>	<u>0.00</u>	<u>0.00</u>	
166838	MPD TRAFFIC DATA RECORDS	2016		(11,724.31)	209,736.68			198,012.37
166838	MPD TRAFFIC DATA RECORDS	2017	198,012.37	(205,619.75)	7,607.38			(0.00)
				<u>(217,344.06)</u>	<u>217,344.06</u>	<u>0.00</u>	<u>0.00</u>	
166839	MPD SPEED ENFORCEMENT	2016		(11,831.47)	76,959.37			65,127.90
166839	MPD SPEED ENFORCEMENT	2017	65,127.90	(100,132.65)	35,004.75			0.00
				<u>(111,964.12)</u>	<u>111,964.12</u>	<u>0.00</u>	<u>0.00</u>	
166840	MPD ROADBLOCK PROGRAM	2016		(68,928.00)	206,644.20			137,716.20
166840	MPD ROADBLOCK PROGRAM	2017	137,716.20	(285,492.30)	147,776.10			(0.00)
				<u>(354,420.30)</u>	<u>354,420.30</u>	<u>0.00</u>	<u>0.00</u>	
166841	DISTRACTED DRIVING ENFORCEMENT	2016		(550.41)	43,866.64			43,316.23
166841	DISTRACTED DRIVING ENFORCEMENT	2017	43,316.23	(46,055.86)	2,739.63			0.00
				<u>(46,606.27)</u>	<u>46,606.27</u>	<u>0.00</u>	<u>0.00</u>	
166842	HAWAII NARCOTICS TASK FORCE	2016		(22,848.00)	22,848.00			0.00
				<u>(22,848.00)</u>	<u>22,848.00</u>	<u>0.00</u>	<u>0.00</u>	

County of Maui

Grant Revenues & Expenditures Quarterly Report - by Index and Fiscal Year as of 9/30/2017

Police

Index	Index Title	FY	Beginning Fund Balance	Revenue	Expenditures	Transfers In	Transfers Out	Ending Fund Balance
166843	MPD SEAT BELT PROGRAM	2016		(2,758.02)	25,872.25			23,114.23
166843	MPD SEAT BELT PROGRAM	2017	23,114.23	(34,571.55)	11,457.32			0.00
				<u>(37,329.57)</u>	<u>37,329.57</u>	<u>0.00</u>	<u>0.00</u>	
166844	HIGH INTENSITY DRUG TRAFFICKIN	2016		(137,822.84)	152,326.62			14,503.78
166844	HIGH INTENSITY DRUG TRAFFICKIN	2017	14,503.78	(45,372.16)	30,868.38			(0.00)
				<u>(183,195.00)</u>	<u>183,195.00</u>	<u>0.00</u>	<u>0.00</u>	
166845	MPD CHILD RESTRAINT PRG	2016		(3,126.80)	13,348.20			10,221.40
166845	MPD CHILD RESTRAINT PRG	2017	10,221.40	(20,545.26)	10,323.86			0.00
				<u>(23,672.06)</u>	<u>23,672.06</u>	<u>0.00</u>	<u>0.00</u>	
166846	E BYRNE MEMORIAL JAG	2017			78,309.00			78,309.00
166846	E BYRNE MEMORIAL JAG	2018	78,309.00					78,309.00
				<u>0.00</u>	<u>78,309.00</u>	<u>0.00</u>	<u>0.00</u>	
166847	HAWAII NARCOTICS TASK FORCE	2016			5,232.48			5,232.48
166847	HAWAII NARCOTICS TASK FORCE	2017	5,232.48	(30,216.68)	24,984.20			0.00
				<u>(30,216.68)</u>	<u>30,216.68</u>	<u>0.00</u>	<u>0.00</u>	
166848	SW MARIJUANA ERADICATION	2016			11,264.04			11,264.04
166848	SW MARIJUANA ERADICATION	2017	11,264.04	(45,641.88)	34,377.84			0.00
				<u>(45,641.88)</u>	<u>45,641.88</u>	<u>0.00</u>	<u>0.00</u>	
166849	BODY WORN CAMERA IMPL PRJ	2017			101,982.22			101,982.22
166849	BODY WORN CAMERA IMPL PRJ	2018	101,982.22	(101,000.00)				982.22
				<u>(101,000.00)</u>	<u>101,982.22</u>	<u>0.00</u>	<u>0.00</u>	
166855	SEX ASSAULT	2016			504.12			504.12
166855	SEX ASSAULT	2017	504.12	(16,000.00)	30,484.10			14,988.22
166855	SEX ASSAULT	2018	14,988.22	(6,000.00)	19,006.77			27,994.99
				<u>(22,000.00)</u>	<u>49,994.99</u>	<u>0.00</u>	<u>0.00</u>	
166856	DRUG ENFORCEMENT AGENCY	2016		(72,000.00)	9,054.50			(62,945.50)
166856	DRUG ENFORCEMENT AGENCY	2017	(62,945.50)		62,945.50			0.00
				<u>(72,000.00)</u>	<u>72,000.00</u>	<u>0.00</u>	<u>0.00</u>	
166857	POSITIVE OUTREACH INTERVENTION	2016			10,647.68			10,647.68
166857	POSITIVE OUTREACH INTERVENTION	2017	10,647.68	(68,112.06)	74,615.32			17,150.94
166857	POSITIVE OUTREACH INTERVENTION	2018	17,150.94					17,150.94
				<u>(68,112.06)</u>	<u>85,263.00</u>	<u>0.00</u>	<u>0.00</u>	

County of Maui

Grant Revenues & Expenditures Quarterly Report - by Index and Fiscal Year as of 9/30/2017

Police

Index	Index Title	FY	Beginning Fund Balance	Revenue	Expenditures	Transfers In	Transfers Out	Ending Fund Balance
166858	PC FORENSIC SCIENCES IMPRV ACT	2017		(7,410.00)	7,410.00			0.00
				<u>(7,410.00)</u>	<u>7,410.00</u>	<u>0.00</u>	<u>0.00</u>	
176360	SW JUVENILE JUSTICE INFM/SYSTEM	2015	(15,964.00)					(15,964.00)
176360	SW JUVENILE JUSTICE INFM/SYSTEM	2016	(15,964.00)		15,964.00			0.00
				<u>0.00</u>	<u>15,964.00</u>	<u>0.00</u>	<u>0.00</u>	
176832	911 EMS DISPATCH COMMUNICATION	2017		(321,314.15)	358,620.34			37,306.19
176832	911 EMS DISPATCH COMMUNICATION	2018	37,306.19	(55,551.68)	18,245.49			0.00
				<u>(376,865.83)</u>	<u>376,865.83</u>	<u>0.00</u>	<u>0.00</u>	
176834	KALO PROGRAM	2017		(79,341.72)	81,473.27			2,131.55
176834	KALO PROGRAM	2018	2,131.55		2,129.02			4,260.57
				<u>(79,341.72)</u>	<u>83,602.29</u>	<u>0.00</u>	<u>0.00</u>	
176837	MPD TRAFFIC SERVICES	2017			34,268.84			34,268.84
176837	MPD TRAFFIC SERVICES	2018	34,268.84	(17,538.70)	29,882.03			46,612.17
				<u>(17,538.70)</u>	<u>64,150.87</u>	<u>0.00</u>	<u>0.00</u>	
176838	MPD TRAFFIC DATA RECORDS	2017		(750.80)	18,353.13			17,602.33
176838	MPD TRAFFIC DATA RECORDS	2018	17,602.33	(13,600.00)	20,495.13			24,497.46
				<u>(14,350.80)</u>	<u>38,848.26</u>	<u>0.00</u>	<u>0.00</u>	
176839	MPD SPEED ENFORCEMENT	2017		(30,312.52)	92,626.14			62,313.62
176839	MPD SPEED ENFORCEMENT	2018	62,313.62	(34,901.84)	15,375.00			42,786.78
				<u>(65,214.36)</u>	<u>108,001.14</u>	<u>0.00</u>	<u>0.00</u>	
176840	MPD ROADBLOCK PROGRAM	2017		(44,608.30)	169,037.87			124,429.57
176840	MPD ROADBLOCK PROGRAM	2018	124,429.57	(42,152.55)	8,523.44			90,800.46
				<u>(86,760.85)</u>	<u>177,561.31</u>	<u>0.00</u>	<u>0.00</u>	
176841	DISTRACTED DRIVING ENFORCEMENT	2017		(3,998.86)	21,601.38			17,602.52
176841	DISTRACTED DRIVING ENFORCEMENT	2018	17,602.52	(10,154.17)				7,448.35
				<u>(14,153.03)</u>	<u>21,601.38</u>	<u>0.00</u>	<u>0.00</u>	
176842	HAWAII NARCOTICS TASK FORCE	2017			8,938.72			8,938.72
176842	HAWAII NARCOTICS TASK FORCE	2018	8,938.72	(15,000.00)	7,888.35			1,827.07
				<u>(15,000.00)</u>	<u>16,827.07</u>	<u>0.00</u>	<u>0.00</u>	
176843	MPD SEAT BELT PROGRAM	2017		(2,359.38)	31,914.32			29,554.94
176843	MPD SEAT BELT PROGRAM	2018	29,554.94	(8,740.30)				20,814.64
				<u>(11,099.68)</u>	<u>31,914.32</u>	<u>0.00</u>	<u>0.00</u>	

County of Maui

Grant Revenues & Expenditures Quarterly Report - by Index and Fiscal Year as of 9/30/2017

Police

Index	Index Title	FY	Beginning Fund Balance	Revenue	Expenditures	Transfers In	Transfers Out	Ending Fund Balance
176844	HIGH INTENSITY DRUG TRAFFICKIN	2017		(80,219.94)	112,520.37			32,300.43
176844	HIGH INTENSITY DRUG TRAFFICKIN	2018	32,300.43	(25,472.48)	6,978.91			13,806.86
				<u>(105,692.42)</u>	<u>119,499.28</u>	<u>0.00</u>	<u>0.00</u>	
176845	MPD CHILD RESTRAINT PRG	2017		(809.60)	15,584.53			14,774.93
176845	MPD CHILD RESTRAINT PRG	2018	14,774.93	(9,621.16)	7,115.47			12,269.24
				<u>(10,430.76)</u>	<u>22,700.00</u>	<u>0.00</u>	<u>0.00</u>	
176846	STATE E911 WIRELESS COMMISSION	2017		(737,601.42)	1,228,691.56			491,090.14
176846	STATE E911 WIRELESS COMMISSION	2018	491,090.14	(485,190.98)	(2,356.38)			3,542.78
				<u>(1,222,792.40)</u>	<u>1,226,335.18</u>	<u>0.00</u>	<u>0.00</u>	
176848	SW MARIJUANA ERADICATION	2017			1,079.61			1,079.61
176848	SW MARIJUANA ERADICATION	2018	1,079.61	(12,000.00)	25,870.24			14,949.85
				<u>(12,000.00)</u>	<u>26,949.85</u>	<u>0.00</u>	<u>0.00</u>	
176852	PROHIBIT TOBACCO SALES TO M	2017		(5,654.48)	5,654.48			0.00
				<u>(5,654.48)</u>	<u>5,654.48</u>	<u>0.00</u>	<u>0.00</u>	
176854	FY16 JAG PROGRAM	2018		0.00	1,812.50			1,812.50
				<u>0.00</u>	<u>1,812.50</u>	<u>0.00</u>	<u>0.00</u>	
176856	DRUG ENFORCEMENT AGENCY	2017		(45,000.00)				(45,000.00)
176856	DRUG ENFORCEMENT AGENCY	2018	(45,000.00)		45,000.00			0.00
				<u>(45,000.00)</u>	<u>45,000.00</u>	<u>0.00</u>	<u>0.00</u>	
176857	POSITIVE OUTREACH INTERVENTION	2017			1,218.20			1,218.20
176857	POSITIVE OUTREACH INTERVENTION	2018	1,218.20		7,714.29			8,932.49
				<u>0.00</u>	<u>8,932.49</u>	<u>0.00</u>	<u>0.00</u>	
186436	DOMESTIC VIOLNC VCTMLSS 02WF17	2015	(20,358.79)					(20,358.79)
186436	DOMESTIC VIOLNC VCTMLSS 02WF17	2016	(20,358.79)		20,358.79			0.00
				<u>0.00</u>	<u>20,358.79</u>	<u>0.00</u>	<u>0.00</u>	
186832	911 EMS DISPATCH COMMUNICATION	2018		(35,685.76)	89,304.98			53,619.22
				<u>(35,685.76)</u>	<u>89,304.98</u>	<u>0.00</u>	<u>0.00</u>	
186834	KALO PROGRAM	2018			539.73			539.73
				<u>0.00</u>	<u>539.73</u>	<u>0.00</u>	<u>0.00</u>	
186844	HIGH INTENSITY DRUG TRAFFIC'G	2018			30,631.92			30,631.92
				<u>0.00</u>	<u>30,631.92</u>	<u>0.00</u>	<u>0.00</u>	
186846	STATE E911 WIRELESS COMMISSION	2018		(89,688.76)	345,204.58			255,515.82



County of Maui

Grant Revenues & Expenditures Quarterly Report - by Index and Fiscal Year as of 9/30/2017

Police

Index	Index Title	FY	Beginning Fund Balance	Revenue	Expenditures	Transfers In	Transfers Out	Ending Fund Balance
				<u>(89,688.76)</u>	<u>345,204.58</u>	<u>0.00</u>	<u>0.00</u>	
196355	MPD CHILD RESTRANT PRG FY09	2015	95.00					95.00
196355	MPD CHILD RESTRANT PRG FY09	2016	95.00		(95.00)			0.00
				<u>0.00</u>	<u>(95.00)</u>	<u>0.00</u>	<u>0.00</u>	
196362	FORFEITURES POLICE STATE	2015	(888.08)					(888.08)
196362	FORFEITURES POLICE STATE	2016	(888.08)					(888.08)
196362	FORFEITURES POLICE STATE	2017	(888.08)					(888.08)
196362	FORFEITURES POLICE STATE	2018	(888.08)					(888.08)
				<u>0.00</u>	<u>0.00</u>	<u>0.00</u>	<u>0.00</u>	
196364	FED. TRY POLICE FORFEITURES	2015	(525.03)					(525.03)
196364	FED. TRY POLICE FORFEITURES	2016	(525.03)					(525.03)
196364	FED. TRY POLICE FORFEITURES	2017	(525.03)					(525.03)
196364	FED. TRY POLICE FORFEITURES	2018	(525.03)					(525.03)
				<u>0.00</u>	<u>0.00</u>	<u>0.00</u>	<u>0.00</u>	
196365	FED.JUSTICE POLICE FORFEITURES	2015	(33,051.04)	(25,000.00)	34,215.96			(23,835.08)
196365	FED.JUSTICE POLICE FORFEITURES	2016	(23,835.08)	5,257.15	(469.54)			(19,047.47)
196365	FED.JUSTICE POLICE FORFEITURES	2017	(19,047.47)	(282,236.67)	238,866.60			(62,417.54)
196365	FED.JUSTICE POLICE FORFEITURES	2018	(62,417.54)	(77,362.41)	39,383.11			(100,396.84)
				<u>(379,341.93)</u>	<u>311,996.13</u>	<u>0.00</u>	<u>0.00</u>	
196901	SW NARCOTICS TASK FORCE 98DB6	2015	(509.30)					(509.30)
196901	SW NARCOTICS TASK FORCE 98DB6	2016	(509.30)		509.30			0.00
				<u>0.00</u>	<u>509.30</u>	<u>0.00</u>	<u>0.00</u>	
196905	WAILEA SPEED ENFORCEMENT	2015	(3,995.64)					(3,995.64)
196905	WAILEA SPEED ENFORCEMENT	2016	(3,995.64)		3,995.64			0.00
				<u>0.00</u>	<u>3,995.64</u>	<u>0.00</u>	<u>0.00</u>	
<b>Grand Total</b>				<b>(8,715,224.60)</b>	<b>9,152,188.61</b>	<b>0.00</b>	<b>0.00</b>	

County of Maui

Fire and Public Safety

Grant Revenues & Expenditures Quarterly Report - by Index and Fiscal Year as of 9/30/2017

Index	Index Title	FY	Beginning Fund Balance	Revenue	Expenditures	Transfers In	Transfers Out	Ending Fund Balance
106033	VOLUNTEER FIRE ASSTNCE DLNR10	2015	(180.05)					(180.05)
106033	VOLUNTEER FIRE ASSTNCE DLNR10	2016	(180.05)					(180.05)
106033	VOLUNTEER FIRE ASSTNCE DLNR10	2017	(180.05)		180.05			0.00
				<u>0.00</u>	<u>180.05</u>	<u>0.00</u>	<u>0.00</u>	
106047	EMS (FIRE)TRAINING (PVT)IAAI	2015	(1,275.81)					(1,275.81)
106047	EMS (FIRE)TRAINING (PVT)IAAI	2016	(1,275.81)					(1,275.81)
106047	EMS (FIRE)TRAINING (PVT)IAAI	2017	(1,275.81)		1,288.15			12.34
106047	EMS (FIRE)TRAINING (PVT)IAAI	2018	12.34					12.34
				<u>0.00</u>	<u>1,288.15</u>	<u>0.00</u>	<u>0.00</u>	
106049	FIRE/LEPC (DOH) HMEP	2015	(28,662.95)	(17,970.73)	6,958.03			(39,675.65)
106049	FIRE/LEPC (DOH) HMEP	2016	(39,675.65)	(13,522.72)	12,389.68			(40,808.69)
106049	FIRE/LEPC (DOH) HMEP	2017	(40,808.69)	(13,610.32)	7,797.36			(46,621.65)
106049	FIRE/LEPC (DOH) HMEP	2018	(46,621.65)		5,459.69			(41,161.96)
				<u>(45,103.77)</u>	<u>32,604.76</u>	<u>0.00</u>	<u>0.00</u>	
116033	VOLUNTEER FIRE ASSTNCE DLNR11	2015	(1,432.15)					(1,432.15)
116033	VOLUNTEER FIRE ASSTNCE DLNR11	2016	(1,432.15)					(1,432.15)
116033	VOLUNTEER FIRE ASSTNCE DLNR11	2017	(1,432.15)		1,432.15			0.00
				<u>0.00</u>	<u>1,432.15</u>	<u>0.00</u>	<u>0.00</u>	
116046	MFD EQUIPMENT PURCHASE EMO1-04	2015	(163.16)					(163.16)
116046	MFD EQUIPMENT PURCHASE EMO1-04	2016	(163.16)					(163.16)
116046	MFD EQUIPMENT PURCHASE EMO1-04	2017	(163.16)		163.16			0.00
				<u>0.00</u>	<u>163.16</u>	<u>0.00</u>	<u>0.00</u>	
116047	PRIVATE DONATIONS-FIRE DEPT	2015	(19,800.48)	(400.00)				(20,200.48)
116047	PRIVATE DONATIONS-FIRE DEPT	2016	(20,200.48)					(20,200.48)
116047	PRIVATE DONATIONS-FIRE DEPT	2017	(20,200.48)	14,800.00				(5,400.48)
116047	PRIVATE DONATIONS-FIRE DEPT	2018	(5,400.48)					(5,400.48)
				<u>14,400.00</u>	<u>0.00</u>	<u>0.00</u>	<u>0.00</u>	
116090	HAZARDOUS MATRLS(HMEP) GRNT11	2015	2,831.60					2,831.60
116090	HAZARDOUS MATRLS(HMEP) GRNT11	2016	2,831.60					2,831.60
116090	HAZARDOUS MATRLS(HMEP) GRNT11	2017	2,831.60		(2,831.60)			0.00
				<u>0.00</u>	<u>(2,831.60)</u>	<u>0.00</u>	<u>0.00</u>	
126090	HMEP HAZARDOUS MATERIALS EM	2015	.60	(.60)				0.00
				<u>(0.60)</u>	<u>0.00</u>	<u>0.00</u>	<u>0.00</u>	

County of Maui

Fire and Public Safety

Grant Revenues & Expenditures Quarterly Report - by Index and Fiscal Year as of 9/30/2017

Index	Index Title	FY	Beginning Fund Balance	Revenue	Expenditures	Transfers In	Transfers Out	Ending Fund Balance
136033	VOLUNTEER FIRE ASSISTANCE FY13	2015	65,187.50	(65,187.50)				0.00
				<u>(65,187.50)</u>	<u>0.00</u>	<u>0.00</u>	<u>0.00</u>	
136046	MFD EQUIPMNT PURCHASE/CPS PRGR	2015	76.94					76.94
136046	MFD EQUIPMNT PURCHASE/CPS PRGR	2016	76.94					76.94
136046	MFD EQUIPMNT PURCHASE/CPS PRGR	2017	76.94		(76.94)			0.00
				<u>0.00</u>	<u>(76.94)</u>	<u>0.00</u>	<u>0.00</u>	
146049	WELLNESS/FITNESS FIRE ACT GRNT	2015	3,000.00					3,000.00
146049	WELLNESS/FITNESS FIRE ACT GRNT	2016	3,000.00					3,000.00
146049	WELLNESS/FITNESS FIRE ACT GRNT	2017	3,000.00		(3,000.00)			0.00
				<u>0.00</u>	<u>(3,000.00)</u>	<u>0.00</u>	<u>0.00</u>	
146102	VOL FIRE ASSISTANCE GRANT FY14	2015	42,899.44		7,100.56			50,000.00
146102	VOL FIRE ASSISTANCE GRANT FY14	2016	50,000.00	(50,000.00)				0.00
				<u>(50,000.00)</u>	<u>7,100.56</u>	<u>0.00</u>	<u>0.00</u>	
146104	NHTSA MFD PNEUMATIC STRUTS	2015	24,998.53	(24,998.53)				0.00
				<u>(24,998.53)</u>	<u>0.00</u>	<u>0.00</u>	<u>0.00</u>	
146105	MONSANTO GRANT FY14	2015			14,800.00			14,800.00
146105	MONSANTO GRANT FY14	2016	14,800.00					14,800.00
146105	MONSANTO GRANT FY14	2017	14,800.00	(14,800.00)				0.00
				<u>(14,800.00)</u>	<u>14,800.00</u>	<u>0.00</u>	<u>0.00</u>	
156055	FIRE SAFETY HSE-EMW2003FP01732	2015	(3,452.10)					(3,452.10)
156055	FIRE SAFETY HSE-EMW2003FP01732	2016	(3,452.10)					(3,452.10)
156055	FIRE SAFETY HSE-EMW2003FP01732	2017	(3,452.10)		3,452.10			0.00
				<u>0.00</u>	<u>3,452.10</u>	<u>0.00</u>	<u>0.00</u>	
156103	VOL FIRE ASSISTANCE GRANT FY15	2016			18,750.00			18,750.00
156103	VOL FIRE ASSISTANCE GRANT FY15	2017	18,750.00	(18,750.00)				0.00
				<u>(18,750.00)</u>	<u>18,750.00</u>	<u>0.00</u>	<u>0.00</u>	
156105	MONSANTO GRANT FY15	2015		(13,086.00)	13,086.00			0.00
				<u>(13,086.00)</u>	<u>13,086.00</u>	<u>0.00</u>	<u>0.00</u>	
156106	MFD HYDRAFUSION STRUTS	2015			27,923.46			27,923.46
156106	MFD HYDRAFUSION STRUTS	2016	27,923.46					27,923.46
156106	MFD HYDRAFUSION STRUTS	2017	27,923.46	(27,923.46)				0.00
				<u>(27,923.46)</u>	<u>27,923.46</u>	<u>0.00</u>	<u>0.00</u>	

County of Maui

Fire and Public Safety

Grant Revenues & Expenditures Quarterly Report - by Index and Fiscal Year as of 9/30/2017

Index	Index Title	FY	Beginning Fund Balance	Revenue	Expenditures	Transfers In	Transfers Out	Ending Fund Balance
166057	FIRE INOPERABILITY GRT FE15141	2015	(95.66)					(95.66)
166057	FIRE INOPERABILITY GRT FE15141	2016	(95.66)					(95.66)
166057	FIRE INOPERABILITY GRT FE15141	2017	(95.66)		95.66			0.00
				<u>0.00</u>	<u>95.66</u>	<u>0.00</u>	<u>0.00</u>	
166732	OLOWALU FIRE BRK COMP WUI	2016			18,850.00			18,850.00
166732	OLOWALU FIRE BRK COMP WUI	2017	18,850.00	(20,822.50)	1,972.50			0.00
				<u>(20,822.50)</u>	<u>20,822.50</u>	<u>0.00</u>	<u>0.00</u>	
176112	FIREMAN'S FUND INSURANCE CO	2015	(166.97)					(166.97)
176112	FIREMAN'S FUND INSURANCE CO	2016	(166.97)					(166.97)
176112	FIREMAN'S FUND INSURANCE CO	2017	(166.97)					(166.97)
176112	FIREMAN'S FUND INSURANCE CO	2018	(166.97)					(166.97)
				<u>0.00</u>	<u>0.00</u>	<u>0.00</u>	<u>0.00</u>	
176733	FY15 ASSISTANCE TO FIRF GRANTS	2018		(471,462.00)	469,497.36			(1,964.64)
				<u>(471,462.00)</u>	<u>469,497.36</u>	<u>0.00</u>	<u>0.00</u>	
176820	MAKENA LIFEGUARD SERVICES	2017		(454,851.75)	588,358.67			133,506.92
176820	MAKENA LIFEGUARD SERVICES	2018	133,506.92	(151,617.25)	17,445.70			(664.63)
				<u>(606,469.00)</u>	<u>605,804.37</u>	<u>0.00</u>	<u>0.00</u>	
186033	USDA RURAL 1ST RESPNDR LANAI	2015	(9,083.35)					(9,083.35)
186033	USDA RURAL 1ST RESPNDR LANAI	2016	(9,083.35)					(9,083.35)
186033	USDA RURAL 1ST RESPNDR LANAI	2017	(9,083.35)					(9,083.35)
186033	USDA RURAL 1ST RESPNDR LANAI	2018	(9,083.35)					(9,083.35)
				<u>0.00</u>	<u>0.00</u>	<u>0.00</u>	<u>0.00</u>	
186034	USDA RURAL 1ST RESPNDR MOLOKAI	2015	(3,548.03)					(3,548.03)
186034	USDA RURAL 1ST RESPNDR MOLOKAI	2016	(3,548.03)					(3,548.03)
186034	USDA RURAL 1ST RESPNDR MOLOKAI	2017	(3,548.03)					(3,548.03)
186034	USDA RURAL 1ST RESPNDR MOLOKAI	2018	(3,548.03)					(3,548.03)
				<u>0.00</u>	<u>0.00</u>	<u>0.00</u>	<u>0.00</u>	
186820	MAKENA LIFEGUARD SERVICES	2018			134,040.31			134,040.31
				<u>0.00</u>	<u>134,040.31</u>	<u>0.00</u>	<u>0.00</u>	
196050	FIRE TRAINING GRANT (CHEVRON)	2015	(1,540.00)					(1,540.00)
196050	FIRE TRAINING GRANT (CHEVRON)	2016	(1,540.00)					(1,540.00)
196050	FIRE TRAINING GRANT (CHEVRON)	2017	(1,540.00)	(1,500.00)	3,547.97			507.97
196050	FIRE TRAINING GRANT (CHEVRON)	2018	507.97					507.97

County of Maui

Fire and Public Safety

Grant Revenues & Expenditures Quarterly Report - by Index and Fiscal Year as of 9/30/2017

Index	Index Title	FY	Beginning Fund Balance	Revenue	Expenditures	Transfers In	Transfers Out	Ending Fund Balance
				(1,500.00)	3,547.97	0.00	0.00	
196051	FIREFIGHTERS CHARTABLE FNDATN	2015	(550.00)					(550.00)
196051	FIREFIGHTERS CHARTABLE FNDATN	2016	(550.00)					(550.00)
196051	FIREFIGHTERS CHARTABLE FNDATN	2017	(550.00)					(550.00)
196051	FIREFIGHTERS CHARTABLE FNDATN	2018	(550.00)					(550.00)
				0.00	0.00	0.00	0.00	
196055	FEMA FIRE TRAINING FUNDS	2015	8,539.44		647.76			9,187.20
196055	FEMA FIRE TRAINING FUNDS	2016	9,187.20	(3,081.76)	3,081.76			9,187.20
196055	FEMA FIRE TRAINING FUNDS	2017	9,187.20	(4,041.00)	3,746.00			8,892.20
196055	FEMA FIRE TRAINING FUNDS	2018	8,892.20					8,892.20
				(7,122.76)	7,475.52	0.00	0.00	
<b>Grand Total</b>				<b>(1,352,826.12)</b>	<b>1,356,155.54</b>	<b>0.00</b>	<b>0.00</b>	

County of Maui

Emergency Management Agency

Grant Revenues & Expenditures Quarterly Report - by Index and Fiscal Year as of 9/30/2017

Index	Index Title	FY	Beginning Fund Balance	Revenue	Expenditures	Transfers In	Transfers Out	Ending Fund Balance
106050	FFY09 LAW ENFRMNT TERRSM PRVN	2015	159.36		(159.36)			0.00
				0.00	(159.36)	0.00	0.00	
106051	FFY09 CITIZEN CORPS PRG	2015	(11,440.51)	(6,881.85)	18,322.36			(0.00)
				(6,881.85)	18,322.36	0.00	0.00	
106053	FFY09 ST HOMELAND SECURITY	2015	159.28		(159.28)			0.00
				0.00	(159.28)	0.00	0.00	
106056	INTROPRBL EMERGNCY COMM GRNT	2015	835.79					835.79
106056	INTROPRBL EMERGNCY COMM GRNT	2016	835.79	(7,792.46)	6,956.67			0.00
				(7,792.46)	6,956.67	0.00	0.00	
116051	FFY10 CITIZENS CORP PRG	2015	(14,229.52)	(2,717.10)	16,946.62			0.00
				(2,717.10)	16,946.62	0.00	0.00	
116053	FFY10 ST HOMELAND SECURITY PRG	2015	(520.55)					(520.55)
116053	FFY10 ST HOMELAND SECURITY PRG	2016	(520.55)		520.55			0.00
				0.00	520.55	0.00	0.00	
126051	FFY11 STATEWIDE OUTREACH/CCP	2015	545.25	(1,124.63)	579.38			0.00
				(1,124.63)	579.38	0.00	0.00	
126053	FFY11 ST HOMELAND SECURITY PRG	2015	(1,764.60)	(222,470.52)	224,235.12			0.00
				(222,470.52)	224,235.12	0.00	0.00	
136052	FFY12 COM'TY OUTREACH / CCP	2015	10,004.57	(29,831.68)	21,946.54			2,119.43
136052	FFY12 COM'TY OUTREACH / CCP	2016	2,119.43	(2,982.08)	862.65			0.00
				(32,813.76)	22,809.19	0.00	0.00	
136053	FFY12 ST HOMELAND SECURITY GRT	2015	(17,660.90)	(182,458.22)	199,943.47			(175.65)
136053	FFY12 ST HOMELAND SECURITY GRT	2016	(175.65)		175.65			0.00
				(182,458.22)	200,119.12	0.00	0.00	
136057	INOPERABLE ER COMMUNICATIONS	2015	10.00	(10.00)				0.00
				(10.00)	0.00	0.00	0.00	
146200	EMERGENCY MGT PERFORMANCE GRT	2015			45,328.04			45,328.04
146200	EMERGENCY MGT PERFORMANCE GRT	2016	45,328.04	(114,620.50)	69,292.46			0.00
				(114,620.50)	114,620.50	0.00	0.00	
146201	FFY13 ST HOMELAND SECURITY	2015	71,043.28	(194,390.21)	144,668.40			21,321.47
146201	FFY13 ST HOMELAND SECURITY	2016	21,321.47	(214,076.31)	192,754.84			0.00
				(408,466.52)	337,423.24	0.00	0.00	

County of Maui

Emergency Management Agency

Grant Revenues & Expenditures Quarterly Report - by Index and Fiscal Year as of 9/30/2017

Index	Index Title	FY	Beginning Fund Balance	Revenue	Expenditures	Transfers In	Transfers Out	Ending Fund Balance
146202	FFY13 SHSG COMTY&CITIZEN PREP	2015		(2,646.02)	6,186.82			3,540.80
146202	FFY13 SHSG COMTY&CITIZEN PREP	2016	3,540.80	(9,221.96)	5,681.16			0.00
				<u>(11,867.98)</u>	<u>11,867.98</u>	<u>0.00</u>	<u>0.00</u>	
146203	FFY09 PORT SECURITY GRANT PRG	2015	156,800.00	(271,264.00)	114,464.00			0.00
				<u>(271,264.00)</u>	<u>114,464.00</u>	<u>0.00</u>	<u>0.00</u>	
156201	ST HOMELAND SECURITY	2015		(4,800.00)	4,800.00			0.00
156201	ST HOMELAND SECURITY	2016		(116,085.65)	245,950.09			129,864.44
156201	ST HOMELAND SECURITY	2017	129,864.44	(404,508.01)	274,643.57			0.00
				<u>(525,393.66)</u>	<u>525,393.66</u>	<u>0.00</u>	<u>0.00</u>	
156203	CITIZENS CORPS PRG	2016		(14,204.62)	24,111.64			9,907.02
156203	CITIZENS CORPS PRG	2017	9,907.02	(9,907.02)				0.00
				<u>(24,111.64)</u>	<u>24,111.64</u>	<u>0.00</u>	<u>0.00</u>	
156205	EMERGENCY MGT PERFORMANCE GRT	2015			13,500.00			13,500.00
156205	EMERGENCY MGT PERFORMANCE GRT	2016	13,500.00	(100,000.00)	86,500.00			(0.00)
				<u>(100,000.00)</u>	<u>100,000.00</u>	<u>0.00</u>	<u>0.00</u>	
166701	EMERGENCY MGT PERFORMANCE GRT	2016			100,000.00			100,000.00
166701	EMERGENCY MGT PERFORMANCE GRT	2017	100,000.00	(100,000.00)				0.00
				<u>(100,000.00)</u>	<u>100,000.00</u>	<u>0.00</u>	<u>0.00</u>	
166702	ST HOMELAND SECURITY	2016		(66,511.16)	134,814.61			68,303.45
166702	ST HOMELAND SECURITY	2017	68,303.45	(234,128.62)	492,441.85			326,616.68
166702	ST HOMELAND SECURITY	2018	326,616.68	(290,294.87)	55,705.19			92,027.00
				<u>(590,934.65)</u>	<u>682,961.65</u>	<u>0.00</u>	<u>0.00</u>	
176701	EMERGENCY MGT PERFORMANCE GRT	2017			99,981.24			99,981.24
176701	EMERGENCY MGT PERFORMANCE GRT	2018	99,981.24					99,981.24
				<u>0.00</u>	<u>99,981.24</u>	<u>0.00</u>	<u>0.00</u>	
176702	ST HOMELAND SECURITY	2017			19,308.26			19,308.26
176702	ST HOMELAND SECURITY	2018	19,308.26	(4,931.96)	12,537.20			26,913.50
				<u>(4,931.96)</u>	<u>31,845.46</u>	<u>0.00</u>	<u>0.00</u>	
<b>Grand Total</b>				<b>(2,607,859.45)</b>	<b>2,632,839.74</b>	<b>0.00</b>	<b>0.00</b>	

County of Maui

Housing and Human Concerns

Grant Revenues & Expenditures Quarterly Report - by Index and Fiscal Year as of 9/30/2017

Index	Index Title	FY	Beginning Fund Balance	Revenue	Expenditures	Transfers In	Transfers Out	Ending Fund Balance
106568	HOME ADMIN EXPENSE (98)	2015	(5.34)	5.34				0.00
				5.34	0.00	0.00	0.00	
106604	AGING/DISABLT Y RSC CTR ST/HI	2015	46,647.96					46,647.96
106604	AGING/DISABLT Y RSC CTR ST/HI	2016	46,647.96		(46,647.96)			(0.00)
				0.00	(46,647.96)	0.00	0.00	
106607	HAWAII COMM LIVING 2010.11N	2015	(1,301.48)					(1,301.48)
106607	HAWAII COMM LIVING 2010.11N	2016	(1,301.48)		1,301.48			0.00
				0.00	1,301.48	0.00	0.00	
106737	SENIOR CENTER ACTIVITIES 99/00	2015	(5,999.92)		(.08)			(6,000.00)
106737	SENIOR CENTER ACTIVITIES 99/00	2016	(6,000.00)					(6,000.00)
106737	SENIOR CENTER ACTIVITIES 99/00	2017	(6,000.00)	6,000.00				0.00
				6,000.00	(0.08)	0.00	0.00	
116210	MAUI TO WORK PROGRAM (MEO)	2015	(131,728.99)		131,728.99			0.00
				0.00	131,728.99	0.00	0.00	
116570	HOME- 1ST TIME HMEBYRS-PROJ IN	2015		(18,842.22)	18,842.22			0.00
116570	HOME- 1ST TIME HMEBYRS-PROJ IN	2016		(21,161.09)	21,161.09			0.00
				(40,003.31)	40,003.31	0.00	0.00	
116601	HOSPITAL DISCHARGE PLNG GRNT	2015	12,145.28					12,145.28
116601	HOSPITAL DISCHARGE PLNG GRNT	2016	12,145.28		(12,145.28)			0.00
				0.00	(12,145.28)	0.00	0.00	
116602	AGING/DSABLTY RSRC CTR 2010N	2015	(11,474.00)					(11,474.00)
116602	AGING/DSABLTY RSRC CTR 2010N	2016	(11,474.00)		10,843.80			(630.20)
116602	AGING/DSABLTY RSRC CTR 2010N	2017	(630.20)		630.20			0.00
				0.00	11,474.00	0.00	0.00	
116608	ARRA09 HEALTHY AGING PARTNRSH	2015	(510.55)					(510.55)
116608	ARRA09 HEALTHY AGING PARTNRSH	2016	(510.55)					(510.55)
116608	ARRA09 HEALTHY AGING PARTNRSH	2017	(510.55)		510.55			0.00
				0.00	510.55	0.00	0.00	
116613	AGING TIII DHHS FY11 MA201103	2015	27,222.65					27,222.65
116613	AGING TIII DHHS FY11 MA201103	2016	27,222.65		(27,222.65)			0.00
				0.00	(27,222.65)	0.00	0.00	
116614	ELDER ABUSE RELATED SVCS FY11	2015	(3,663.89)					(3,663.89)



County of Maui

Housing and Human Concerns

Grant Revenues & Expenditures Quarterly Report - by Index and Fiscal Year as of 9/30/2017

Index	Index Title	FY	Beginning Fund Balance	Revenue	Expenditures	Transfers In	Transfers Out	Ending Fund Balance
116614	ELDER ABUSE RELATED SVCS FY11	2016	(3,663.89)					(3,663.89)
116614	ELDER ABUSE RELATED SVCS FY11	2017	(3,663.89)		3,663.89			0.00
				0.00	3,663.89	0.00	0.00	
116647	EOA/DOH MA.KC.FB10-11.A FY11	2015	(6,458.74)					(6,458.74)
116647	EOA/DOH MA.KC.FB10-11.A FY11	2016	(6,458.74)		3,120.00			(3,338.74)
116647	EOA/DOH MA.KC.FB10-11.A FY11	2017	(3,338.74)		3,338.74			0.00
				0.00	6,458.74	0.00	0.00	
116717	HOME FFY10 KAHAWAI APT	2015	25,114.19	(251,307.42)	226,193.23			0.00
				(251,307.42)	226,193.23	0.00	0.00	
116718	HOME FFY10 ADMINISTRATION	2015	3,924.72	(4,211.23)	31,000.15			30,713.64
116718	HOME FFY10 ADMINISTRATION	2016	30,713.64	(38,816.67)	8,103.03			0.00
				(43,027.90)	39,103.18	0.00	0.00	
116738	MSC LEISURE FY2011	2015	(1,743.57)		1,703.88			(39.69)
116738	MSC LEISURE FY2011	2016	(39.69)		39.69			0.00
				0.00	1,743.57	0.00	0.00	
116752	I&A OUTREACH AGING 00/01	2015	(597.02)					(597.02)
116752	I&A OUTREACH AGING 00/01	2016	(597.02)					(597.02)
116752	I&A OUTREACH AGING 00/01	2017	(597.02)		597.02			0.00
				0.00	597.02	0.00	0.00	
126601	HOSPITAL DISCHARGE PLNG GRNT	2015	9,980.80					9,980.80
126601	HOSPITAL DISCHARGE PLNG GRNT	2016	9,980.80		(9,980.80)			0.00
				0.00	(9,980.80)	0.00	0.00	
126602	AGING/DSABLTY RSRC CTR 2010N	2015	(4,472.07)					(4,472.07)
126602	AGING/DSABLTY RSRC CTR 2010N	2016	(4,472.07)		4,472.07			0.00
				0.00	4,472.07	0.00	0.00	
126605	RSVP 2002 DVSA 61523 P74-4101	2015	1,730.00					1,730.00
126605	RSVP 2002 DVSA 61523 P74-4101	2016	1,730.00					1,730.00
126605	RSVP 2002 DVSA 61523 P74-4101	2017	1,730.00		(1,730.00)			0.00
				0.00	(1,730.00)	0.00	0.00	
126609	ARRA09 HEALTHY AGING PARTNRSH	2015	(2,259.82)					(2,259.82)
126609	ARRA09 HEALTHY AGING PARTNRSH	2016	(2,259.82)					(2,259.82)
126609	ARRA09 HEALTHY AGING PARTNRSH	2017	(2,259.82)		2,259.82			0.00

County of Maui

Housing and Human Concerns

Grant Revenues & Expenditures Quarterly Report - by Index and Fiscal Year as of 9/30/2017

Index	Index Title	FY	Beginning Fund Balance	Revenue	Expenditures	Transfers In	Transfers Out	Ending Fund Balance
				0.00	2,259.82	0.00	0.00	
126613	AGING TIII DHHS FY12	2015	(61,962.49)		61,412.11			(550.38)
126613	AGING TIII DHHS FY12	2016	(550.38)		64.03			(486.35)
126613	AGING TIII DHHS FY12	2017	(486.35)		486.35			0.00
				0.00	61,962.49	0.00	0.00	
126643	MENTAL HEALTH TRANSFORM GRT	2015	(15.53)	15.53				0.00
				15.53	0.00	0.00	0.00	
126647	AGING EOA/DOH KUPUNA CARE FY12	2015	92,424.49					92,424.49
126647	AGING EOA/DOH KUPUNA CARE FY12	2016	92,424.49					92,424.49
126647	AGING EOA/DOH KUPUNA CARE FY12	2017	92,424.49	(92,424.49)				0.00
				(92,424.49)	0.00	0.00	0.00	
126716	HOME FFY09 KAHAWAI APT.	2015	155,991.38	(155,991.38)				0.00
				(155,991.38)	0.00	0.00	0.00	
126719	HOME FFY08 CHDO MMSSH1 CNST	2015	59.78	(59.78)				0.00
				(59.78)	0.00	0.00	0.00	
126720	HOME FFY08 CHDO MMSSH1 CNST	2015	36.12	(36.12)				0.00
				(36.12)	0.00	0.00	0.00	
126728	HOME FFY2009-2 MMSSH1 CONSTR	2015	5,923.91	(5,923.91)				0.00
				(5,923.91)	0.00	0.00	0.00	
126735	HOME FFY11 ADMINISTRATION	2015	16,708.35	(34,735.27)	37,192.35			19,165.43
126735	HOME FFY11 ADMINISTRATION	2016	19,165.43	(19,983.90)	818.47			(0.00)
				(54,719.17)	38,010.82	0.00	0.00	
126738	MSC LEISURE FY2012	2015	(61,324.43)		10,815.48			(50,508.95)
126738	MSC LEISURE FY2012	2016	(50,508.95)		19,886.24			(30,622.71)
126738	MSC LEISURE FY2012	2017	(30,622.71)		6,806.43			(23,816.28)
126738	MSC LEISURE FY2012	2018	(23,816.28)		11,846.04			(11,970.24)
				0.00	49,354.19	0.00	0.00	
136402	HEALTHY AGING PARTNERSHIP	2015	11,470.26	(25,014.00)	48,617.88			35,074.14
136402	HEALTHY AGING PARTNERSHIP	2016	35,074.14	(36,315.00)	1,240.86			0.00
				(61,329.00)	49,858.74	0.00	0.00	
136613	AGING TITLE III PROGRAMS	2015	35,865.45	(37,672.00)				(1,806.55)
136613	AGING TITLE III PROGRAMS	2016	(1,806.55)		1,147.87			(658.68)

County of Maui

Housing and Human Concerns

Grant Revenues & Expenditures Quarterly Report - by Index and Fiscal Year as of 9/30/2017

Index	Index Title	FY	Beginning Fund Balance	Revenue	Expenditures	Transfers In	Transfers Out	Ending Fund Balance
136613	AGING TITLE III PROGRAMS	2017	(658.68)		658.68			0.00
				(37,672.00)	1,806.55	0.00	0.00	
136615	ELDER ABUSE PREVENTION SFY13	2015	4.03		60.00			64.03
136615	ELDER ABUSE PREVENTION SFY13	2016	64.03		(64.03)			0.00
				0.00	(4.03)	0.00	0.00	
136616	ELDER ABUSE PREVENTION SFY12	2015			11,777.65			11,777.65
136616	ELDER ABUSE PREVENTION SFY12	2016	11,777.65		(11,777.65)			0.00
				0.00	0.00	0.00	0.00	
136639	NSIP NUTRITION SVCS INCENTIVE	2015	(.25)	.25				0.00
				0.25	0.00	0.00	0.00	
136647	KUPUNA CARE PROGRAM	2015	(33,810.19)		4,253.44			(29,556.75)
136647	KUPUNA CARE PROGRAM	2016	(29,556.75)		18,356.90		10,996.66	(203.19)
136647	KUPUNA CARE PROGRAM	2017	(203.19)		203.19			0.00
				0.00	22,813.53	0.00	10,996.66	
136649	AGING & DISABILITY RESOURCE	2015	175,667.21	(196,813.00)	18,992.59			(2,153.20)
136649	AGING & DISABILITY RESOURCE	2016	(2,153.20)		2,153.20			0.00
				(196,813.00)	21,145.79	0.00	0.00	
136712	CONGREGATE MEALS TITLE III	2015	18,868.71					18,868.71
136712	CONGREGATE MEALS TITLE III	2016	18,868.71		(18,868.71)			0.00
				0.00	(18,868.71)	0.00	0.00	
136730	HOME DELIVERED MLS TITLE III	2015	13,924.74		(13,924.74)			0.00
				0.00	(13,924.74)	0.00	0.00	
136732	CONGREGATE MLS PVT DONATION	2015	(2,189.31)		2,186.33			(2.98)
136732	CONGREGATE MLS PVT DONATION	2016	(2.98)		2.98			0.00
				0.00	2,189.31	0.00	0.00	
136738	LEISURE ACTIVITIES FY13	2015	(3,751.68)		220.00			(3,531.68)
136738	LEISURE ACTIVITIES FY13	2016	(3,531.68)					(3,531.68)
136738	LEISURE ACTIVITIES FY13	2017	(3,531.68)		3,531.68			0.00
				0.00	3,751.68	0.00	0.00	
136805	CHILDCARE DEVELOPMENT	2015	48,273.00					48,273.00
136805	CHILDCARE DEVELOPMENT	2016	48,273.00					48,273.00
136805	CHILDCARE DEVELOPMENT	2017	48,273.00		(48,273.00)			0.00

County of Maui

Housing and Human Concerns

Grant Revenues & Expenditures Quarterly Report - by Index and Fiscal Year as of 9/30/2017

Index	Index Title	FY	Beginning Fund Balance	Revenue	Expenditures	Transfers In	Transfers Out	Ending Fund Balance
				0.00	(48,273.00)	0.00	0.00	
137731	SEC 8 HSG ADMIN PRG FY2013	2015	(93,294.86)				93,294.86	0.00
				0.00	0.00	0.00	93,294.86	
146401	KUPUNA CARE PROGRAM SF14	2015	867,394.25	(912,389.00)	72,662.27		10,996.66	38,664.18
146401	KUPUNA CARE PROGRAM SF14	2016	38,664.18	(39,752.00)	(18,179.33)		19,267.15	0.00
				(952,141.00)	54,482.94	0.00	30,263.81	
146402	ELDER ABUSE PREVENTION SF14	2015	26,491.07	(26,492.00)				(0.93)
146402	ELDER ABUSE PREVENTION SF14	2016	(.93)		.93			0.00
				(26,492.00)	0.93	0.00	0.00	
146403	HOME DELIVERED MLS PVT DONATIO	2015	(7,297.50)		7,297.50			0.00
				0.00	7,297.50	0.00	0.00	
146405	LEISURE ACTIVITIES FY14	2015	(52,058.09)		855.00			(51,203.09)
146405	LEISURE ACTIVITIES FY14	2016	(51,203.09)					(51,203.09)
146405	LEISURE ACTIVITIES FY14	2017	(51,203.09)					(51,203.09)
146405	LEISURE ACTIVITIES FY14	2018	(51,203.09)		8,181.15			(43,021.94)
				0.00	9,036.15	0.00	0.00	
146408	ASSISTED TRANSPORTATION FY14	2015	71,641.75			(71,641.75)		0.00
				0.00	0.00	(71,641.75)	0.00	
146409	CONGREGATE MEALS TITTLE III	2015	(9,651.90)		9,651.90			0.00
				0.00	9,651.90	0.00	0.00	
146420	CONGREGATE MEALS NSIP FY14	2015	(26,720.00)		26,720.00	(547.00)		(547.00)
146420	CONGREGATE MEALS NSIP FY14	2016	(547.00)		1,010.00	(463.00)		0.00
				0.00	27,730.00	(1,010.00)	0.00	
146421	HOME DELIVERED MEALS - STATE	2015			10,996.66	(10,996.66)		0.00
				0.00	10,996.66	(10,996.66)	0.00	
146424	HOME DELIVERED MEALS NSIP FY14	2015	(17,094.00)		17,089.74			(4.26)
146424	HOME DELIVERED MEALS NSIP FY14	2016	(4.26)		4.26			0.00
				0.00	17,094.00	0.00	0.00	
146426	HOME DELIVERED MEALS TITTLE III	2015			4,187.30	(4,187.30)		0.00
				0.00	4,187.30	(4,187.30)	0.00	
146427	AGING TITTLE III PROGRAMS	2015	321,109.79	(1,677.00)	97,276.77			416,709.56
146427	AGING TITTLE III PROGRAMS	2016	416,709.56	(488,404.89)	(11,468.15)		83,163.48	0.00

County of Maui

Housing and Human Concerns

Grant Revenues & Expenditures Quarterly Report - by Index and Fiscal Year as of 9/30/2017

Index	Index Title	FY	Beginning Fund Balance	Revenue	Expenditures	Transfers In	Transfers Out	Ending Fund Balance
				(490,081.89)	85,808.62	0.00	83,163.48	
146428	CARE TRANSITIONS PROGRAM	2015	7,864.08	(61,290.00)	52,838.92			(587.00)
146428	CARE TRANSITIONS PROGRAM	2016	(587.00)	(6,480.00)	1,229.00			(5,838.00)
146428	CARE TRANSITIONS PROGRAM	2017	(5,838.00)		5,838.00			0.00
				(67,770.00)	59,905.92	0.00	0.00	
146429	AGING & DISABILITY RESOURCE	2015	87,669.28	(161,102.00)	242,053.34	(3,817.00)	4,259.00	169,062.62
146429	AGING & DISABILITY RESOURCE	2016	169,062.62	(222,474.00)	53,411.38			0.00
				(383,576.00)	295,464.72	(3,817.00)	4,259.00	
146430	AGING TITLE III VOLUNTARY	2016		(10,357.25)	10,357.25			0.00
				(10,357.25)	10,357.25	0.00	0.00	
146440	HEALTHY AGING PARTNERSHIP	2015	2,906.25	(16,789.00)	87,515.75			73,633.00
146440	HEALTHY AGING PARTNERSHIP	2016	73,633.00	(73,633.00)				0.00
				(90,422.00)	87,515.75	0.00	0.00	
146441	RSVP RETIRED & SR VOL PRG	2015	18,597.35	(67,930.00)	49,332.65			0.00
				(67,930.00)	49,332.65	0.00	0.00	
146442	NSIP NUTRITION SVCS INCENTIVE	2015	91,346.00	(91,893.00)			547.00	0.00
146442	NSIP NUTRITION SVCS INCENTIVE	2016		(463.00)			463.00	0.00
				(92,356.00)	0.00	0.00	1,010.00	
147480	SEC 8 HOUSING VOUCHER FY2014	2015	(1,049,879.32)		(1,776.73)		1,051,656.05	0.00
				0.00	(1,776.73)	0.00	1,051,656.05	
147481	SEC 8 HOUSING ADMIN FY2014	2015	(75,621.14)		2,039.76		73,581.38	0.00
				0.00	2,039.76	0.00	73,581.38	
156401	KUPUNA CARE PROGRAM	2015		(116,744.00)	723,816.81		190,660.13	797,732.94
156401	KUPUNA CARE PROGRAM	2016	797,732.94	(936,434.00)	112,540.68		26,159.67	(0.71)
156401	KUPUNA CARE PROGRAM	2017	(.71)		.71			0.00
				(1,053,178.00)	836,358.20	0.00	216,819.80	
156402	ELDER ABUSE PREVENTION SY15	2015			3,817.20			3,817.20
156402	ELDER ABUSE PREVENTION SY15	2016	3,817.20	(4,611.00)	9,870.44			9,076.64
156402	ELDER ABUSE PREVENTION SY15	2017	9,076.64	(21,880.11)	12,803.47			0.00
				(26,491.11)	26,491.11	0.00	0.00	
156403	HOME DELIVERED MLS PVT DONATIO	2015		(84,091.56)	84,091.56			0.00
				(84,091.56)	84,091.56	0.00	0.00	

County of Maui

Housing and Human Concerns

Grant Revenues & Expenditures Quarterly Report - by Index and Fiscal Year as of 9/30/2017

Index	Index Title	FY	Beginning Fund Balance	Revenue	Expenditures	Transfers In	Transfers Out	Ending Fund Balance
156404	CONGREGATE MLS PVT DONATION	2015		(113,875.84)	113,875.84			0.00
				<u>(113,875.84)</u>	<u>113,875.84</u>	<u>0.00</u>	<u>0.00</u>	
156405	LEISURE ACTIVITIES FY15	2015		(101,569.50)	20,452.78			(81,116.72)
156405	LEISURE ACTIVITIES FY15	2016	(81,116.72)		13,696.15			(67,420.57)
156405	LEISURE ACTIVITIES FY15	2017	(67,420.57)		19,062.67			(48,357.90)
156405	LEISURE ACTIVITIES FY15	2018	(48,357.90)					(48,357.90)
				<u>(101,569.50)</u>	<u>53,211.60</u>	<u>0.00</u>	<u>0.00</u>	
156408	ASSISTED TRANSPORT PVT	2015		(15,776.87)	15,776.87			0.00
				<u>(15,776.87)</u>	<u>15,776.87</u>	<u>0.00</u>	<u>0.00</u>	
156409	CONGREGATE MEALS TITTLE III	2015			143,477.46	(104,116.77)		39,360.69
156409	CONGREGATE MEALS TITTLE III	2016	39,360.69			(39,360.69)		0.00
				<u>0.00</u>	<u>143,477.46</u>	<u>(143,477.46)</u>	<u>0.00</u>	
156410	ASSISTED TRANSPORT-KUPUNA	2015			172,000.00	(147,517.13)		24,482.87
156410	ASSISTED TRANSPORT-KUPUNA	2016	24,482.87			(24,482.87)		0.00
				<u>0.00</u>	<u>172,000.00</u>	<u>(172,000.00)</u>	<u>0.00</u>	
156411	BANFIELD CHARITABLE TRUST	2015		(1,000.00)	312.64			(687.36)
156411	BANFIELD CHARITABLE TRUST	2016	(687.36)		687.36			0.00
				<u>(1,000.00)</u>	<u>1,000.00</u>	<u>0.00</u>	<u>0.00</u>	
156420	CONGREGATE MEALS NSIP FY15	2015			30,524.50			30,524.50
156420	CONGREGATE MEALS NSIP FY15	2016	30,524.50		43,640.50	(74,165.00)		0.00
				<u>0.00</u>	<u>74,165.00</u>	<u>(74,165.00)</u>	<u>0.00</u>	
156421	HOME DELIVERED MEALS KUPUNA	2015			93,000.00	(65,143.00)		27,857.00
156421	HOME DELIVERED MEALS KUPUNA	2016	27,857.00		(26,180.20)	(1,676.80)		0.00
				<u>0.00</u>	<u>66,819.80</u>	<u>(66,819.80)</u>	<u>0.00</u>	
156424	HOME DELIVERED MEALS NSIP FY15	2015			18,017.25			18,017.25
156424	HOME DELIVERED MEALS NSIP FY15	2016	18,017.25		41,982.75	(60,000.00)		0.00
				<u>0.00</u>	<u>60,000.00</u>	<u>(60,000.00)</u>	<u>0.00</u>	
156426	HOME DELIVERED MLS TITLE III	2015			113,819.80	(85,599.98)		28,219.82
156426	HOME DELIVERED MLS TITLE III	2016	28,219.82		26,180.20	(54,400.02)		0.00
				<u>0.00</u>	<u>140,000.00</u>	<u>(140,000.00)</u>	<u>0.00</u>	
156427	AGING TITLE III PRGS	2015			336,983.76		193,904.05	530,887.81
156427	AGING TITLE III PRGS	2016	530,887.81	(718,308.53)	97,537.90		95,429.71	5,546.89

County of Maui

Housing and Human Concerns

Grant Revenues & Expenditures Quarterly Report - by Index and Fiscal Year as of 9/30/2017

Index	Index Title	FY	Beginning Fund Balance	Revenue	Expenditures	Transfers In	Transfers Out	Ending Fund Balance
156427	AGING TITLE III PRGS	2017	5,546.89	(15,151.22)	10,388.36		516.00	1,300.03
156427	AGING TITLE III PRGS	2018	1,300.03	(1,165.72)	19,308.23		.24	19,442.78
				<u>(734,625.47)</u>	<u>464,218.25</u>	<u>0.00</u>	<u>289,850.00</u>	
156429	AGING & DISABILITY RESOURCE	2015			67,818.99		71,641.75	139,460.74
156429	AGING & DISABILITY RESOURCE	2016	139,460.74	(425,955.00)	617,879.55		(71,641.75)	259,743.54
156429	AGING & DISABILITY RESOURCE	2017	259,743.54	(538,516.82)	325,497.76			46,724.48
156429	AGING & DISABILITY RESOURCE	2018	46,724.48	(72,773.94)	86,124.25			60,074.79
				<u>(1,037,245.76)</u>	<u>1,097,320.55</u>	<u>0.00</u>	<u>0.00</u>	
156440	HEALTHY AGING PARTNERSHIP	2015			5,692.01			5,692.01
156440	HEALTHY AGING PARTNERSHIP	2016	5,692.01	(5,949.44)	19,661.15			19,403.72
156440	HEALTHY AGING PARTNERSHIP	2017	19,403.72	(144,052.47)	141,121.38			16,472.63
156440	HEALTHY AGING PARTNERSHIP	2018	16,472.63	(22,504.22)	8,600.47			2,568.88
				<u>(172,506.13)</u>	<u>175,075.01</u>	<u>0.00</u>	<u>0.00</u>	
156441	RSVP RETIRED & SR VOL PRG	2015			13,983.61			13,983.61
156441	RSVP RETIRED & SR VOL PRG	2016	13,983.61	(68,850.00)	54,866.39			0.00
				<u>(68,850.00)</u>	<u>68,850.00</u>	<u>0.00</u>	<u>0.00</u>	
156442	NSIP NUTRITION SVCS INCENTIVE	2016		(134,165.00)			134,165.00	0.00
				<u>(134,165.00)</u>	<u>0.00</u>	<u>0.00</u>	<u>134,165.00</u>	
156443	HEALTHY AGING VOL CONTRIB	2015		(32,970.35)				(32,970.35)
156443	HEALTHY AGING VOL CONTRIB	2016	(32,970.35)	(43,158.81)	68,142.78			(7,986.38)
156443	HEALTHY AGING VOL CONTRIB	2017	(7,986.38)	(37,011.00)	6,796.42			(38,200.96)
156443	HEALTHY AGING VOL CONTRIB	2018	(38,200.96)	(8,067.25)	4,317.50			(41,950.71)
				<u>(121,207.41)</u>	<u>79,256.70</u>	<u>0.00</u>	<u>0.00</u>	
156445	A&B KOKUA GIVING CONTRIB	2015		(20,000.00)				(20,000.00)
156445	A&B KOKUA GIVING CONTRIB	2016	(20,000.00)		20,000.00			0.00
				<u>(20,000.00)</u>	<u>20,000.00</u>	<u>0.00</u>	<u>0.00</u>	
156447	HOME FFY14 KULAMALU REPRG	2015		(124,467.40)	124,467.40			0.00
156447	HOME FFY14 KULAMALU REPRG	2016			(21,161.09)			(21,161.09)
156447	HOME FFY14 KULAMALU REPRG	2017	(21,161.09)		21,161.09			0.00
				<u>(124,467.40)</u>	<u>124,467.40</u>	<u>0.00</u>	<u>0.00</u>	
156449	HOME FFY14 ADMINISTRATION	2015			829.80			829.80
156449	HOME FFY14 ADMINISTRATION	2016	829.80	(34,661.70)	44,530.64			10,698.74
156449	HOME FFY14 ADMINISTRATION	2017	10,698.74	(46,162.04)	45,451.65			9,988.35

County of Maui

Housing and Human Concerns

Grant Revenues & Expenditures Quarterly Report - by Index and Fiscal Year as of 9/30/2017

Index	Index Title	FY	Beginning Fund Balance	Revenue	Expenditures	Transfers In	Transfers Out	Ending Fund Balance
156449	HOME FFY14 ADMINISTRATION	2018	9,988.35		12,174.03			22,162.38
				(80,823.74)	102,986.12	0.00	0.00	
156450	HOME FFY14 KULAMALU AH PRJ	2016		(140,111.60)	318,802.62			178,691.02
156450	HOME FFY14 KULAMALU AH PRJ	2017	178,691.02	(2,008,784.27)	1,920,093.25			90,000.00
156450	HOME FFY14 KULAMALU AH PRJ	2018	90,000.00	(90,000.00)	24,519.13			24,519.13
				(2,238,895.87)	2,263,415.00	0.00	0.00	
157480	SEC 8 HOUSING VOUCHER FY15	2015		(12,299,374.00)	14,014,592.49	(1,921,656.00)	42,750.67	(163,686.84)
157480	SEC 8 HOUSING VOUCHER FY15	2016	(163,686.84)	(129,483.00)	(7,629.00)		300,798.84	0.00
				(12,428,857.00)	14,006,963.49	(1,921,656.00)	343,549.51	
157481	SEC 8 HOUSING ADMIN FY15	2015		(1,258,380.80)	1,168,009.68	(20,116.00)		(110,487.12)
157481	SEC 8 HOUSING ADMIN FY15	2016	(110,487.12)	(37,701.50)	834.81		147,353.81	0.00
				(1,296,082.30)	1,168,844.49	(20,116.00)	147,353.81	
166714	HOME FFY04 ADMINISTRATION	2015			151.25			151.25
166714	HOME FFY04 ADMINISTRATION	2016	151.25	(7,447.07)	7,295.82			0.00
				(7,447.07)	7,447.07	0.00	0.00	
166738	MSC LEISURE ACTIVITY FY06	2015	(13,707.51)		13,592.72			(114.79)
166738	MSC LEISURE ACTIVITY FY06	2016	(114.79)		114.79			0.00
				0.00	13,707.51	0.00	0.00	
166741	KUPUNA CARE PROGRAM	2016		(235,326.00)	577,758.16		177,408.70	519,840.86
166741	KUPUNA CARE PROGRAM	2017	519,840.86	(702,169.07)	133,297.25		54,925.30	5,894.34
166741	KUPUNA CARE PROGRAM	2018	5,894.34	(75,732.93)	68,838.59			(1,000.00)
				(1,013,228.00)	779,894.00	0.00	232,334.00	
166757	A&B KOKUA GIVING CONTRIB	2016		(20,000.00)	10,389.07			(9,610.93)
166757	A&B KOKUA GIVING CONTRIB	2017	(9,610.93)		9,610.93			0.00
				(20,000.00)	20,000.00	0.00	0.00	
166758	ASSISTED TRANSPORT PVT	2016		(12,773.86)	12,773.86			0.00
				(12,773.86)	12,773.86	0.00	0.00	
166759	CONGREGATE MEALS NSIP FY16	2016			17,782.20	(17,782.00)		0.20
166759	CONGREGATE MEALS NSIP FY16	2017	.20		42,821.80	(42,822.00)		0.00
				0.00	60,604.00	(60,604.00)	0.00	
166760	CONGREGATE MLS PVT DONATION	2016		(104,068.22)	104,068.22			0.00
				(104,068.22)	104,068.22	0.00	0.00	



County of Maui

Housing and Human Concerns

Grant Revenues & Expenditures Quarterly Report - by Index and Fiscal Year as of 9/30/2017

Index	Index Title	FY	Beginning Fund Balance	Revenue	Expenditures	Transfers In	Transfers Out	Ending Fund Balance
166761	HOME DELIVERED MEALS NSIP FY16	2016			15,078.00	(15,078.00)		0.00
166761	HOME DELIVERED MEALS NSIP FY16	2017			45,817.00	(45,817.00)		0.00
				0.00	60,895.00	(60,895.00)	0.00	
166762	HOME DEL MEALS PVT DONATION	2016		(77,532.17)	77,532.17			0.00
				(77,532.17)	77,532.17	0.00	0.00	
166763	LEISURE ACTIVITIES FY16	2016		(110,808.61)	19,386.97			(91,421.64)
166763	LEISURE ACTIVITIES FY16	2017	(91,421.64)		6,199.07			(85,222.57)
166763	LEISURE ACTIVITIES FY16	2018	(85,222.57)					(85,222.57)
				(110,808.61)	25,586.04	0.00	0.00	
166764	ASSIST TRANSPORT-KUPUNA	2016			79,036.76	(79,036.76)		0.00
				0.00	79,036.76	(79,036.76)	0.00	
166765	CONGREGATE MEALS TITTLE III	2016			131,367.88	(131,367.88)		(0.00)
				0.00	131,367.88	(131,367.88)	0.00	
166766	HOME DELIVERED MEALS KUPUNA	2016			56,994.00	(56,994.00)		0.00
				0.00	56,994.00	(56,994.00)	0.00	
166767	HOME DELIVERED MLS TITTLE III	2016			130,925.08	(130,925.08)		(0.00)
				0.00	130,925.08	(130,925.08)	0.00	
166768	MATSON FOUNDATION CONTRIB	2016		(2,000.00)				(2,000.00)
166768	MATSON FOUNDATION CONTRIB	2017	(2,000.00)					(2,000.00)
166768	MATSON FOUNDATION CONTRIB	2018	(2,000.00)					(2,000.00)
				(2,000.00)	0.00	0.00	0.00	
166769	AGING TITTLE III PRGS	2016		(201,014.00)	260,265.14		177,460.48	236,711.62
166769	AGING TITTLE III PRGS	2017	236,711.62	(526,977.09)	221,272.39		74,618.26	5,625.18
166769	AGING TITTLE III PRGS	2018	5,625.18	(5,707.91)	11,742.12	(32.50)	32.50	11,659.39
				(733,699.00)	493,279.65	(32.50)	252,111.24	
166770	KUPUNA CARE VOL CONTRIB	2016		(220.00)				(220.00)
166770	KUPUNA CARE VOL CONTRIB	2017	(220.00)					(220.00)
166770	KUPUNA CARE VOL CONTRIB	2018	(220.00)	(50.00)				(270.00)
				(270.00)	0.00	0.00	0.00	
166771	RSVP RETIRED & SR VOL PRG	2016			11,854.91			11,854.91
166771	RSVP RETIRED & SR VOL PRG	2017	11,854.91	(69,350.00)	57,495.09			0.00
				(69,350.00)	69,350.00	0.00	0.00	

County of Maui

Housing and Human Concerns

Grant Revenues & Expenditures Quarterly Report - by Index and Fiscal Year as of 9/30/2017

Index	Index Title	FY	Beginning Fund Balance	Revenue	Expenditures	Transfers In	Transfers Out	Ending Fund Balance
166772	NUTRITION SVCS INCENTIVE	2016					32,860.00	32,860.00
166772	NUTRITION SVCS INCENTIVE	2017	32,860.00	(121,499.00)			88,639.00	0.00
				<u>(121,499.00)</u>	<u>0.00</u>	<u>0.00</u>	<u>121,499.00</u>	
166773	ELDER ABUSE PREVENTION SY16	2017		(7,322.60)	24,500.94			17,178.34
166773	ELDER ABUSE PREVENTION SY16	2018	17,178.34	(19,169.40)	1,991.06			0.00
				<u>(26,492.00)</u>	<u>26,492.00</u>	<u>0.00</u>	<u>0.00</u>	
166774	STRATEGIC PREVENTION FRAMEWRK	2017		(19,156.92)	48,826.74			29,669.82
166774	STRATEGIC PREVENTION FRAMEWRK	2018	29,669.82	(28,450.06)	2,548.97			3,768.73
				<u>(47,606.98)</u>	<u>51,375.71</u>	<u>0.00</u>	<u>0.00</u>	
167480	SEC 8 HOUSING VOUCHER FY16	2016		(16,354,200.09)	15,909,362.52		34,908.04	(409,929.53)
167480	SEC 8 HOUSING VOUCHER FY16	2017	(409,929.53)		176,702.77		231,186.76	(2,040.00)
167480	SEC 8 HOUSING VOUCHER FY16	2018	(2,040.00)					(2,040.00)
				<u>(16,354,200.09)</u>	<u>16,086,065.29</u>	<u>0.00</u>	<u>266,094.80</u>	
167481	SEC 8 HOUSING ADMIN FY16	2016		(1,350,847.88)	1,279,918.10	(75,000.00)		(145,929.78)
167481	SEC 8 HOUSING ADMIN FY16	2017	(145,929.78)		157.34		142,250.23	(3,522.21)
167481	SEC 8 HOUSING ADMIN FY16	2018	(3,522.21)					(3,522.21)
				<u>(1,350,847.88)</u>	<u>1,280,075.44</u>	<u>(75,000.00)</u>	<u>142,250.23</u>	
167482	FSS COORDINATOR GRANT	2016		(44,621.00)	28,957.00			(15,664.00)
167482	FSS COORDINATOR GRANT	2017	(15,664.00)		15,664.00			0.00
				<u>(44,621.00)</u>	<u>44,621.00</u>	<u>0.00</u>	<u>0.00</u>	
176600	AGING TIII-A EDUC/TRNG 97	2015	.10	(.10)				0.00
176600	AGING TIII-A EDUC/TRNG 97	2016		.10				0.10
176600	AGING TIII-A EDUC/TRNG 97	2017	.10					0.10
176600	AGING TIII-A EDUC/TRNG 97	2018	.10					0.10
				<u>0.00</u>	<u>0.00</u>	<u>0.00</u>	<u>0.00</u>	
176738	MSC LEISURE ACTIVITY FY07	2015	(20,725.19)		12,816.30			(7,908.89)
176738	MSC LEISURE ACTIVITY FY07	2016	(7,908.89)		5,351.57			(2,557.32)
176738	MSC LEISURE ACTIVITY FY07	2017	(2,557.32)		2,557.32			0.00
				<u>0.00</u>	<u>20,725.19</u>	<u>0.00</u>	<u>0.00</u>	
176741	KUPUNA CARE PROGRAM	2017		(328,757.33)	393,666.76		109,324.97	174,234.40
176741	KUPUNA CARE PROGRAM	2018	174,234.40	(108,255.73)	15,241.63		15,480.68	96,700.98
				<u>(437,013.06)</u>	<u>408,908.39</u>	<u>0.00</u>	<u>124,805.65</u>	

County of Maui

Housing and Human Concerns

Grant Revenues & Expenditures Quarterly Report - by Index and Fiscal Year as of 9/30/2017

Index	Index Title	FY	Beginning Fund Balance	Revenue	Expenditures	Transfers In	Transfers Out	Ending Fund Balance
176757	ELDERLY LUNCH-A&B KOKUA	2017		(20,000.00)	17,186.99			(2,813.01)
176757	ELDERLY LUNCH-A&B KOKUA	2018	(2,813.01)					(2,813.01)
				<u>(20,000.00)</u>	<u>17,186.99</u>	<u>0.00</u>	<u>0.00</u>	
176758	ASSTD TRANSPORT PVT CONTRIB	2017		(16,106.38)	16,106.38			0.00
				<u>(16,106.38)</u>	<u>16,106.38</u>	<u>0.00</u>	<u>0.00</u>	
176759	CONGREGATE MEALS NSIP FY17	2017			12,485.00			12,485.00
176759	CONGREGATE MEALS NSIP FY17	2018	12,485.00		7,078.50			19,563.50
				<u>0.00</u>	<u>19,563.50</u>	<u>0.00</u>	<u>0.00</u>	
176760	CONGREGATE MLS PVT DONATION	2017		(89,699.85)	89,699.85			(0.00)
				<u>(89,699.85)</u>	<u>89,699.85</u>	<u>0.00</u>	<u>0.00</u>	
176761	HOME DELIVERED MEALS NSIP FY17	2017			30,538.00			30,538.00
176761	HOME DELIVERED MEALS NSIP FY17	2018	30,538.00			(30,538.00)		0.00
				<u>0.00</u>	<u>30,538.00</u>	<u>(30,538.00)</u>	<u>0.00</u>	
176762	HOME DEL MEALS PVT DONATION	2017		(98,243.97)	98,243.97			(0.00)
				<u>(98,243.97)</u>	<u>98,243.97</u>	<u>0.00</u>	<u>0.00</u>	
176763	LEISURE ACTIVITIES FY17	2017		(121,489.31)	19,126.85			(102,362.46)
176763	LEISURE ACTIVITIES FY17	2018	(102,362.46)					(102,362.46)
				<u>(121,489.31)</u>	<u>19,126.85</u>	<u>0.00</u>	<u>0.00</u>	
176764	ASSIST TRANSPORT-KUPUNA	2017			117,970.88	(117,970.88)		0.00
				<u>0.00</u>	<u>117,970.88</u>	<u>(117,970.88)</u>	<u>0.00</u>	
176765	CONGREGATE MEALS TITTLE III	2017			115,356.52	(115,356.52)		(0.00)
				<u>0.00</u>	<u>115,356.52</u>	<u>(115,356.52)</u>	<u>0.00</u>	
176766	HOME DELIVERED MEALS KUPUNA	2017			92,334.00	(92,334.00)		(0.00)
				<u>0.00</u>	<u>92,334.00</u>	<u>(92,334.00)</u>	<u>0.00</u>	
176767	HOME DELIVERED MLS TITLE III	2017			100,457.57	(100,457.57)		(0.00)
				<u>0.00</u>	<u>100,457.57</u>	<u>(100,457.57)</u>	<u>0.00</u>	
176769	AGING TITLE III PRGS	2017		(202,362.61)	253,860.32		133,828.44	185,326.15
176769	AGING TITLE III PRGS	2018	185,326.15	(209,908.87)	81,498.01		(.24)	56,915.05
				<u>(412,271.48)</u>	<u>335,358.33</u>	<u>0.00</u>	<u>133,828.20</u>	
176771	RSVP RETIRED & SR VOL PRG	2017			14,974.55			14,974.55
176771	RSVP RETIRED & SR VOL PRG	2018	14,974.55	(14,920.00)	15,294.85			15,349.40
				<u>(14,920.00)</u>	<u>30,269.40</u>	<u>0.00</u>	<u>0.00</u>	

County of Maui

Housing and Human Concerns

Grant Revenues & Expenditures Quarterly Report - by Index and Fiscal Year as of 9/30/2017

Index	Index Title	FY	Beginning Fund Balance	Revenue	Expenditures	Transfers In	Transfers Out	Ending Fund Balance
176772	NUTRITION SVCS INCENTIVE	2017		(61,076.00)				(61,076.00)
176772	NUTRITION SVCS INCENTIVE	2018	(61,076.00)				30,538.00	(30,538.00)
				<u>(61,076.00)</u>	<u>0.00</u>	<u>0.00</u>	<u>30,538.00</u>	
176773	ELDER ABUSE PREVENTION SY17	2017			2,806.60			2,806.60
176773	ELDER ABUSE PREVENTION SY17	2018	2,806.60	(815.54)	(1,991.06)			0.00
				<u>(815.54)</u>	<u>815.54</u>	<u>0.00</u>	<u>0.00</u>	
177480	SEC 8 HOUSING VOUCHER FY17	2017		(18,125,176.76)	18,094,383.20		30,793.56	(0.00)
177480	SEC 8 HOUSING VOUCHER FY17	2018			1,026.00			1,026.00
				<u>(18,125,176.76)</u>	<u>18,095,409.20</u>	<u>0.00</u>	<u>30,793.56</u>	
177481	SEC 8 HOUSING ADMIN FY17	2017		(1,366,149.75)	1,366,149.75			0.00
				<u>(1,366,149.75)</u>	<u>1,366,149.75</u>	<u>0.00</u>	<u>0.00</u>	
177712	SEC.8 FAMILY SELF-SUFFICIENT	2015	(77,369.16)	(360.40)	73,971.22	(63,416.84)		(67,175.18)
177712	SEC.8 FAMILY SELF-SUFFICIENT	2016	(67,175.18)	(689.94)	18,546.80	(34,908.04)		(84,226.36)
177712	SEC.8 FAMILY SELF-SUFFICIENT	2017	(84,226.36)	(1,048.09)	5,752.57	(30,793.56)		(110,315.44)
177712	SEC.8 FAMILY SELF-SUFFICIENT	2018	(110,315.44)	(358.47)		(7,034.00)		(117,707.91)
				<u>(2,456.90)</u>	<u>98,270.59</u>	<u>(136,152.44)</u>	<u>0.00</u>	
186408	ASSTD TRANSPORT F&E - COUNTY	2018			10,000.00	(10,000.00)		0.00
				<u>0.00</u>	<u>10,000.00</u>	<u>(10,000.00)</u>	<u>0.00</u>	
186612	AGING TIII-B DHHS 97/98	2015	1.26	(1.26)				0.00
186612	AGING TIII-B DHHS 97/98	2016		1.26				1.26
186612	AGING TIII-B DHHS 97/98	2017	1.26					1.26
186612	AGING TIII-B DHHS 97/98	2018	1.26					1.26
				<u>0.00</u>	<u>0.00</u>	<u>0.00</u>	<u>0.00</u>	
186646	AGING TIII-B 98 S/H POS	2015	3.00	(3.00)				0.00
				<u>(3.00)</u>	<u>0.00</u>	<u>0.00</u>	<u>0.00</u>	
186741	KUPUNA CARE PROGRAM	2018			7,018.45			7,018.45
				<u>0.00</u>	<u>7,018.45</u>	<u>0.00</u>	<u>0.00</u>	
186751	ASSISTED TRANSPORTN SH POS08	2015	(56,699.02)		14,532.49			(42,166.53)
186751	ASSISTED TRANSPORTN SH POS08	2016	(42,166.53)		8,395.19			(33,771.34)
186751	ASSISTED TRANSPORTN SH POS08	2017	(33,771.34)					(33,771.34)
186751	ASSISTED TRANSPORTN SH POS08	2018	(33,771.34)		28,948.03			(4,823.31)
				<u>0.00</u>	<u>51,875.71</u>	<u>0.00</u>	<u>0.00</u>	

County of Maui

Housing and Human Concerns

Grant Revenues & Expenditures Quarterly Report - by Index and Fiscal Year as of 9/30/2017

Index	Index Title	FY	Beginning Fund Balance	Revenue	Expenditures	Transfers In	Transfers Out	Ending Fund Balance
186757	ELDERLY LUNCH-A&B KOKUA	2018		(20,000.00)	20,000.00			0.00
				<u>(20,000.00)</u>	<u>20,000.00</u>	<u>0.00</u>	<u>0.00</u>	
186758	ASSTD TRANSPORT PVT CONTRIB	2018		(3,133.15)	2,285.50			(847.65)
				<u>(3,133.15)</u>	<u>2,285.50</u>	<u>0.00</u>	<u>0.00</u>	
186760	CONGREGATE MLS PVT DONATION	2018		(24,197.27)	18,898.96			(5,298.31)
				<u>(24,197.27)</u>	<u>18,898.96</u>	<u>0.00</u>	<u>0.00</u>	
186762	HOME DEL MEALS PVT DONATION	2018		(24,026.15)	16,699.78			(7,326.37)
				<u>(24,026.15)</u>	<u>16,699.78</u>	<u>0.00</u>	<u>0.00</u>	
186763	LEISURE ACTIVITIES FY18	2018		(26,184.84)	4,428.81			(21,756.03)
				<u>(26,184.84)</u>	<u>4,428.81</u>	<u>0.00</u>	<u>0.00</u>	
186764	ASSIST TRANSPORT-KUPUNA	2018		0.00	13,599.76	(5,480.68)		8,119.08
				<u>0.00</u>	<u>13,599.76</u>	<u>(5,480.68)</u>	<u>0.00</u>	
186765	CONGREGATE MEALS TITTLE III	2018		0.00	17,009.25			17,009.25
				<u>0.00</u>	<u>17,009.25</u>	<u>0.00</u>	<u>0.00</u>	
186766	HOME DEL MEALS KUPUNA	2018		0.00	11,126.08			11,126.08
				<u>0.00</u>	<u>11,126.08</u>	<u>0.00</u>	<u>0.00</u>	
186767	HOME DELIVERED MLS TITLE III	2018		0.00	11,681.71			11,681.71
				<u>0.00</u>	<u>11,681.71</u>	<u>0.00</u>	<u>0.00</u>	
187480	SEC 8 HOUSING VOUCHER FY18	2018		(5,001,586.19)	4,615,621.37		7,034.00	(378,930.82)
				<u>(5,001,586.19)</u>	<u>4,615,621.37</u>	<u>0.00</u>	<u>7,034.00</u>	
187481	SEC 8 HOUSING ADMIN FY18	2018		(447,055.51)	325,563.57			(121,491.94)
				<u>(447,055.51)</u>	<u>325,563.57</u>	<u>0.00</u>	<u>0.00</u>	
187482	FSS COORDINATOR GRANT	2018		(5,607.00)	5,607.00			0.00
				<u>(5,607.00)</u>	<u>5,607.00</u>	<u>0.00</u>	<u>0.00</u>	
196718	HOME FFY08 ADMINISTRATION	2015	(26,430.35)					(26,430.35)
196718	HOME FFY08 ADMINISTRATION	2016	(26,430.35)	27,119.23	(688.88)			0.00
				<u>27,119.23</u>	<u>(688.88)</u>	<u>0.00</u>	<u>0.00</u>	
197741	SEC8 HSG ASST PYMTS(HAP)-NRA	2015	(608,662.60)	(2,000.97)		(93,294.91)	650,782.17	(53,176.31)
197741	SEC8 HSG ASST PYMTS(HAP)-NRA	2016	(53,176.31)	(629.83)		(300,798.84)		(354,604.98)
197741	SEC8 HSG ASST PYMTS(HAP)-NRA	2017	(354,604.98)	(523,624.50)	6,670.00	(231,186.76)		(1,102,746.24)
197741	SEC8 HSG ASST PYMTS(HAP)-NRA	2018	(1,102,746.24)	(3,011.01)				(1,105,757.25)
				<u>(529,266.31)</u>	<u>6,670.00</u>	<u>(625,280.51)</u>	<u>650,782.17</u>	

County of Maui

Housing and Human Concerns

Grant Revenues & Expenditures Quarterly Report - by Index and Fiscal Year as of 9/30/2017

Index	Index Title	FY	Beginning Fund Balance	Revenue	Expenditures	Transfers In	Transfers Out	Ending Fund Balance
197751	SEC8 HSG ASST PYMTS(ADM)-NRA	2015	(1,088,110.07)	(116,632.56)		(73,581.38)	260,000.00	(1,018,324.01)
197751	SEC8 HSG ASST PYMTS(ADM)-NRA	2016	(1,018,324.01)	15,093.99		(147,353.81)	75,000.00	(1,075,583.83)
197751	SEC8 HSG ASST PYMTS(ADM)-NRA	2017	(1,075,583.83)	(253,158.88)		(142,250.23)		(1,470,992.94)
197751	SEC8 HSG ASST PYMTS(ADM)-NRA	2018	(1,470,992.94)	(4,501.26)				(1,475,494.20)
				<u>(359,198.71)</u>	<u>0.00</u>	<u>(363,185.42)</u>	<u>335,000.00</u>	
	<b>Grand Total</b>			<b>(70,243,123.24)</b>	<b>68,451,374.12</b>	<b>(4,881,498.21)</b>	<b>4,807,034.21</b>	

County of Maui

Parks and Recreation

Grant Revenues & Expenditures Quarterly Report - by Index and Fiscal Year as of 9/30/2017

Index	Index Title	FY	Beginning Fund Balance	Revenue	Expenditures	Transfers In	Transfers Out	Ending Fund Balance
136221	2012 USTA WHEELCHAIR TENNIS	2015	(783.85)	0.00	783.85	0.00	0.00	0.00
146503	MAKENA LIFEGUARD SERVICES	2015	(19,534.63)	0.00	19,534.63	0.00	0.00	0.00
146508	WAR MEMORIAL STADIUM	2015	90,145.00	(90,145.00)	0.00	0.00	0.00	0.00
156503	MAKENA LIFEGUARD SERVICES	2015		(606,469.00)	456,904.12			(149,564.88)
156503	MAKENA LIFEGUARD SERVICES	2016	(149,564.88)		149,478.08			(86.80)
156503	MAKENA LIFEGUARD SERVICES	2017	(86.80)		86.80			0.00
				(606,469.00)	606,469.00	0.00	0.00	
156504	PLAY & LEARN SESSIONS (PALS)	2015		(62,896.84)	62,896.84			0.00
				(62,896.84)	62,896.84	0.00	0.00	
166215	BINHI AT ANI COMM CTR-DAGS06	2015		(58,561.30)	58,561.30			0.00
				(58,561.30)	58,561.30	0.00	0.00	
166795	PLAY & LEARN SESSIONS (PALS)	2016		(73,995.78)	73,995.78			0.00
				(73,995.78)	73,995.78	0.00	0.00	
166820	MAKENA LIFEGUARD SERVICES	2016		(606,469.00)	317,958.25			(288,510.75)
166820	MAKENA LIFEGUARD SERVICES	2017	(288,510.75)		288,510.75			0.00
				(606,469.00)	606,469.00	0.00	0.00	
176795	PLAY & LEARN SESSIONS (PALS)	2017		(75,215.85)	75,215.85			0.00
				(75,215.85)	75,215.85	0.00	0.00	
186795	PLAY & LEARN SESSIONS (PALS)	2018		(69,173.16)	69,173.16			0.00
				(69,173.16)	69,173.16	0.00	0.00	
<b>Grand Total</b>				<b>(1,642,925.93)</b>	<b>1,573,099.41</b>	<b>0.00</b>	<b>0.00</b>	

County of Maui

Public Works

Grant Revenues & Expenditures Quarterly Report - by Index and Fiscal Year as of 9/30/2017

Index	Index Title	FY	Beginning Fund Balance	Revenue	Expenditures	Transfers In	Transfers Out	Ending Fund Balance
106571	BRIDGE INSPCTN/APPR BRNBIS#44	2015	2,749.87					2,749.87
106571	BRIDGE INSPCTN/APPR BRNBIS#44	2016	2,749.87		(2,749.87)			0.00
				0.00	(2,749.87)	0.00	0.00	
116502	FHWA PROJS STATE REVIEWS	2015	24,470.21	(36,255.61)	74,939.04			63,153.64
116502	FHWA PROJS STATE REVIEWS	2016	63,153.64	(103,103.69)	66,865.04			26,914.99
116502	FHWA PROJS STATE REVIEWS	2017	26,914.99	8,436.15	69,908.33			105,259.47
116502	FHWA PROJS STATE REVIEWS	2018	105,259.47	(1,821.03)				103,438.44
				(132,744.18)	211,712.41	0.00	0.00	
136661	BRIDGE INSPECTN NBIS(057)	2015	103,890.00	(131,764.00)	51,890.00			24,016.00
136661	BRIDGE INSPECTN NBIS(057)	2016	24,016.00	(36,976.00)	12,960.00			0.00
				(168,740.00)	64,850.00	0.00	0.00	
136754	EPA SEAWEED REMOVAL	2015	(15,236.25)	15,236.25				0.00
				15,236.25	0.00	0.00	0.00	
146660	FHWA VARIOUS PROJECTS COUNTY	2015	(181,573.18)	(220,960.49)	433,125.41			30,591.74
146660	FHWA VARIOUS PROJECTS COUNTY	2016	30,591.74	(97,639.34)	64,938.47			(2,109.13)
146660	FHWA VARIOUS PROJECTS COUNTY	2017	(2,109.13)	(119,513.88)	137,145.85			15,522.84
146660	FHWA VARIOUS PROJECTS COUNTY	2018	(121,623.01)	(3,808.15)				(125,431.16)
				(441,921.86)	635,209.73	0.00	0.00	
166892	Complete Streets Training	2016		(10,000.00)	10,000.00			0.00
				(10,000.00)	10,000.00	0.00	0.00	
	<b>Grand Total</b>			<b>(738,169.79)</b>	<b>919,022.27</b>	<b>0.00</b>	<b>0.00</b>	



County of Maui

Transportation

Grant Revenues & Expenditures Quarterly Report - by Index and Fiscal Year as of 9/30/2017

Index	Index Title	FY	Beginning Fund Balance	Revenue	Expenditures	Transfers In	Transfers Out	Ending Fund Balance
116278	FTA 5309 FFY 2010 BUS & FCILTS	2015	754,149.73	(740,000.00)				14,149.73
116278	FTA 5309 FFY 2010 BUS & FCILTS	2016	14,149.73		(14,149.73)			0.00
				<u>(740,000.00)</u>	<u>(14,149.73)</u>	<u>0.00</u>	<u>0.00</u>	
126280	FTA RURAL TRNST ASSTNCE FFY12	2015	1,301.73					1,301.73
126280	FTA RURAL TRNST ASSTNCE FFY12	2016	1,301.73		2,163.56			3,465.29
126280	FTA RURAL TRNST ASSTNCE FFY12	2017	3,465.29		(868.29)			2,597.00
126280	FTA RURAL TRNST ASSTNCE FFY12	2018	2,597.00	(2,597.00)				0.00
				<u>(2,597.00)</u>	<u>1,295.27</u>	<u>0.00</u>	<u>0.00</u>	
136278	FTA5309 BUS & BUS FAC SGR	2015	2,334,542.00	(1,000,000.00)	445,458.00			1,780,000.00
136278	FTA5309 BUS & BUS FAC SGR	2016	1,780,000.00	(1,440,000.00)				340,000.00
136278	FTA5309 BUS & BUS FAC SGR	2017	340,000.00	(340,000.00)				0.00
				<u>(2,780,000.00)</u>	<u>445,458.00</u>	<u>0.00</u>	<u>0.00</u>	
136279	FTA#5309 FORMULA FUNDS PRG	2015	26,248.52		21,856.80			48,105.32
136279	FTA#5309 FORMULA FUNDS PRG	2016	48,105.32	(40,265.00)	116,208.00			124,048.32
136279	FTA#5309 FORMULA FUNDS PRG	2017	124,048.32	(124,049.00)	.68			0.00
				<u>(164,314.00)</u>	<u>138,065.48</u>	<u>0.00</u>	<u>0.00</u>	
136802	FTA5309 LIVABILITY PRG FY13	2015	683,037.00	(779,714.00)	96,677.00			0.00
				<u>(779,714.00)</u>	<u>96,677.00</u>	<u>0.00</u>	<u>0.00</u>	
146800	FTA SEC5311 NON-URBANIZED AREA	2015		(595,843.00)				(595,843.00)
146800	FTA SEC5311 NON-URBANIZED AREA	2016	(595,843.00)		500,125.00			(95,718.00)
146800	FTA SEC5311 NON-URBANIZED AREA	2017	(95,718.00)		95,718.00			0.00
				<u>(595,843.00)</u>	<u>595,843.00</u>	<u>0.00</u>	<u>0.00</u>	
146802	FTA RURAL TRNST ASST - RTAP	2015		(3,909.00)	6,746.62			2,837.62
146802	FTA RURAL TRNST ASST - RTAP	2016	2,837.62	(198.00)	3,074.38			5,714.00
146802	FTA RURAL TRNST ASST - RTAP	2017	5,714.00	(5,714.00)				0.00
				<u>(9,821.00)</u>	<u>9,821.00</u>	<u>0.00</u>	<u>0.00</u>	
146804	FTA PLANNING PROGRAM 5305 (e)	2015			94,942.59			94,942.59
146804	FTA PLANNING PROGRAM 5305 (e)	2016	94,942.59	(82,889.00)	36,388.48			48,442.07
146804	FTA PLANNING PROGRAM 5305 (e)	2017	48,442.07	(40,728.00)	(1,543.07)			6,171.00
146804	FTA PLANNING PROGRAM 5305 (e)	2018	6,171.00	(6,171.00)				0.00
				<u>(129,788.00)</u>	<u>129,788.00</u>	<u>0.00</u>	<u>0.00</u>	
166280	RURAL TRANSIT ASSTNC PRG06	2015		(263.00)				(263.00)
166280	RURAL TRANSIT ASSTNC PRG06	2016	(263.00)		263.00			0.00

County of Maui

Transportation

Grant Revenues & Expenditures Quarterly Report - by Index and Fiscal Year as of 9/30/2017

Index	Index Title	FY	Beginning Fund Balance	Revenue	Expenditures	Transfers In	Transfers Out	Ending Fund Balance
				(263.00)	263.00	0.00	0.00	
166905	FTA SEC5311 FFY2013 GRANT	2016			500,000.00			500,000.00
166905	FTA SEC5311 FFY2013 GRANT	2017	500,000.00	(500,000.00)				0.00
				(500,000.00)	500,000.00	0.00	0.00	
166906	FTA SEC5305 METROPOLITAN TRANS	2017		(96,628.32)	143,541.56			46,913.24
166906	FTA SEC5305 METROPOLITAN TRANS	2018	46,913.24	(100,000.00)	70,208.65			17,121.89
				(196,628.32)	213,750.21	0.00	0.00	
176908	FTA SEC5339 BUS/BUS FAC FORM	2017			70,528.00			70,528.00
176908	FTA SEC5339 BUS/BUS FAC FORM	2018	70,528.00		385,035.91			455,563.91
				0.00	455,563.91	0.00	0.00	
176909	FTA SEC5311 NON-URBANIZED	2017			522,101.22			522,101.22
176909	FTA SEC5311 NON-URBANIZED	2018	522,101.22		1,522.50			523,623.72
				0.00	523,623.72	0.00	0.00	
<b>Grand Total</b>				<b>(5,898,968.32)</b>	<b>3,095,998.86</b>	<b>0.00</b>	<b>0.00</b>	

County of Maui

Environmental Management

Grant Revenues & Expenditures Quarterly Report - by Index and Fiscal Year as of 9/30/2017

Index	Index Title	FY	Beginning Fund Balance	Revenue	Expenditures	Transfers In	Transfers Out	Ending Fund Balance
136038	W MAUI RECYCLED WTR SYSTEM EXP	2015	(792,057.76)	(236,221.87)	479,925.64			(548,353.99)
136038	W MAUI RECYCLED WTR SYSTEM EXP	2016	(548,353.99)					(548,353.99)
136038	W MAUI RECYCLED WTR SYSTEM EXP	2017	(548,353.99)					(548,353.99)
136038	W MAUI RECYCLED WTR SYSTEM EXP	2018	(548,353.99)					(548,353.99)
				<u>(236,221.87)</u>	<u>479,925.64</u>	<u>0.00</u>	<u>0.00</u>	
136886	USED OIL RECOVERY FY2013	2015	4,298.59	(4,298.59)				0.00
				<u>(4,298.59)</u>	<u>0.00</u>	<u>0.00</u>	<u>0.00</u>	
146900	USED MOTOR OIL COLLECTION PRG	2015	38,216.61	(43,091.46)	4,874.85			0.00
				<u>(43,091.46)</u>	<u>4,874.85</u>	<u>0.00</u>	<u>0.00</u>	
146903	ELECTRONIC DEVICE RECYCLING	2015	12,859.57		10,950.00			23,809.57
146903	ELECTRONIC DEVICE RECYCLING	2016	23,809.57					23,809.57
146903	ELECTRONIC DEVICE RECYCLING	2017	23,809.57	(23,809.00)	(.57)			0.00
				<u>(23,809.00)</u>	<u>10,949.43</u>	<u>0.00</u>	<u>0.00</u>	
146904	GLASS RECOVERY PROGRAM	2015	25,761.01	(25,761.01)				0.00
				<u>(25,761.01)</u>	<u>0.00</u>	<u>0.00</u>	<u>0.00</u>	
146906	HYATT/W MAUI RECYCLED WATER	2015	(501,237.01)	25,761.01				(475,476.00)
146906	HYATT/W MAUI RECYCLED WATER	2016	(475,476.00)					(475,476.00)
146906	HYATT/W MAUI RECYCLED WATER	2017	(475,476.00)					(475,476.00)
146906	HYATT/W MAUI RECYCLED WATER	2018	(475,476.00)					(475,476.00)
				<u>25,761.01</u>	<u>0.00</u>	<u>0.00</u>	<u>0.00</u>	
146907	STARWOOD/W MAUI RECYCLED WATER	2015		(931,920.00)				(931,920.00)
146907	STARWOOD/W MAUI RECYCLED WATER	2016	(931,920.00)	(465,960.00)				(1,397,880.00)
146907	STARWOOD/W MAUI RECYCLED WATER	2017	(1,397,880.00)					(1,397,880.00)
146907	STARWOOD/W MAUI RECYCLED WATER	2018	(1,397,880.00)					(1,397,880.00)
				<u>(1,397,880.00)</u>	<u>0.00</u>	<u>0.00</u>	<u>0.00</u>	
156900	USED MOTOR OIL COLLECTION FY15	2015		(48,599.01)	63,000.00			14,400.99
156900	USED MOTOR OIL COLLECTION FY15	2016	14,400.99	(22,450.12)	8,125.00			75.87
156900	USED MOTOR OIL COLLECTION FY15	2017	75.87	(9,236.28)	9,160.41			0.00
				<u>(80,285.41)</u>	<u>80,285.41</u>	<u>0.00</u>	<u>0.00</u>	
156903	ELECTRONIC DEVICE RECYCLING	2015			100,000.00			100,000.00
156903	ELECTRONIC DEVICE RECYCLING	2016	100,000.00					100,000.00
156903	ELECTRONIC DEVICE RECYCLING	2017	100,000.00	(100,000.40)	.40			0.00


County of Maui

Environmental Management		Grant Revenues & Expenditures Quarterly Report - by Index and Fiscal Year as of 9/30/2017						
Index	Index Title	FY	Beginning Fund Balance	Revenue	Expenditures	Transfers In	Transfers Out	Ending Fund Balance
				<u>(100,000.40)</u>	<u>100,000.40</u>	<u>0.00</u>	<u>0.00</u>	
156907	GLASS RECOVERY PROGRAM	2015		(111,060.00)	74,040.00			(37,020.00)
156907	GLASS RECOVERY PROGRAM	2016	(37,020.00)					(37,020.00)
156907	GLASS RECOVERY PROGRAM	2017	<u>(37,020.00)</u>	<u>(4,877.59)</u>	<u>41,897.59</u>			<u>(0.00)</u>
				<u>(115,937.59)</u>	<u>115,937.59</u>	<u>0.00</u>	<u>0.00</u>	
166709	ADVANCE GLASS DISPOSAL FEE	2016			55,333.32			55,333.32
166709	ADVANCE GLASS DISPOSAL FEE	2017	55,333.32	<u>(83,000.00)</u>	<u>27,666.68</u>			<u>0.00</u>
				<u>(83,000.00)</u>	<u>83,000.00</u>	<u>0.00</u>	<u>0.00</u>	
166710	ELECTRONIC DEVICE RECYCLING	2016			50,000.00			50,000.00
166710	ELECTRONIC DEVICE RECYCLING	2017	<u>50,000.00</u>	<u>(49,417.55)</u>	<u>(582.45)</u>			<u>0.00</u>
				<u>(49,417.55)</u>	<u>49,417.55</u>	<u>0.00</u>	<u>0.00</u>	
176907	GLASS RECOVERY PROGRAM	2017			99,100.00			99,100.00
176907	GLASS RECOVERY PROGRAM	2018	<u>99,100.00</u>					<u>99,100.00</u>
				<u>0.00</u>	<u>99,100.00</u>	<u>0.00</u>	<u>0.00</u>	
<b>Grand Total</b>				<b>(2,133,941.87)</b>	<b>1,023,490.87</b>	<b>0.00</b>	<b>0.00</b>	

---

## III. Expenditures

---



**County of Maui**  
**Statement of Appropriations and Expenditures**  
**Operations by Activity**  
**Fiscal Year Ending 6/30/17 - as of 9/30/2017**

Activity	Prior Year	Amended	Year	Current	Balance	% of
* Program ** Fund *** Department	Encumbrance	Annual	to Date	Encumbrance	Available	Budget
	6/30/2016	Estimate	Expended	09/30/2017		Available
<b>County Council</b>						
01000 Council services	313,763	6,513,029	1,072,783	506,876	5,247,133	80.6 %
<b>010 * COUNCIL SERVICES PROGRAM</b>	<b>313,763</b>	<b>6,513,029</b>	<b>1,072,783</b>	<b>506,876</b>	<b>5,247,133</b>	<b>80.6 %</b>
01300 COUNTY AUDITOR PROGRAM	255,084	1,189,949	147,292	259,334	1,038,407	87.3 %
<b>013 * COUNTY AUDITOR PROGRAM</b>	<b>255,084</b>	<b>1,189,949</b>	<b>147,292</b>	<b>259,334</b>	<b>1,038,407</b>	<b>87.3 %</b>
<b>Fund ** GENERAL FUND</b>	<b>568,847</b>	<b>7,702,978</b>	<b>1,220,075</b>	<b>766,210</b>	<b>6,285,540</b>	<b>81.6 %</b>
<b>Dept *** County Council</b>	<b>568,847</b>	<b>7,702,978</b>	<b>1,220,075</b>	<b>766,210</b>	<b>6,285,540</b>	<b>81.6 %</b>
<b>County Clerk</b>						
02000 County clerk	157,869	1,633,439	199,525	115,925	1,475,859	90.4 %
<b>020 * COUNTY CLERK PROGRAM</b>	<b>157,869</b>	<b>1,633,439</b>	<b>199,525</b>	<b>115,925</b>	<b>1,475,859</b>	<b>90.4 %</b>
<b>Fund ** GENERAL FUND</b>	<b>157,869</b>	<b>1,633,439</b>	<b>199,525</b>	<b>115,925</b>	<b>1,475,859</b>	<b>90.4 %</b>
<b>Dept *** County Clerk</b>	<b>157,869</b>	<b>1,633,439</b>	<b>199,525</b>	<b>115,925</b>	<b>1,475,859</b>	<b>90.4 %</b>
<b>Office of the Mayor</b>						
03000 Office of mayor administration	21,272	1,513,768	372,409	10,762	1,151,869	76.1 %
<b>030 * OFFICE OF MAYOR ADMIN PROGRAM</b>	<b>21,272</b>	<b>1,513,768</b>	<b>372,409</b>	<b>10,762</b>	<b>1,151,869</b>	<b>76.1 %</b>
04000 Economic development	8,252	974,253	262,180	63,040	657,286	67.5 %
04001 Molokai economic dev & cultura	95,667	140,000	18,790	82,875	134,002	95.7 %
04009 Agriculture promotion	109,953	227,000	22,565	104,043	210,345	92.7 %
04010 Aquaculture & marine resources	4,803			4,803		-
04011 Film industry promotions		115,000	40,045	781	74,174	64.5 %
04013 Maui county farm bureau	221,171	295,000	83,759	137,412	295,000	100.0 %
04014 Maui economic development boar	312,701	800,000	78,465	234,236	800,000	100.0 %
04015 Maui visitors bureau	13	4,000,000	1,000,000	3,000,000	13	0.0 %
04017 Small business/high tech promo	1,244	65,000	4,204	3,899	58,140	89.4 %
04030 Maui arts & cultural center		318,000			318,000	100.0 %

**County of Maui**  
**Statement of Appropriations and Expenditures**  
**Operations by Activity**  
**Fiscal Year Ending 6/30/17 - as of 9/30/2017**

Activity	Prior Year	Amended	Year	Current	Balance	% of
* Program ** Fund *** Department	Encumbrance	Annual	to Date	Encumbrance	Available	Budget
	6/30/2016	Estimate	Expended	09/30/2017		Available
04037 Business research library	39,866	70,000	28,917	10,949	70,000	100.0 %
04039 Hui o waa kaulua	57,448		15,072	42,376		-
04054 Environmental protection	965,730	1,440,000	327,845	695,427	1,382,458	96.0 %
04057 East Maui econ dev/cultural	40,766	100,000	13,846	26,854	100,066	100.1 %
04066 UH tropical ag/human resources	78,788	75,000		78,788	75,000	100.0 %
04068 MEO bus dev cp microenterprise	119,343	265,000	38,765	80,578	265,000	100.0 %
04070 Maui nui botanical gardens	80,773	150,000		80,773	150,000	100.0 %
04079 Maui Arts&Cult Capital	962,151	400,000		962,151	400,000	100.0 %
04081 Grnt-Maui comm theater-lao imp	53,045	53,045		53,045	53,045	100.0 %
04082 Maui soil/water conservation		175,000		175,000		0.0 %
04083 Soil/water conservation-Moloka	2,200	22,000		2,200	22,000	100.0 %
04092 CULTURAL & ARTS PROGRAM	16,129		4,911	11,218		-
04093 Molokai Livestock Cooperative	15,922			15,922		-
04094 Academy of Hospitality & Touri	13,500			13,500		-
04106 Ke Ao I Ka Makani Ho'eha'ili		75,000			75,000	100.0 %
04113 Ka Ipu Kukui fellows leadrshp		25,000			25,000	100.0 %
04117 Renewable energy programs	10,000	175,000	16,501		168,499	96.3 %
04118 Grnts Friends of Maui H School	36,862	65,000		36,862	65,000	100.0 %
04122 4-H UPCOUNTRY FAIR	1				1	-
04124 HANA ARTS	20,000	20,000	20,000		20,000	100.0 %
04125 Maui Eco Dev Brd-Maui HS prg m	29,386	45,000		29,386	45,000	100.0 %
04126 COQUI FROG ERADICATION PRJ	265,994	750,000	38,061	227,931	750,002	100.0 %
04130 HAI-MAK-PAI ECO DEVT&CULTURAL	39,386	175,000	22,622	19,536	172,228	98.4 %
04135 Ma Ka Hana Ka Ike-OED	90,000	90,000	90,000		90,000	100.0 %
04138 SMaui economic dev & cultura		100,000	4,389		95,611	95.6 %
04139 Festivals of aloha	56	80,000	61,681	18,319	56	0.1 %
04140 WMaui economic dev & cultura		100,000	1,043	3,346	95,611	95.6 %
04142 CMaui economic dev & cultura		75,000	3,325	1,616	70,059	93.4 %
04144 250TH CELEB OF QUEEN KAAHUMANU		100,000			100,000	100.0 %



**County of Maui**  
**Statement of Appropriations and Expenditures**  
**Operations by Activity**  
**Fiscal Year Ending 6/30/17 - as of 9/30/2017**

Activity	Prior Year	Amended	Year	Current	Balance	% of
* Program ** Fund *** Department	Encumbrance	Annual	to Date	Encumbrance	Available	Budget
	6/30/2016	Estimate	Expended	09/30/2017		Available
04145 Lanai eco dev & cultural prgs	89,605	200,000	37,081	61,496	191,028	95.5 %
04148 SISTER CITY PROGRAM	17,086	15,000		17,086	15,000	100.0 %
04149 WAILUKU FIRST FRIDAY EVENTS		25,000			25,000	100.0 %
04151 Maui Film Festival	25,000	25,000		25,000	25,000	100.0 %
04152 Lahaina Boat Day	5,635	25,000	2,755	2,880	25,000	100.0 %
04154 Made in maui county festival		100,000			100,000	100.0 %
04404 Economic dev initiatives prg	9,947		5,010	4,898	39	-
32169 Arts education/innovative prg		424,360			424,360	100.0 %
<b>040 * MAYOR ADMIN ECONOMIC DEV PRGMS</b>	<b>3,838,423</b>	<b>12,373,658</b>	<b>2,241,832</b>	<b>6,328,226</b>	<b>7,642,023</b>	<b>61.8 %</b>
12300 BUDGET	13,132	472,990	96,418	16,592	373,112	78.9 %
<b>123 * BUDGET PROGRAM</b>	<b>13,132</b>	<b>472,990</b>	<b>96,418</b>	<b>16,592</b>	<b>373,112</b>	<b>78.9 %</b>
<b>Fund ** GENERAL FUND</b>	<b>3,872,827</b>	<b>14,360,416</b>	<b>2,710,659</b>	<b>6,355,580</b>	<b>9,167,004</b>	<b>63.8 %</b>
04156 MOKUULA/MOKUHINIA RESTORATION		400,000			400,000	100.0 %
<b>040 * MAYOR ADMIN ECONOMIC DEV PRGMS</b>	<b>0</b>	<b>400,000</b>	<b>0</b>	<b>0</b>	<b>400,000</b>	<b>100.0 %</b>
<b>Fund ** SPECIAL REVENUE FUND</b>	<b>0</b>	<b>400,000</b>	<b>0</b>	<b>0</b>	<b>400,000</b>	<b>100.0 %</b>
<b>Dept *** Office of the Mayor</b>	<b>3,872,827</b>	<b>14,760,416</b>	<b>2,710,659</b>	<b>6,355,580</b>	<b>9,567,004</b>	<b>64.8 %</b>
<b>Management</b>						
06000 Management	177,562	1,025,489	235,388	145,464	822,200	80.2 %
32178 West maui veterans club		4,000			4,000	100.0 %
<b>060 * MANAGEMENT PROGRAM</b>	<b>177,562</b>	<b>1,029,489</b>	<b>235,388</b>	<b>145,464</b>	<b>826,200</b>	<b>80.3 %</b>
06500 Management information systems	2,961,757	9,573,745	2,333,942	4,294,970	5,906,589	61.7 %
<b>065 * MANAGEMENT INFORMATION SYSTEMS</b>	<b>2,961,757</b>	<b>9,573,745</b>	<b>2,333,942</b>	<b>4,294,970</b>	<b>5,906,589</b>	<b>61.7 %</b>
06600 Geographic information systems	5,234			5,234		-
<b>066 * GEOGRAPHIC INFORMATION SYSTEMS</b>	<b>5,234</b>	<b>0</b>	<b>0</b>	<b>5,234</b>	<b>0</b>	<b>--</b>

**County of Maui**  
**Statement of Appropriations and Expenditures**  
**Operations by Activity**  
**Fiscal Year Ending 6/30/17 - as of 9/30/2017**

Activity * Program ** Fund *** Department	Prior Year Encumbrance 6/30/2016	Amended Annual Estimate	Year to Date Expended	Current Encumbrance 09/30/2017	Balance Available	% of Budget Available
<b>Fund ** GENERAL FUND</b>	<b>3,144,553</b>	<b>10,603,234</b>	<b>2,569,330</b>	<b>4,445,668</b>	<b>6,732,789</b>	<b>63.5 %</b>
<b>Dept *** Management</b>	<b>3,144,553</b>	<b>10,603,234</b>	<b>2,569,330</b>	<b>4,445,668</b>	<b>6,732,789</b>	<b>63.5 %</b>
<b>Corporation Counsel</b>						
07000 Legal services	63,726	4,203,609	955,706	54,237	3,257,393	77.5 %
<b>070 * LEGAL SERVICES PROGRAM</b>	<b>63,726</b>	<b>4,203,609</b>	<b>955,706</b>	<b>54,237</b>	<b>3,257,393</b>	<b>77.5 %</b>
<b>Fund ** GENERAL FUND</b>	<b>63,726</b>	<b>4,203,609</b>	<b>955,706</b>	<b>54,237</b>	<b>3,257,393</b>	<b>77.5 %</b>
<b>Dept *** Corporation Counsel</b>	<b>63,726</b>	<b>4,203,609</b>	<b>955,706</b>	<b>54,237</b>	<b>3,257,393</b>	<b>77.5 %</b>
<b>Prosecuting Attorney</b>						
08000 Prosecutors administration	20,072	881,453	210,055	111,626	579,845	65.8 %
<b>080 * PROSECUTORS ADMIN PROGRAM</b>	<b>20,072</b>	<b>881,453</b>	<b>210,055</b>	<b>111,626</b>	<b>579,845</b>	<b>65.8 %</b>
09000 General prosecution	8,336	5,881,479	1,606,566	6,291	4,276,958	72.7 %
<b>090 * GENERAL PROSECUTION PROGRAM</b>	<b>8,336</b>	<b>5,881,479</b>	<b>1,606,566</b>	<b>6,291</b>	<b>4,276,958</b>	<b>72.7 %</b>
<b>Fund ** GENERAL FUND</b>	<b>28,408</b>	<b>6,762,932</b>	<b>1,816,621</b>	<b>117,917</b>	<b>4,856,803</b>	<b>71.8 %</b>
<b>Dept *** Prosecuting Attorney</b>	<b>28,408</b>	<b>6,762,932</b>	<b>1,816,621</b>	<b>117,917</b>	<b>4,856,803</b>	<b>71.8 %</b>
<b>Finance</b>						
10000 Finance Administration	1,500	709,748	157,321	1,801	552,127	77.8 %
<b>100 * FINANCE ADMIN PROGRAM</b>	<b>1,500</b>	<b>709,748</b>	<b>157,321</b>	<b>1,801</b>	<b>552,127</b>	<b>77.8 %</b>
11000 Treasury	116,402	1,226,723	294,484	89,904	958,736	78.2 %
<b>110 * TREASURY PROGRAM</b>	<b>116,402</b>	<b>1,226,723</b>	<b>294,484</b>	<b>89,904</b>	<b>958,736</b>	<b>78.2 %</b>
12000 Accounts	181,090	1,361,942	296,495	443,506	803,033	59.0 %
<b>120 * ACCOUNTS PROGRAM</b>	<b>181,090</b>	<b>1,361,942</b>	<b>296,495</b>	<b>443,506</b>	<b>803,033</b>	<b>59.0 %</b>
13000 Purchasing	10,331	447,129	108,233	40,656	308,571	69.0 %

**County of Maui**  
**Statement of Appropriations and Expenditures**  
**Operations by Activity**  
**Fiscal Year Ending 6/30/17 - as of 9/30/2017**

Activity	Prior Year Encumbrance 6/30/2016	Amended Annual Estimate	Year to Date Expended	Current Encumbrance 09/30/2017	Balance Available	% of Budget Available
* Program ** Fund *** Department						
<b>130 * PURCHASING PROGRAM</b>	<b>10,331</b>	<b>447,129</b>	<b>108,233</b>	<b>40,656</b>	<b>308,571</b>	<b>69.0 %</b>
14000 Financial services	1,095,835	6,483,005	1,591,247	924,126	5,063,471	78.1 %
14003 CW svc ctr-annual lease costs		570,000	138,212	420,389	11,399	2.0 %
<b>140 * FINANCIAL SERVICES</b>	<b>1,095,835</b>	<b>7,053,005</b>	<b>1,729,459</b>	<b>1,344,515</b>	<b>5,074,870</b>	<b>72.0 %</b>
17001 Countywide fringe benefits	252,454	93,976,551	16,865,593	265,574	77,097,838	82.0 %
17002 Interfund Fringe Reimbursement		(20,535,928)	(4,413,376)		(16,122,553)	78.5 %
17003 Bond issuance & debt services	22,718	5,133,336	16,806	5,969	5,133,280	100.0 %
17005 Supplemental transfer golf		2,153,414	538,354		1,615,060	75.0 %
17006 Supplemental transfer solidwst		14,952,702	3,738,176		11,214,527	75.0 %
17009 Insurance & self insurance	701,400	12,700,000	1,178,973	623,689	11,598,738	91.3 %
17012 Open space, natural resources		3,031,757	3,031,757			0.0 %
17013 CW affordable housing fund		6,063,514	6,063,514			0.0 %
17014 Countywide general costs	1,445	1,409,577	268,653	113,980	1,028,388	73.0 %
17015 Overhead reimbursement		(21,176,292)	(5,262,469)		(15,913,823)	75.1 %
17019 Post-Employment Obligations Fd		17,000,000	17,000,000			0.0 %
<b>170 * COUNTY WIDE COSTS PROGRAM</b>	<b>978,017</b>	<b>114,708,631</b>	<b>39,025,981</b>	<b>1,009,212</b>	<b>75,651,455</b>	<b>66.0 %</b>
<b>Fund ** GENERAL FUND</b>	<b>2,383,175</b>	<b>125,507,178</b>	<b>41,611,973</b>	<b>2,929,594</b>	<b>83,348,792</b>	<b>66.4 %</b>
17003 Bond issuance & debt services		38,271,426	12,166,553		26,104,871	68.2 %
<b>170 * COUNTY WIDE COSTS PROGRAM</b>	<b>0</b>	<b>38,271,426</b>	<b>12,166,553</b>	<b>0</b>	<b>26,104,871</b>	<b>68.2 %</b>
<b>Fund ** DEBT SERVICE FUND</b>	<b>0</b>	<b>38,271,426</b>	<b>12,166,553</b>	<b>0</b>	<b>26,104,871</b>	<b>68.2 %</b>
<b>Dept *** Finance</b>	<b>2,383,175</b>	<b>163,778,604</b>	<b>53,778,526</b>	<b>2,929,594</b>	<b>109,453,663</b>	<b>66.8 %</b>
<b>Personnel Services</b>						
18000 Personnel services	41,468	1,649,870	379,921	137,218	1,174,200	71.2 %
<b>180 * PERSONNEL SERVICES PROGRAM</b>	<b>41,468</b>	<b>1,649,870</b>	<b>379,921</b>	<b>137,218</b>	<b>1,174,200</b>	<b>71.2 %</b>
<b>Fund ** GENERAL FUND</b>	<b>41,468</b>	<b>1,649,870</b>	<b>379,921</b>	<b>137,218</b>	<b>1,174,200</b>	<b>71.2 %</b>

**County of Maui**  
**Statement of Appropriations and Expenditures**  
**Operations by Activity**  
**Fiscal Year Ending 6/30/17 - as of 9/30/2017**

Activity * Program ** Fund *** Department	Prior Year Encumbrance 6/30/2016	Amended Annual Estimate	Year to Date Expended	Current Encumbrance 09/30/2017	Balance Available	% of Budget Available
<b>Dept *** Personnel Services</b>	<b>41,468</b>	<b>1,649,870</b>	<b>379,921</b>	<b>137,218</b>	<b>1,174,200</b>	<b>71.2 %</b>
<b>Planning</b>						
19000 Planning	124,043	5,294,233	1,248,249	549,747	3,620,281	68.4 %
19006 General plan update	56,213			56,213		-
19021 Maui redevelopment agency	25,265	333,500	40,580	10,035	308,150	92.4 %
19035 UH-Maui Sea Grant	65	104,000		104,000	65	0.1 %
19039 Development mitigation fee stu	15,280			15,280		-
19042 Small Town Planning	15,178			15,178		-
19063 Cultural resource management		25,000			25,000	100.0 %
19067 Envrnmtl assmnts-Planning	4,164			4,164		-
<b>190 * PLANNING PROGRAM</b>	<b>240,208</b>	<b>5,756,733</b>	<b>1,288,829</b>	<b>754,617</b>	<b>3,953,496</b>	<b>68.7 %</b>
<b>Fund ** GENERAL FUND</b>	<b>240,208</b>	<b>5,756,733</b>	<b>1,288,829</b>	<b>754,617</b>	<b>3,953,496</b>	<b>68.7 %</b>
<b>Dept *** Planning</b>	<b>240,208</b>	<b>5,756,733</b>	<b>1,288,829</b>	<b>754,617</b>	<b>3,953,496</b>	<b>68.7 %</b>
<b>Police</b>						
26000 Police administration	81,268	4,817,028	1,345,940	136,762	3,415,595	70.9 %
<b>260 * POLICE ADMINISTRATION PROGRAM</b>	<b>81,268</b>	<b>4,817,028</b>	<b>1,345,940</b>	<b>136,762</b>	<b>3,415,595</b>	<b>70.9 %</b>
27000 Investigative service	69,603	11,020,274	2,516,721	431,892	8,141,265	73.9 %
<b>270 * INVESTIGATIVE SERVICE PROGRAM</b>	<b>69,603</b>	<b>11,020,274</b>	<b>2,516,721</b>	<b>431,892</b>	<b>8,141,265</b>	<b>73.9 %</b>
28000 Uniformed patrol services	689,666	29,282,751	7,165,798	774,659	22,031,960	75.2 %
<b>280 * UNIFORMED PATROL SERVICES PROG</b>	<b>689,666</b>	<b>29,282,751</b>	<b>7,165,798</b>	<b>774,659</b>	<b>22,031,960</b>	<b>75.2 %</b>
29000 Technical & support services	926,236	9,639,935	2,000,604	1,161,188	7,404,378	76.8 %
<b>290 * TECHNICAL &amp; SUPPORT SVCS PROG</b>	<b>926,236</b>	<b>9,639,935</b>	<b>2,000,604</b>	<b>1,161,188</b>	<b>7,404,378</b>	<b>76.8 %</b>
<b>Fund ** GENERAL FUND</b>	<b>1,766,773</b>	<b>54,759,988</b>	<b>13,029,063</b>	<b>2,504,501</b>	<b>40,993,198</b>	<b>74.9 %</b>
<b>Dept *** Police</b>	<b>1,766,773</b>	<b>54,759,988</b>	<b>13,029,063</b>	<b>2,504,501</b>	<b>40,993,198</b>	<b>74.9 %</b>

**County of Maui**  
**Statement of Appropriations and Expenditures**  
**Operations by Activity**  
**Fiscal Year Ending 6/30/17 - as of 9/30/2017**

Activity	Prior Year	Amended	Year	Current	Balance	% of
* Program ** Fund *** Department	Encumbrance	Annual	to Date	Encumbrance	Available	Budget
	6/30/2016	Estimate	Expended	09/30/2017		Available
<b>Fire and Public Safety</b>						
22000 Fire control admin & maint	29,957	1,829,062	498,177	42,249	1,318,593	72.1 %
<b>220 * FIRE CONTROL ADMIN/MAINT PROG</b>	<b>29,957</b>	<b>1,829,062</b>	<b>498,177</b>	<b>42,249</b>	<b>1,318,593</b>	<b>72.1 %</b>
23000 Fire control training	122,867	1,093,292	199,455	103,195	913,508	83.6 %
<b>230 * FIRE CONTROL TRAINING PROGRAM</b>	<b>122,867</b>	<b>1,093,292</b>	<b>199,455</b>	<b>103,195</b>	<b>913,508</b>	<b>83.6 %</b>
24000 Fire rescue operations	1,241,368	27,963,093	7,440,819	1,844,920	19,918,724	71.2 %
<b>240 * FIRE RESCUE OPERATIONS PROGRAM</b>	<b>1,241,368</b>	<b>27,963,093</b>	<b>7,440,819</b>	<b>1,844,920</b>	<b>19,918,724</b>	<b>71.2 %</b>
25000 Fire prevention	7,367	873,535	133,695	9,218	737,989	84.5 %
<b>250 * FIRE PREVENTION PROGRAM</b>	<b>7,367</b>	<b>873,535</b>	<b>133,695</b>	<b>9,218</b>	<b>737,989</b>	<b>84.5 %</b>
25200 Ocean safety adm/ocean safety	37,687	3,551,622	844,473	17,786	2,727,050	76.8 %
<b>252 * OCEAN SAFETY PROGRAM</b>	<b>37,687</b>	<b>3,551,622</b>	<b>844,473</b>	<b>17,786</b>	<b>2,727,050</b>	<b>76.8 %</b>
<b>Fund ** GENERAL FUND</b>	<b>1,439,246</b>	<b>35,310,604</b>	<b>9,116,619</b>	<b>2,017,368</b>	<b>25,615,864</b>	<b>72.5 %</b>
<b>Dept *** Fire and Public Safety</b>	<b>1,439,246</b>	<b>35,310,604</b>	<b>9,116,619</b>	<b>2,017,368</b>	<b>25,615,864</b>	<b>72.5 %</b>
<b>Emergency Management Agency</b>						
21000 Civil defense	60,079	576,495	100,453	59,000	477,120	82.8 %
21003 GRNT AMERICAN RED CROSS		25,000			25,000	100.0 %
<b>210 * CIVIL DEFENSE PROGRAM</b>	<b>60,079</b>	<b>601,495</b>	<b>100,453</b>	<b>59,000</b>	<b>502,120</b>	<b>83.5 %</b>
<b>Fund ** GENERAL FUND</b>	<b>60,079</b>	<b>601,495</b>	<b>100,453</b>	<b>59,000</b>	<b>502,120</b>	<b>83.5 %</b>
<b>Dept *** Emergency Management Agency</b>	<b>60,079</b>	<b>601,495</b>	<b>100,453</b>	<b>59,000</b>	<b>502,120</b>	<b>83.5 %</b>
<b>Liquor Control</b>						
20000 Liquor control general	27,848	2,062,115	399,582	113,474	1,576,908	76.5 %
20002 Liquor admin overhead charges		1,088,039	204,887		883,152	81.2 %
<b>200 * LIQUOR CONTROL GENERAL PROG</b>	<b>27,848</b>	<b>3,150,154</b>	<b>604,469</b>	<b>113,474</b>	<b>2,460,060</b>	<b>78.1 %</b>

**County of Maui**  
**Statement of Appropriations and Expenditures**  
**Operations by Activity**  
**Fiscal Year Ending 6/30/17 - as of 9/30/2017**

Activity * Program ** Fund *** Department	Prior Year Encumbrance 6/30/2016	Amended Annual Estimate	Year to Date Expended	Current Encumbrance 09/30/2017	Balance Available	% of Budget Available
<b>Fund ** GENERAL FUND</b>	<b>27,848</b>	<b>3,150,154</b>	<b>604,469</b>	<b>113,474</b>	<b>2,460,060</b>	<b>78.1 %</b>
<b>Dept *** Liquor Control</b>	<b>27,848</b>	<b>3,150,154</b>	<b>604,469</b>	<b>113,474</b>	<b>2,460,060</b>	<b>78.1 %</b>
<b>Housing and Human Concerns</b>						
30000 Housing & human concerns admin	9,666	454,836	112,448	12,369	339,685	74.7 %
<b>300 * HSG &amp; HUMAN CONCERNS ADM PROG</b>	<b>9,666</b>	<b>454,836</b>	<b>112,448</b>	<b>12,369</b>	<b>339,685</b>	<b>74.7 %</b>
31000 Housing	5,839	574,998	131,261	58,615	390,962	68.0 %
31006 Affordable rental housing prg		1,000,000	176,750	823,250		0.0 %
31007 Hale Mahaolu-Homeownership/hsg		80,000			80,000	100.0 %
<b>310 * HOUSING PROGRAM</b>	<b>5,839</b>	<b>1,654,998</b>	<b>308,011</b>	<b>881,865</b>	<b>470,962</b>	<b>28.5 %</b>
32000 Human concerns - general	59,830	5,213,157	1,249,004	217,054	3,806,925	73.0 %
32001 Hana Youth Center, Inc		147,041	36,760	110,281		0.0 %
32011 Women helping women		220,000	55,000	165,000		0.0 %
32012 Early childhood		170,195			170,195	100.0 %
32014 Substance abuse	36,195	500,000	58,750	372,445	105,000	21.0 %
32015 E Malama I Na Keiki preschool		86,335			86,335	100.0 %
32016 Homelessness programs	134,120	1,000,000	154,250	876,870	103,000	10.3 %
32017 Maui adult day care center		358,440	89,610	268,830		0.0 %
32018 MCC cooperative education	2,575			2,575		-
32019 MEO Headstart after school		245,040			245,040	100.0 %
32020 MEO headstart summer	18,025	180,250		18,025	180,250	100.0 %
32022 Community partnership grants	19,799			19,799		-
32025 Lanai Youth Center	2,247	172,086	43,022	131,312		0.0 %
32029 Kihei Youth Center		245,285	61,321	183,964		0.0 %
32034 Youth	30,481	89,833	12,875	69,106	38,333	42.7 %
32036 Maui family support services		65,564			65,564	100.0 %
32039 J. Walter Cameron center expsn	23,250	90,000		23,250	90,000	100.0 %
32040 Big brothers & sisters		105,892			105,892	100.0 %

**County of Maui**  
**Statement of Appropriations and Expenditures**  
**Operations by Activity**  
**Fiscal Year Ending 6/30/17 - as of 9/30/2017**

Activity	Prior Year	Amended	Year	Current	Balance	% of
* Program ** Fund *** Department	Encumbrance	Annual	to Date	Encumbrance	Available	Budget
	6/30/2016	Estimate	Expended	09/30/2017		Available
32058 Mental health associaiton		50,000		50,000		0.0 %
32062 Self sufficiency	5,194	95,000	3,906	18,094	78,194	82.3 %
32064 Hana community association	15,632	84,863		15,632	84,863	100.0 %
32070 MEO infant toddler care		97,850			97,850	100.0 %
32084 Maui community food bank		400,000		400,000		0.0 %
32085 Maui arts & performing academy		15,000			15,000	100.0 %
32088 Hui Malama learning center		282,843			282,843	100.0 %
32090 FAM SPT-TEEN VOICES	4,262	42,630		4,262	42,630	100.0 %
32094 Salvation Army		140,000			140,000	100.0 %
32100 Grant for Molokai Youth Ctr		257,500	64,375	193,125		0.0 %
32102 IMUA FAMILY SERVICES		36,050			36,050	100.0 %
32104 Paia Youth Council, Inc		230,978	57,745	173,234		0.0 %
32106 Boys/Girls Club of Maui, Inc		1,026,910	256,728	770,183		0.0 %
32109 Maui Farm	3,017	240,000	60,000	183,017		0.0 %
32110 YOUTH ALCOHOL EDUC AWARENESS	25,000	100,000	18,750	81,250	25,000	25.0 %
32111 Coalition for Drug Free Lanai		43,272	10,818	32,454		0.0 %
32116 MEO ENLACE HISPANO PROGRAM		95,464	23,866	71,598		0.0 %
32117 Lahaina tutoring project		11,000		11,000		0.0 %
32119 Volunter ctr project graduation		47,741		47,741		0.0 %
32120 Ohana Makamae	8,164	81,636		8,164	81,636	100.0 %
32127 National Kidney Foundation/HI		25,000			25,000	100.0 %
32130 Lanai women's center		82,610		82,610		0.0 %
32135 Grnts/Disb-Svcs-Frail/Elderly	346,025	777,508	134,465	198,961	790,108	101.6 %
32138 BOYS/GIRLS CLUB PAUKUKALO		75,000			75,000	100.0 %
32142 MEO UNDERAGE DRINKING		50,000	12,500	37,500		0.0 %
32146 MEO Planning&Coordinating		82,925	20,731	62,194		0.0 %
32149 Grnt-Best Buddies prgrm		85,000			85,000	100.0 %
32150 MEO B.E.S.T. REINTEGRATION		100,000	25,000	75,000		0.0 %
32152 HALE MAKUA		200,000		200,000		0.0 %

**County of Maui**  
**Statement of Appropriations and Expenditures**  
**Operations by Activity**  
**Fiscal Year Ending 6/30/17 - as of 9/30/2017**

Activity	Prior Year	Amended	Year	Current	Balance	% of
* Program ** Fund *** Department	Encumbrance	Annual	to Date	Encumbrance	Available	Budget
	6/30/2016	Estimate	Expended	09/30/2017		Available
32156 LANAI YOUTH CTR FACILITY	100,000	100,000		100,000	100,000	100.0 %
32158 Hawaiian Kamalii Inc.		18,672		18,672		0.0 %
32159 MEO youth services		200,850	50,213	150,638		0.0 %
32160 MAUI YOUTH & FAMILY SVC, INC	75,000			75,000		-
32162 FEED MY SHEEP		100,000			100,000	100.0 %
32163 Hale mahaolu personal care prg	103,000	103,000		103,000	103,000	100.0 %
32167 Special Olympics Hawaii grnts		35,000			35,000	100.0 %
32171 MENTAL HEALTH KOKUA	50,000	100,000		150,000		0.0 %
32172 ROMAN CATHOLIC CHURCH SOH	3,000		3,000			-
32179 Food, shelter & safty grants	54,050	800,000	72,750	539,100	242,200	30.3 %
<b>320 * HUMAN CONCERNS PROGRAM</b>	<b>1,118,866</b>	<b>15,203,420</b>	<b>2,575,439</b>	<b>6,310,940</b>	<b>7,435,908</b>	<b>48.9 %</b>
33000 Animal management		90,000			90,000	100.0 %
33003 Animal Sheltering Program	10,300	939,302		10,300	939,302	100.0 %
33006 ANIMAL ENFORCEMENT PROGRAM	6,176	569,057		6,176	569,057	100.0 %
33010 Grant 2 Molokai Humane Society	13,281	137,634		13,281	137,634	100.0 %
33012 Grant 2 Lanai Animal Rescue		5,000			5,000	100.0 %
<b>330 * ANIMAL MANAGMENT PROGRAM</b>	<b>29,757</b>	<b>1,740,993</b>	<b>0</b>	<b>29,757</b>	<b>1,740,993</b>	<b>100.0 %</b>
<b>Fund ** GENERAL FUND</b>	<b>1,164,128</b>	<b>19,054,247</b>	<b>2,995,898</b>	<b>7,234,931</b>	<b>9,987,548</b>	<b>52.4 %</b>
<b>Dept *** Housing and Human Concerns</b>	<b>1,164,128</b>	<b>19,054,247</b>	<b>2,995,898</b>	<b>7,234,931</b>	<b>9,987,548</b>	<b>52.4 %</b>
<b>Parks and Recreation</b>						
34000 Parks & recreation administrat	46,130	2,132,176	451,335	48,235	1,678,737	78.7 %
34002 MCCC workline	5,328	117,000			122,328	104.6 %
34012 Lahaina restoration foundation		184,904			184,904	100.0 %
34016 Lahaina Rtrn Capital	55,317		1,000	54,317		-
34019 Tom Morrow Equestrian Arena	15,999			15,999		-
34021 Peahi Maintenance		25,000			25,000	100.0 %
<b>340 * PARKS &amp; REC ADMIN PROG</b>	<b>122,774</b>	<b>2,459,080</b>	<b>452,335</b>	<b>118,551</b>	<b>2,010,969</b>	<b>81.8 %</b>



**County of Maui**  
**Statement of Appropriations and Expenditures**  
**Operations by Activity**  
**Fiscal Year Ending 6/30/17 - as of 9/30/2017**

Activity	Prior Year	Amended	Year	Current	Balance	% of
* Program ** Fund *** Department	Encumbrance	Annual	to Date	Encumbrance	Available	Budget
	6/30/2016	Estimate	Expended	09/30/2017		Available
35000 Park maintenance	242,170		21,454	220,717		-
<b>350 * PARK MAINTENANCE PROGRAM</b>	<b>242,170</b>	<b>0</b>	<b>21,454</b>	<b>220,717</b>	<b>0</b>	<b>--</b>
35300 PARKS PROGRAM	1,110,383	5,816,446	1,273,112	986,652	4,667,070	80.2 %
<b>353 * PARKS PROGRAM</b>	<b>1,110,383</b>	<b>5,816,446</b>	<b>1,273,112</b>	<b>986,652</b>	<b>4,667,070</b>	<b>80.2 %</b>
36000 Planning & development	51,287		223	51,064		-
<b>360 * PLANNING &amp; DEVELOPMENT PROGRAM</b>	<b>51,287</b>	<b>0</b>	<b>223</b>	<b>51,064</b>	<b>0</b>	<b>--</b>
37000 Recreation & support services	635,660	20,501,492	4,986,469	2,531,789	13,618,898	66.4 %
<b>370 * RECREATION &amp; SUPPORT SVCS PROG</b>	<b>635,660</b>	<b>20,501,492</b>	<b>4,986,469</b>	<b>2,531,789</b>	<b>13,618,898</b>	<b>66.4 %</b>
38000 PALS	13,775		6,375	7,400		-
<b>380 * PALS PROGRAM</b>	<b>13,775</b>	<b>0</b>	<b>6,375</b>	<b>7,400</b>	<b>0</b>	<b>--</b>
40000 Aquatics	23,548		2,291	14,955	6,301	-
<b>400 * AQUATICS PROGRAM</b>	<b>23,548</b>	<b>0</b>	<b>2,291</b>	<b>14,955</b>	<b>6,301</b>	<b>--</b>
<b>Fund ** GENERAL FUND</b>	<b>2,199,597</b>	<b>28,777,018</b>	<b>6,742,259</b>	<b>3,931,128</b>	<b>20,303,238</b>	<b>70.6 %</b>
34020 Lahaina restoration Park Asses	500,000		97,834	402,166		-
<b>340 * PARKS &amp; REC ADMIN PROG</b>	<b>500,000</b>	<b>0</b>	<b>97,834</b>	<b>402,166</b>	<b>0</b>	<b>--</b>
<b>Fund ** SPECIAL REVENUE FUND</b>	<b>500,000</b>	<b>0</b>	<b>97,834</b>	<b>402,166</b>	<b>0</b>	<b>--</b>
42000 Waiehu golf course	333,058	1,871,870	381,467	391,203	1,432,258	76.5 %
42002 Waiehu golf ERS & FICA		272,024	53,787		218,237	80.2 %
42003 Waiehu golf health fund		173,443	38,614		134,829	77.7 %
42004 Waiehu golf admin overhead		1,176,047	286,488		889,559	75.6 %
42005 Waiehu golf debt service		231,022	57,755		173,267	75.0 %
42007 Golf contribution to OPEB		80,853	20,213		60,640	75.0 %
<b>420 * WAIEHU GOLF COURSE PROGRAM</b>	<b>333,058</b>	<b>3,805,259</b>	<b>838,324</b>	<b>391,203</b>	<b>2,908,790</b>	<b>76.4 %</b>

**County of Maui**  
**Statement of Appropriations and Expenditures**  
**Operations by Activity**  
**Fiscal Year Ending 6/30/17 - as of 9/30/2017**

Activity * Program ** Fund *** Department	Prior Year Encumbrance 6/30/2016	Amended Annual Estimate	Year to Date Expended	Current Encumbrance 09/30/2017	Balance Available	% of Budget Available
<b>Fund ** ENTERPRISE FUND</b>	<b>333,058</b>	<b>3,805,259</b>	<b>838,324</b>	<b>391,203</b>	<b>2,908,790</b>	<b>76.4 %</b>
<b>Dept *** Parks and Recreation</b>	<b>3,032,655</b>	<b>32,582,277</b>	<b>7,678,417</b>	<b>4,724,497</b>	<b>23,212,028</b>	<b>71.2 %</b>
<b>Public Works</b>						
43000 Public works administration	5,176	589,314	127,306	5,176	462,008	78.4 %
<b>430 * PUBLIC WORKS ADMIN PROGRAM</b>	<b>5,176</b>	<b>589,314</b>	<b>127,306</b>	<b>5,176</b>	<b>462,008</b>	<b>78.4 %</b>
44000 Engineering	577,124	3,783,194	917,836	523,663	2,918,819	77.2 %
<b>440 * ENGINEERING PROGRAM</b>	<b>577,124</b>	<b>3,783,194</b>	<b>917,836</b>	<b>523,663</b>	<b>2,918,819</b>	<b>77.2 %</b>
45000 Special maintenance	303,001	3,233,825	710,748	387,978	2,438,101	75.4 %
<b>450 * SPECIAL MAINTENANCE PROGRAM</b>	<b>303,001</b>	<b>3,233,825</b>	<b>710,748</b>	<b>387,978</b>	<b>2,438,101</b>	<b>75.4 %</b>
46000 Development services admin	25,681	2,344,453	512,576	20,828	1,836,731	78.3 %
<b>460 * DEVELOPMENT SERVICES ADMINSTRN</b>	<b>25,681</b>	<b>2,344,453</b>	<b>512,576</b>	<b>20,828</b>	<b>1,836,731</b>	<b>78.3 %</b>
<b>Fund ** GENERAL FUND</b>	<b>910,982</b>	<b>9,950,786</b>	<b>2,268,466</b>	<b>937,645</b>	<b>7,655,659</b>	<b>76.9 %</b>
50000 Highway administration		893,565	118,092	60	775,413	86.8 %
50002 Highway ERS & FICA		2,224,726	424,672		1,800,054	80.9 %
50003 Highway health fund		1,408,873	314,112		1,094,761	77.7 %
50004 Highway debt service		5,271,441	1,317,860		3,953,581	75.0 %
50005 Highway admin overhead		4,636,722	1,123,486		3,513,236	75.8 %
50007 Supplemental trfs general fund		1,023,886	255,972		767,914	75.0 %
50011 Highways contribution to OPEB		661,248	165,312		495,936	75.0 %
<b>500 * HIGHWAY ADMINISTRATION PROGRAM</b>	<b>0</b>	<b>16,120,461</b>	<b>3,719,506</b>	<b>60</b>	<b>12,400,895</b>	<b>76.9 %</b>
51000 Road/bridge/drain maintenance	655,094	13,448,432	2,368,548	699,203	11,035,777	82.1 %
<b>510 * ROAD/BRIDGE/DRAIN MAINT PROG</b>	<b>655,094</b>	<b>13,448,432</b>	<b>2,368,548</b>	<b>699,203</b>	<b>11,035,777</b>	<b>82.1 %</b>
52000 Traffic signs & marking	94,679	1,480,369	294,487	111,199	1,169,364	79.0 %

**County of Maui**  
**Statement of Appropriations and Expenditures**  
**Operations by Activity**  
**Fiscal Year Ending 6/30/17 - as of 9/30/2017**

Activity		Prior Year	Amended	Year	Current	Balance	% of	
* Program	** Fund	*** Department	Encumbrance	Annual	to Date	Encumbrance	Balance	Budget
			6/30/2016	Estimate	Expended	09/30/2017	Available	Available
520	*	TRAFFIC SIGNS/MARKING PROGRAM	94,679	1,480,369	294,487	111,199	1,169,364	79.0 %
53000		Garage services	22,526		14,817	3,842	3,866	-
530	*	GARAGE SERVICES PROGRAM	22,526	0	14,817	3,842	3,866	- -
Fund	**	SPECIAL REVENUE FUND	772,299	31,049,262	6,397,358	814,304	24,609,902	79.3 %
Dept	***	Public Works	1,683,281	41,000,048	8,665,824	1,751,949	32,265,561	78.7 %
<b>Transportation</b>								
65000		TRANSPORTATION ADMIN/GEN FUND	150,820	1,194,759	157,668	238,389	949,522	79.5 %
650	*	TRANSPORTATION	150,820	1,194,759	157,668	238,389	949,522	79.5 %
65301		HUMAN SVC TRANS/GEN FUND	51,128	6,180,013	1,545,003	4,648,022	38,116	0.6 %
653	*	HUMAN SERVICE TRANSPORTN PRG	51,128	6,180,013	1,545,003	4,648,022	38,116	0.6 %
65900		AIR AMBULANCE PRG/GEN FUND		672,215			672,215	100.0 %
659	*	AIR AMBULANCE PROGRAM	0	672,215	0	0	672,215	100.0 %
Fund	**	GENERAL FUND	201,948	8,046,987	1,702,671	4,886,411	1,659,853	20.6 %
65001		TRANSPORTATION ADMIN/HWY FUND	286,968	400,000	146,259	190,709	350,000	87.5 %
125	*	ADMINISTRATION PROGRAM	286,968	400,000	146,259	190,709	350,000	87.5 %
65034		TRANSPORTATION SHELTER CLEAN'G	7,095			7,095		-
65039		PUBLIC TRANSIT/HIGHWAY FUND	714,914	10,860,015	2,684,306	8,075,159	815,464	7.5 %
655	*	PUBLIC TRANSIT PROGRAM	722,009	10,860,015	2,684,306	8,082,254	815,464	7.5 %
Fund	**	SPECIAL REVENUE FUND	1,008,977	11,260,015	2,830,565	8,272,963	1,165,464	10.4 %
Dept	***	Transportation	1,210,925	19,307,002	4,533,236	13,159,374	2,825,317	14.6 %
<b>Environmental Management</b>								
54000		Environmental mgt administratn	3,000	620,678	149,000	69,135	405,544	65.3 %

**County of Maui**  
**Statement of Appropriations and Expenditures**  
**Operations by Activity**  
**Fiscal Year Ending 6/30/17 - as of 9/30/2017**

Activity * Program ** Fund *** Department	Prior Year Encumbrance 6/30/2016	Amended Annual Estimate	Year to Date Expended	Current Encumbrance 09/30/2017	Balance Available	% of Budget Available
<b>540 * ENVIRONMENTAL MGT ADMIN PRGRAM</b>	<b>3,000</b>	<b>620,678</b>	<b>149,000</b>	<b>69,135</b>	<b>405,544</b>	<b>65.3 %</b>
<b>Fund ** GENERAL FUND</b>	<b>3,000</b>	<b>620,678</b>	<b>149,000</b>	<b>69,135</b>	<b>405,544</b>	<b>65.3 %</b>
54205 MALAMA MAUI NUI		155,500	38,750	116,250	500	0.3 %
54219 EP & S SOLID WASTE ALTERNATIVE	525,549	7,033,196	1,031,768	5,117,315	1,409,660	20.0 %
<b>542 * ENV PROTECTION &amp; SUBSTAINABILI</b>	<b>525,549</b>	<b>7,188,696</b>	<b>1,070,518</b>	<b>5,233,565</b>	<b>1,410,160</b>	<b>19.6 %</b>
55000 Wastewater administration	126,000	2,865,143	613,269	283,871	2,094,007	73.1 %
55002 Wastewater ERS & FICA		2,182,001	425,433		1,756,568	80.5 %
55003 Wastewater health fund		1,381,816	314,269		1,067,547	77.3 %
55004 Wastewater debt service		10,476,973	2,619,243		7,857,730	75.0 %
55005 Wastewater admin overhead		3,948,960	976,065		2,972,895	75.3 %
55008 Wastewater contributn to OPEB		648,549	162,137		486,412	75.0 %
55009 Wastewater reimb-GF-DEM admin		563,873	563,873			0.0 %
55010 CW SEWER CI RESERVE FUND		1,659,979	1,659,979			0.0 %
<b>550 * WASTEWATER ADMIN PROGRAM</b>	<b>126,000</b>	<b>23,727,294</b>	<b>7,334,268</b>	<b>283,871</b>	<b>16,235,159</b>	<b>68.4 %</b>
56000 Wastewater reclamation	2,606,191	22,230,020	6,191,579	2,911,673	15,732,966	70.8 %
<b>560 * WASTEWATER RECLAMATION PROGRAM</b>	<b>2,606,191</b>	<b>22,230,020</b>	<b>6,191,579</b>	<b>2,911,673</b>	<b>15,732,966</b>	<b>70.8 %</b>
60000 Solid waste administration	9,911	1,283,380	293,081	148,103	852,107	66.4 %
60002 Solid waste ERS & FICA		1,748,195	357,100		1,391,095	79.6 %
60003 Solid waste health fund		1,103,059	265,036		838,023	76.0 %
60004 Solid waste debt service		4,381,775	1,095,444		3,286,331	75.0 %
60005 Solid waste admin overhead		4,554,793	1,214,075		3,340,718	73.3 %
60007 Solidwaste contributn to OPEB		519,610	123,972		395,638	76.1 %
60008 Solidwaste reimb-GF-DEM admin		328,587	328,587			0.0 %
<b>600 * SOLID WASTE ADMINISTRATION</b>	<b>9,911</b>	<b>13,919,399</b>	<b>3,677,295</b>	<b>148,103</b>	<b>10,103,912</b>	<b>72.6 %</b>
60200 Solidwaste operations	955,996	12,913,175	2,179,949	4,132,827	7,556,396	58.5 %

**County of Maui**  
**Statement of Appropriations and Expenditures**  
**Operations by Activity**  
**Fiscal Year Ending 6/30/17 - as of 9/30/2017**

Activity * Program ** Fund *** Department	Prior Year Encumbrance 6/30/2016	Amended Annual Estimate	Year to Date Expended	Current Encumbrance 09/30/2017	Balance Available	% of Budget Available
<b>602 * SOLIDWASTE OPERATIONS</b>	<b>955,996</b>	<b>12,913,175</b>	<b>2,179,949</b>	<b>4,132,827</b>	<b>7,556,396</b>	<b>58.5 %</b>
<b>Fund ** SPECIAL REVENUE FUND</b>	<b>4,223,647</b>	<b>79,978,584</b>	<b>20,453,609</b>	<b>12,710,039</b>	<b>51,038,593</b>	<b>63.8 %</b>
<b>Dept *** Environmental Management</b>	<b>4,226,647</b>	<b>80,599,262</b>	<b>20,602,609</b>	<b>12,779,174</b>	<b>51,444,137</b>	<b>63.8 %</b>
<b>Water Supply</b>						
70001 Water Administration	651,812	9,645,322	1,528,645	613,181	8,155,316	84.6 %
70004 Leeward Haleakala Forest Restn	250,572	198,000		250,572	198,000	100.0 %
70006 West Maui Partnershp-UH watrsd	378,941	350,000		378,941	350,000	100.0 %
70007 East Molokai Watershed Partner	163,751	250,000	45,726	118,025	250,000	100.0 %
70009 Miconia Containment & Removal	250,000	250,000	45,061	204,939	250,000	100.0 %
70010 East Maui Watershed Protection	587,035	516,000	188,866	398,123	516,046	100.0 %
70030 CW WATERSHED PROTECTION	105,334	98,000		105,334	98,000	100.0 %
70031 Puu Kukui Watershed Preserve	268,264	300,000	48,179	220,085	300,000	100.0 %
70032 HONOKOWAI/WAHIKULI WATERSHED	57,295	75,000		57,295	75,000	100.0 %
70036 Auwahi forest restoration proj	37,000	37,000		37,000	37,000	100.0 %
70037 Hawaii agriculture research ct	47,421	68,000		47,421	68,000	100.0 %
<b>700 * WATER ADMINISTRATION PROGRAM</b>	<b>2,797,425</b>	<b>11,787,322</b>	<b>1,856,477</b>	<b>2,430,916</b>	<b>10,297,362</b>	<b>87.4 %</b>
70701 Water Debt Service Expenses		6,000,000	1,260,874		4,739,126	79.0 %
70702 Water Insurance Expenses		475,000	5,458		469,542	98.9 %
70703 Water Overhead Charges		5,681,736	1,420,434		4,261,302	75.0 %
70704 Water Employee Fringe Benefits		7,010,444	1,480,550		5,529,894	78.9 %
70705 Water Refund for Mainline Exp		500,000			500,000	100.0 %
70707 Water Department Wide Expense		1,121,088	112,391		1,008,697	90.0 %
<b>707 * WATER DEPARTMENT WIDE EXPENSES</b>	<b>0</b>	<b>20,788,268</b>	<b>4,279,707</b>	<b>0</b>	<b>16,508,561</b>	<b>79.4 %</b>
70901 Water Field Operations	1,254,793	29,428,715	5,623,555	1,670,143	23,389,810	79.5 %
<b>709 * WATER OPERATIONS PROGRAM</b>	<b>1,254,793</b>	<b>29,428,715</b>	<b>5,623,555</b>	<b>1,670,143</b>	<b>23,389,810</b>	<b>79.5 %</b>
<b>Fund ** UTILITY ENTERPRISE FUND</b>	<b>4,052,218</b>	<b>62,004,305</b>	<b>11,759,739</b>	<b>4,101,059</b>	<b>50,195,733</b>	<b>81.0 %</b>


**County of Maui**  
**Statement of Appropriations and Expenditures**  
**Operations by Activity**  
**Fiscal Year Ending 6/30/17 - as of 9/30/2017**

Activity * Program ** Fund *** Department	Prior Year Encumbrance 6/30/2016	Amended Annual Estimate	Year to Date Expended	Current Encumbrance 09/30/2017	Balance Available	% of Budget Available
Dept *** Water Supply	<u>4,052,218</u>	<u>62,004,305</u>	<u>11,759,739</u>	<u>4,101,059</u>	<u>50,195,733</u>	<u>81.0 %</u>
COUNTY AUDITOR						
Grand Total	29,164,881	565,221,197	144,005,519	64,122,293	386,258,313	68.3 %

---

## III. Expenditures

---





**County of Maui**  
**Statement of Appropriations and Expenditures**  
**Grant Programs**  
**Fiscal Year Ending 6/30/2017 - as of 9/30/2017**

Index * Program ** Fund *** Department	Prior Year Encumbrance / Carryover	Amended Budget / Lapses	Year to Date Expended	Current Encumbrance 09/30/2017	Balance Available	% of Budget Available
<b>Office of the Mayor</b>						
186037 2016 HAWAII SEVERE STORMS	743,477				743,477	100.0 %
<b>030 * OFFICE OF MAYOR ADMIN PROGRAM</b>	<b>743,477</b>	<b>0</b>	<b>0</b>	<b>0</b>	<b>743,477</b>	<b>100.0 %</b>
126059 FOOD AND ENERGY SECURITY PROJE	71,811				71,811	100.0 %
136187 HAWAII ST COMM/STATUS WOMEN	598				598	100.0 %
146302 WKFORCE INVESTMENT ACT DWP	14,497			11,087	3,410	23.5 %
166123 DLNR M'LAEA HARBOR SEWAGE P/O			(30,000)		30,000	-
166124 NOAA/HIHWNMS-MAALAEA HARBOR SW			(10,000)		10,000	-
166785 HAWAII ST COMM/STATUS WOMEN	726				726	100.0 %
166810 WKFORCE INNOVATN OPPORTUNITY	24,732		6,056		18,676	75.5 %
166816 HTA PRODUCT ENRICHMENT CY16	500			500		0.0 %
166817 WIOA ADULT&DISLOCATED WORKER	37,372		7,429		29,943	80.1 %
166818 WIOA ADMIN PY2015	3,985				3,985	100.0 %
176810 WIOA YOUTH ACTIVITIES	191,553		26,696	112,585	52,272	27.3 %
176816 HTA COUNTY PRODUCT ENRICHMENT	26,782		8,865		17,917	66.9 %
176817 WIOA ADULT PROGRAM	182,339		39,951	68,267	74,121	40.7 %
176818 WIOA ADMIN PY2016	15,350		(3,835)		19,185	125.0 %
176821 WIOA DISLOCATED WORKER	151,808		37,111	47,724	66,973	44.1 %
186785 HAWAII ST COMM/STATUS WOMEN		3,000			3,000	100.0 %
186810 WIOA YOUTH ACTIVITIES		177,431			177,431	100.0 %
186817 WIOA ADULT PROGRAM		159,613			159,613	100.0 %
186818 WIOA ADMIN PY2017		53,902			53,902	100.0 %
186819 2017 MADE IN MAUI CO FESTIVAL		5,000			5,000	100.0 %
186821 WIOA DISLOCATED WORKER		148,087			148,087	100.0 %
<b>032 * MAYORS OFFICE STATE GRANTS</b>	<b>722,053</b>	<b>547,033</b>	<b>82,273</b>	<b>240,163</b>	<b>946,650</b>	<b>74.6 %</b>
146347 KHAKO RENEWAL PRJ PH-1	20,497			20,497		0.0 %
156346 CDBG PROGRAM ADMIN FY15	91				91	100.0 %
166811 HO'OLEHUA PUMPER	1,553	(1,553)				-
166813 LCHC NEW FACILITY	361,273	(122,620)			238,653	100.0 %
166814 WHW EMERGENCY SHELTER REHAB	4,525				4,525	100.0 %
166815 CDBG PROGRAM ADMIN FY16	1,200		1,332		(132)	(11)%

**County of Maui**  
**Statement of Appropriations and Expenditures**  
**Grant Programs**  
**Fiscal Year Ending 6/30/2017 - as of 9/30/2017**

Index		Prior Year	Amended	Year	Current	Balance	% of	
* Program	** Fund	*** Department	Encumbrance / Carryover	Budget / Lapses	to Date Expended	Encumbrance 09/30/2017	Available	Budget Available
166821		CAMERON CTR REHAB & IMPRVTS		122,620			122,620	100.0 %
176062		HOUSING REHAB LOAN PROJECT INC	11,967		11,863		104	0.9 %
176803		MEO MOLOKAI SHUTTLE SVC BUS B	10,164				10,164	100.0 %
176808		LAHAINA SURF PRESERVATION	203,893		97,353	106,540		0.0 %
176811		THE MAUI FARM REHABILITATION	287,576		4,415	283,161		0.0 %
176812		KHAKO STAIRCASE SAFETY	386,775		3,149	383,626		0.0 %
176814		CAMERON CTR REHAB & IMPRVMNT	247,030			247,030		0.0 %
176815		CDBG PROGRAM ADMIN FY17	19,541		19,294		247	1.3 %
186811		KHAKO RENEWAL PRJ PH II		296,944			296,944	100.0 %
186815		CDBG PROGRAM ADMIN FY18		360,620	67,716	1,549	291,355	80.8 %
186822		HALE MAHAOLU EWALU SR CTR		550,000			550,000	100.0 %
186823		HALE MAKUA KAHULUI GEN UPGRADE		270,465			270,465	100.0 %
186824		REHABILITATION OF MFSS BLDG		325,070			325,070	100.0 %
<b>035</b>	<b>*</b>	<b>HUD - CDBG GRANTS</b>	<b>1,556,085</b>	<b>1,801,546</b>	<b>205,122</b>	<b>1,042,403</b>	<b>2,110,106</b>	<b>62.8 %</b>
<b>Fund</b>	<b>**</b>	<b>SPECIAL REVENUE FUND</b>	<b>3,021,615</b>	<b>2,348,579</b>	<b>287,395</b>	<b>1,282,566</b>	<b>3,800,233</b>	<b>70.8 %</b>
<b>Dept</b>	<b>***</b>	<b>Office of the Mayor</b>	<b>3,021,615</b>	<b>2,348,579</b>	<b>287,395</b>	<b>1,282,566</b>	<b>3,800,233</b>	<b>70.8 %</b>
<b>Management</b>								
136801		DELL ONLINE SELF-DISPATCH PRG	12,000				12,000	100.0 %
166802		HI INTEGRATED JUSTICE IS PRG	160				160	100.0 %
<b>065</b>	<b>*</b>	<b>MANAGEMENT INFORMATION SYSTEMS</b>	<b>12,160</b>	<b>0</b>	<b>0</b>	<b>0</b>	<b>12,160</b>	<b>100.0 %</b>
<b>Fund</b>	<b>**</b>	<b>SPECIAL REVENUE FUND</b>	<b>12,160</b>	<b>0</b>	<b>0</b>	<b>0</b>	<b>12,160</b>	<b>100.0 %</b>
<b>Dept</b>	<b>***</b>	<b>Management</b>	<b>12,160</b>	<b>0</b>	<b>0</b>	<b>0</b>	<b>12,160</b>	<b>100.0 %</b>
<b>Prosecuting Attorney</b>								
156625		JUSTICE REINVEST INITIATIVE	12,905				12,905	100.0 %
166877		SOH GRANT-IN-AID	31,002	(55,695)	(24,693)			0.0 %
176871		VICTIM/WITNESS ASSISTANCE PRG	2,092		207		1,885	90.1 %
186872		CAREER CRIMINAL PROGRAM		144,736			144,736	100.0 %
<b>081</b>	<b>*</b>	<b>PROSECTORS STATE GRANTS</b>	<b>45,999</b>	<b>89,041</b>	<b>(24,486)</b>	<b>0</b>	<b>159,526</b>	<b>118.1 %</b>
156608		E BYRNE MEMORIAL JAG FY15	57,488		24,612	12,052	20,824	36.2 %

**County of Maui**  
**Statement of Appropriations and Expenditures**  
**Grant Programs**  
**Fiscal Year Ending 6/30/2017 - as of 9/30/2017**

Index		Prior Year	Amended	Year	Current	Balance	% of	
* Program	** Fund	*** Department	Encumbrance / Carryover	Budget / Lapses	to Date Expended	Encumbrance 09/30/2017	Available	Budget Available
166826		ASSET FORFEITURES PROGRAM		40,000	5,539		34,461	86.2 %
166836		ASSET FORFEITURES PROGRAM	211		(1,541)		1,752	830.3 %
166873		DEFENDANT/WITNESS TRIAL PRG	38,166		24,495	938	12,733	33.4 %
166874		PROSECUTORS TRAINING PRG	50,000				50,000	100.0 %
166875		HIGHWAY SAFETY/IMPAIRED DRVG	2,816				2,816	100.0 %
166876		HIGHWAY SAFETY/TRAFFIC RECORDS	4,505				4,505	100.0 %
176835		SPCL NEEDS ADVOCACY PRG	8,417	(200)	8,416		(199)	(2.4)%
176860		SPCL NEEDS ADVOC SUPPLEMENTAL	613,407		113,238	164,895	335,274	54.7 %
176878		DPA 2017 TRAFFIC RECORDS	6,778		5,800		978	14.4 %
176880		MAUI PROSECUTORS OFFICE	14,545		11,001		3,544	24.4 %
186879		DOMESTIC VIOLENCE INVESTIGATIO		53,022	18,816		34,206	64.5 %
<b>082</b>		<b>* PROSECUTORS SH/FEDERAL GRANTS</b>	<b>796,333</b>	<b>92,822</b>	<b>210,376</b>	<b>177,885</b>	<b>500,894</b>	<b>56.3 %</b>
<b>Fund</b>	<b>**</b>	<b>SPECIAL REVENUE FUND</b>	<b>842,332</b>	<b>181,863</b>	<b>185,890</b>	<b>177,885</b>	<b>660,420</b>	<b>64.5 %</b>
<b>Dept</b>	<b>***</b>	<b>Prosecuting Attorney</b>	<b>842,332</b>	<b>181,863</b>	<b>185,890</b>	<b>177,885</b>	<b>660,420</b>	<b>64.5 %</b>
<b>Finance</b>								
166727		STATE IDENTIFICATION PROGRAM	132				132	100.0 %
176724		STATE DISABILITY & COMM	11,504				11,504	100.0 %
176725		COMML DRIVER'S LICENSE FY17	861			861		0.0 %
186734		STATE DISABILITY & COMM		12,038			12,038	100.0 %
186735		COMML DRIVER'S LICENSE FY18		548,321	139,721		408,600	74.5 %
186736		PERIODIC MTR VEH INSPTN FY18		478,028	116,344		361,684	75.7 %
186739		STATE IDENTIFICATION PROGRAM		212,445	43,721		168,724	79.4 %
186740		STATE MOTOR VEH REGISTRATION		348,188	74,008		274,180	78.7 %
<b>150</b>		<b>* MOTOR VEHICLE/LICENSE PROGRAM</b>	<b>12,497</b>	<b>1,599,020</b>	<b>373,794</b>	<b>861</b>	<b>1,236,862</b>	<b>76.8 %</b>
<b>Fund</b>	<b>**</b>	<b>SPECIAL REVENUE FUND</b>	<b>12,497</b>	<b>1,599,020</b>	<b>373,794</b>	<b>861</b>	<b>1,236,862</b>	<b>76.8 %</b>
<b>Dept</b>	<b>***</b>	<b>Finance</b>	<b>12,497</b>	<b>1,599,020</b>	<b>373,794</b>	<b>861</b>	<b>1,236,862</b>	<b>76.8 %</b>
<b>Planning</b>								
106205		EDA ECONOMIC ADJUSTMNT ASSTNCE	1,200,000				1,200,000	100.0 %
<b>190</b>		<b>* PLANNING PROGRAM</b>	<b>1,200,000</b>	<b>0</b>	<b>0</b>	<b>0</b>	<b>1,200,000</b>	<b>100.0 %</b>

**County of Maui**  
**Statement of Appropriations and Expenditures**  
**Grant Programs**  
**Fiscal Year Ending 6/30/2017 - as of 9/30/2017**

Index		Prior Year	Amended	Year	Current	Balance	% of	
* Program	** Fund	*** Department	Encumbrance / Carryover	Budget / Lapses	to Date Expended	Encumbrance 09/30/2017	Available	Budget Available
136258		COASTAL ZONE MANAGEMENT PRG	25,436				25,436	100.0 %
156802		CERTIFIED LOCAL GOVT PRG	13,823				13,823	100.0 %
176801		COASTAL ZONE MANAGEMENT FY17	154,778		9,454		145,324	93.9 %
186801		COASTAL ZONE MANAGEMENT FY18		427,081	50,292		376,789	88.2 %
<b>195</b>	<b>*</b>	<b>PLANNING -STATE GRANTS</b>	<b>194,037</b>	<b>427,081</b>	<b>59,746</b>	<b>0</b>	<b>561,372</b>	<b>90.4 %</b>
<b>Fund</b>	<b>**</b>	<b>SPECIAL REVENUE FUND</b>	<b>1,394,037</b>	<b>427,081</b>	<b>59,746</b>	<b>0</b>	<b>1,761,372</b>	<b>96.7 %</b>
<b>Dept</b>	<b>***</b>	<b>Planning</b>	<b>1,394,037</b>	<b>427,081</b>	<b>59,746</b>	<b>0</b>	<b>1,761,372</b>	<b>96.7 %</b>
<b>Police</b>								
166829		HC&S COMMUNITY INITIATIVE	3,000				3,000	100.0 %
<b>260</b>	<b>*</b>	<b>POLICE ADMINISTRATION PROGRAM</b>	<b>3,000</b>	<b>0</b>	<b>0</b>	<b>0</b>	<b>3,000</b>	<b>100.0 %</b>
126365		FED EQT/SHARING FORFEITURE POL	864				864	100.0 %
136365		FED EQT/SHARING FORFEITURE POL	135				135	100.0 %
196365		FED.JUSTICE POLICE FORFEITURES	62,418	77,362	39,384	15,409	84,988	60.8 %
<b>262</b>	<b>*</b>	<b>POLICE FORFEITURES</b>	<b>63,417</b>	<b>77,362</b>	<b>39,384</b>	<b>15,409</b>	<b>85,987</b>	<b>61.1 %</b>
136910		HI INTRAGENCY MOBLE POLICE 02	2,507				2,507	100.0 %
156910		HI INTERAGNCY MOBILE POLICE03	4,279				4,279	100.0 %
176844		HIGH INTENSITY DRUG TRAFFICKIN	11,655	18,295	6,979		22,970	76.7 %
176854		FY16 JAG PROGRAM	115,978		1,813		114,165	98.4 %
176856		DRUG ENFORCEMENT AGENCY	45,000		45,000			0.0 %
186844		HIGH INTENSITY DRUG TRAFFIC'G		135,240	30,632		104,608	77.3 %
<b>263</b>	<b>*</b>	<b>POLICE FEDERAL GRANTS</b>	<b>179,419</b>	<b>153,535</b>	<b>84,424</b>	<b>0</b>	<b>248,529</b>	<b>74.6 %</b>
126908		TRAINING GRANTS-SOH VARIOUS	252,387				252,387	100.0 %
136301		STATE E911 WIRELESS COMMISSIO	119,249				119,249	100.0 %
136902		TRAINING GRANTS FY2013	72,776				72,776	100.0 %
146026		TRAINING GRANTS FY2014	72,125				72,125	100.0 %
156024		TRAINING GRANTS FY2015	91,999				91,999	100.0 %
156030		STATE E911 WIRELESS COMMISSION	174,382				174,382	100.0 %
166830		STATE E911 WIRELESS COMMISSION	340,334				340,334	100.0 %
166831		TRAINING GRANTS FY2016	79,994		(1,245)		81,239	101.6 %

**County of Maui**  
**Statement of Appropriations and Expenditures**  
**Grant Programs**  
**Fiscal Year Ending 6/30/2017 - as of 9/30/2017**

Index		Prior Year	Amended	Year	Current	Balance	% of	
* Program	** Fund	*** Department	Encumbrance / Carryover	Budget / Lapses	to Date Expended	Encumbrance 09/30/2017	Available	Budget Available
176832	911 EMS DISPATCH COMMUNICATION		18,245		18,246		(1)	(0)%
176834	KALO PROGRAM		7,527		2,129	786	4,611	61.3 %
176846	STATE E911 WIRELESS COMMISSION		1,371,308		(2,357)	1,107,770	265,895	19.4 %
176852	PROHIBIT TOBACCO SALES TO M		2,346				2,346	100.0 %
186832	911 EMS DISPATCH COMMUNICATION			376,866	89,306		287,560	76.3 %
186834	KALO PROGRAM			89,000	540		88,460	99.4 %
186835	HO'OHULI PROGRAM			59,682			59,682	100.0 %
186846	STATE E911 WIRELESS COMMISSION			2,705,104	345,206	191,982	2,167,917	80.1 %
<b>264</b>	<b>* POLICE STATE GRANTS</b>		<b>2,602,672</b>	<b>3,230,652</b>	<b>451,825</b>	<b>1,300,538</b>	<b>4,080,961</b>	<b>70.0 %</b>
136900	PUBLIC HSG DRUG ELIMTN RSS0301		6,364				6,364	100.0 %
146045	VIOLENCE AGAINST WOMEN ACT		2,113				2,113	100.0 %
166509	POLICE AGAINST STREET SALES06		423				423	100.0 %
166833	DOMESTIC VIOLENCE:STRANGULATIO		2,885	45,000		2,885	45,000	94.0 %
166837	MPD TRAFFIC SERVICES		5,922				5,922	100.0 %
166838	MPD TRAFFIC DATA RECORDS		9,751				9,751	100.0 %
166839	MPD SPEED ENFORCEMENT		8,768				8,768	100.0 %
166840	MPD ROADBLOCK PROGRAM		47,870				47,870	100.0 %
166841	DISTRACTED DRIVING ENFORCEMENT		3,459				3,459	100.0 %
166843	MPD SEAT BELT PROGRAM		82,258				82,258	100.0 %
166845	MPD CHILD RESTRAINT PRG		48,428				48,428	100.0 %
166847	HAWAII NARCOTICS TASK FORCE		162				162	100.0 %
166848	SW MARIJUANA ERADICATION		1,085				1,085	100.0 %
166849	BODY WORN CAMERA IMPL PRJ		44,709				44,709	100.0 %
166855	SEX ASSAULT		22,394		19,007	691	2,696	12.0 %
176837	MPD TRAFFIC SERVICES		55,743		29,884	958	24,901	44.7 %
176838	MPD TRAFFIC DATA RECORDS		67,862		20,496		47,366	69.8 %
176839	MPD SPEED ENFORCEMENT		55,064		15,375		39,689	72.1 %
176840	MPD ROADBLOCK PROGRAM		185,983		8,524		177,459	95.4 %
176841	DISTRACTED DRIVING ENFORCEMENT		36,000				36,000	100.0 %
176842	HAWAII NARCOTICS TASK FORCE		14,958		7,888	1,665	5,405	36.1 %
176843	MPD SEAT BELT PROGRAM		80,256				80,256	100.0 %

**County of Maui**  
**Statement of Appropriations and Expenditures**  
**Grant Programs**  
**Fiscal Year Ending 6/30/2017 - as of 9/30/2017**

Index		Prior Year	Amended	Year	Current	Balance	% of	
* Program	** Fund	*** Department	Encumbrance / Carryover	Budget / Lapses	to Date Expended	Encumbrance 09/30/2017	Available	Budget Available
176845	MPD CHILD RESTRAINT PRG		56,515		7,116		49,399	87.4 %
176848	SW MARIJUANA ERADICATION		34,421		25,871	7,115	1,435	4.2 %
176857	POSITIVE OUTREACH INTERVENTION		84,044		7,715		76,329	90.8 %
186833	DOM VIOLENCE:STALKING/HOMICIDE			53,022			53,022	100.0 %
186838	MPD TRAFFIC DATA RECORDS			90,065			90,065	100.0 %
186839	MPD SPEED ENFORCEMENT			203,601			203,601	100.0 %
186843	MPD SEAT BELT PROGRAM			105,850			105,850	100.0 %
<b>265</b>	<b>* POLICE STATE/FEDERAL GRANTS</b>		<b>957,437</b>	<b>497,538</b>	<b>141,876</b>	<b>13,314</b>	<b>1,299,785</b>	<b>89.3 %</b>
<b>Fund **</b>	<b>SPECIAL REVENUE FUND</b>		<b>3,805,945</b>	<b>3,959,087</b>	<b>717,509</b>	<b>1,329,261</b>	<b>5,718,262</b>	<b>73.6 %</b>
<b>Dept ***</b>	<b>Police</b>		<b>3,805,945</b>	<b>3,959,087</b>	<b>717,509</b>	<b>1,329,261</b>	<b>5,718,262</b>	<b>73.6 %</b>
<b>Fire and Public Safety</b>								
106049	FIRE/LEPC (DOH) HMEP		46,622		5,460		41,162	88.3 %
116047	PRIVATE DONATIONS-FIRE DEPT		20,200				20,200	100.0 %
136046	MFD EQUIPMNT PURCHASE/CPS PRGR		77				77	100.0 %
146104	NHTSA MFD PNEUMATIC STRUTS		153				153	100.0 %
166731	VOL FIRE ASSISTANCE GRANT FY16		10,000				10,000	100.0 %
166732	OLOWALU FIRE BRK COMP WUI		1,315				1,315	100.0 %
176733	FY15 ASSISTANCE TO FIRF GRANTS		527,046		469,497		57,549	10.9 %
186033	USDA RURAL 1ST RESPNDR LANAI		9,083				9,083	100.0 %
186034	USDA RURAL 1ST RESPNDR MOLOKAI		3,548				3,548	100.0 %
196051	FIREFIGHTERS CHARTABLE FNDATN		550				550	100.0 %
196055	FEMA FIRE TRAINING FUNDS		6,338				6,338	100.0 %
<b>220</b>	<b>* FIRE CONTROL ADMIN/MAINT PROG</b>		<b>624,932</b>	<b>0</b>	<b>474,957</b>	<b>0</b>	<b>149,975</b>	<b>24.0 %</b>
176820	MAKENA LIFEGUARD SERVICES		18,110		17,446	1,120	(456)	(2.5)%
186820	MAKENA LIFEGUARD SERVICES			703,504	134,040		569,464	80.9 %
<b>252</b>	<b>* OCEAN SAFETY PROGRAM</b>		<b>18,110</b>	<b>703,504</b>	<b>151,486</b>	<b>1,120</b>	<b>569,008</b>	<b>78.9 %</b>
<b>Fund **</b>	<b>SPECIAL REVENUE FUND</b>		<b>643,042</b>	<b>703,504</b>	<b>626,443</b>	<b>1,120</b>	<b>718,983</b>	<b>53.4 %</b>
<b>Dept ***</b>	<b>Fire and Public Safety</b>		<b>643,042</b>	<b>703,504</b>	<b>626,443</b>	<b>1,120</b>	<b>718,983</b>	<b>53.4 %</b>

Emergency Management Agency

**County of Maui**  
**Statement of Appropriations and Expenditures**  
**Grant Programs**  
**Fiscal Year Ending 6/30/2017 - as of 9/30/2017**

Index		Prior Year	Amended	Year	Current	Balance	% of	
* Program	** Fund	*** Department	Encumbrance / Carryover	Budget / Lapses	to Date Expended	Encumbrance 09/30/2017	Available	Budget Available
126053	FFY11	ST HOMELAND SECURITY PRG	11,280				11,280	100.0 %
126054		DISASTER PREPAREDNESS TRAIN-TH	19,957				19,957	100.0 %
136056		INTEROPERABLE ER COMMUNICATION	19,000				19,000	100.0 %
136058		EMERGENCY MGT PERFORMANCE GRT	85,000				85,000	100.0 %
166702		ST HOMELAND SECURITY	116,744		55,705	18,688	42,351	36.3 %
176701		EMERGENCY MGT PERFORMANCE GRT	19				19	100.0 %
176702		ST HOMELAND SECURITY	570,491		12,537	7,800	550,154	96.4 %
186702		ST HOMELAND SECURITY		733,000			733,000	100.0 %
<b>210</b>	<b>*</b>	<b>CIVIL DEFENSE PROGRAM</b>	<b>822,491</b>	<b>733,000</b>	<b>68,242</b>	<b>26,488</b>	<b>1,460,761</b>	<b>93.9 %</b>
<b>Fund</b>	<b>**</b>	<b>SPECIAL REVENUE FUND</b>	<b>822,491</b>	<b>733,000</b>	<b>68,242</b>	<b>26,488</b>	<b>1,460,761</b>	<b>93.9 %</b>
<b>Dept</b>	<b>***</b>	<b>Emergency Management Agency</b>	<b>822,491</b>	<b>733,000</b>	<b>68,242</b>	<b>26,488</b>	<b>1,460,761</b>	<b>93.9 %</b>
<b>Housing and Human Concerns</b>								
136805		CHILDCARE DEVELOPMENT	48,273				48,273	100.0 %
<b>303</b>	<b>*</b>	<b>HUMAN CONCERN - YOUTH/IMMGRNT</b>	<b>48,273</b>	<b>0</b>	<b>0</b>	<b>0</b>	<b>48,273</b>	<b>100.0 %</b>
137731		SEC 8 HSG ADMIN PRG FY2013	45			45		0.0 %
147481		SEC 8 HOUSING ADMIN FY2014	198,283			148	198,135	99.9 %
156449		HOME FFY14 ADMINISTRATION	72,869		12,174	25,715	34,981	48.0 %
156450		HOME FFY14 KULAMALU AH PRJ	24,519		24,519			0.0 %
157481		SEC 8 HOUSING ADMIN FY15	1,417			1,262	155	10.9 %
167480		SEC 8 HOUSING VOUCHER FY16	2,040				2,040	100.0 %
167481		SEC 8 HOUSING ADMIN FY16	3,522			3,522		0.0 %
167482		FSS COORDINATOR GRANT	24,379				24,379	100.0 %
177480		SEC 8 HOUSING VOUCHER FY17			1,026		(1,026)	-
177481		SEC 8 HOUSING ADMIN FY17	1,855			1,855		0.0 %
177712		SEC.8 FAMILY SELF-SUFFICIENT	110,294	11,197			121,491	100.0 %
187480		SEC 8 HOUSING VOUCHER FY18		20,530,852	4,622,655		15,908,197	77.5 %
187481		SEC 8 HOUSING ADMIN FY18		1,838,708	325,562	186,375	1,326,772	72.2 %
187482		FSS COORDINATOR GRANT		24,732	5,607		19,125	77.3 %
197741		SEC8 HSG ASST PYMTS(HAP)-NRA	1,102,746	5,051			1,107,797	100.0 %
197751		SEC8 HSG ASST PYMTS(ADM)-NRA	1,470,993	4,501			1,475,494	100.0 %

**County of Maui**  
**Statement of Appropriations and Expenditures**  
**Grant Programs**  
**Fiscal Year Ending 6/30/2017 - as of 9/30/2017**

Index * Program ** Fund *** Department	Prior Year Encumbrance / Carryover	Amended Budget / Lapses	Year to Date Expended	Current Encumbrance 09/30/2017	Balance Available	% of Budget Available
<b>310 * HOUSING PROGRAM</b>	<b>3,012,962</b>	<b>22,415,041</b>	<b>4,991,543</b>	<b>218,922</b>	<b>20,217,540</b>	<b>79.5 %</b>
116613 AGING TIII DHHS FY11 MA201103	190			190		0.0 %
126643 MENTAL HEALTH TRANSFORM GRT	16				16	100.0 %
146402 ELDER ABUSE PREVENTION SF14	1				1	100.0 %
156427 AGING TITLE III PRGS	19,308		19,308			0.0 %
156429 AGING & DISABILITY RESOURCE	350,265	248,528	86,125	30,513	482,156	80.5 %
156431 PRIVATE DONATION/MATSON	1,000				1,000	100.0 %
156433 VOLUNTARY CONTRIBUTIONS	20,000				20,000	100.0 %
156440 HEALTHY AGING PARTNERSHIP	11,865		8,600		3,265	27.5 %
156443 HEALTHY AGING VOL CONTRIB	15,851		4,318	10,683	851	5.4 %
166741 KUPUNA CARE PROGRAM	68,839		68,839			0.0 %
166769 AGING TITLE III PRGS	12,115		11,775		340	2.8 %
166770 KUPUNA CARE VOL CONTRIB	200				200	100.0 %
166773 ELDER ABUSE PREVENTION SY16	1,991		1,991			0.0 %
176741 KUPUNA CARE PROGRAM	523,598		30,723	46,747	446,128	85.2 %
176769 AGING TITLE III PRGS	356,200		81,498	33,595	241,108	67.7 %
176772 NUTRITION SVCS INCENTIVE	61,076		30,538		30,539	50.0 %
176773 ELDER ABUSE PREVENTION SY17	23,685		(1,991)		25,676	108.4 %
186741 KUPUNA CARE PROGRAM		1,047,441	7,018		1,040,423	99.3 %
186769 AGING TITLE III PRGS		743,889			743,889	100.0 %
186773 ELDER ABUSE PREVENTION SY18		26,492			26,492	100.0 %
<b>316 * AGING STATE/FEDERAL/PVT GRANTS</b>	<b>1,466,200</b>	<b>2,066,350</b>	<b>348,742</b>	<b>121,728</b>	<b>3,062,084</b>	<b>86.7 %</b>
166774 STRATEGIC PREVENTION FRAMEWRK	171,173		2,549	115,963	52,661	30.8 %
<b>318 * HUMAN CONCERNS STATE/FEDERAL</b>	<b>171,173</b>	<b>0</b>	<b>2,549</b>	<b>115,963</b>	<b>52,661</b>	<b>30.8 %</b>
126738 MSC LEISURE FY2012	23,817		11,846	11,971		0.0 %
146405 LEISURE ACTIVITIES FY14	51,203		8,181	17,167	25,855	50.5 %
156405 LEISURE ACTIVITIES FY15	48,358				48,358	100.0 %
166763 LEISURE ACTIVITIES FY16	85,223				85,223	100.0 %
166768 MATSON FOUNDATION CONTRIB	2,000				2,000	100.0 %
176757 ELDERLY LUNCH-A&B KOKUA	2,813				2,813	100.0 %



**County of Maui**  
**Statement of Appropriations and Expenditures**  
**Grant Programs**  
**Fiscal Year Ending 6/30/2017 - as of 9/30/2017**


Index		Prior Year	Amended	Year	Current	Balance	% of	
* Program	** Fund	*** Department	Encumbrance / Carryover	Budget / Lapses	to Date Expended	Encumbrance 09/30/2017	Available	Budget Available
176759	CONGREGATE MEALS NSIP FY17		18,053		7,079		10,974	60.8 %
176763	LEISURE ACTIVITIES FY17		102,362				102,362	100.0 %
176771	RSVP RETIRED & SR VOL PRG		50,876		15,296		35,580	69.9 %
186408	ASSTD TRANSPORT F&E - COUNTY			10,000	10,000			0.0 %
186751	ASSISTED TRANSPORTN SH POS08		33,771		28,948		4,823	14.3 %
186757	ELDERLY LUNCH-A&B KOKUA			20,000	20,000			0.0 %
186758	ASSTD TRANSPORT PVT CONTRIB			14,106	2,286		11,820	83.8 %
186760	CONGREGATE MLS PVT DONATION			102,184	18,899		83,285	81.5 %
186762	HOME DEL MEALS PVT DONATION			58,052	16,700		41,352	71.2 %
186763	LEISURE ACTIVITIES FY18			121,602	4,429		117,173	96.4 %
186764	ASSIST TRANSPORT-KUPUNA			157,916	13,599		144,317	91.4 %
186765	CONGREGATE MEALS TITTLE III			135,276	17,009		118,267	87.4 %
186766	HOME DEL MEALS KUPUNA			101,000	11,126		89,874	89.0 %
186767	HOME DELIVERED MLS TITLE III			101,000	11,681		89,319	88.4 %
<b>325</b>	<b>* H/C SENIOR SERVICES DIVISION</b>		<b>418,476</b>	<b>821,136</b>	<b>197,079</b>	<b>29,138</b>	<b>1,013,395</b>	<b>81.8 %</b>
<b>Fund</b>	<b>** SPECIAL REVENUE FUND</b>		<b>5,117,084</b>	<b>25,302,527</b>	<b>5,539,913</b>	<b>485,751</b>	<b>24,393,953</b>	<b>80.2 %</b>
<b>Dept</b>	<b>*** Housing and Human Concerns</b>		<b>5,117,084</b>	<b>25,302,527</b>	<b>5,539,913</b>	<b>485,751</b>	<b>24,393,953</b>	<b>80.2 %</b>
<b>Parks and Recreation</b>								
126218	ST/HI NAHIKU COMMUNITY CENTER		250,000			250,000		0.0 %
146508	WAR MEMORIAL STADIUM		829,855				829,855	100.0 %
166795	PLAY & LEARN SESSIONS (PALS)		26,004				26,004	100.0 %
176795	PLAY & LEARN SESSIONS (PALS)		24,784				24,784	100.0 %
186795	PLAY & LEARN SESSIONS (PALS)			200,000	69,173		130,827	65.4 %
<b>361</b>	<b>* PARKS STATE GRANTS</b>		<b>1,130,643</b>	<b>200,000</b>	<b>69,173</b>	<b>250,000</b>	<b>1,011,470</b>	<b>76.0 %</b>
<b>Fund</b>	<b>** SPECIAL REVENUE FUND</b>		<b>1,130,643</b>	<b>200,000</b>	<b>69,173</b>	<b>250,000</b>	<b>1,011,470</b>	<b>76.0 %</b>
<b>Dept</b>	<b>*** Parks and Recreation</b>		<b>1,130,643</b>	<b>200,000</b>	<b>69,173</b>	<b>250,000</b>	<b>1,011,470</b>	<b>76.0 %</b>
<b>Public Works</b>								
116502	FHWA PROJS STATE REVIEWS		9,008				9,008	100.0 %
146660	FHWA VARIOUS PROJECTS COUNTY		4				4	100.0 %

**County of Maui**  
**Statement of Appropriations and Expenditures**  
**Grant Programs**  
**Fiscal Year Ending 6/30/2017 - as of 9/30/2017**

Index		Prior Year	Amended	Year	Current	Balance	% of
* Program	** Fund	Encumbrance	Budget /	to Date	Encumbrance	Available	Budget
*** Department		/ Carryover	Lapses	Expended	09/30/2017		Available
442	* DPW STATE/FEDERAL ENGINEERING	9,012	0	0	0	9,012	100.0 %
	Fund ** SPECIAL REVENUE FUND	9,012	0	0	0	9,012	100.0 %
	Dept *** Public Works	9,012	0	0	0	9,012	100.0 %
<b>Transportation</b>							
136279	FTA#5309 FORMULA FUNDS PRG	1,835,686				1,835,686	100.0 %
136802	FTA5309 LIVABILITY PRG FY13	20,286				20,286	100.0 %
146802	FTA RURAL TRNST ASST - RTAP	1,104				1,104	100.0 %
146804	FTA PLANNING PROGRAM 5305 (e)	3,817				3,817	100.0 %
166906	FTA SEC5305 METROPOLITAN TRANS	153,087		70,209	9,242	73,636	48.1 %
176908	FTA SEC5339 BUS/BUS FAC FORM	928,206		385,036	348,490	194,680	21.0 %
176909	FTA SEC5311 NON-URBANIZED	17,899		1,523		16,376	91.5 %
176911	FHWA MAUI METRO PLANNING ORG	188,317				188,317	100.0 %
186912	FHWA MAUI MPO FY18 UPWP		200,000			200,000	100.0 %
650	* TRANSPORTATION	3,148,402	200,000	456,768	357,732	2,533,902	75.7 %
	Fund ** SPECIAL REVENUE FUND	3,148,402	200,000	456,768	357,732	2,533,902	75.7 %
	Dept *** Transportation	3,148,402	200,000	456,768	357,732	2,533,902	75.7 %
<b>Environmental Management</b>							
136038	W MAUI RECYCLED WTR SYSTEM EXP	671,000				671,000	100.0 %
146906	HYATT/W MAUI RECYCLED WATER	501,237				501,237	100.0 %
146907	STARWOOD/W MAUI RECYCLED WATER	1,863,840				1,863,840	100.0 %
550	* WASTEWATER ADMIN PROGRAM	3,036,077	0	0	0	3,036,077	100.0 %
116851	GLASS RECOVERY DOH ASO#11-005	3,250				3,250	100.0 %
186907	GLASS RECOVERY PROGRAM		109,390			109,390	100.0 %
625	* SOLIDWASTE STATE FUNDS GLASS	3,250	109,390	0	0	112,640	100.0 %
	Fund ** SPECIAL REVENUE FUND	3,039,327	109,390	0	0	3,148,717	100.0 %
	Dept *** Environmental Management	3,039,327	109,390	0	0	3,148,717	100.0 %

**County of Maui**  
**Statement of Appropriations and Expenditures**  
**Grant Programs**  
**Fiscal Year Ending 6/30/2017 - as of 9/30/2017**

Index * Program	** Fund	*** Department	Prior Year Encumbrance / Carryover	Amended Budget / Lapses	Year to Date Expended	Current Encumbrance 09/30/2017	Balance Available	% of Budget Available
<b>Grand Total</b>			<b>22,998,587</b>	<b>35,764,051</b>	<b>8,384,873</b>	<b>3,911,664</b>	<b>46,466,107</b>	<b>79.1 %</b>




---

## III. Expenditures

---

### III.C. Revolving / Special Programs



**County of Maui**  
**Statement of Appropriations and Expenditures**  
**Revolving/Special Programs**  
**Fiscal Year Ending 6/30/2017 - as of 9/30/2017**

Index * Program ** Fund *** Department	Prior Year Encumbrance / Carryover	Amended Budget / Lapses	Year to Date Expended	Current Encumbrance 09/30/2017	Balance Available	% of Budget Available
<b>Office of the Mayor</b>						
101400 OPEN SPACE/NAT&CULT RSRC/SCENC	6,543,417	1,964,500			8,507,917	100.0 %
101402 EMERGENCY FUND	23,796,053				23,796,053	100.0 %
101412 SEPT2016 FLOODING EVENT	4,682,584		26,272	372,415	4,283,897	91.5 %
<b>030 * OFFICE OF MAYOR ADMIN PROGRAM</b>	<b>35,022,054</b>	<b>1,964,500</b>	<b>26,272</b>	<b>372,415</b>	<b>36,587,867</b>	<b>98.9 %</b>
101095 RECYCLING GRANT LOAN REVOLVING	127				127	100.0 %
101404 ECONOMIC DEVELOPMENT REVOLVING	20,000				20,000	100.0 %
101405 ECON DEV-UPTOWN SERVICE INC	170,000			170,000		0.0 %
<b>040 * MAYOR ADMIN ECONOMIC DEV PRGMS</b>	<b>190,127</b>	<b>0</b>	<b>0</b>	<b>170,000</b>	<b>20,127</b>	<b>10.6 %</b>
<b>Fund ** SPECIAL REVENUE FUND</b>	<b>35,212,181</b>	<b>1,964,500</b>	<b>26,272</b>	<b>542,415</b>	<b>36,607,994</b>	<b>98.5 %</b>
<b>Dept *** Office of the Mayor</b>	<b>35,212,181</b>	<b>1,964,500</b>	<b>26,272</b>	<b>542,415</b>	<b>36,607,994</b>	<b>98.5 %</b>
<b>Finance</b>						
<b>Police</b>						
101060 ALARM SYSTEM REVOLVING FUND	73,312		9,837		63,475	86.6 %
101060B ALARM SYSTEM REVOLVING FUND		30,000			30,000	100.0 %
<b>280 * UNIFORMED PATROL SERVICES PROG</b>	<b>73,312</b>	<b>30,000</b>	<b>9,837</b>	<b>0</b>	<b>93,475</b>	<b>90.5 %</b>
<b>Fund ** SPECIAL REVENUE FUND</b>	<b>73,312</b>	<b>30,000</b>	<b>9,837</b>	<b>0</b>	<b>93,475</b>	<b>90.5 %</b>
<b>Dept *** Police</b>	<b>73,312</b>	<b>30,000</b>	<b>9,837</b>	<b>0</b>	<b>93,475</b>	<b>90.5 %</b>
<b>Fire and Public Safety</b>						
101075 FIRE PLAN REVIEW FEES	369,547				369,547	100.0 %
101075A FIRE PLAN REVIEW FEES SALARIES		235,372	49,840		185,532	78.8 %
101075B FIRE PLAN REVIEW FEES OPERTN		83,500	9,366		74,134	88.8 %
<b>250 * FIRE PREVENTION PROGRAM</b>	<b>369,547</b>	<b>318,872</b>	<b>59,206</b>	<b>0</b>	<b>629,213</b>	<b>91.4 %</b>
<b>Fund ** SPECIAL REVENUE FUND</b>	<b>369,547</b>	<b>318,872</b>	<b>59,206</b>	<b>0</b>	<b>629,213</b>	<b>91.4 %</b>
<b>Dept *** Fire and Public Safety</b>	<b>369,547</b>	<b>318,872</b>	<b>59,206</b>	<b>0</b>	<b>629,213</b>	<b>91.4 %</b>
<b>Liquor Control</b>						
101139 LIQUOR EDUCATION FUNDS	230,422	3,880	2,590	20,000	211,712	90.4 %

**County of Maui**  
**Statement of Appropriations and Expenditures**  
**Revolving/Special Programs**  
**Fiscal Year Ending 6/30/2017 - as of 9/30/2017**

Index * Program ** Fund *** Department	Prior Year Encumbrance / Carryover	Amended Budget / Lapses	Year to Date Expended	Current Encumbrance 09/30/2017	Balance Available	% of Budget Available
200 * LIQUOR CONTROL GENERAL PROG	230,422	3,880	2,590	20,000	211,712	90.4 %
Fund ** SPECIAL REVENUE FUND	230,422	3,880	2,590	20,000	211,712	90.4 %
Dept *** Liquor Control	230,422	3,880	2,590	20,000	211,712	90.4 %
<b>Housing and Human Concerns</b>						
101025 ANIMAL MANAGEMENT REVOLVING	156,212	358		30,500	126,070	80.5 %
101025C MOLOKAI ANIMAL PATROL VEHICLE		35,000			35,000	100.0 %
300 * HSG & HUMAN CONCERNS ADM PROG	156,212	35,358	0	30,500	161,070	84.1 %
101001 AFFORDABLE HSG FUND-CW	11,230,166	10,133,514	4,007,397	4,972	17,351,311	81.2 %
101004 AFFORDABLE HSG FND-WEST MAUI	3,909,037				3,909,037	100.0 %
101013 AFFORDABLE HOUSING- KULAMALU	1,976,644	100,000	1,031,439	972,180	73,025	3.5 %
101016 LANAI AHP PHASE I	1,975,500	2,000,000		228,615	3,746,885	94.2 %
101017 KAUNOA SR SVCS LEISURE PRG RF	369,785	240,000	59,461	8,384	541,940	88.9 %
101018 AFFD'LE HSG FABMAC HOMES		1,500,000		1,500,000		0.0 %
101020 AFFD'LE HSG HALE MAHAOLU EWALA		2,500,000		2,500,000		0.0 %
101022 NA HALE O MAUI KAHOMA PRJ	409,872			409,872		0.0 %
101023 ARC OF MAUI GRP HM REHAB PRJ	113,078		3,636	109,441		0.0 %
101029 HALE MAHAOLU EWALU PH1 PRJ	1,172,139		1,172,139			0.0 %
101030 HOUSING SEC.8 CERTIFICATE	5,735				5,735	100.0 %
101031 HABITAT FOR HM-KAHOMA PRJ	526,131			526,131		0.0 %
101055 HOUSING SEC.8 VOUCHER PROGRAM	17,755				17,755	100.0 %
101089 RENTAL HOUSING REVOLVING	52,775				52,775	100.0 %
310 * HOUSING PROGRAM	21,758,617	16,473,514	6,274,072	6,259,595	25,698,463	67.2 %
101246 MOLOKAI AG LOAN PROGRAM	172,160				172,160	100.0 %
320 * HUMAN CONCERNS PROGRAM	172,160	0	0	0	172,160	100.0 %
101024B MAUI HUMANE SOCIETY PRG		113,240			113,240	100.0 %
330 * ANIMAL MANAGMENT PROGRAM	0	113,240	0	0	113,240	100.0 %
Fund ** SPECIAL REVENUE FUND	22,086,989	16,622,112	6,274,072	6,290,095	26,144,933	67.5 %
Dept *** Housing and Human Concerns	22,086,989	16,622,112	6,274,072	6,290,095	26,144,933	67.5 %



**County of Maui**  
**Statement of Appropriations and Expenditures**  
**Revolving/Special Programs**  
**Fiscal Year Ending 6/30/2017 - as of 9/30/2017**

Index * Program ** Fund *** Department	Prior Year Encumbrance / Carryover	Amended Budget / Lapses	Year to Date Expended	Current Encumbrance 09/30/2017	Balance Available	% of Budget Available
<b>Parks and Recreation</b>						
101401 OCEAN RECREATIONAL ACTIVITY	438,818	165,400		6,000	598,218	99.0 %
<b>340 * PARKS &amp; REC ADMIN PROG</b>	<b>438,818</b>	<b>165,400</b>	<b>0</b>	<b>6,000</b>	<b>598,218</b>	<b>99.0 %</b>
101113 HWY BEAUT CWD/TREE TRIM PROG	24,806			24,806		0.0 %
<b>350 * PARK MAINTENANCE PROGRAM</b>	<b>24,806</b>	<b>0</b>	<b>0</b>	<b>24,806</b>	<b>0</b>	<b>0.0 %</b>
<b>Fund ** SPECIAL REVENUE FUND</b>	<b>463,624</b>	<b>165,400</b>	<b>0</b>	<b>30,806</b>	<b>598,218</b>	<b>95.1 %</b>
<b>Dept *** Parks and Recreation</b>	<b>463,624</b>	<b>165,400</b>	<b>0</b>	<b>30,806</b>	<b>598,218</b>	<b>95.1 %</b>
<b>Public Works</b>						
101116 HWY BEAUT TREE TRIMMING	73,750	310,000	105,006	5,000	273,744	71.3 %
<b>450 * SPECIAL MAINTENANCE PROGRAM</b>	<b>73,750</b>	<b>310,000</b>	<b>105,006</b>	<b>5,000</b>	<b>273,744</b>	<b>71.3 %</b>
101303 PLAN REVIEW REVOLVING LUCA	3,197,057			16,585	3,180,472	99.5 %
101303A PLAN REVIEW REVOLVING SAL		900,995	205,092		695,903	77.2 %
101303B PLAN REVIEW REVOLVING OP	385	629,237	54,253	52,800	522,568	83.0 %
101303C PLAN REVIEW REVOLVING EQ	108,331	249,000	108,331		249,000	69.7 %
101311 SUBDIVISION CONSTRN REVOLVING	399,463		1,377	58,361	339,725	85.0 %
<b>460 * DEVELOPMENT SERVICES ADMINSTRN</b>	<b>3,705,236</b>	<b>1,779,232</b>	<b>369,053</b>	<b>127,746</b>	<b>4,987,668</b>	<b>90.9 %</b>
<b>Fund ** SPECIAL REVENUE FUND</b>	<b>3,778,986</b>	<b>2,089,232</b>	<b>474,059</b>	<b>132,746</b>	<b>5,261,412</b>	<b>89.7 %</b>
<b>Dept *** Public Works</b>	<b>3,778,986</b>	<b>2,089,232</b>	<b>474,059</b>	<b>132,746</b>	<b>5,261,412</b>	<b>89.7 %</b>
<b>Environmental Management</b>						
101191B TEENS ON CALL PAIA BY PASS		10,000	2,603		7,397	74.0 %
101255A HWY BEAUT-ABAND VEH REV'G SAL		111,565	16,251		95,314	85.4 %
101255B HWY BEAUT-ABAND VEH REV'G OPR	120,171	865,165	157,574	823,614	4,147	0.4 %
<b>542 * ENV PROTECTION &amp; SUSTAINABILI</b>	<b>120,171</b>	<b>986,730</b>	<b>176,428</b>	<b>823,614</b>	<b>106,858</b>	<b>9.7 %</b>
101253 NASKA PUMP STATION	914				914	100.0 %
<b>550 * WASTEWATER ADMIN PROGRAM</b>	<b>914</b>	<b>0</b>	<b>0</b>	<b>0</b>	<b>914</b>	<b>100.0 %</b>
<b>Fund ** SPECIAL REVENUE FUND</b>	<b>121,085</b>	<b>986,730</b>	<b>176,428</b>	<b>823,614</b>	<b>107,772</b>	<b>9.7 %</b>
<b>Dept *** Environmental Management</b>	<b>121,085</b>	<b>986,730</b>	<b>176,428</b>	<b>823,614</b>	<b>107,772</b>	<b>9.7 %</b>

**County of Maui**  
**Statement of Appropriations and Expenditures**  
**Revolving/Special Programs**  
**Fiscal Year Ending 6/30/2017 - as of 9/30/2017**


Index * Program	** Fund	*** Department	Prior Year Encumbrance / Carryover	Amended Budget / Lapses	Year to Date Expended	Current Encumbrance 09/30/2017	Balance Available	% of Budget Available
<b>Grand Total</b>			<b>62,336,146</b>	<b>22,180,726</b>	<b>7,022,464</b>	<b>7,839,676</b>	<b>69,654,729</b>	<b>82.4 %</b>

---

# IV. Capital Improvement Program by District

---

## IV. Capital Improvements Program by District



**County of Maui**  
**Statement of Appropriations and Expenditures**  
**Capital Improvement Program by District**  
**Fiscal Year Ending 6/30/2017 - as of 9/30/2017**

01	Hana	Prior Year	Amended	Year	Current	Balance	% of
Index	Activity ** Program *** District	Encumbrance	Budget /	to Date	Encumbrance	Available	Budget
*	**	/	Lapses	Expended	09/30/2017	0	Available
389253	WAIOPAI BRIDGE REPAIRS		70		70		0.0 %
<b>98053</b>	<b>* WAIOPAI BRIDGE REPAIRS</b>	<b>0</b>	<b>70</b>	<b>0</b>	<b>70</b>	<b>0</b>	<b>0.0 %</b>
<b>901</b>	<b>** Drainage</b>	<b>0</b>	<b>70</b>	<b>0</b>	<b>70</b>	<b>0</b>	<b>0.0 %</b>
324200	NAHIKU COMMUNITY CENTER	114,121			114,121		0.0 %
<b>92090</b>	<b>* NAHIKU COMMUNITY CENTER</b>	<b>114,121</b>	<b>0</b>	<b>0</b>	<b>114,121</b>	<b>0</b>	<b>0.0 %</b>
367298	NAHIKU COMMUNITY CENTER	96,173		5,510	90,663		0.0 %
<b>96098</b>	<b>* NAHIKU COMMUNITY CENTER</b>	<b>96,173</b>	<b>0</b>	<b>5,510</b>	<b>90,663</b>	<b>0</b>	<b>0.0 %</b>
378337	HANA CIVIC CENTER	50,000				50,000	100.0 %
<b>97037</b>	<b>* HANA CIVIC CENTER</b>	<b>50,000</b>	<b>0</b>	<b>0</b>	<b>0</b>	<b>50,000</b>	<b>100.0 %</b>
<b>903</b>	<b>** Government Facilities</b>	<b>260,294</b>	<b>0</b>	<b>5,510</b>	<b>204,784</b>	<b>50,000</b>	<b>19.2 %</b>
331101	NAHIKU COMMUNITY CENTER	279,266			279,266		0.0 %
<b>93001</b>	<b>* NAHIKU COMMUNITY CENTER</b>	<b>279,266</b>	<b>0</b>	<b>0</b>	<b>279,266</b>	<b>0</b>	<b>0.0 %</b>
345302	NAHIKU COMMUNITY CENTER	475,786			475,786		0.0 %
<b>94002</b>	<b>* NAHIKU COMMUNITY CENTER</b>	<b>475,786</b>	<b>0</b>	<b>0</b>	<b>475,786</b>	<b>0</b>	<b>0.0 %</b>
356401	HANA-KEANAE-KAILUA PARKS	11,150		5,080	6,070		0.0 %
<b>95001</b>	<b>* HANA-KEANAE-KAILUA PRKS SYSTEM</b>	<b>11,150</b>	<b>0</b>	<b>5,080</b>	<b>6,070</b>	<b>0</b>	<b>0.0 %</b>
356402	PA'ANI MAI PARK IMPROVM	106,561			106,561		0.0 %
<b>95002</b>	<b>* PA'ANI MAI PARK IMPROVEMENTS</b>	<b>106,561</b>	<b>0</b>	<b>0</b>	<b>106,561</b>	<b>0</b>	<b>0.0 %</b>
367101	HANA-KEANAE-KAILUA PARKS	109,576		7,982	101,594		0.0 %
<b>96001</b>	<b>* HANA-KEA-KAILUA PARKS SYSTEM</b>	<b>109,576</b>	<b>0</b>	<b>7,982</b>	<b>101,594</b>	<b>0</b>	<b>0.0 %</b>
378338	HANA-KEANAE-KAILUA PARKS	174,723				174,723	100.0 %
<b>97038</b>	<b>* HANA-KEA-KAILUA PARKS SYSTEM</b>	<b>174,723</b>	<b>0</b>	<b>0</b>	<b>0</b>	<b>174,723</b>	<b>100.0 %</b>

**County of Maui**  
**Statement of Appropriations and Expenditures**  
**Capital Improvement Program by District**  
**Fiscal Year Ending 6/30/2017 - as of 9/30/2017**

01	Hana	Prior Year	Amended	Year	Current	Balance	% of
Index	Activity ** Program *** District	Encumbrance	Budget /	to Date	Encumbrance	Available	Budget
		/ Carryover	Lapses	Expended	09/30/2017		Available
378239	HELENE HALL IMPROVEMENTS	50,000			50,000		0.0 %
<b>97039</b>	<b>* HELENE HALL IMPROVEMENTS</b>	<b>50,000</b>	<b>0</b>	<b>0</b>	<b>50,000</b>	<b>0</b>	<b>0.0 %</b>
389731	HANA-KEA-LAI PARKS SYSTEM		55,000			55,000	100.0 %
<b>98031</b>	<b>* HANA-KEA-KAILUA PARKS SYSTEM</b>	<b>0</b>	<b>55,000</b>	<b>0</b>	<b>0</b>	<b>55,000</b>	<b>100.0 %</b>
<b>904</b>	<b>** Parks and Recreation</b>	<b>1,207,062</b>	<b>55,000</b>	<b>13,062</b>	<b>1,019,277</b>	<b>229,723</b>	<b>18.2 %</b>
317003	HANA DISTRICT RD RESURFACING	22,475		6,933	15,542		0.0 %
<b>91000</b>	<b>* FY 2001 CIP projects</b>	<b>22,475</b>	<b>0</b>	<b>6,933</b>	<b>15,542</b>	<b>0</b>	<b>0.0 %</b>
317200	KAHOLOPOO BRIDGE REPLACEMNT	71,162			71,162		0.0 %
<b>91068</b>	<b>* Kaholopoo bridge replacement</b>	<b>71,162</b>	<b>0</b>	<b>0</b>	<b>71,162</b>	<b>0</b>	<b>0.0 %</b>
317201	PAPAHAWAHAWA BRIDGE REPLACMNT	4			4		0.0 %
<b>91069</b>	<b>* Papahawahawa bridge replacmnt</b>	<b>4</b>	<b>0</b>	<b>0</b>	<b>4</b>	<b>0</b>	<b>0.0 %</b>
317501	PAPAHAWAHAWA BRIDGE RPLCMNT	1,594,061				1,594,061	100.0 %
317505	WAIOHONU BRIDGE REPL BR0900(68	666,968				666,968	100.0 %
<b>91099</b>	<b>* State/Fed/Private FY2001/2011</b>	<b>2,261,029</b>	<b>0</b>	<b>0</b>	<b>0</b>	<b>2,261,029</b>	<b>100.0 %</b>
327500	KAHOOLOPOO BRDGE RPL BR090078	326,801			59,553	267,248	81.8 %
<b>92099</b>	<b>* State/Fed/Private FY2002/2012</b>	<b>326,801</b>	<b>0</b>	<b>0</b>	<b>59,553</b>	<b>267,248</b>	<b>81.8 %</b>
367281	KEANAE RD SAFETY IMPROVEMENTS	167,768		26,058	141,710		0.0 %
<b>96081</b>	<b>* KEANAE RD SAFETY IMPROVEMENTS</b>	<b>167,768</b>	<b>0</b>	<b>26,058</b>	<b>141,710</b>	<b>0</b>	<b>0.0 %</b>
378279	KOUKOUAI BRIDGE REHAB	568,000			568,000		0.0 %
<b>97079</b>	<b>* KOUKOUAI BRIDGE REHABILITATION</b>	<b>568,000</b>	<b>0</b>	<b>0</b>	<b>568,000</b>	<b>0</b>	<b>0.0 %</b>
378382	PIILANI HWY RD IMPRV/NUANUALOA	2,002,650			1,991,000	11,650	0.6 %
<b>97080</b>	<b>* PIILANI HWY RD IMPR/NUANUALOA</b>	<b>2,002,650</b>	<b>0</b>	<b>0</b>	<b>1,991,000</b>	<b>11,650</b>	<b>0.6 %</b>

County of Maui  
 Statement of Appropriations and Expenditures  
 Capital Improvement Program by District  
 Fiscal Year Ending 6/30/2017 - as of 9/30/2017

01	Hana	Prior Year	Amended	Year	Current	Balance	% of
	Index	Encumbrance	Budget /	to Date	Encumbrance	Available	Budget
	* Activity ** Program *** District	/ Carryover	Lapses	Expended	09/30/2017		Available
378381	ROCKFALL/EMBKMNT ASSESSMNT	350,000				350,000	100.0 %
<b>97081</b>	<b>* ROCKFALL/EMBANKMNT ASSESSMNT</b>	<b>350,000</b>	<b>0</b>	<b>0</b>	<b>0</b>	<b>350,000</b>	<b>100.0 %</b>
389755	LELEKEA BRIDGE REPLACEMENT		100,000			100,000	100.0 %
<b>98055</b>	<b>* LELEKEA BRIDGE REPLACEMENT</b>	<b>0</b>	<b>100,000</b>	<b>0</b>	<b>0</b>	<b>100,000</b>	<b>100.0 %</b>
<b>907</b>	<b>** Roads</b>	<b>5,769,889</b>	<b>100,000</b>	<b>32,991</b>	<b>2,846,971</b>	<b>2,989,927</b>	<b>50.9 %</b>
356477	HANA LF MAKAI BERM WASTE	3,213		3,213			0.0 %
<b>95077</b>	<b>* HANA LF MAKAI BERM WST REMOVAL</b>	<b>3,213</b>	<b>0</b>	<b>3,213</b>	<b>0</b>	<b>0</b>	<b>0.0 %</b>
367166	HANA LF MAKAI BERM WASTE	95,990		26,189	69,801		0.0 %
<b>96066</b>	<b>* HANA LANDFILL MAKAI BERM WR</b>	<b>95,990</b>	<b>0</b>	<b>26,189</b>	<b>69,801</b>	<b>0</b>	<b>0.0 %</b>
378208	HANA LF MAKAI BERM WASTE RMVL	529,805	1,172,303	631,145	940,056	130,908	7.7 %
<b>97008</b>	<b>* HANA LANDFILL MAKAI BERM WREMV</b>	<b>529,805</b>	<b>1,172,303</b>	<b>631,145</b>	<b>940,056</b>	<b>130,908</b>	<b>7.7 %</b>
389704	HANA LF MAKAI BERM WASTE RMVL		2,000,000			2,000,000	100.0 %
<b>98004</b>	<b>* HANA LDFILL MAKAI BW REMOVAL</b>	<b>0</b>	<b>2,000,000</b>	<b>0</b>	<b>0</b>	<b>2,000,000</b>	<b>100.0 %</b>
<b>908</b>	<b>** Solid Waste Facilities</b>	<b>629,008</b>	<b>3,172,303</b>	<b>660,547</b>	<b>1,009,857</b>	<b>2,130,908</b>	<b>56.1 %</b>
District ***	Hana	<u>7,866,253</u>	<u>3,327,373</u>	<u>712,110</u>	<u>5,080,959</u>	<u>5,400,558</u>	<u>48.2 %</u>

**County of Maui**  
**Statement of Appropriations and Expenditures**  
**Capital Improvement Program by District**  
**Fiscal Year Ending 6/30/2017 - as of 9/30/2017**

02	Paia-Haiku	Prior Year	Amended	Year	Current	Balance	% of
Index	Activity ** Program *** District	Encumbrance	Budget /	to Date	Encumbrance	Available	Budget
*	**	/ Carryover	Lapses	Expended	09/30/2017	09/30/2017	Available
356403	KAUNOA F/O EXPANSION/RE	108,281		108,281			0.0 %
<b>95003</b>	<b>* KAUNOA F/O EXPANSION/RENOVATN</b>	<b>108,281</b>	<b>0</b>	<b>108,281</b>	<b>0</b>	<b>0</b>	<b>0.0 %</b>
383010	HAIKU FIRE STATION	41,985			41,985		0.0 %
<b>98000</b>	<b>* FY98/08 CIP PROJECTS</b>	<b>41,985</b>	<b>0</b>	<b>0</b>	<b>41,985</b>	<b>0</b>	<b>0.0 %</b>
393201	HAIKU FIRE STATION	129,977			129,977		0.0 %
<b>99044</b>	<b>* HAIKU FIRE STATION</b>	<b>129,977</b>	<b>0</b>	<b>0</b>	<b>129,977</b>	<b>0</b>	<b>0.0 %</b>
<b>903</b>	<b>** Government Facilities</b>	<b>280,243</b>	<b>0</b>	<b>108,281</b>	<b>171,962</b>	<b>0</b>	<b>0.0 %</b>
367102	PAIA-HAIKU PARKS SYSTEM	76,752			76,752		0.0 %
<b>96002</b>	<b>* PAIA-HAIKU PARKS SYSTEM</b>	<b>76,752</b>	<b>0</b>	<b>0</b>	<b>76,752</b>	<b>0</b>	<b>0.0 %</b>
378353	PAIA-HAIKU PARKS SYSTEM	212,460		53,173	99,053	60,235	28.4 %
<b>97053</b>	<b>* PAIA-HAIKU PARKS SYSTEM</b>	<b>212,460</b>	<b>0</b>	<b>53,173</b>	<b>99,053</b>	<b>60,235</b>	<b>28.4 %</b>
389438	PAIA-HAIKU PARKS SYSTEM		135,000			135,000	100.0 %
389738	PAIA-HAIKU PARKS SYSTEM		50,000			50,000	100.0 %
<b>98038</b>	<b>* PAIA-HAIKU PARKS SYSTEM</b>	<b>0</b>	<b>185,000</b>	<b>0</b>	<b>0</b>	<b>185,000</b>	<b>100.0 %</b>
<b>904</b>	<b>** Parks and Recreation</b>	<b>289,212</b>	<b>185,000</b>	<b>53,173</b>	<b>175,805</b>	<b>245,235</b>	<b>51.7 %</b>
317035	BALDWIN AVE BIKEWAY/GREENWAY	96,181			96,181		0.0 %
<b>91016</b>	<b>* Baldwin ave bway/greenway</b>	<b>96,181</b>	<b>0</b>	<b>0</b>	<b>96,181</b>	<b>0</b>	<b>0.0 %</b>
345288	KALIALINUI BRIDGE IMPROVEMENT	137,900			137,900		0.0 %
<b>94039</b>	<b>* KALIALINUI BRIDGE IMPROVEMENT</b>	<b>137,900</b>	<b>0</b>	<b>0</b>	<b>137,900</b>	<b>0</b>	<b>0.0 %</b>
356426	PAIA SCHOOL SAFE ROUTES	9,552			9,552		0.0 %
<b>95026</b>	<b>* PAIA SCHOOL SAFE ROUTES - SCH</b>	<b>9,552</b>	<b>0</b>	<b>0</b>	<b>9,552</b>	<b>0</b>	<b>0.0 %</b>
367235	NORTH SHORE GREENWAY	4,177			4,177		0.0 %



**County of Maui**  
**Statement of Appropriations and Expenditures**  
**Capital Improvement Program by District**  
**Fiscal Year Ending 6/30/2017 - as of 9/30/2017**

02	Paia-Haiku	Prior Year Encumbrance / Carryover	Amended Budget / Lapses	Year to Date Expended	Current Encumbrance 09/30/2017	Balance Available	% of Budget Available
Index	* Activity ** Program *** District						
96035	* NORTH SHORE GREENWAY	4,177	0	0	4,177	0	0.0 %
378393	KAUPAKALUA PVEMNT RECONST	378,711		61,805	109,777	207,129	54.7 %
97093	* KAUPAKALUA RD PAVEMNT RECONS	378,711	0	61,805	109,777	207,129	54.7 %
378394	PAUWELA RD SIDEWK REPAIRS	999,313			1,454	997,858	99.9 %
97094	* PAUWELA RD SIDEWALK REPAIRS	999,313	0	0	1,454	997,858	99.9 %
389259	KAUPAKALUA RD PVMNT RECONST		207			207	100.0 %
98059	* KAUPAKALUA RD PAVEMNT RECONSTR	0	207	0	0	207	100.0 %
389260	NORTH SHORE GREENWAY PRJ		68,760			68,760	100.0 %
98060	* NORTH SHORE GREENWAY PROJECT	0	68,760	0	0	68,760	100.0 %
907	** Roads	1,625,834	68,967	61,805	359,041	1,273,954	75.2 %
378330	KAUNOA SR CTR PROP SEWER SVC	40,000				40,000	100.0 %
97030	* KAUNOA-PROPERTY SEWER SVC	40,000	0	0	0	40,000	100.0 %
389710	KUAU #3 FM REPLACEMENT		60,000			60,000	100.0 %
98010	* KUAU NO.3 FORCE MAIN REPLCMNT	0	60,000	0	0	60,000	100.0 %
389711	KUAU #4 FM REPLACEMENT		60,000			60,000	100.0 %
98011	* KUAU NO.4 FORCE MAIN REPLCMNT	0	60,000	0	0	60,000	100.0 %
909	** Wastewater Facilities	40,000	120,000	0	0	160,000	100.0 %
District ***	Paia-Haiku	<u>2,235,289</u>	<u>373,967</u>	<u>223,259</u>	<u>706,808</u>	<u>1,679,189</u>	<u>64.4 %</u>

**County of Maui**  
**Statement of Appropriations and Expenditures**  
**Capital Improvement Program by District**  
**Fiscal Year Ending 6/30/2017 - as of 9/30/2017**

03	Makawao-Pukalani-Kula	Prior Year Encumbrance / Carryover	Amended Budget / Lapses	Year to Date Expended	Current Encumbrance 09/30/2017	Balance Available	% of Budget Available
Index	* Activity ** Program *** District						
389257	DITCH IMPRV AT WAIPOLI RD		35,199			35,199	100.0 %
<b>98057</b>	<b>* DITCH IMPRV - WAIPOLI RD</b>	<b>0</b>	<b>35,199</b>	<b>0</b>	<b>0</b>	<b>35,199</b>	<b>100.0 %</b>
<b>901</b>	<b>** Drainage</b>	<b>0</b>	<b>35,199</b>	<b>0</b>	<b>0</b>	<b>35,199</b>	<b>100.0 %</b>
356405	MAKAWAO-HAIKU-PAIA PARKS	21,097			21,097		0.0 %
<b>95005</b>	<b>* MAKAWAO-HAIKU-PAIA PRKS SYSTEM</b>	<b>21,097</b>	<b>0</b>	<b>0</b>	<b>21,097</b>	<b>0</b>	<b>0.0 %</b>
356406	PUK-KULA-ULUPALAKUA PARKS	64,086			64,086		0.0 %
<b>95006</b>	<b>* PUKA-KULA-ULUPALAKUA PARKS</b>	<b>64,086</b>	<b>0</b>	<b>0</b>	<b>64,086</b>	<b>0</b>	<b>0.0 %</b>
356407	UPCOUNTRY SKATE PARK	11,698			11,698		0.0 %
<b>95007</b>	<b>* UPCOUNTRY SKATE PARK</b>	<b>11,698</b>	<b>0</b>	<b>0</b>	<b>11,698</b>	<b>0</b>	<b>0.0 %</b>
367103	MAK-PUK-KULA ULU PARKS	118,299			118,299		0.0 %
<b>96003</b>	<b>* MAKAWAO-PUK-K-U PARKS SYSTEM</b>	<b>118,299</b>	<b>0</b>	<b>0</b>	<b>118,299</b>	<b>0</b>	<b>0.0 %</b>
378347	MAK-PUK-KULA ULU PARKS	350,000		13,604	51,647	284,749	81.4 %
<b>97047</b>	<b>* MAK-PUK-KUL-ULU PARK SYSTEM</b>	<b>350,000</b>	<b>0</b>	<b>13,604</b>	<b>51,647</b>	<b>284,749</b>	<b>81.4 %</b>
378350	UPCOUNTRY SKATE PARK	100,000				100,000	100.0 %
<b>97048</b>	<b>* UPCOUNTRY SKATE PARK</b>	<b>100,000</b>	<b>0</b>	<b>0</b>	<b>0</b>	<b>100,000</b>	<b>100.0 %</b>
378249	WAIAKOA GYM IMPRVMENTS	588	40,373		588	40,373	98.6 %
<b>97049</b>	<b>* WAIAKOA GYM IMPROVEMENTS</b>	<b>588</b>	<b>40,373</b>	<b>0</b>	<b>588</b>	<b>40,373</b>	<b>98.6 %</b>
389735	MAK-PU-KULA-ULU PARKS SYSTEM		1,250,000			1,250,000	100.0 %
<b>98035</b>	<b>* MAK-PUK-KU-ULUP PARKS SYSTEM</b>	<b>0</b>	<b>1,250,000</b>	<b>0</b>	<b>0</b>	<b>1,250,000</b>	<b>100.0 %</b>
<b>904</b>	<b>** Parks and Recreation</b>	<b>665,768</b>	<b>1,290,373</b>	<b>13,604</b>	<b>267,415</b>	<b>1,675,122</b>	<b>85.6 %</b>
541160	KAMAOLE TANK REPLACE-DESIGN	1,781			1,781		0.0 %
541170	PHASE 10 PUMP UPGRADES-DESIGN	51,323			51,323		0.0 %

**County of Maui**  
**Statement of Appropriations and Expenditures**  
**Capital Improvement Program by District**  
**Fiscal Year Ending 6/30/2017 - as of 9/30/2017**

03	Makawao-Pukalani-Kula	Prior Year Encumbrance / Carryover	Amended Budget / Lapses	Year to Date Expended	Current Encumbrance 09/30/2017	Balance Available	% of Budget Available
Index	* Activity ** Program *** District						
91058	* Mak/Puk/Kula distrbtn sys impr	53,104	0	0	53,104	0	0.0 %
524750	MAK-PUK-KULA DIST SYST IMPRV	32,711			32,711		0.0 %
94090	* MAKA-PUKA-KULA DIST SYSTEM IMP	32,711	0	0	32,711	0	0.0 %
526010	UPCOUNTRY FIRE PROTECTION	26,508			26,508		0.0 %
96075	* UPCOUNTRY FIRE PROTECTION	26,508	0	0	26,508	0	0.0 %
526020	SOURCE,TRANSMISSION&STORAGE	80,447			49,642	30,805	38.3 %
96076	* SOURCE,TRANSMISSION&STORAGE	80,447	0	0	49,642	30,805	38.3 %
537010	POOKELA WELL#2 EXPLORATORY	2,370,000		15,000	2,346,000	9,000	0.4 %
97112	* POOKELA WELL #2 EXPLORATORY	2,370,000	0	15,000	2,346,000	9,000	0.4 %
547020	UPCOUNTRY RELIABLE CAPACITY	2,200,000				2,200,000	100.0 %
97113	* UPCOUNTRY RELIABLE CAPACITY	2,200,000	0	0	0	2,200,000	100.0 %
529020	UPCOUNTRY RELIABLE CAPACITY		3,150,000			3,150,000	100.0 %
548240	UPCOUNTRY RELIABLE CAPACITY		150,000			150,000	100.0 %
98083	* UPCOUNTRY RELIABLE CAP - DWS	0	3,300,000	0	0	3,300,000	100.0 %
529030	UPCOUNTRY RELIABLE CAPACITY		860,965			860,965	100.0 %
98084	* UPCOUNTRY FIRE PROTECTION IMPV	0	860,965	0	0	860,965	100.0 %
905	** WATER SUPPLY	4,762,770	4,160,965	15,000	2,507,965	6,400,770	71.7 %
327503	HALIIMAILE RD IMPROVEMENTS	862,048				862,048	100.0 %
327504	MAKANI RD RESURFACING/HALEAKAL	880,936				880,936	100.0 %
327508	PUKALANI STREET PAVEMENT	24,573				24,573	100.0 %
92099	* State/Fed/Private FY2002/2012	1,767,557	0	0	0	1,767,557	100.0 %
331140	OLD HALEAKALA HWY SIDEWALK	998,000				998,000	100.0 %
337503	HALIIMAILE RD IMPRVMT PHASE2	15,123				15,123	100.0 %

**County of Maui**  
**Statement of Appropriations and Expenditures**  
**Capital Improvement Program by District**  
**Fiscal Year Ending 6/30/2017 - as of 9/30/2017**

03	Makawao-Pukalani-Kula	Prior Year	Amended	Year	Current	Balance	% of
Index	Activity ** Program *** District	Encumbrance	Budget /	to Date	Encumbrance	Available	Budget
		/ Carryover	Lapses	Expended	09/30/2017		Available
93099	* State/Fed/Private FY2003/2013	1,013,123	0	0	0	1,013,123	100.0 %
345274	HALEAKALA HWY INTERSECT IMPR	24,461			24,461		0.0 %
94040	* HALEAKALA HWY INTERSEC/MAKAWAO	24,461	0	0	24,461	0	0.0 %
345403	BALDWIN AVE RESURFACING	21,851			21,851	1	0.0 %
345410	HALEAKALA HWY INTERSEC IMPR	1,250,000			525,209	724,791	58.0 %
94099	* State/Fed/Private FY94/04/2014	1,271,851	0	0	547,060	724,792	57.0 %
356223	KOKOMO RD PAVEMENT RECON	46,388			46,388		0.0 %
95038	* KOKOMO RD PAVEMENT RECONSTRCTN	46,388	0	0	46,388	0	0.0 %
356740	KOKOMO RD PAVEMENT RECON	2,931,444	(789,214)		177,801	1,964,429	91.7 %
356780	OLD HALEAKALA HWY PVMNT REHAB	1,000,453			385,810	614,642	61.4 %
95099	* State/Fed/PVT FY95-05-15	3,931,897	(789,214)	0	563,611	2,579,071	82.1 %
367010	MAK/MAKANI ROAD IMPROVEMENTS	312,404			312,404		0.0 %
96000	* FY2006/1996 CIP Projects	312,404	0	0	312,404	0	0.0 %
367118	HALEAKALA HWY INTER IMP	500,000			500,000		0.0 %
96018	* HALEAKALA HWY @ MAKAWAO AVE	500,000	0	0	500,000	0	0.0 %
367238	BALDWIN AVE RESURF PH2	860,676		265,897	594,780		0.0 %
96038	* BALDWIN AVE RESURF PH2	860,676	0	265,897	594,780	0	0.0 %
367283	OLD HALEAKALA HWY RECONSTRUCTN	13,299			13,299		0.0 %
96083	* OLD HALEAKALA HWY RECONSTRUCTN	13,299	0	0	13,299	0	0.0 %
378388	GUARDRAIL/SHOULDER IMPRV	298,627				298,627	100.0 %
97088	* GUARDRAIL/SHOULDER IMPR	298,627	0	0	0	298,627	100.0 %
378389	KOKOMO/MAK AVE PAVEMNT RECONST	4,736,113		(1,396)		4,737,509	100.0 %

**County of Maui**  
**Statement of Appropriations and Expenditures**  
**Capital Improvement Program by District**  
**Fiscal Year Ending 6/30/2017 - as of 9/30/2017**

03	Makawao-Pukalani-Kula	Prior Year	Amended	Year	Current	Balance	% of
Index	Activity ** Program *** District	Encumbrance	Budget /	to Date	Encumbrance	Available	Budget
*	**	/ Carryover	Lapses	Expended	09/30/2017		Available
97089	* KOKOMO/MAK AVE PAVEMNT RECON	4,736,113	0	(1,396)	0	4,737,509	100.0 %
907	** Roads	14,776,396	(789,214)	264,501	2,602,003	11,120,679	79.5 %
367167	MAKANI CLOSED LF REMEDIATIN	2,792		2,792			0.0 %
96067	* MAKANI CLOSED LDF REMEDIATION	2,792	0	2,792	0	0	0.0 %
389707	MAKANI LF SITE RESTORATION		1,750,000	242,659	1,040,120	467,221	26.7 %
98007	* MAKANI LDFILL SITE RESTORATION	0	1,750,000	242,659	1,040,120	467,221	26.7 %
908	** Solid Waste Facilities	2,792	1,750,000	245,451	1,040,120	467,221	26.7 %
District ***	Makawao-Pukalani-Kula	<u>20,207,726</u>	<u>6,447,323</u>	<u>538,556</u>	<u>6,417,503</u>	<u>19,698,991</u>	<u>73.9 %</u>

**County of Maui**  
**Statement of Appropriations and Expenditures**  
**Capital Improvement Program by District**  
**Fiscal Year Ending 6/30/2017 - as of 9/30/2017**

04	Wailuku-Kahului	Prior Year Encumbrance / Carryover	Amended Budget / Lapses	Year to Date Expended	Current Encumbrance 09/30/2017	Balance Available	% of Budget Available
Index	* Activity ** Program *** District						
371200	IAO STREAM IMPROVEMENTS	147,637			147,637		0.0 %
<b>97000</b>	<b>* FY1997/2007 CIP projects</b>	<b>147,637</b>	<b>0</b>	<b>0</b>	<b>147,637</b>	<b>0</b>	<b>0.0 %</b>
378295	PAPA AVE DRAINAGE IMPRV		399,950			399,950	100.0 %
<b>97095</b>	<b>* PAPA AVE DRAINAGE IMPROVEMENTS</b>	<b>0</b>	<b>399,950</b>	<b>0</b>	<b>0</b>	<b>399,950</b>	<b>100.0 %</b>
378396	C MAUI DRAINLINE REPAIRS	564,998			529,165	35,834	6.3 %
<b>97096</b>	<b>* CENTRAL MAUI DRAINLINE REPAIRS</b>	<b>564,998</b>	<b>0</b>	<b>0</b>	<b>529,165</b>	<b>35,834</b>	<b>6.3 %</b>
378397	TEST/INSPECT EXIST INJ WELLS	300,000			262,498	37,502	12.5 %
<b>97097</b>	<b>* TESTING/INSPECTN-EXIST W/K INJ</b>	<b>300,000</b>	<b>0</b>	<b>0</b>	<b>262,498</b>	<b>37,502</b>	<b>12.5 %</b>
378398	WAKEA/NIIHAU ST DRAINAGE IMPRV	445,672		172	500	445,000	99.8 %
<b>97098</b>	<b>* WAKEA/NIIHAU ST DRAINAGE IMPR</b>	<b>445,672</b>	<b>0</b>	<b>172</b>	<b>500</b>	<b>445,000</b>	<b>99.8 %</b>
389261	CENTRAL MAUI DRAINAGE REPAIRS		200	200			0.0 %
<b>98061</b>	<b>* CENTRAL MAUI DRAINLINE REPAIRS</b>	<b>0</b>	<b>200</b>	<b>200</b>	<b>0</b>	<b>0</b>	<b>0.0 %</b>
<b>901</b>	<b>** Drainage</b>	<b>1,458,307</b>	<b>400,150</b>	<b>372</b>	<b>939,800</b>	<b>918,286</b>	<b>49.4 %</b>
345312	WAILUKU UNION CHCH/ADDL PARK	633			633		0.0 %
<b>94012</b>	<b>* WAILUKU UNION CHURCH/CO PARK'G</b>	<b>633</b>	<b>0</b>	<b>0</b>	<b>633</b>	<b>0</b>	<b>0.0 %</b>
<b>902</b>	<b>** Other Projects</b>	<b>633</b>	<b>0</b>	<b>0</b>	<b>633</b>	<b>0</b>	<b>0.0 %</b>
345308	AIR CONDITION CHILLER REPLCT	18,266			18,266		0.0 %
<b>94008</b>	<b>* AIR CONDITIONING CHILLER REPLC</b>	<b>18,266</b>	<b>0</b>	<b>0</b>	<b>18,266</b>	<b>0</b>	<b>0.0 %</b>
356293	COUNTY SERVICE CENTER	563,909			563,909		0.0 %
<b>95093</b>	<b>* COUNTY SERVICE CENTER</b>	<b>563,909</b>	<b>0</b>	<b>0</b>	<b>563,909</b>	<b>0</b>	<b>0.0 %</b>
367104	WAILUKU REDEV'T MUNI PRKG LOT	3,766,864		307,102	3,459,762		0.0 %
<b>96004</b>	<b>* WAI REDEV MUNI PRK'G LOT EXP</b>	<b>3,766,864</b>	<b>0</b>	<b>307,102</b>	<b>3,459,762</b>	<b>0</b>	<b>0.0 %</b>

**County of Maui**  
**Statement of Appropriations and Expenditures**  
**Capital Improvement Program by District**  
**Fiscal Year Ending 6/30/2017 - as of 9/30/2017**

04	Wailuku-Kahului	Prior Year	Amended	Year	Current	Balance	% of
Index	Activity ** Program *** District	Encumbrance	Budget /	to Date	Encumbrance	Available	Budget
367240	KALANA O MAUI ELECTRICAL	704,795			704,795		0.0 %
<b>96040</b>	<b>* KALANA O MAUI ELECTRICAL UPGRD</b>	<b>704,795</b>	<b>0</b>	<b>0</b>	<b>704,795</b>	<b>0</b>	<b>0.0 %</b>
378366	WAI REDEVT MUNI PRKG LOT EXP	3,380,447		3,500		3,376,947	99.9 %
<b>97066</b>	<b>* WAI REDEV'T MUNI PARK'G LOT EX</b>	<b>3,380,447</b>	<b>0</b>	<b>3,500</b>	<b>0</b>	<b>3,376,947</b>	<b>99.9 %</b>
378399	KALANA O MAUI LEAK REPAIRS	364,529				364,529	100.0 %
<b>97092</b>	<b>* KALANA O MAUI BLDG LEAK REPRS</b>	<b>364,529</b>	<b>0</b>	<b>0</b>	<b>0</b>	<b>364,529</b>	<b>100.0 %</b>
378405	2154 KAOHU ST BLDG IMPRVMNTS	50,000		9,293	844	39,864	79.7 %
<b>97117</b>	<b>* 2154 Kaohu St Bldg Imprvmnts</b>	<b>50,000</b>	<b>0</b>	<b>9,293</b>	<b>844</b>	<b>39,864</b>	<b>79.7 %</b>
378269	COUNTY SERVICE CENTER	160,000			160,000		0.0 %
<b>97119</b>	<b>* COUNTY SERVICE CENTER</b>	<b>160,000</b>	<b>0</b>	<b>0</b>	<b>160,000</b>	<b>0</b>	<b>0.0 %</b>
389744	WAILUKU REDEVT MUNI PRKG LOT		4,300,000			4,300,000	100.0 %
<b>98044</b>	<b>* WAI REDV'T MUNI PARK'G LOT EXP</b>	<b>0</b>	<b>4,300,000</b>	<b>0</b>	<b>0</b>	<b>4,300,000</b>	<b>100.0 %</b>
<b>903</b>	<b>** Government Facilities</b>	<b>9,008,810</b>	<b>4,300,000</b>	<b>319,895</b>	<b>4,907,576</b>	<b>8,081,340</b>	<b>60.7 %</b>
345310	WAR MEMORIAL CIVIC COMPLEX	29,323	(29,323)				-
<b>94010</b>	<b>* WAR MEMORIAL CIVIC COMPLEX</b>	<b>29,323</b>	<b>(29,323)</b>	<b>0</b>	<b>0</b>	<b>0</b>	<b>- -</b>
345311	WM COMPLEX PAVING IMPROVEMENTS	24,432			24,432		0.0 %
<b>94011</b>	<b>* WM COMPLEX PAVING IMPROVEMENTS</b>	<b>24,432</b>	<b>0</b>	<b>0</b>	<b>24,432</b>	<b>0</b>	<b>0.0 %</b>
356411	KANAHA BEACH PRK MSTR PLAN	56,078		19,676	36,402		0.0 %
<b>95011</b>	<b>* KANAHA BEACH PARK MASTER PLAN</b>	<b>56,078</b>	<b>0</b>	<b>19,676</b>	<b>36,402</b>	<b>0</b>	<b>0.0 %</b>
356412	WAILUKU GYM IMPROVEMENTS	9,479			9,479		0.0 %
<b>95012</b>	<b>* WAILUKU GYM IMPROVEMENTS</b>	<b>9,479</b>	<b>0</b>	<b>0</b>	<b>9,479</b>	<b>0</b>	<b>0.0 %</b>
356413	WAIL-WAIH-WAIK PARKS SYS	14,733			14,733		0.0 %

**County of Maui**  
**Statement of Appropriations and Expenditures**  
**Capital Improvement Program by District**  
**Fiscal Year Ending 6/30/2017 - as of 9/30/2017**

04	Wailuku-Kahului	Prior Year Encumbrance / Carryover	Amended Budget / Lapses	Year to Date Expended	Current Encumbrance 09/30/2017	Balance Available	% of Budget Available
Index	* Activity ** Program *** District						
95013	* WAILUKU-WAIHEE-WAIKAPU PARKS	14,733	0	0	14,733	0	0.0 %
367105	CENTRAL MAUI PARKS SYSTEM	251,738		169,320	82,418		0.0 %
96005	* CENTRL MAUI PARKS SYSTEM	251,738	0	169,320	82,418	0	0.0 %
367106	KEPANIWAI HERITAGE GARDENS	66,260			66,260		0.0 %
96006	* KEPANIWAI HERITAGE GARDENS	66,260	0	0	66,260	0	0.0 %
378355	CENTRAL MAUI PARKS SYSTEM	486,148		12,148	44,923	429,077	88.3 %
97055	* CENTRAL MAUI PARKS SYSTEM	486,148	0	12,148	44,923	429,077	88.3 %
378258	WAIIEHU GC WWTR IMPR	47,600		14,500	33,100		0.0 %
97058	* WAIIEHU GC WW IMPROVEMENTS	47,600	0	14,500	33,100	0	0.0 %
378260	WAIKAPU CC EXPANSION		17,869			17,869	100.0 %
97060	* WAIKAPU COMTY CTR EXPANSION	0	17,869	0	0	17,869	100.0 %
378261	WAILUKU POOL IMPRVMNTS	4,975	6,304		11,279		0.0 %
97061	* WAILUKU POOL IMPROVEMENTS	4,975	6,304	0	11,279	0	0.0 %
378262	WM COMPLEX PAVING IMPRV	43,762	28,760		43,762	28,760	39.7 %
97062	* WM COMPLEX PAVING IMPRVMNTS	43,762	28,760	0	43,762	28,760	39.7 %
389739	WAR MEMORIAL GYM BLDG IMPRV		350,000			350,000	100.0 %
98039	* WM GYM BLDG IMPROVEMENTS	0	350,000	0	0	350,000	100.0 %
389740	CENTRAL MAUI PARKS SYSTEM		1,000,000			1,000,000	100.0 %
98040	* CENTRAL MAUI PARKS SYSTEM	0	1,000,000	0	0	1,000,000	100.0 %
389741	WAIKAPU CC BASKETBALL CRT IMPV		500,000		461,730	38,270	7.7 %
98041	* WAIKAPU COM'TY CTR BB COURT	0	500,000	0	461,730	38,270	7.7 %
389742	NEW KAHULUI COM'TY CTR		250,000			250,000	100.0 %



**County of Maui**  
**Statement of Appropriations and Expenditures**  
**Capital Improvement Program by District**  
**Fiscal Year Ending 6/30/2017 - as of 9/30/2017**

04	Wailuku-Kahului	Prior Year	Amended	Year	Current	Balance	% of
Index	Activity ** Program *** District	Encumbrance	Budget /	to Date	Encumbrance	Available	Budget
*	**	/ Carryover	Lapses	Expended	09/30/2017	Available	Available
98042	* NEW KAHULUI COMMUNITY CENTER	0	250,000	0	0	250,000	100.0 %
904	** Parks and Recreation	1,034,528	2,123,610	215,644	828,518	2,113,976	66.9 %
501030	KAHULUI TANK II - CONSTRUCTION	1,750,000			1,750,000		0.0 %
91024	* Wai-kah distr system imprvmnts	1,750,000	0	0	1,750,000	0	0.0 %
536100	IAO WATER TREATMENT FAC REPLCM	17,137,778		3,032,894	12,766,886	1,337,998	7.8 %
96072	* IAO WTR TREATMENT FAC REPLCMNT	17,137,778	0	3,032,894	12,766,886	1,337,998	7.8 %
547030	CENTRAL MAUI RELIABLE CAPACITY	425,000				425,000	100.0 %
97114	* C MAUI RELIABLE CAPACITY	425,000	0	0	0	425,000	100.0 %
548250	KAHULUI TANK II		2,450,000			2,450,000	100.0 %
98086	* KAHULUI TANK II	0	2,450,000	0	0	2,450,000	100.0 %
529050	CENTRAL MAUI RELIABLE CAPACITY		500,000			500,000	100.0 %
98087	* CENTRAL MAUI RELIABLE CAPACITY	0	500,000	0	0	500,000	100.0 %
905	** WATER SUPPLY	19,312,778	2,950,000	3,032,894	14,516,886	4,712,998	21.2 %
317504	KAM/HINA AVE TRAFFIC SIGNAL	383,123				383,123	100.0 %
91099	* State/Fed/Private FY2001/2011	383,123	0	0	0	383,123	100.0 %
327501	KAHEKILI HWAY PAVMENT/REHAB	881,599				881,599	100.0 %
327507	LONO AVE PAVEMENT REHABILITATI	12,430			208	12,222	98.3 %
92099	* State/Fed/Private FY2002/2012	894,029	0	0	208	893,821	100.0 %
331122	KAM AVE/HINA PVTMNT REHAB	144,423			144,423		0.0 %
93022	* KAMEHAMEHA/HINA PAVEMENT	144,423	0	0	144,423	0	0.0 %
331124	WAKEA PVMNT KAAHUMANU/PUUNENE	61,735			61,735		0.0 %
93024	* WAKEA/KAAHUMANU/PUUNENE PVMNT	61,735	0	0	61,735	0	0.0 %

**County of Maui**  
**Statement of Appropriations and Expenditures**  
**Capital Improvement Program by District**  
**Fiscal Year Ending 6/30/2017 - as of 9/30/2017**

04	Wailuku-Kahului	Prior Year Encumbrance / Carryover	Amended Budget / Lapses	Year to Date Expended	Current Encumbrance 09/30/2017	Balance Available	% of Budget Available
Index	* Activity ** Program *** District						
331125	KAMEHAMEHA AVE AT KANE ST	19,540			19,540		0.0 %
<b>93025</b>	<b>* KAMEHAMEHA AT KANE STREET</b>	<b>19,540</b>	<b>0</b>	<b>0</b>	<b>19,540</b>	<b>0</b>	<b>0.0 %</b>
337504	KAMEHAMEHA AVE PAVEMENT REHAB	1,522,324			577,690	944,634	62.1 %
337505	KAMEHAMEHA TRFC SIGNAL @ KANE	167,226			78,159	89,067	53.3 %
337515	WAKEA AVE PAVEMENT REHAB	1,060,906			246,775	814,132	76.7 %
<b>93099</b>	<b>* State/Fed/Private FY2003/2013</b>	<b>2,750,456</b>	<b>0</b>	<b>0</b>	<b>902,624</b>	<b>1,847,833</b>	<b>67.2 %</b>
345326	WAKEA/KAMEHAMEHA AVE TRAFFIC	35,379			35,379		0.0 %
<b>94026</b>	<b>* WAKEA/KAMEHAMEHA TRAFFIC SIGN</b>	<b>35,379</b>	<b>0</b>	<b>0</b>	<b>35,379</b>	<b>0</b>	<b>0.0 %</b>
345248	WAIALE RD SHOULDER IMPROVEMENT	62,360			62,360		0.0 %
<b>94048</b>	<b>* WAIALE RD SHOULDER IMPROVEMENT</b>	<b>62,360</b>	<b>0</b>	<b>0</b>	<b>62,360</b>	<b>0</b>	<b>0.0 %</b>
345293	WAKEA AVE TRAFFIC SIGNALS	2,763			2,763		0.0 %
<b>94049</b>	<b>* WAKEA AVE TRAFFIC SIGNALS/HINA</b>	<b>2,763</b>	<b>0</b>	<b>0</b>	<b>2,763</b>	<b>0</b>	<b>0.0 %</b>
345250	WAKEA AVE/WELLS PAVEMENT REHAB	45,199			45,199		0.0 %
<b>94050</b>	<b>* WAKEA/WELLS ST PAVEMENT REHAB</b>	<b>45,199</b>	<b>0</b>	<b>0</b>	<b>45,199</b>	<b>0</b>	<b>0.0 %</b>
345401	WAKEA AVE/WELLS ST PAVEMENT RE	348,103			275,574	72,529	20.8 %
345402	WAKEA AVE at HINA TRAFFIC	59,853			29,319	30,534	51.0 %
347520	PAPA AVE PAVEMENT REHABILITATI	181,861			180,033	1,828	1.0 %
<b>94099</b>	<b>* State/Fed/Private FY94/04/2014</b>	<b>589,817</b>	<b>0</b>	<b>0</b>	<b>484,926</b>	<b>104,891</b>	<b>17.8 %</b>
356225	HANSEN ROAD IMPROVEMENT	45,329		3,518	41,811		0.0 %
<b>95042</b>	<b>* HANSEN ROAD IMPROVEMENTS</b>	<b>45,329</b>	<b>0</b>	<b>3,518</b>	<b>41,811</b>	<b>0</b>	<b>0.0 %</b>
356244	KAHAKULOA STREAM BRIDGE	203,602			203,602		0.0 %
<b>95044</b>	<b>* KAHAKULOA STREAM BRIDGE</b>	<b>203,602</b>	<b>0</b>	<b>0</b>	<b>203,602</b>	<b>0</b>	<b>0.0 %</b>
356245	WAIALE ROAD EXTENSION	362,068			362,068		0.0 %

**County of Maui**  
**Statement of Appropriations and Expenditures**  
**Capital Improvement Program by District**  
**Fiscal Year Ending 6/30/2017 - as of 9/30/2017**

04	Wailuku-Kahului	Prior Year Encumbrance / Carryover	Amended Budget / Lapses	Year to Date Expended	Current Encumbrance 09/30/2017	Balance Available	% of Budget Available
Index	* Activity ** Program *** District						
95045	* WAIALE ROAD EXTENSION	362,068	0	0	362,068	0	0.0 %
356246	WAIEHU STREAM BRIDGE REPAIR	500,000		462,900	37,100		0.0 %
95046	* WAIEHU STREAM BRIDGE REPAIR	500,000	0	462,900	37,100	0	0.0 %
356700	HANSEN RD PAVEMENT RECONS	106,373				106,373	100.0 %
356720	LONO AVE PAVEMENT REHAB PH2	57,941				57,941	100.0 %
95099	* State/Fed/PVT FY95-05-15	164,314	0	0	0	164,314	100.0 %
367129	CENTRAL MAUI BIKE/PEDESTRIAN	67,569		20,032	47,537		0.0 %
96029	* CENTRAL MAUI BIKE & PEDESTRIAN	67,569	0	20,032	47,537	0	0.0 %
367241	KAHEKILI HWY IMPRV	3,000,000		1,551,989	1,448,011		0.0 %
96041	* KAHEKILI HIGHWAY IMPROVMENTS	3,000,000	0	1,551,989	1,448,011	0	0.0 %
367242	KUIKAHI DR PAVEMENT REHAB	401,143			401,143		0.0 %
96042	* KUIKAHI DRIVE PAVEMENT REHAB	401,143	0	0	401,143	0	0.0 %
378206	KAHAKULOA STREAM BRIDGE		649,402		649,402		0.0 %
97100	* KAHAKULOA STREAM BRIDGE	0	649,402	0	649,402	0	0.0 %
378402	C MAUI SIGNAL UPGRADE	270,000				270,000	100.0 %
97102	* CENTRAL MAUI SIGNAL UPGRADES	270,000	0	0	0	270,000	100.0 %
378403	KAMEHAMEHA AVE SW IMPRV	327,792			5,328	322,464	98.4 %
97103	* KAMEHAMEHA AVE SIDEWALK IMPR	327,792	0	0	5,328	322,464	98.4 %
378404	WAKEA/KAMEHA INTERSEC IMPRV	240,000				240,000	100.0 %
97104	* WAKEA/KAMEHA AVE INTERSCTN IMP	240,000	0	0	0	240,000	100.0 %
389800	PAVEMENT REHAB S MAUI ROADS		5,448,986			5,448,986	100.0 %
98099	* FY98/08 State/Fed/Private	0	5,448,986	0	0	5,448,986	100.0 %

**County of Maui**  
**Statement of Appropriations and Expenditures**  
**Capital Improvement Program by District**  
**Fiscal Year Ending 6/30/2017 - as of 9/30/2017**

04	Wailuku-Kahului	Prior Year	Amended	Year	Current	Balance	% of
Index	Activity ** Program *** District	Encumbrance	Budget /	to Date	Encumbrance	Available	Budget
*	**	/ Carryover	Lapses	Expended	09/30/2017	Available	Available
<b>907</b>	<b>** Roads</b>	<b>10,570,641</b>	<b>6,098,388</b>	<b>2,038,439</b>	<b>4,955,159</b>	<b>9,675,432</b>	<b>58.0 %</b>
356478	C MAUI LANDFILL IMPRVMT	24,083			24,083		0.0 %
<b>95078</b>	<b>* CENTRAL MAUI LF IMPROVEMENTS</b>	<b>24,083</b>	<b>0</b>	<b>0</b>	<b>24,083</b>	<b>0</b>	<b>0.0 %</b>
367168	WAIKAPU CLOSED LF REMEDIATIN	525			525		0.0 %
<b>96068</b>	<b>* WAIKAPU CLOSED LF REMEDIATION</b>	<b>525</b>	<b>0</b>	<b>0</b>	<b>525</b>	<b>0</b>	<b>0.0 %</b>
378314	CML PH V GAS COLL SYS EXP	841,619			24,934	816,685	97.0 %
<b>97014</b>	<b>* CML PH V GAS COLL'N SYS EXP</b>	<b>841,619</b>	<b>0</b>	<b>0</b>	<b>24,934</b>	<b>816,685</b>	<b>97.0 %</b>
378315	CML SYS CTRL/DATA ACQUISTN	80,000		21,381	58,449	169	0.2 %
<b>97015</b>	<b>* CML SYS CONTROL &amp; DATA ACQUI</b>	<b>80,000</b>	<b>0</b>	<b>21,381</b>	<b>58,449</b>	<b>169</b>	<b>0.2 %</b>
378316	LEACHATE COLL/RECOV/EDS UPGRD	76,182		19,224	56,180	778	1.0 %
<b>97016</b>	<b>* LEACHATE COLL/RECOVERY/ELEC DS</b>	<b>76,182</b>	<b>0</b>	<b>19,224</b>	<b>56,180</b>	<b>778</b>	<b>1.0 %</b>
389712	LEACHATE COLL/RECOV/ELEC DS UP		250,000			250,000	100.0 %
<b>98012</b>	<b>* LEACHATE COLL/REC/ELEC DSUpgrd</b>	<b>0</b>	<b>250,000</b>	<b>0</b>	<b>0</b>	<b>250,000</b>	<b>100.0 %</b>
389713	WAIKAPU LF SITE RESTORATN		860,000		859,987	13	0.0 %
<b>98013</b>	<b>* WAIKAPU LDFILL SITE RESTORATN</b>	<b>0</b>	<b>860,000</b>	<b>0</b>	<b>859,987</b>	<b>13</b>	<b>0.0 %</b>
389714	CML PHASE V-B EXTENSION		3,625,000	103,370	64,830	3,456,800	95.4 %
<b>98014</b>	<b>* CML PH V-B EXTENSION</b>	<b>0</b>	<b>3,625,000</b>	<b>103,370</b>	<b>64,830</b>	<b>3,456,800</b>	<b>95.4 %</b>
<b>908</b>	<b>** Solid Waste Facilities</b>	<b>1,022,409</b>	<b>4,735,000</b>	<b>143,975</b>	<b>1,088,988</b>	<b>4,524,445</b>	<b>78.6 %</b>
345369	HOO HUI ANA FM REPLACEMENT	63,289			63,289		0.0 %
<b>94069</b>	<b>* HOO HUI ANA FM REPLACEMENT</b>	<b>63,289</b>	<b>0</b>	<b>0</b>	<b>63,289</b>	<b>0</b>	<b>0.0 %</b>
356463	EPA CONSENT DECREE SEWER REHAB	72,292			72,292		0.0 %
<b>95063</b>	<b>* EPA CONSENT DECREE SEWER REHAB</b>	<b>72,292</b>	<b>0</b>	<b>0</b>	<b>72,292</b>	<b>0</b>	<b>0.0 %</b>

**County of Maui**  
**Statement of Appropriations and Expenditures**  
**Capital Improvement Program by District**  
**Fiscal Year Ending 6/30/2017 - as of 9/30/2017**

04	Wailuku-Kahului	Prior Year	Amended	Year	Current	Balance	% of
Index	Activity ** Program *** District	Encumbrance	Budget /	to Date	Encumbrance	Available	Budget
		/ Carryover	Lapses	Expended	09/30/2017		Available
356481	WAIIEHU WWPS FM REPLACEMENT	25,000			25,000		0.0 %
<b>95081</b>	<b>* WAIIEHU WWPS FM REPLACEMENT</b>	<b>25,000</b>	<b>0</b>	<b>0</b>	<b>25,000</b>	<b>0</b>	<b>0.0 %</b>
367155	EPA CONSENT DECREE SEWER REHAB	640,834		563,000	77,834		0.0 %
<b>96055</b>	<b>* EPA CONSENT DECREE SEWER REHAB</b>	<b>640,834</b>	<b>0</b>	<b>563,000</b>	<b>77,834</b>	<b>0</b>	<b>0.0 %</b>
367171	HAWAIIAN HOMES FM REPLCMNT	1,088,445		1,088,445			0.0 %
<b>96071</b>	<b>* HAWAIIAN HOMES FM REPLACEMENT</b>	<b>1,088,445</b>	<b>0</b>	<b>1,088,445</b>	<b>0</b>	<b>0</b>	<b>0.0 %</b>
378317	EPA SEWER REHABILITATION	1,000,000			998,586	1,414	0.1 %
<b>97017</b>	<b>* EPA SEWER REHABILITATION</b>	<b>1,000,000</b>	<b>0</b>	<b>0</b>	<b>998,586</b>	<b>1,414</b>	<b>0.1 %</b>
378318	WAI-KAH WWRF SOLID BLDG RENO	1,000,000			657,606	342,394	34.2 %
<b>97018</b>	<b>* WAI-KAH WWRF SOLIDS BLDG RENO</b>	<b>1,000,000</b>	<b>0</b>	<b>0</b>	<b>657,606</b>	<b>342,394</b>	<b>34.2 %</b>
389715	WAI-KAH EPA COMP SEWER REHAB		1,000,000			1,000,000	100.0 %
<b>98015</b>	<b>* WAI-KAH EPA COMP SEWER REHAB</b>	<b>0</b>	<b>1,000,000</b>	<b>0</b>	<b>0</b>	<b>1,000,000</b>	<b>100.0 %</b>
389716	WAI-KAH RECYCLED WTR FM		500,000			500,000	100.0 %
<b>98016</b>	<b>* WAI-KAH RECYCLED WATER FM</b>	<b>0</b>	<b>500,000</b>	<b>0</b>	<b>0</b>	<b>500,000</b>	<b>100.0 %</b>
<b>909</b>	<b>** Wastewater Facilities</b>	<b>3,889,860</b>	<b>1,500,000</b>	<b>1,651,445</b>	<b>1,894,607</b>	<b>1,843,808</b>	<b>34.2 %</b>
<b>District ***</b>	<b>Wailuku-Kahului</b>	<b>46,297,966</b>	<b>22,107,148</b>	<b>7,402,664</b>	<b>29,132,167</b>	<b>31,870,285</b>	<b>46.6 %</b>

**County of Maui**  
**Statement of Appropriations and Expenditures**  
**Capital Improvement Program by District**  
**Fiscal Year Ending 6/30/2017 - as of 9/30/2017**

05	Kihei-Makena	Prior Year	Amended	Year	Current	Balance	% of
Index	Activity ** Program *** District	Encumbrance	Budget /	to Date	Encumbrance	Available	Budget
*	**	/ Carryover	Lapses	Expended	09/30/2017	Available	Available
331244	HAUOLI ST DRAINAGE IMPRVMT	27,790			27,790		0.0 %
<b>93044</b>	<b>* HAUOLI ST DRAINAGE IMPROVEMNT</b>	<b>27,790</b>	<b>0</b>	<b>0</b>	<b>27,790</b>	<b>0</b>	<b>0.0 %</b>
378218	S KIHEI RD CULVERT REPLCMNT	2,063,522		19,436	2,044,086		0.0 %
<b>97118</b>	<b>* S KIHEI RD CULVERT REPLCMNT</b>	<b>2,063,522</b>	<b>0</b>	<b>19,436</b>	<b>2,044,086</b>	<b>0</b>	<b>0.0 %</b>
<b>901</b>	<b>** Drainage</b>	<b>2,091,312</b>	<b>0</b>	<b>19,436</b>	<b>2,071,876</b>	<b>0</b>	<b>0.0 %</b>
331253	KIHEI POLICE STATION	27,874			27,874		0.0 %
<b>93093</b>	<b>* KIHEI POLICE STATION</b>	<b>27,874</b>	<b>0</b>	<b>0</b>	<b>27,874</b>	<b>0</b>	<b>0.0 %</b>
<b>903</b>	<b>** Government Facilities</b>	<b>27,874</b>	<b>0</b>	<b>0</b>	<b>27,874</b>	<b>0</b>	<b>0.0 %</b>
356416	SOUTH MAUI PARKS SYSTEM	59,491			59,491		0.0 %
<b>95016</b>	<b>* SOUTH MAUI PARKS SYSTEM</b>	<b>59,491</b>	<b>0</b>	<b>0</b>	<b>59,491</b>	<b>0</b>	<b>0.0 %</b>
356227	SO MAUI COMMUNITY PARK	189,468			189,468		0.0 %
<b>95048</b>	<b>* SOUTH MAUI COMMUNITY PARK</b>	<b>189,468</b>	<b>0</b>	<b>0</b>	<b>189,468</b>	<b>0</b>	<b>0.0 %</b>
367107	SOUTH MAUI PARKS SYSTEM	26,582			26,582		0.0 %
<b>96007</b>	<b>* SOUTH MAUI PARKS SYSTEM</b>	<b>26,582</b>	<b>0</b>	<b>0</b>	<b>26,582</b>	<b>0</b>	<b>0.0 %</b>
367108	WAIPUILANI PARK IRRIGATION	433,700		379,171	54,529		0.0 %
<b>96008</b>	<b>* WAIPUILANI PARK IRRIGATION</b>	<b>433,700</b>	<b>0</b>	<b>379,171</b>	<b>54,529</b>	<b>0</b>	<b>0.0 %</b>
378244	SOUTH MAUI PARKS SYSTEM	86,227			86,227		0.0 %
378340	SOUTH MAUI PARKS SYSTEM	501,604		79,465	4,419	417,720	83.3 %
<b>97040</b>	<b>* SOUTH MAUI PARKS SYSTEM</b>	<b>587,831</b>	<b>0</b>	<b>79,465</b>	<b>90,646</b>	<b>417,720</b>	<b>71.1 %</b>
378341	WAIPUILANI PRK IRRIGATION	95,533		8,843	5,553	81,137	84.9 %
<b>97041</b>	<b>* WAIPUILANI PARK IRRIGATN SYS</b>	<b>95,533</b>	<b>0</b>	<b>8,843</b>	<b>5,553</b>	<b>81,137</b>	<b>84.9 %</b>
378223	SM COMMUNITY PARK REC CTR		20,075,722		20,075,722		0.0 %

**County of Maui**  
**Statement of Appropriations and Expenditures**  
**Capital Improvement Program by District**  
**Fiscal Year Ending 6/30/2017 - as of 9/30/2017**

05	Kihei-Makena	Prior Year	Amended	Year	Current	Balance	% of
Index	Activity ** Program *** District	Encumbrance	Budget /	to Date	Encumbrance	Available	Budget
*	**	/	Lapses	Expended	09/30/2017	09/30/2017	Available
97123	* SM COMM'TY PARK REC CTR	0	20,075,722	0	20,075,722	0	0.0 %
389732	SOUTH MAUI PARKS SYSTEM		638,000			638,000	100.0 %
98032	* SOUTH MAUI PARKS SYSTEM	0	638,000	0	0	638,000	100.0 %
904	** Parks and Recreation	1,392,605	20,713,722	467,479	20,501,991	1,136,857	5.1 %
521540	BOOSTER PMP/MTR	24,822			24,822		0.0 %
91065	* Kihei-Makena distrbtn sys impr	24,822	0	0	24,822	0	0.0 %
905	** WATER SUPPLY	24,822	0	0	24,822	0	0.0 %
317030	KULANIHAKOI BRIDGE REPLACEMNT	33,442		14,308	19,135		0.0 %
91011	* Kulanihakoi bridge replcmnt	33,442	0	14,308	19,135	0	0.0 %
331127	S KIHEI RD PAVEMENT REHAB	26,100			26,100		0.0 %
93027	* SO KIHEI RD PVMNT REHAB	26,100	0	0	26,100	0	0.0 %
345331	NORTH SO COLLECTOR RD/NAMAUU	101,119			101,119		0.0 %
94031	* NORTH SOUTH COLLECTOR ROAD	101,119	0	0	101,119	0	0.0 %
345400	SO KIHEI RD PAVEMENT REHAB	144,866			144,866		0.0 %
347501	KIHEI BIKEWAY-PIILANI NORTH	397,131				397,131	100.0 %
94099	* State/Fed/Private FY94/04/2014	541,997	0	0	144,866	397,131	73.3 %
356215	WAILEA ALANUI/IKE DR PAVEMENT	49,060		1,407	47,653		0.0 %
95049	* WAILEA ALANUI/IKE DR PVMNT IM	49,060	0	1,407	47,653	0	0.0 %
356760	WAILEA ALANUI/IKE DR PAVEMENT	159,995			159,995		0.0 %
95099	* State/Fed/PVT FY95-05-15	159,995	0	0	159,995	0	0.0 %
367244	NORTH SO COLLECTOR RD	553,622		15,596	538,026		0.0 %
96044	* NORTH SOUTH COLLECTOR RD	553,622	0	15,596	538,026	0	0.0 %

**County of Maui**  
**Statement of Appropriations and Expenditures**  
**Capital Improvement Program by District**  
**Fiscal Year Ending 6/30/2017 - as of 9/30/2017**

05	Kihei-Makena	Prior Year Encumbrance / Carryover	Amended Budget / Lapses	Year to Date Expended	Current Encumbrance 09/30/2017	Balance Available	% of Budget Available
Index	* Activity ** Program *** District						
367184	S MAUI REGIONAL TRAFFIC	316,201		27,073	289,127		0.0 %
<b>96084</b>	<b>* S MAUI REGIONAL TRAFFIC MP</b>	<b>316,201</b>	<b>0</b>	<b>27,073</b>	<b>289,127</b>	<b>0</b>	<b>0.0 %</b>
367577	NORTH SO COLLECTOR RD	246,378			246,378		0.0 %
367579	KIHEI BIKEWAY PHASE 2	45,803			45,803		0.0 %
369501	KIHEI BIKEWAY PHASE 2	73,845			73,845		0.0 %
369503	SO MAUI TRAFFIC MASTER PLAN	342,000			342,000		0.0 %
369505	KUIKAHI DR PAVEMENT REHAB	1,861,238	269,212		1,570,973	559,477	26.3 %
369507	BALDWIN AVE PAVEMNT REHAB PH2	1,993,915	520,002	765,187	1,228,727	520,002	20.7 %
<b>96099</b>	<b>* State/FED/PVT FY96 FY06 FY16</b>	<b>4,563,179</b>	<b>789,214</b>	<b>765,187</b>	<b>3,507,726</b>	<b>1,079,479</b>	<b>20.2 %</b>
378284	PAVEMNT REHAB SM LOCATIONS		3,243			3,243	100.0 %
<b>97084</b>	<b>* SM PAVEMNT REHAB VARIOUS LOC</b>	<b>0</b>	<b>3,243</b>	<b>0</b>	<b>0</b>	<b>3,243</b>	<b>100.0 %</b>
378385	WAIPUILANI BIKE PATH	150,000		38,712	89,288	22,000	14.7 %
<b>97085</b>	<b>* WAIPUILANI BIKE PATH</b>	<b>150,000</b>	<b>0</b>	<b>38,712</b>	<b>89,288</b>	<b>22,000</b>	<b>14.7 %</b>
<b>907</b>	<b>** Roads</b>	<b>6,494,715</b>	<b>792,457</b>	<b>862,283</b>	<b>4,923,035</b>	<b>1,501,853</b>	<b>20.6 %</b>
345372	KIHEI FM #16 REPLACEMENT	20,951			20,951		0.0 %
<b>94072</b>	<b>* KIHEI FM #16 REPLACEMENT</b>	<b>20,951</b>	<b>0</b>	<b>0</b>	<b>20,951</b>	<b>0</b>	<b>0.0 %</b>
356465	SO MAUI RECYCLED WATER	22,074			22,074		0.0 %
<b>95065</b>	<b>* SO MAUI RECYCLED WATER SYSTEM</b>	<b>22,074</b>	<b>0</b>	<b>0</b>	<b>22,074</b>	<b>0</b>	<b>0.0 %</b>
356482	S MAUI RECYCLED WTR DIST SYS	18,626			18,626		0.0 %
<b>95082</b>	<b>* SO MAUI RECYCLED WATER DISTRIB</b>	<b>18,626</b>	<b>0</b>	<b>0</b>	<b>18,626</b>	<b>0</b>	<b>0.0 %</b>
367173	KIHEI #16 PS REHAB/FM REPLC	4,400,000			4,400,000		0.0 %
<b>96073</b>	<b>* KIHEI #16 PS REHAB/FM REPLCMNT</b>	<b>4,400,000</b>	<b>0</b>	<b>0</b>	<b>4,400,000</b>	<b>0</b>	<b>0.0 %</b>
378309	KENOLIO RD/KOKI SEWER REHAB	12,440		6,453	5,987		0.0 %



**County of Maui**  
**Statement of Appropriations and Expenditures**  
**Capital Improvement Program by District**  
**Fiscal Year Ending 6/30/2017 - as of 9/30/2017**

05	Kihei-Makena	Prior Year	Amended	Year	Current	Balance	% of
Index	Activity ** Program *** District	Encumbrance	Budget /	to Date	Encumbrance	Available	Budget
		/ Carryover	Lapses	Expended	09/30/2017		Available
97009	* KENOLIO RD/KOKI PL SEWER REHAB	12,440	0	6,453	5,987	0	0.0 %
378310	KIHEI WWF RTU UPGRDS	1,353,277		20,115	1,189,617	143,544	10.6 %
97010	* KIHEI WWRF RTU UPGRADES	1,353,277	0	20,115	1,189,617	143,544	10.6 %
378311	N KIHEI MAUKA TRNSM SYS	155,217		49,290	105,351	576	0.4 %
97011	* N KIHEI MAUKA TRANSMISSION SYS	155,217	0	49,290	105,351	576	0.4 %
378312	KULANIHAKOI ST RECYCLE WTR LN	1,682,792		435,231	1,021,102	226,459	13.5 %
97012	* KULANIHAKOI SR RECYCLED WTR LN	1,682,792	0	435,231	1,021,102	226,459	13.5 %
378407	KIHEI #16 PS REHAB/FM REPLC	1,010,000			1,009,243	757	0.1 %
97120	* KIHEI #16 PS REHAB/FM REPLC	1,010,000	0	0	1,009,243	757	0.1 %
389705	S KIHEI RD GRAVITY SYS CAP UPG		500,000			500,000	100.0 %
98005	* SK RD GRAVITY SYSTEM CAP UPGRD	0	500,000	0	0	500,000	100.0 %
389406	SM RECYCLED WATER SYS EXP		3,750,000			3,750,000	100.0 %
389706	SM RECYCLED WATER SYS EXP		2,750,000			2,750,000	100.0 %
98006	* SM RECYCLED WATER SYSTEM EXP	0	6,500,000	0	0	6,500,000	100.0 %
909	** Wastewater Facilities	8,675,377	7,000,000	511,089	7,792,951	7,371,336	47.0 %
District ***	Kihei-Makena	18,706,705	28,506,179	1,860,287	35,342,549	10,010,046	21.2 %

**County of Maui**  
**Statement of Appropriations and Expenditures**  
**Capital Improvement Program by District**  
**Fiscal Year Ending 6/30/2017 - as of 9/30/2017**

06	West Maui	Prior Year Encumbrance / Carryover	Amended Budget / Lapses	Year to Date Expended	Current Encumbrance 09/30/2017	Balance Available	% of Budget Available
Index	* Activity ** Program *** District						
317506	LAHAINA WATERSHED PROJ DIVERSI	67,511				67,511	100.0 %
<b>91099</b>	<b>* State/Fed/Private FY2001/2011</b>	<b>67,511</b>	<b>0</b>	<b>0</b>	<b>0</b>	<b>67,511</b>	<b>100.0 %</b>
321213	LAHAINA WATERSHED FLOOD CTRL	221,311			221,311		0.0 %
<b>92033</b>	<b>* LAHAINA WATERSHED FLOOD CONTRL</b>	<b>221,311</b>	<b>0</b>	<b>0</b>	<b>221,311</b>	<b>0</b>	<b>0.0 %</b>
382501	LAH WATERSHED EIS USDA NRCS	8,156				8,156	100.0 %
<b>92099</b>	<b>* State/Fed/Private FY2002/2012</b>	<b>8,156</b>	<b>0</b>	<b>0</b>	<b>0</b>	<b>8,156</b>	<b>100.0 %</b>
331247	LAHAINA WATERSHED FLD CONTROL	9,933			9,933		0.0 %
<b>93047</b>	<b>* LAHAINA WATERSHED FLD CONTROL</b>	<b>9,933</b>	<b>0</b>	<b>0</b>	<b>9,933</b>	<b>0</b>	<b>0.0 %</b>
337506	LAH WATERSHED PROJ DIV PH 3A	823,742			421,588	402,153	48.8 %
<b>93099</b>	<b>* State/Fed/Private FY2003/2013</b>	<b>823,742</b>	<b>0</b>	<b>0</b>	<b>421,588</b>	<b>402,153</b>	<b>48.8 %</b>
345276	LAHAINA WATERSHED FLOOD CTRL	56			56		0.0 %
<b>94054</b>	<b>* LAHAINA WATERSHED FLOOD CNTRL</b>	<b>56</b>	<b>0</b>	<b>0</b>	<b>56</b>	<b>0</b>	<b>0.0 %</b>
356216	LAHAINA WATERSHED FLD CTRL	216,315			216,315		0.0 %
<b>95050</b>	<b>* LAHAINA WATERSHED FLD CONTROL</b>	<b>216,315</b>	<b>0</b>	<b>0</b>	<b>216,315</b>	<b>0</b>	<b>0.0 %</b>
356229	NAPILI 4/5 CULVERT	45,696			45,696		0.0 %
<b>95052</b>	<b>* NAPILI 4/5 CULVERT/L HONO RD</b>	<b>45,696</b>	<b>0</b>	<b>0</b>	<b>45,696</b>	<b>0</b>	<b>0.0 %</b>
367245	LAHAINA WATERSHED FLD CTRL	1,985,000			1,985,000		0.0 %
<b>96045</b>	<b>* LAHAINA WATERSHED FLOOD CTRL</b>	<b>1,985,000</b>	<b>0</b>	<b>0</b>	<b>1,985,000</b>	<b>0</b>	<b>0.0 %</b>
<b>901</b>	<b>** Drainage</b>	<b>3,377,720</b>	<b>0</b>	<b>0</b>	<b>2,899,899</b>	<b>477,820</b>	<b>14.1 %</b>
379517	STATE OF HAWAII DOH GRANT	108,000		49,795		58,205	53.9 %
<b>97099</b>	<b>* State/Fed/PVT FY96 FY06 FY16</b>	<b>108,000</b>	<b>0</b>	<b>49,795</b>	<b>0</b>	<b>58,205</b>	<b>53.9 %</b>
<b>902</b>	<b>** Other Projects</b>	<b>108,000</b>	<b>0</b>	<b>49,795</b>	<b>0</b>	<b>58,205</b>	<b>53.9 %</b>

**County of Maui**  
**Statement of Appropriations and Expenditures**  
**Capital Improvement Program by District**  
**Fiscal Year Ending 6/30/2017 - as of 9/30/2017**

06	West Maui	Prior Year	Amended	Year	Current	Balance	% of
Index	Activity ** Program *** District	Encumbrance	Budget /	to Date	Encumbrance	Available	Budget
*	**	/	Lapses	Expended	09/30/2017	0	Available
378219	LAHAINA REFUSE OFFICE	230,970			230,970		0.0 %
<b>97019</b>	<b>* LAHAINA REFUSE OFFICE</b>	<b>230,970</b>	<b>0</b>	<b>0</b>	<b>230,970</b>	<b>0</b>	<b>0.0 %</b>
<b>903</b>	<b>** Government Facilities</b>	<b>230,970</b>	<b>0</b>	<b>0</b>	<b>230,970</b>	<b>0</b>	<b>0.0 %</b>
345266	MOKUHINIA ECOSYSTEM/RESTORATN	15,257			15,257		0.0 %
<b>94107</b>	<b>* MOKUHINIA ECOSYSTEM/RESTORATN</b>	<b>15,257</b>	<b>0</b>	<b>0</b>	<b>15,257</b>	<b>0</b>	<b>0.0 %</b>
356462	WEST MAUI PARKS SYSTEM	277,560		5,500	272,060		0.0 %
<b>95062</b>	<b>* WEST MAUI PARKS SYSTEM</b>	<b>277,560</b>	<b>0</b>	<b>5,500</b>	<b>272,060</b>	<b>0</b>	<b>0.0 %</b>
356560	MOKUHINIA ECOSYSTEM RESTO	3,000			3,000		0.0 %
<b>95094</b>	<b>* MOKUHINIA ECOSYSTEM RESTO SYS</b>	<b>3,000</b>	<b>0</b>	<b>0</b>	<b>3,000</b>	<b>0</b>	<b>0.0 %</b>
367109	WEST MAUI PARKS SYSTEM	225,000			225,000		0.0 %
<b>96009</b>	<b>* WEST MAUI PARKS SYSTEM</b>	<b>225,000</b>	<b>0</b>	<b>0</b>	<b>225,000</b>	<b>0</b>	<b>0.0 %</b>
367154	WEST MAUI PARKS SYSTEM	412,477			412,477		0.0 %
<b>96054</b>	<b>* WEST MAUI PARKS SYSTEM</b>	<b>412,477</b>	<b>0</b>	<b>0</b>	<b>412,477</b>	<b>0</b>	<b>0.0 %</b>
378264	WEST MAUI PARKS SYSTEM	534,618	1,071,870	105,075	1,335,665	165,748	10.3 %
378363	WEST MAUI PARKS SYSTEM	81,400		50	9,400	71,950	88.4 %
378365	WEST MAUI PARKS SYSTEM	285,000				285,000	100.0 %
<b>97063</b>	<b>* W MAUI PARKS SYSTEM</b>	<b>901,018</b>	<b>1,071,870</b>	<b>105,125</b>	<b>1,345,065</b>	<b>522,698</b>	<b>26.5 %</b>
389743	WEST MAUI PARKS SYSTEM		950,000			950,000	100.0 %
<b>98043</b>	<b>* WEST MAUI PARKS SYSTEM</b>	<b>0</b>	<b>950,000</b>	<b>0</b>	<b>0</b>	<b>950,000</b>	<b>100.0 %</b>
<b>904</b>	<b>** Parks and Recreation</b>	<b>1,834,312</b>	<b>2,021,870</b>	<b>110,625</b>	<b>2,272,859</b>	<b>1,472,698</b>	<b>38.2 %</b>
541210	WEST MAUI SOURCE DEVELOPMENTS	131,898			131,898		0.0 %
<b>91060</b>	<b>* West Maui srce/trmnt plnt impr</b>	<b>131,898</b>	<b>0</b>	<b>0</b>	<b>131,898</b>	<b>0</b>	<b>0.0 %</b>

**County of Maui**  
**Statement of Appropriations and Expenditures**  
**Capital Improvement Program by District**  
**Fiscal Year Ending 6/30/2017 - as of 9/30/2017**

06	West Maui	Prior Year Encumbrance / Carryover	Amended Budget / Lapses	Year to Date Expended	Current Encumbrance 09/30/2017	Balance Available	% of Budget Available
Index	* Activity ** Program *** District						
524850	WEST MAUI DIST SYSTEM IMPROVMT	109,497		33,727	75,770		0.0 %
<b>94101</b>	<b>* WEST MAUI DIST SYSTEM IMPRVMT</b>	<b>109,497</b>	<b>0</b>	<b>33,727</b>	<b>75,770</b>	<b>0</b>	<b>0.0 %</b>
545150	WEST MAUI RELIABLE CAPACITY	242,302			242,302		0.0 %
<b>95085</b>	<b>* WEST MAUI RELIABLE CAPACITY</b>	<b>242,302</b>	<b>0</b>	<b>0</b>	<b>242,302</b>	<b>0</b>	<b>0.0 %</b>
537020	MAHINAHINA WELL #1 DEVELOPMENT	10,000,000				10,000,000	100.0 %
<b>97115</b>	<b>* MAHINAHINA WELL #1 DEV'T</b>	<b>10,000,000</b>	<b>0</b>	<b>0</b>	<b>0</b>	<b>10,000,000</b>	<b>100.0 %</b>
529060	WEST MAUI RELIABLE CAPACITY		5,000,000			5,000,000	100.0 %
538020	WEST MAUI RELIABLE CAPACITY		5,000,000			5,000,000	100.0 %
<b>98088</b>	<b>* MAHINAHINA WELL #1 DEV'T</b>	<b>0</b>	<b>10,000,000</b>	<b>0</b>	<b>0</b>	<b>10,000,000</b>	<b>100.0 %</b>
<b>905</b>	<b>** WATER SUPPLY</b>	<b>10,483,697</b>	<b>10,000,000</b>	<b>33,727</b>	<b>449,970</b>	<b>20,000,000</b>	<b>97.6 %</b>
307027	SHAW ST SIDEWALK/WAINEE ST	35,951			35,951		0.0 %
<b>90126</b>	<b>* Shaw st/Wainee st to Hpiilani</b>	<b>35,951</b>	<b>0</b>	<b>0</b>	<b>35,951</b>	<b>0</b>	<b>0.0 %</b>
356430	FRONT ST DECK&RAIL REPAIR	6,557	(6,557)				-
<b>95030</b>	<b>* FRONT ST DECK &amp; RAIL REPAIR</b>	<b>6,557</b>	<b>(6,557)</b>	<b>0</b>	<b>0</b>	<b>0</b>	<b>- -</b>
356575	WM ROADWAY IMPRV MTV GRANT	715,000				715,000	100.0 %
<b>95099</b>	<b>* State/Fed/PVT FY95-05-15</b>	<b>715,000</b>	<b>0</b>	<b>0</b>	<b>0</b>	<b>715,000</b>	<b>100.0 %</b>
367575	WM ROADWAY IMPRV SVO GRANT	1,700,000				1,700,000	100.0 %
<b>96099</b>	<b>* State/FED/PVT FY96 FY06 FY16</b>	<b>1,700,000</b>	<b>0</b>	<b>0</b>	<b>0</b>	<b>1,700,000</b>	<b>100.0 %</b>
378406	WM GREENWAY PILOT PRJ	300,000				300,000	100.0 %
<b>97106</b>	<b>* WM GREENWAY PILOT PROJECT</b>	<b>300,000</b>	<b>0</b>	<b>0</b>	<b>0</b>	<b>300,000</b>	<b>100.0 %</b>
<b>907</b>	<b>** Roads</b>	<b>2,757,508</b>	<b>(6,557)</b>	<b>0</b>	<b>35,951</b>	<b>2,715,000</b>	<b>98.7 %</b>
367169	LOWALU CLOSED LF REMEDIATIN	83,189			83,189		0.0 %

**County of Maui**  
**Statement of Appropriations and Expenditures**  
**Capital Improvement Program by District**  
**Fiscal Year Ending 6/30/2017 - as of 9/30/2017**

06	West Maui	Prior Year Encumbrance / Carryover	Amended Budget / Lapses	Year to Date Expended	Current Encumbrance 09/30/2017	Balance Available	% of Budget Available
Index	* Activity ** Program *** District						
96069	* OLOWALU CLSD LF REMEDIATION	83,189	0	0	83,189	0	0.0 %
389717	LOWALU LF SITE RESTORATION		950,000		949,959	41	0.0 %
98017	* OLOWALU LDFILL SITE RESTORATN	0	950,000	0	949,959	41	0.0 %
908	** Solid Waste Facilities	83,189	950,000	0	1,033,148	41	0.0 %
331166	LAHAINA FORCE MAIN #4 REPLCMN	136,156			136,156		0.0 %
93066	* LAHAINA FM #4 REPLACEMENT	136,156	0	0	136,156	0	0.0 %
331168	LAHAINA WWRF ODOR CONTROL	95,042		83,377	11,665		0.0 %
93068	* LAHAINA WWRF ODOR CONTROL	95,042	0	83,377	11,665	0	0.0 %
331180	LAHAINA WW PUMP STATION #2	45,586			45,586		0.0 %
93080	* LAHAINA WW PUMP STATION#2	45,586	0	0	45,586	0	0.0 %
331183	WEST MAUI RECYCLED WATER PROJ	163,298				163,298	100.0 %
93091	* WEST MAUI RECYCLED WATER PROJ	163,298	0	0	0	163,298	100.0 %
345374	KAANAPALI RESORT R-1 WATER DIS	668,640			668,640		0.0 %
94074	* KAAANAPALI RESORT R-1 H2O DIST	668,640	0	0	668,640	0	0.0 %
345377	W MAUI RECYC'D WATER SYS EXP	49,675			49,675		0.0 %
94077	* WEST MAUI RECYCLED H2O SYS EXP	49,675	0	0	49,675	0	0.0 %
356469	LAHAINA WWRF ODOR CTRL	30,175		30,175			0.0 %
95069	* LAHAINA WWRF ODOR CONTROL	30,175	0	30,175	0	0	0.0 %
356470	NAPILI #5&6 FM REPLACEMENTS	194,830		6,088	188,742		0.0 %
95070	* NAPILI NO. 5/6 FM REPLACEMENTS	194,830	0	6,088	188,742	0	0.0 %
356471	NAPILI WWPS #1-6 MODIFC	184,783			184,783		0.0 %

**County of Maui**  
**Statement of Appropriations and Expenditures**  
**Capital Improvement Program by District**  
**Fiscal Year Ending 6/30/2017 - as of 9/30/2017**

06	West Maui	Prior Year Encumbrance / Carryover	Amended Budget / Lapses	Year to Date Expended	Current Encumbrance 09/30/2017	Balance Available	% of Budget Available
Index	* Activity ** Program *** District						
95071	* NAPILI WW PUMP STN1-6 MODIFCTN	184,783	0	0	184,783	0	0.0 %
369201	LAHAINA WWRF MODFCTN STAGE 1A	108,171			108,171		0.0 %
96000	* FY2006/1996 CIP Projects	108,171	0	0	108,171	0	0.0 %
367156	EPA CONSENT DECREE SEWER REHAB	797,580			797,580		0.0 %
96056	* W MAUI EPA CONSENT DCR SEWER	797,580	0	0	797,580	0	0.0 %
367157	LAHAINA WWPS #3 MODI	1,600,000		171,939	1,428,061		0.0 %
96057	* LAHAINA WWPS #3 MODIFICATIONS	1,600,000	0	171,939	1,428,061	0	0.0 %
367160	SHERATON WW LIFT MODI	25,515		25,515			0.0 %
96060	* SHERATON WWLIFT STN MODIFICAT	25,515	0	25,515	0	0	0.0 %
367161	W MAUI RECYCLED WTR SYS	692,566			692,566		0.0 %
96061	* W MAUI RECYCLED WATER S EXP	692,566	0	0	692,566	0	0.0 %
367174	LAHAINA WWRF MOD ST 1A	10,669,000		3,544,750	7,124,250		0.0 %
96074	* LAHAINA WWRF MODI STAGE 1A	10,669,000	0	3,544,750	7,124,250	0	0.0 %
378320	LAHAINA WWRF UPGRD PORTBL REUS	150,000		22,097	125,219	2,684	1.8 %
97020	* LAH WWRF UPGRD/DIR POTABLE REU	150,000	0	22,097	125,219	2,684	1.8 %
378321	NAPILI #3 FM REPLCMENT	200,000			200,000		0.0 %
97021	* NAPILI NO.3 FM REPLACEMENT	200,000	0	0	200,000	0	0.0 %
378322	NAPILI #4 FM REPLCMENT	200,000			200,000		0.0 %
97022	* NAPILI NO.4 FM REPLCMNT	200,000	0	0	200,000	0	0.0 %
378323	NAPILI #5 #6 FM REPLCMENT	3,200,000				3,200,000	100.0 %
97023	* NAPILI NOS.5&6 FM REPLCMNT	3,200,000	0	0	0	3,200,000	100.0 %
378324	LAHAINA WWRF MODI STG 1A	12,500,000			12,500,000		0.0 %

**County of Maui**  
**Statement of Appropriations and Expenditures**  
**Capital Improvement Program by District**  
**Fiscal Year Ending 6/30/2017 - as of 9/30/2017**

06	West Maui	Prior Year Encumbrance / Carryover	Amended Budget / Lapses	Year to Date Expended	Current Encumbrance 09/30/2017	Balance Available	% of Budget Available
Index	* Activity ** Program *** District						
97024	* LAHAINA WWRF MODI, STAGE 1A	12,500,000	0	0	12,500,000	0	0.0 %
378325	SHERATON WWPS MODIFICATIONS	1,000,000				1,000,000	100.0 %
97025	* SHERATON WWPS MODIFICATIONS	1,000,000	0	0	0	1,000,000	100.0 %
378408	LAHAINA WWPS #3 MODI	110,000			109,655	345	0.3 %
97121	* LAHAINA WWPS #3 MODIFICATIONS	110,000	0	0	109,655	345	0.3 %
389718	NAPILI WWPS #5 MODIFICATIONS		2,300,000			2,300,000	100.0 %
98018	* NAPILI WWPS #5 MODIFICATIONS	0	2,300,000	0	0	2,300,000	100.0 %
389719	NAPILI WWPS #6 MODIFICATIONS		2,300,000			2,300,000	100.0 %
98019	* NAPILI WWPS #6 MODIFICATIONS	0	2,300,000	0	0	2,300,000	100.0 %
389720	LAHAINA WWRF MODI STAGE 1A		24,000,000			24,000,000	100.0 %
98020	* LAHAINA WWRF MODI, STAGE 1A	0	24,000,000	0	0	24,000,000	100.0 %
909	** Wastewater Facilities	32,821,017	28,600,000	3,883,941	24,570,749	32,966,327	53.7 %
District ***	West Maui	51,696,413	41,565,313	4,078,088	31,493,546	57,690,091	61.9 %

**County of Maui**  
**Statement of Appropriations and Expenditures**  
**Capital Improvement Program by District**  
**Fiscal Year Ending 6/30/2017 - as of 9/30/2017**

07	Lanai	Prior Year	Amended	Year	Current	Balance	% of
Index	Activity ** Program *** District	Encumbrance	Budget /	to Date	Encumbrance	Available	Budget
		/ Carryover	Lapses	Expended	09/30/2017		Available
378329	LANAI FIRE STN IMPRVMENTS	10,000				10,000	100.0 %
<b>97029</b>	<b>* LANAI FIRE STN IMPROVEMENTS</b>	<b>10,000</b>	<b>0</b>	<b>0</b>	<b>0</b>	<b>10,000</b>	<b>100.0 %</b>
378286	LANAI BASEYARD IMPRV	1,000			1,000		0.0 %
<b>97086</b>	<b>* LANAI BASEYARD IMPROVEMENTS</b>	<b>1,000</b>	<b>0</b>	<b>0</b>	<b>1,000</b>	<b>0</b>	<b>0.0 %</b>
389723	LANAI FIRE STN IMPROVEMENTS		100,000			100,000	100.0 %
<b>98023</b>	<b>* LANAI FIRE STN IMPROVEMENTS</b>	<b>0</b>	<b>100,000</b>	<b>0</b>	<b>0</b>	<b>100,000</b>	<b>100.0 %</b>
<b>903</b>	<b>** Government Facilities</b>	<b>11,000</b>	<b>100,000</b>	<b>0</b>	<b>1,000</b>	<b>110,000</b>	<b>99.1 %</b>
367111	LANAI PARKS SYSTEM	30,284		30,284			0.0 %
<b>96011</b>	<b>* LANAI PARKS SYSTEM</b>	<b>30,284</b>	<b>0</b>	<b>30,284</b>	<b>0</b>	<b>0</b>	<b>0.0 %</b>
378246	LANAI PARKS SYSTEM	19,153		19,153			0.0 %
378345	LANAI PARKS SYSTEM	25,000		6,353	18,647		0.0 %
<b>97045</b>	<b>* LANAI PARKS SYSTEM</b>	<b>44,153</b>	<b>0</b>	<b>25,506</b>	<b>18,647</b>	<b>0</b>	<b>0.0 %</b>
389733	LANAI PARKS SYSTEM		126,000			126,000	100.0 %
<b>98033</b>	<b>* LANAI PARKS SYSTEM</b>	<b>0</b>	<b>126,000</b>	<b>0</b>	<b>0</b>	<b>126,000</b>	<b>100.0 %</b>
389734	LANAI COM'TY CTR COMM KITCHEN		250,000			250,000	100.0 %
<b>98034</b>	<b>* LANAI CCTR COMMERCIAL KITCHEN</b>	<b>0</b>	<b>250,000</b>	<b>0</b>	<b>0</b>	<b>250,000</b>	<b>100.0 %</b>
<b>904</b>	<b>** Parks and Recreation</b>	<b>74,437</b>	<b>376,000</b>	<b>55,790</b>	<b>18,647</b>	<b>376,000</b>	<b>83.5 %</b>
<b>District *** Lanai</b>		<b>85,437</b>	<b>476,000</b>	<b>55,790</b>	<b>19,647</b>	<b>486,000</b>	<b>86.6 %</b>



**County of Maui**  
**Statement of Appropriations and Expenditures**  
**Capital Improvement Program by District**  
**Fiscal Year Ending 6/30/2017 - as of 9/30/2017**

08	Molokai	Prior Year Encumbrance / Carryover	Amended Budget / Lapses	Year to Date Expended	Current Encumbrance 09/30/2017	Balance Available	% of Budget Available
Index	* Activity ** Program *** District						
367246	KAUNAKAKAI DRAINAGE SYS B	188,454		52,955	135,499		0.0 %
<b>96046</b>	<b>* KAUNAKAKAI DRAINAGE SYSTEM B</b>	<b>188,454</b>	<b>0</b>	<b>52,955</b>	<b>135,499</b>	<b>0</b>	<b>0.0 %</b>
378290	KAUNAKAKAI DRAIN SYS B	69,700	129,656		69,700	129,656	65.0 %
<b>97090</b>	<b>* KAUNAKAKAI DRAINAGE SYSTEM B</b>	<b>69,700</b>	<b>129,656</b>	<b>0</b>	<b>69,700</b>	<b>129,656</b>	<b>65.0 %</b>
<b>901</b>	<b>** Drainage</b>	<b>258,154</b>	<b>129,656</b>	<b>52,955</b>	<b>205,199</b>	<b>129,656</b>	<b>33.4 %</b>
356459	MOLOKAI BASEYARD DESIGN&C	124,472			124,472		0.0 %
<b>95059</b>	<b>* MOLOKAI BASEYARD</b>	<b>124,472</b>	<b>0</b>	<b>0</b>	<b>124,472</b>	<b>0</b>	<b>0.0 %</b>
378291	MOLOKAI BASEYARD		4,533,000			4,533,000	100.0 %
378392	MOLOKAI BASEYARD	3,703,000		35,785		3,667,215	99.0 %
<b>97091</b>	<b>* MOLOKAI BASEYARD</b>	<b>3,703,000</b>	<b>4,533,000</b>	<b>35,785</b>	<b>0</b>	<b>8,200,215</b>	<b>99.6 %</b>
389724	PUKOO FIRE STN RELOCATION		35,000			35,000	100.0 %
<b>98024</b>	<b>* PUKOO FIRE STN RELOCATION</b>	<b>0</b>	<b>35,000</b>	<b>0</b>	<b>0</b>	<b>35,000</b>	<b>100.0 %</b>
<b>903</b>	<b>** Government Facilities</b>	<b>3,827,472</b>	<b>4,568,000</b>	<b>35,785</b>	<b>124,472</b>	<b>8,235,215</b>	<b>98.1 %</b>
367112	MOLOKAI PARKS SYSTEM	26,649			26,649		0.0 %
<b>96012</b>	<b>* MOLOKAI PARKS SYSTEM</b>	<b>26,649</b>	<b>0</b>	<b>0</b>	<b>26,649</b>	<b>0</b>	<b>0.0 %</b>
378351	MOLOKAI PARKS SYSTEM	319,956		24,526	123,647	171,783	53.7 %
<b>97051</b>	<b>* MOLOKAI PARKS SYSTEM</b>	<b>319,956</b>	<b>0</b>	<b>24,526</b>	<b>123,647</b>	<b>171,783</b>	<b>53.7 %</b>
389737	MOLOKAI PARKS SYSTEM		80,000			80,000	100.0 %
<b>98037</b>	<b>* MOLOKAI PARKS SYSTEM</b>	<b>0</b>	<b>80,000</b>	<b>0</b>	<b>0</b>	<b>80,000</b>	<b>100.0 %</b>
<b>904</b>	<b>** Parks and Recreation</b>	<b>346,605</b>	<b>80,000</b>	<b>24,526</b>	<b>150,296</b>	<b>251,783</b>	<b>59.0 %</b>
524780	MOLOKAI DISTRIB SYST IMPRVMTS	1,685			1,685		0.0 %
<b>94093</b>	<b>* MOLOKAI DIST SYSTEM IMPROVEMEN</b>	<b>1,685</b>	<b>0</b>	<b>0</b>	<b>1,685</b>	<b>0</b>	<b>0.0 %</b>

**County of Maui**  
**Statement of Appropriations and Expenditures**  
**Capital Improvement Program by District**  
**Fiscal Year Ending 6/30/2017 - as of 9/30/2017**

08	Molokai	Prior Year Encumbrance / Carryover	Amended Budget / Lapses	Year to Date Expended	Current Encumbrance 09/30/2017	Balance Available	% of Budget Available
Index	* Activity ** Program *** District						
524790	MOLOKAI SOURCE IMPROVEMENTS	275,190			275,190		0.0 %
<b>94094</b>	<b>* MOLOKAI SOURCE IMPROVEMENTS</b>	<b>275,190</b>	<b>0</b>	<b>0</b>	<b>275,190</b>	<b>0</b>	<b>0.0 %</b>
529040	MOLOKAI RELIABLE CAPACITY		500,000			500,000	100.0 %
<b>98085</b>	<b>* MOLOKAI RELIABLE CAPACITY</b>	<b>0</b>	<b>500,000</b>	<b>0</b>	<b>0</b>	<b>500,000</b>	<b>100.0 %</b>
<b>905</b>	<b>** WATER SUPPLY</b>	<b>276,875</b>	<b>500,000</b>	<b>0</b>	<b>276,875</b>	<b>500,000</b>	<b>64.4 %</b>
367170	KALAMAULA CLOSED LF REMEDIATIN	342,495		145	342,350		0.0 %
<b>96070</b>	<b>* KALAMAULA CLSD LF REMEDIATION</b>	<b>342,495</b>	<b>0</b>	<b>145</b>	<b>342,350</b>	<b>0</b>	<b>0.0 %</b>
378313	MOLOKAI LF-ENVTL ASSESSMNT	134,742		14,472	120,270		0.0 %
<b>97013</b>	<b>* MOLIKAI LF-ENV'TAL ASSESSMNT</b>	<b>134,742</b>	<b>0</b>	<b>14,472</b>	<b>120,270</b>	<b>0</b>	<b>0.0 %</b>
389708	KALAMAULA LF SITE RESTORATION		230,000		228,571	1,429	0.6 %
<b>98008</b>	<b>* KALAMAULA LF SITE RESTORATION</b>	<b>0</b>	<b>230,000</b>	<b>0</b>	<b>228,571</b>	<b>1,429</b>	<b>0.6 %</b>
<b>908</b>	<b>** Solid Waste Facilities</b>	<b>477,237</b>	<b>230,000</b>	<b>14,617</b>	<b>691,191</b>	<b>1,429</b>	<b>0.2 %</b>
389709	KAUNAKAKAI WWRF PLAN		200,000			200,000	100.0 %
<b>98009</b>	<b>* KAUNAKAKAI WWRF PLAN</b>	<b>0</b>	<b>200,000</b>	<b>0</b>	<b>0</b>	<b>200,000</b>	<b>100.0 %</b>
<b>909</b>	<b>** Wastewater Facilities</b>	<b>0</b>	<b>200,000</b>	<b>0</b>	<b>0</b>	<b>200,000</b>	<b>100.0 %</b>
<b>District ***</b>	<b>Molokai</b>	<b>5,186,343</b>	<b>5,707,656</b>	<b>127,883</b>	<b>1,448,033</b>	<b>9,318,083</b>	<b>85.5 %</b>

**County of Maui**  
**Statement of Appropriations and Expenditures**  
**Capital Improvement Program by District**  
**Fiscal Year Ending 6/30/2017 - as of 9/30/2017**

09	Countywide	Prior Year	Amended	Year	Current	Balance	% of
Index	Activity ** Program *** District	Encumbrance	Budget /	to Date	Encumbrance	Available	Budget
		/ Carryover	Lapses	Expended	09/30/2017		Available
321203	CW DRAINAGE IMPROVEMENTS	390,188		83,045	307,144		0.0 %
<b>92037</b>	<b>* CW DRAINAGE IMPROVEMENTS</b>	<b>390,188</b>	<b>0</b>	<b>83,045</b>	<b>307,144</b>	<b>0</b>	<b>0.0 %</b>
331249	CW DRAINAGE IMPROVEMENTS	183,131		11,433	171,698		0.0 %
<b>93049</b>	<b>* CW DRAINAGE IMPROVEMENTS</b>	<b>183,131</b>	<b>0</b>	<b>11,433</b>	<b>171,698</b>	<b>0</b>	<b>0.0 %</b>
345319	CW DRAINAGE IMPROVEMENTS	152,950			152,950		0.0 %
345389	PAPA AVE DRAINAGE IMPROVEMENTS	27,548			27,548		0.0 %
<b>94019</b>	<b>* CW DRAINAGE IMPROVEMENTS</b>	<b>180,498</b>	<b>0</b>	<b>0</b>	<b>180,498</b>	<b>0</b>	<b>0.0 %</b>
356272	CW DRAINAGE-KAHEKILI HWY	20,090			20,090		0.0 %
356273	CW DRAINAGE-S KIHEI CULVERT	11,410			11,410		0.0 %
356283	CW DRAINAGE-MAKENA ALANUI	3,000			3,000		0.0 %
<b>95056</b>	<b>* CW DRAINAGE IMPROVEMENTS</b>	<b>34,500</b>	<b>0</b>	<b>0</b>	<b>34,500</b>	<b>0</b>	<b>0.0 %</b>
368261	CW DRAINAGE NAPILI 4/5 CULVERT	243,000			243,000		0.0 %
368262	CW DRAINAGE WAIEHU STREAM	266,380			266,380		0.0 %
368263	CW DRAINAGE WAIPOI	75,471			75,471		0.0 %
368270	CW DRAINAGE HIOLANI ST	2,857			2,857		0.0 %
368273	CW DRAINAGE WAIAKOA DRAINAGEWY	11,324		3,120	8,204		0.0 %
<b>96048</b>	<b>* CW DRAINAGE IMPROVEMENTS</b>	<b>599,032</b>	<b>0</b>	<b>3,120</b>	<b>595,912</b>	<b>0</b>	<b>0.0 %</b>
378369	CW DRAINAGE IMPROVEMENTS	430,162				430,162	100.0 %
379075	CW DRAINAGE HIOLANI ST	109,725			109,725		0.0 %
379082	CW DRAINAGE WAKEA & HOOHANA	178,435			178,435		0.0 %
379093	CW DRAINAGE HAIKU ROAD	64,438		25,025	39,413		0.0 %
379156	CW DRAINAGE HAUOLI ST	71,616			71,616		0.0 %
379161	CW DRAINAGE KAHAKULOA				4,723	(4,723)	-
379164	CW DRAINAGE WAIOPAI				8,197	(8,197)	-
379167	CW DRAINAGE PAUWELA			297		(297)	-
379168	CW DRAINAGE WAIEHU CULVERT			236		(236)	-
379170	CW DRAINAGE VARIOUS PROJ				49,160	(49,160)	-

**County of Maui**  
**Statement of Appropriations and Expenditures**  
**Capital Improvement Program by District**  
**Fiscal Year Ending 6/30/2017 - as of 9/30/2017**

09	Countywide	Prior Year	Amended	Year	Current	Balance	% of
Index	Activity ** Program *** District	Encumbrance	Budget /	to Date	Encumbrance	Available	Budget
		/ Carryover	Lapses	Expended	09/30/2017		Available
379173	CW DRAINAGE NAPILI 4/5 CULVERT				19,940	(19,940)	-
379178	CW DRAINAGE WAIAKOA CULVERT			8,252		(8,252)	-
<b>97069</b>	<b>* CW DRAINAGE IMPROVEMENTS</b>	<b>854,376</b>	<b>0</b>	<b>33,810</b>	<b>481,209</b>	<b>339,357</b>	<b>39.7 %</b>
389247	CW DRAINAGE IMPROVEMENTS		18,143			18,143	100.0 %
<b>98047</b>	<b>* CW DRAINAGE IMPROVEMENTS</b>	<b>0</b>	<b>18,143</b>	<b>0</b>	<b>0</b>	<b>18,143</b>	<b>100.0 %</b>
<b>901</b>	<b>** Drainage</b>	<b>2,241,725</b>	<b>18,143</b>	<b>131,408</b>	<b>1,770,961</b>	<b>357,500</b>	<b>15.8 %</b>
345290	PUBLIC SAFETY RADIO SYS REPLC	344,575		2,392	342,183		0.0 %
<b>94062</b>	<b>* PUBLIC SAFETY RADIO SYS REPLCT</b>	<b>344,575</b>	<b>0</b>	<b>2,392</b>	<b>342,183</b>	<b>0</b>	<b>0.0 %</b>
356460	PUBLIC SAFETY RADIO SYSTEM REP	233,063			233,063		0.0 %
<b>95060</b>	<b>* PUBLIC SAFETY RADIO SYS REPLAC</b>	<b>233,063</b>	<b>0</b>	<b>0</b>	<b>233,063</b>	<b>0</b>	<b>0.0 %</b>
367250	BUS STOPS & SHELTERS	243,806		77,734	166,073		0.0 %
<b>96050</b>	<b>* BUS STOPS AND SHELTERS</b>	<b>243,806</b>	<b>0</b>	<b>77,734</b>	<b>166,073</b>	<b>0</b>	<b>0.0 %</b>
378226	WM VACUUM ST SWEEPER	278,988			278,988		0.0 %
378227	REFUSE TRUCK/LOADER/COMPACTOR	2,038,888	8,300		2,047,188		0.0 %
<b>97027</b>	<b>* CW EQUIPMENT</b>	<b>2,317,876</b>	<b>8,300</b>	<b>0</b>	<b>2,326,176</b>	<b>0</b>	<b>0.0 %</b>
378371	BRIDGE INSPECTN & EVALUATION	80,000		48,020	31,980		0.0 %
<b>97071</b>	<b>* BRIDGE INSPECTN/EVALUATION</b>	<b>80,000</b>	<b>0</b>	<b>48,020</b>	<b>31,980</b>	<b>0</b>	<b>0.0 %</b>
378210	BUS STOP AND SHELTERS	45,560			45,560		0.0 %
<b>97107</b>	<b>* BUS STOPS/SHELTERS</b>	<b>45,560</b>	<b>0</b>	<b>0</b>	<b>45,560</b>	<b>0</b>	<b>0.0 %</b>
389221	CW EQUIPMENT		1,660,961			1,660,961	100.0 %
<b>98021</b>	<b>* CW EQUIPMENT</b>	<b>0</b>	<b>1,660,961</b>	<b>0</b>	<b>0</b>	<b>1,660,961</b>	<b>100.0 %</b>
<b>902</b>	<b>** Other Projects</b>	<b>3,264,880</b>	<b>1,669,261</b>	<b>128,146</b>	<b>3,145,035</b>	<b>1,660,961</b>	<b>33.7 %</b>

**County of Maui**  
**Statement of Appropriations and Expenditures**  
**Capital Improvement Program by District**  
**Fiscal Year Ending 6/30/2017 - as of 9/30/2017**

09	Countywide	Prior Year	Amended	Year	Current	Balance	% of
Index	Activity ** Program *** District	Encumbrance	Budget /	to Date	Encumbrance	Available	Budget
		/ Carryover	Lapses	Expended	09/30/2017		Available
303191	CW FIRE FACILITIES	1,750			1,750		0.0 %
<b>90115</b>	<b>* CW fire facilities</b>	<b>1,750</b>	<b>0</b>	<b>0</b>	<b>1,750</b>	<b>0</b>	<b>0.0 %</b>
313205	CW FIRE FACILITIES	38,075			38,075		0.0 %
<b>91035</b>	<b>* CW fire facilities</b>	<b>38,075</b>	<b>0</b>	<b>0</b>	<b>38,075</b>	<b>0</b>	<b>0.0 %</b>
323021	CW FIRE FACILITIES	3,958			3,958		0.0 %
<b>92008</b>	<b>* CW FIRE FACILITIES</b>	<b>3,958</b>	<b>0</b>	<b>0</b>	<b>3,958</b>	<b>0</b>	<b>0.0 %</b>
331115	CW FACILITY BLDG IMPROVEMENTS	4,665			4,665		0.0 %
<b>93015</b>	<b>* CW FACILITY BLDG IMPROVEMENTS</b>	<b>4,665</b>	<b>0</b>	<b>0</b>	<b>4,665</b>	<b>0</b>	<b>0.0 %</b>
331117	CW POLICE FACILITIES	23,753			23,753		0.0 %
<b>93017</b>	<b>* CW POLICE FACILITIES</b>	<b>23,753</b>	<b>0</b>	<b>0</b>	<b>23,753</b>	<b>0</b>	<b>0.0 %</b>
345320	CW FACILITY BLDG IMPROVEMENTS	12,577			12,577		0.0 %
<b>94020</b>	<b>* CW FACILITY BLDG IMPROVEMENTS</b>	<b>12,577</b>	<b>0</b>	<b>0</b>	<b>12,577</b>	<b>0</b>	<b>0.0 %</b>
345321	CW FIRE FACILITIES	11,458			11,458		0.0 %
<b>94021</b>	<b>* CW FIRE FACILITIES</b>	<b>11,458</b>	<b>0</b>	<b>0</b>	<b>11,458</b>	<b>0</b>	<b>0.0 %</b>
345264	KALANA O MAUI CAMPUS EXP DESIG	312,206			312,206		0.0 %
<b>94102</b>	<b>* KALANA O MAUI CAMPUS EXP DESIG</b>	<b>312,206</b>	<b>0</b>	<b>0</b>	<b>312,206</b>	<b>0</b>	<b>0.0 %</b>
356544	CW FAC BLDG CRTHOUSE CHILLER	8,325			8,325		0.0 %
356583	CW FAC KALANA ELECTRICAL UPGRD	75,000			75,000		0.0 %
356599	CW FAC KAOHU ST PARK'G LOT	49,000			49,000		0.0 %
356606	CW FAC MUNI CAMPUS LSCAPE	8,100			8,100		0.0 %
356613	CW FAC KALANA O MAUI PRK LOT	1,880			1,880		0.0 %
<b>95021</b>	<b>* CW FACILITY BLDG IMPROVEMENTS</b>	<b>142,305</b>	<b>0</b>	<b>0</b>	<b>142,305</b>	<b>0</b>	<b>0.0 %</b>
368892	CW FUEL TANK LANAI FIRE STN	79,500			79,500		0.0 %

**County of Maui**  
**Statement of Appropriations and Expenditures**  
**Capital Improvement Program by District**  
**Fiscal Year Ending 6/30/2017 - as of 9/30/2017**

09	Countywide	Prior Year	Amended	Year	Current	Balance	% of
Index	Activity ** Program *** District	Encumbrance	Budget /	to Date	Encumbrance	Available	Budget
*	**	/	Lapses	Expended	09/30/2017	Available	Available
***	District	Carryover					
96014	* CW FUEL TANK REPLACEMENTS	79,500	0	0	79,500	0	0.0 %
368882	CW POLICE COTTAGE B	480			480		0.0 %
96015	* CW POLICE FACILITIES	480	0	0	480	0	0.0 %
368265	CW FAC BLDG IMPRV KAOHU	161,754			161,754		0.0 %
368267	CW FAC BLDG KALANA O MAUI	76,100		25,431	50,669		0.0 %
368271	CW FAC BLDG MUNICIPAL CAMPUS	18,109			18,109		0.0 %
368272	CW FAC REPLC OLD CO CRTHOUSE	6,307			6,307		0.0 %
368275	CW FAC REPLC VARIOUS LOC	28,391			28,391		0.0 %
96049	* CW FACILITY BLDG IMPROVEMENTS	290,661	0	25,431	265,230	0	0.0 %
378326	CW DMVL SATELLITE OFFICE	53,093				53,093	100.0 %
379079	CW DMVL SATELLITE KIHEI	22,318		27,838	6,913	(12,433)	(55.7)%
379081	CW DMVL SATELLITE HANA	3,869			3,869		0.0 %
97026	* CW DMVL SATELLITE OFFICE UPGRD	79,280	0	27,838	10,782	40,660	51.3 %
378367	CW POLICE FACILTIES	790,966				790,966	100.0 %
97067	* CW POLICE FACILITIES	790,966	0	0	0	790,966	100.0 %
378370	CW FACILITY BLDG IMPRV	248,101				248,101	100.0 %
379104	CW FAC KOM RETAINING WALLS			9,456	14,482	(23,938)	-
97070	* CW FAC BLDG IMPROVEMENTS	248,101	0	9,456	14,482	224,163	90.4 %
389722	CW FIRE FACILITIES		150,000			150,000	100.0 %
98022	* CW FIRE FACILITIES	0	150,000	0	0	150,000	100.0 %
389745	CW POLICE FACILITIES		425,000			425,000	100.0 %
98045	* CW POLICE FACILITIES	0	425,000	0	0	425,000	100.0 %
380101	CW FAC KALANA O MAUI TRANSFORM				10,318	(10,318)	-
389748	CW FACILITY BLDG IMPROVEMENTS		500,000			500,000	100.0 %

**County of Maui**  
**Statement of Appropriations and Expenditures**  
**Capital Improvement Program by District**  
**Fiscal Year Ending 6/30/2017 - as of 9/30/2017**

09	Countywide						
	Index		Prior Year	Amended	Year	Current	% of
	* Activity ** Program *** District	/ Carryover	Encumbrance	Budget /	to Date	Encumbrance	Balance
				Lapses	Expended	09/30/2017	Available
							Available
							%
							Budget
							Available
98048	* CW FACILITY BLDG IMPROVEMENTS	0	500,000	0	10,318	489,682	97.9 %
393016	CW FIRE FACILITIES	29,513			29,513		0.0 %
99015	* CW FIRE FACILITIES	29,513	0	0	29,513	0	0.0 %
903	** Government Facilities	2,069,248	1,075,000	62,725	961,052	2,120,471	67.4 %
331120	LARGE CAP CESSPOOL CLOSURE	2,890			2,890		0.0 %
93020	* LARGE CAPACITY CESSPOOL CLOSE	2,890	0	0	2,890	0	0.0 %
356495	CW PARKS ADA GENERAL MISC	60,000			60,000		0.0 %
356602	CW PARKS ADA WAIEHU GOLF COURS	2,766			2,766		0.0 %
356609	CW PARKS ADA SUN-YAT-SEN	1,400		1,400			0.0 %
95023	* CW PARKS AM W/ DISABILITIES IM	64,166	0	1,400	62,766	0	0.0 %
356502	CW PARK RESTROOM FAC MAINT	121,150		18,460	102,689		0.0 %
356540	CW PARK RR FAC-HOOKIPA	6,915			6,915		0.0 %
356545	CW PARK RR FAC-WAIALE	5,312			5,312		0.0 %
356546	CW PARK RR FAC-KEO SKATE	5,512			5,512		0.0 %
356547	CW PARK RR KEO SBALL FLD	5,600			5,600		0.0 %
356548	CW PARK RR KULA BALL FLD	5,189			5,189		0.0 %
356549	CW PARK RR KULA COMM CTR	7,190			7,190		0.0 %
356551	CW PARK RR ETAM MH& FLD	8,420			8,420		0.0 %
356552	CW PARK RR HAIKU CC/ADA	3,227			3,227		0.0 %
356553	CW PARK RR TAVARES CCTR	5,498			5,498		0.0 %
356554	CW PARK RR KEOKEA PARK	5,436			5,436		0.0 %
356555	CW PARK RR DT FLEMMING	4,992			4,992		0.0 %
356556	CW PARK RR KEO PLAYGRND	5,550			5,550		0.0 %
356557	CW PARK RR PAIA CCTR	1,275			1,275		0.0 %
95024	* CW PARK RR FACILITY IMPROVEMNT	191,266	0	18,460	172,805	0	0.0 %
368822	CW PARKS ADA WAIEHU GOLF	49,406		43,269	6,137		0.0 %

**County of Maui**  
**Statement of Appropriations and Expenditures**  
**Capital Improvement Program by District**  
**Fiscal Year Ending 6/30/2017 - as of 9/30/2017**

09	Countywide	Prior Year	Amended	Year	Current	Balance	% of
Index	Activity ** Program *** District	Encumbrance	Budget /	to Date	Encumbrance	Available	Budget
		/ Carryover	Lapses	Expended	09/30/2017		Available
368856	CW PARKS ADA KAHULUI SCH	2,570			2,570		0.0 %
368871	CW PARKS ADA KALAMA BB COURT	4,253		4,253			0.0 %
<b>96016</b>	<b>* CW PARKS ADA IMPROVEMENTS</b>	<b>56,229</b>	<b>0</b>	<b>47,522</b>	<b>8,707</b>	<b>0</b>	<b>0.0 %</b>
367252	LARGE CAPACITY CESSPOOL	55,495			55,495		0.0 %
<b>96052</b>	<b>* LARGE CAPACITY CESSPOOL CLOSUR</b>	<b>55,495</b>	<b>0</b>	<b>0</b>	<b>55,495</b>	<b>0</b>	<b>0.0 %</b>
378234	CW PARK PLAYGROUND IMPRV		200,000			200,000	100.0 %
378332	CW PARK PLAYGROUND IMPRV	501,120				501,120	100.0 %
378334	CW PARK WAILUKU HEIGHTS	30,000				30,000	100.0 %
378336	CW PARK PLAYGROUND IMPRV	115,000				115,000	100.0 %
379132	CW PARK PLAYGRD WAIALE PARK	1,400			1,400		0.0 %
379140	CW PARK PLAYGRD KEOPUOLANI PRK				399,717	(399,717)	-
379238	CW PARK PLYGRND KEOPUOLANI				200,000	(200,000)	-
<b>97032</b>	<b>* CW PARK PLAYGROUND IMPROVEMENT</b>	<b>647,520</b>	<b>200,000</b>	<b>0</b>	<b>601,117</b>	<b>246,403</b>	<b>29.1 %</b>
378333	CW ADA IMPROVMENTS	103,663				103,663	100.0 %
379107	CW ADA IMPROV KAH SCH PARK P-2	3,219			3,219		0.0 %
379148	CW ADA IMPROV KALAMA PRK BB CT	10,333		6,081	4,253		0.0 %
<b>97033</b>	<b>* CW ADA IMPROVEMENTS</b>	<b>117,215</b>	<b>0</b>	<b>6,081</b>	<b>7,472</b>	<b>103,663</b>	<b>88.4 %</b>
379515	MAUI MOTOR SPORTS PARK	2,000,000		6,525		1,993,475	99.7 %
<b>97099</b>	<b>* State/Fed/PVT FY96 FY06 FY16</b>	<b>2,000,000</b>	<b>0</b>	<b>6,525</b>	<b>0</b>	<b>1,993,475</b>	<b>99.7 %</b>
389728	CW LIGHT ORDINANCE COMP		500,000			500,000	100.0 %
<b>98028</b>	<b>* CW LIGHT ORDINANCE COMPLIANCE</b>	<b>0</b>	<b>500,000</b>	<b>0</b>	<b>0</b>	<b>500,000</b>	<b>100.0 %</b>
389729	CW PARKS ADA IMPROVEMENTS		300,000			300,000	100.0 %
<b>98029</b>	<b>* CW PARKS ADA IMPROVEMENTS</b>	<b>0</b>	<b>300,000</b>	<b>0</b>	<b>0</b>	<b>300,000</b>	<b>100.0 %</b>
<b>904</b>	<b>** Parks and Recreation</b>	<b>3,134,781</b>	<b>1,000,000</b>	<b>79,988</b>	<b>911,252</b>	<b>3,143,541</b>	<b>76.0 %</b>
520770	C'WIDE TANK/FACILITY IMPROVEM.	5,900			5,900		0.0 %



**County of Maui**  
**Statement of Appropriations and Expenditures**  
**Capital Improvement Program by District**  
**Fiscal Year Ending 6/30/2017 - as of 9/30/2017**

09	Countywide	Prior Year	Amended	Year	Current	Balance	% of
Index	Activity ** Program *** District	Encumbrance	Budget /	to Date	Encumbrance	Available	Budget
*	**	/ Carryover	Lapses	Expended	09/30/2017		Available
90196	* CW facility improvements	5,900	0	0	5,900	0	0.0 %
522930	C'WIDE LAND APPRAISL/ACQUISITN	12,988		420	12,567		0.0 %
92087	* CW FACILITY IMPROVEMENTS	12,988	0	420	12,567	0	0.0 %
543150	COUNTYWIDE SOURCE DEVELOP/ACQ	117,003			117,003		0.0 %
93083	* CW SOURCE DEVT/ACQUISITION	117,003	0	0	117,003	0	0.0 %
523540	COUNTYWIDE FACILITY IMPROVEMTS	144,117		9,917	134,192	7	0.0 %
93087	* CW FACILITY IMPROVEMENTS	144,117	0	9,917	134,192	7	0.0 %
524820	COUNTYWIDE FACILITY IMPROVMTS	43,970			43,970		0.0 %
524830	COUNTYWIDE PUMP IMPROVEMENTS	281,924				281,924	100.0 %
94095	* CW FACILITY IMPROVEMENTS	325,894	0	0	43,970	281,924	86.5 %
535050	WAILUKU HEIGHTS TANK 30 BOOSTE	5,033,381		993,875	3,952,792	86,714	1.7 %
95084	* CW UPGRADES and REPLACEMENT	5,033,381	0	993,875	3,952,792	86,714	1.7 %
545160	COUNTYWIDE RELIABLE CAPACITY	720,968		91,796	629,173		0.0 %
95086	* CW RELIABLE CAPACITY	720,968	0	91,796	629,173	0	0.0 %
525010	COUNTYWIDE CONSERVATION	614,556			614,556		0.0 %
95088	* CW CONSERVATION PROGRAM	614,556	0	0	614,556	0	0.0 %
525020	CTYWIDE FACILITY IMPRVMTS	1,019,945		6,525	958,939	54,481	5.3 %
95089	* CW FACILITY IMPROVEMENTS	1,019,945	0	6,525	958,939	54,481	5.3 %
525040	CTYWIDE UPGRADES & REPLCMTS	18,496		1,424	17,072		0.0 %
95090	* CW UPGRADES AND REPLACEMENT	18,496	0	1,424	17,072	0	0.0 %
526040	CW UPGRADES & REPLACEMENT	1,672,269		127,617	1,233,361	311,290	18.6 %
96078	* CW UPGRADES & REPLACEMENT	1,672,269	0	127,617	1,233,361	311,290	18.6 %

**County of Maui**  
**Statement of Appropriations and Expenditures**  
**Capital Improvement Program by District**  
**Fiscal Year Ending 6/30/2017 - as of 9/30/2017**

09	Countywide	Prior Year	Amended	Year	Current	Balance	% of
Index	Activity ** Program *** District	Encumbrance	Budget /	to Date	Encumbrance	Available	Budget
		/ Carryover	Lapses	Expended	09/30/2017		Available
537000	OMAOPIO TANK BOOSTER PUMP REPL	2,000,000				2,000,000	100.0 %
<b>97108</b>	<b>* OMAOPIO TANK BOOSTER PR</b>	<b>2,000,000</b>	<b>0</b>	<b>0</b>	<b>0</b>	<b>2,000,000</b>	<b>100.0 %</b>
527030	CTYWIDE UPGRADES & RPLCMENTS	804,229			260,263	543,966	67.6 %
547010	CTYWIDE UPGRADES AND REPLCMNTS	1,861,146		31,167	405,074	1,424,905	76.6 %
<b>97109</b>	<b>* CW UPGRADES &amp; REPLACEMENTS</b>	<b>2,665,375</b>	<b>0</b>	<b>31,167</b>	<b>665,337</b>	<b>1,968,871</b>	<b>73.9 %</b>
527010	WATERLINE SVC LATERALS RPLCMTS	913,691				913,691	100.0 %
<b>97110</b>	<b>* CW CONSERVATION PROGRAM</b>	<b>913,691</b>	<b>0</b>	<b>0</b>	<b>0</b>	<b>913,691</b>	<b>100.0 %</b>
527020	CTYWIDE FACILITY IMPRVMTS	2,045,069			306,297	1,738,773	85.0 %
<b>97111</b>	<b>* CW FACILITY IMPROVEMENTS</b>	<b>2,045,069</b>	<b>0</b>	<b>0</b>	<b>306,297</b>	<b>1,738,773</b>	<b>85.0 %</b>
529000	COUNTYWIDE FACILITY IMPRVMTS		3,375,000			3,375,000	100.0 %
548220	COUNTYWIDE FACILITY IMPR		274,000			274,000	100.0 %
<b>98080</b>	<b>* CW FACILITY IMPROVEMENTS - DWS</b>	<b>0</b>	<b>3,649,000</b>	<b>0</b>	<b>0</b>	<b>3,649,000</b>	<b>100.0 %</b>
529010	COUNTYWIDE UPGRADES & RPLCMTS		3,855,000			3,855,000	100.0 %
548230	COUTYWIDE UPGR & REPLCMNTS		2,255,000			2,255,000	100.0 %
<b>98081</b>	<b>* CW UPGRADES &amp; REPLCMNTS - DWS</b>	<b>0</b>	<b>6,110,000</b>	<b>0</b>	<b>0</b>	<b>6,110,000</b>	<b>100.0 %</b>
528990	COUNTYWIDE CONSERVATION PROGRM		1,000,000			1,000,000	100.0 %
<b>98082</b>	<b>* CW CONSERVATION PROGRAM - DWS</b>	<b>0</b>	<b>1,000,000</b>	<b>0</b>	<b>0</b>	<b>1,000,000</b>	<b>100.0 %</b>
<b>905</b>	<b>** WATER SUPPLY</b>	<b>17,309,652</b>	<b>10,759,000</b>	<b>1,262,741</b>	<b>8,691,159</b>	<b>18,114,751</b>	<b>64.5 %</b>
317020	BIKEWAY PROJECTS	146,568			146,568		0.0 %
<b>91000</b>	<b>* FY 2001 CIP projects</b>	<b>146,568</b>	<b>0</b>	<b>0</b>	<b>146,568</b>	<b>0</b>	<b>0.0 %</b>
327032	CW ROAD RESURFACING	111,279			111,279		0.0 %
<b>92021</b>	<b>* CW ROAD RESURFACING</b>	<b>111,279</b>	<b>0</b>	<b>0</b>	<b>111,279</b>	<b>0</b>	<b>0.0 %</b>
337014	BIKEWAY PROGRAMS 2003	37,817			37,817		0.0 %

**County of Maui**  
**Statement of Appropriations and Expenditures**  
**Capital Improvement Program by District**  
**Fiscal Year Ending 6/30/2017 - as of 9/30/2017**

09	Countywide	Prior Year	Amended	Year	Current	Balance	% of
Index	Activity ** Program *** District	Encumbrance	Budget /	to Date	Encumbrance	Available	Budget
		/ Carryover	Lapses	Expended	09/30/2017		Available
93000	* FY 2003 & 1993 CIP projects	37,817	0	0	37,817	0	0.0 %
331131	CW ROAD RESURFACING	26,441			26,441		0.0 %
93031	* CW ROAD RESURFACING	26,441	0	0	26,441	0	0.0 %
331132	CW SAFETY IMPROVEMENTS	68,544			68,544		0.0 %
93032	* CW SAFETY IMPROVEMENTS	68,544	0	0	68,544	0	0.0 %
331133	CW SIDEWALK IMPROVEMENTS	53,020			53,020		0.0 %
93033	* CW SIDEWALK IMPROVEMENTS	53,020	0	0	53,020	0	0.0 %
331138	CW BIKEWAY IMPROVEMENTS	139,581			139,581		0.0 %
93038	* CW BIKEWAY IMPROVEMENTS	139,581	0	0	139,581	0	0.0 %
337507	KAMALII ELEM SCH SAFE ROUTES	81,175				81,175	100.0 %
337508	PRINCESS NAHIENAENA SAFE ROUTE	48,967				48,967	100.0 %
93099	* State/Fed/Private FY2003/2013	130,142	0	0	0	130,142	100.0 %
347020	CW BIKEWAY PROGRAMS	71,590			71,590		0.0 %
94000	* FY2004 & 1994 CIP Projects	71,590	0	0	71,590	0	0.0 %
345332	CW BRIDGE IMPROVEMENTS	144,597			144,597		0.0 %
94032	* CW BRIDGE IMPROVEMENTS	144,597	0	0	144,597	0	0.0 %
345333	CW RD RESURFACING/PAVEMENT PR	195,999		17,380	178,618		0.0 %
94033	* CW RD RESURFACING/PAVEMENT PRE	195,999	0	17,380	178,618	0	0.0 %
345334	CW SAFETY IMPROVEMENTS	11,825			11,825		0.0 %
94034	* CW SAFETY IMPROVEMENTS	11,825	0	0	11,825	0	0.0 %
345335	CW SIDEWALK IMPROVEMENTS	33,908			33,908		0.0 %
94035	* CW SIDEWALK IMPROVEMENTS	33,908	0	0	33,908	0	0.0 %

**County of Maui**  
**Statement of Appropriations and Expenditures**  
**Capital Improvement Program by District**  
**Fiscal Year Ending 6/30/2017 - as of 9/30/2017**

09	Countywide	Prior Year	Amended	Year	Current	Balance	% of
Index	Activity ** Program *** District	Encumbrance	Budget /	to Date	Encumbrance	Available	Budget
		/ Carryover	Lapses	Expended	09/30/2017		Available
345337	CW BIKEWAY IMPROVEMENTS	3,000			3,000		0.0 %
<b>94037</b>	<b>* CW BIKEWAY IMPROVEMENTS</b>	<b>3,000</b>	<b>0</b>	<b>0</b>	<b>3,000</b>	<b>0</b>	<b>0.0 %</b>
356449	CW BRIDGE KAHOLOPO'O	51,482			51,482		0.0 %
356590	CW BRIDGE IMPR WAIOPAI	30,554			30,554		0.0 %
<b>95031</b>	<b>* CW BRIDGE IMPROVEMENTS</b>	<b>82,036</b>	<b>0</b>	<b>0</b>	<b>82,036</b>	<b>0</b>	<b>0.0 %</b>
356503	CW RD RESURF-HALIIMAILE RD	6,855		2,534	4,322		0.0 %
356506	CW RD RES/PVMNT-KOKOMO RD	68,168			68,168		0.0 %
356569	CW RD RESURF-KALEPA EMERGENCY	189,076			189,076		0.0 %
356570	CW RD RESURF-WELLS&WAKEA	23,695			23,695		0.0 %
<b>95033</b>	<b>* CW RD RESURF &amp; PAVEMENT PRESV</b>	<b>287,794</b>	<b>0</b>	<b>2,534</b>	<b>285,261</b>	<b>0</b>	<b>0.0 %</b>
356511	CW SAFETY MAINT-WAKEA/HINA	4,566			4,566		0.0 %
<b>95034</b>	<b>* CW SAFETY IMPROVEMENTS</b>	<b>4,566</b>	<b>0</b>	<b>0</b>	<b>4,566</b>	<b>0</b>	<b>0.0 %</b>
356440	CW SIDEWK IMPRV-S MARKET	2,980			2,980		0.0 %
356582	CW SIDEWK IMPRV-PAUWELA RD	5,748			5,748		0.0 %
356589	CW SIDEWK IMPRV-KAMEHAMEHA SDW	14,530			14,530		0.0 %
<b>95035</b>	<b>* CW SIDEWALK IMPROVEMENTS</b>	<b>23,258</b>	<b>0</b>	<b>0</b>	<b>23,258</b>	<b>0</b>	<b>0.0 %</b>
356442	CW BIKEWAY-KIHEI BIKEWY II	16,959			16,959		0.0 %
<b>95037</b>	<b>* CW BIKEWAY IMPROVEMENTS</b>	<b>16,959</b>	<b>0</b>	<b>0</b>	<b>16,959</b>	<b>0</b>	<b>0.0 %</b>
356710	BRIDGE INSPECTN NBIS(062)	5,848		5,081		767	13.1 %
356730	SAFE ROUTES TO SCH PRG	128,680		33,287		95,393	74.1 %
<b>95099</b>	<b>* State/Fed/PVT FY95-05-15</b>	<b>134,528</b>	<b>0</b>	<b>38,368</b>	<b>0</b>	<b>96,160</b>	<b>71.5 %</b>
368851	CW BRIDGE IMPRV/KAHANA NUI	35,977			35,977		0.0 %
368873	CW BRIDGE IMPRV/KULANIHAKOI	21,282			21,282		0.0 %
<b>96022</b>	<b>* CW BRIDGE IMPROVEMENTS</b>	<b>57,259</b>	<b>0</b>	<b>0</b>	<b>57,259</b>	<b>0</b>	<b>0.0 %</b>
368802	CW PAVEMENT PRESV CATCH ALL	283,493		5,300	278,193		0.0 %

**County of Maui**  
**Statement of Appropriations and Expenditures**  
**Capital Improvement Program by District**  
**Fiscal Year Ending 6/30/2017 - as of 9/30/2017**

09	Countywide	Prior Year	Amended	Year	Current	Balance	% of
Index	Activity ** Program *** District	Encumbrance	Budget /	to Date	Encumbrance	Available	Budget
		/ Carryover	Lapses	Expended	09/30/2017		Available
<b>96023</b>	<b>* CW PAVEMENT PRESERVATION</b>	<b>283,493</b>	<b>0</b>	<b>5,300</b>	<b>278,193</b>	<b>0</b>	<b>0.0 %</b>
367324	EHA ST RDWAY DEDICATION	8,000			8,000		0.0 %
368803	CW RD RESRF/PVMNT CATCH ALL	1,086,338		65,147	1,021,192		0.0 %
368810	CW RD RESRF/PVMNT W MAUI	217,650			217,650		0.0 %
368820	CW RD RESRF/WAI-KAHULUI	412,822			412,822		0.0 %
368836	CW RD RESRF/UPCOUNTRY	481,629			481,629		0.0 %
368837	CW RD RESRF/LANAI DISTRICT	112,754			112,754		0.0 %
368838	CW RD RESRF/MOLOKAI DIST	93,706			93,706		0.0 %
368840	CW RD RESRF/PIILANY HWY	100,829		35,503	65,326		0.0 %
368844	CW RD RESRF/MAKANI RD	996			996		0.0 %
368846	CW RD RESRF/HANSEN/HANA	4,795			4,795		0.0 %
368862	CW RD RESRF/HANSEN RD	5,174			5,174		0.0 %
368866	CW RD RESRF/PAPA AVE	57,591			57,591		0.0 %
368879	CW RD RESRF/LONO AVE, KAMEHAME	52			52		0.0 %
368884	CW RD RESRF/KUIKAHI DR	206,626		24,653	181,972		0.0 %
<b>96024</b>	<b>* CW RD RESURF &amp; PAVEMENT PRESER</b>	<b>2,788,962</b>	<b>0</b>	<b>125,303</b>	<b>2,663,659</b>	<b>0</b>	<b>0.0 %</b>
368819	CW SAFETY GENERAL CATCH ALL	12,250		4,600	7,650		0.0 %
368834	CW SAFETY WAIKALE RD EXT	5,595			5,595		0.0 %
368860	CW SAFETY MAK/HALEAKALA HWY	25,209			25,209		0.0 %
368870	CW SAFETY HALIIMAILE RDWY WIDE	8,120			8,120		0.0 %
<b>96025</b>	<b>* CW SAFETY IMPROVEMENTS</b>	<b>51,174</b>	<b>0</b>	<b>4,600</b>	<b>46,574</b>	<b>0</b>	<b>0.0 %</b>
368861	CW SIDEWALK PAUWELA RD	16,544			16,544		0.0 %
368886	CW SIDEWALK LILOA DR EXT	96,118		96,118			0.0 %
<b>96026</b>	<b>* CW SIDEWALK IMPROVEMENTS</b>	<b>112,662</b>	<b>0</b>	<b>96,118</b>	<b>16,544</b>	<b>0</b>	<b>0.0 %</b>
367128	PAVEMENT JUSTIFICATION	17,833		8,917	8,917		0.0 %
<b>96028</b>	<b>* CW PAVEMENT JUSTIFICATION</b>	<b>17,833</b>	<b>0</b>	<b>8,917</b>	<b>8,917</b>	<b>0</b>	<b>0.0 %</b>
368841	CW BIKEWAY LILOA DRIVE	16,500			16,500		0.0 %

**County of Maui**  
**Statement of Appropriations and Expenditures**  
**Capital Improvement Program by District**  
**Fiscal Year Ending 6/30/2017 - as of 9/30/2017**

09	Countywide	Prior Year	Amended	Year	Current	Balance	% of
Index	* Activity ** Program *** District	Encumbrance	Budget /	to Date	Encumbrance	Available	Budget
		/ Carryover	Lapses	Expended	09/30/2017		Available
368872	CW BIKEWAY KIHEI GREENWAY	77,479			77,479		0.0 %
<b>96031</b>	<b>* CW BIKEWAY IMPROVEMENTS</b>	<b>93,979</b>	<b>0</b>	<b>0</b>	<b>93,979</b>	<b>0</b>	<b>0.0 %</b>
369510	SAFE ROUTES TO SCH PRG	185,911				185,911	100.0 %
369511	MOLOKAI ATHLETIC COMPLEX	400,000			399,980	20	0.0 %
<b>96099</b>	<b>* State/FED/PVT FY96 FY06 FY16</b>	<b>585,911</b>	<b>0</b>	<b>0</b>	<b>399,980</b>	<b>185,931</b>	<b>31.7 %</b>
377033	CW SAFETY IMPROVEMNTS	38,996		21,500	17,496		0.0 %
<b>97000</b>	<b>* FY1997/2007 CIP projects</b>	<b>38,996</b>	<b>0</b>	<b>21,500</b>	<b>17,496</b>	<b>0</b>	<b>0.0 %</b>
378272	CW BRIDGE IMPROVEMENTS		161,875			161,875	100.0 %
379234	CW BRIDGE KULAHIKAHAKOI	9,321			9,321		0.0 %
379235	CW BRIDGE INSPECTION & EVAL	74,820			74,820		0.0 %
379236	CW BRIDGE KAHAKULOA STREAM BRD				161,875	(161,875)	-
<b>97072</b>	<b>* CW BRIDGE IMPROVEMENT</b>	<b>84,141</b>	<b>161,875</b>	<b>0</b>	<b>246,016</b>	<b>0</b>	<b>0.0 %</b>
378373	CW PAVEMENT PRESERVATION	500,000				500,000	100.0 %
379163	CW PAVEMENT SLURRY SL KAHULUI			50		(50)	-
<b>97073</b>	<b>* CW PAVEMENT PRESERVATION</b>	<b>500,000</b>	<b>0</b>	<b>50</b>	<b>0</b>	<b>499,950</b>	<b>100.0 %</b>
378374	CW RD RESRF/PAVEMENT	3,151,538				3,151,538	100.0 %
379084	CW RD RESRF/PVMT S MAUI RDS	526,233			526,233		0.0 %
379113	CW RD RESRF/PVMT WM DISTRICT	234,867			234,867		0.0 %
379114	CW RD RESRF/PVMT KAHEKILI HWY	430,490			430,490		0.0 %
379119	CW RD RESURFG BALDWIN AVE	14,406			14,406		0.0 %
379123	CW RD RESURFG MAKANI RD			341		(341)	-
379124	CW RD RESURFG VARIOUS LOC	493,899		316,299	478,802	(301,202)	(61)%
379125	CW RD RESURFG PIILANI HWY	11,725		11,725			0.0 %
379133	CW RD RESURFG OLD HALEAKALA	96,453			179,353	(82,900)	(85.9)%
379135	CW RD RESURFG LONO AVE	40,694			40,694		0.0 %
379137	CW RD RESURF HANSEN RD	21,000			21,000		0.0 %
379138	CW RD RESURF WELLS ST	72,598			72,598		0.0 %

**County of Maui**  
**Statement of Appropriations and Expenditures**  
**Capital Improvement Program by District**  
**Fiscal Year Ending 6/30/2017 - as of 9/30/2017**

09	Countywide	Prior Year	Amended	Year	Current	Balance	% of
Index	Activity ** Program *** District	Encumbrance	Budget /	to Date	Encumbrance	Available	Budget
		/ Carryover	Lapses	Expended	09/30/2017		Available
379144	CW RD RESURFG BALDWIN PHASE I	5,356			5,356		0.0 %
379155	CW RD RESURFG WAKEA AVE				88,940	(88,940)	-
379165	CW RD RESURF WAI/KAHULUI			2,200		(2,200)	-
<b>97074</b>	<b>* CW RD RESUF/PAVEMNT PRESERVTN</b>	<b>5,099,259</b>	<b>0</b>	<b>330,565</b>	<b>2,092,739</b>	<b>2,675,955</b>	<b>52.5 %</b>
378375	CW SAFETY IMPROVEMENTS	25,871				25,871	100.0 %
379085	CW SAFETY HALIIMAILE RD	5,208		5,208			0.0 %
379088	CW SAFETY CURB RAMPS	39,223		1,856	39,223	(1,856)	(4.7)%
379092	CW SAFETY WAIALE RD EXT	1,200			1,200		0.0 %
379099	CW SAFETY LILOA DR EXT	150,000			150,000		0.0 %
379105	CW SAFETY PAUWELA RD SDWLK IMP	5,122			7,503	(2,381)	(46.5)%
379110	CW SAFETY KAHEKILI HWY RPR	271,304		2,153	271,304	(2,153)	(0.8)%
379112	CW SAFETY KEANAE RD SFTY	86,300			86,300		0.0 %
<b>97075</b>	<b>* CW SAFETY IMPROVEMENTS</b>	<b>584,228</b>	<b>0</b>	<b>9,217</b>	<b>555,530</b>	<b>19,481</b>	<b>3.3 %</b>
378376	CW SIDEWALK IMPROVEMENTS	3,165				3,165	100.0 %
379100	CW SIDEWALK LILOA DR EXT	222,979			222,979		0.0 %
379103	CW SIDEWK CURB RAMPS VAR LOC	91,855		48,384	43,471		0.0 %
379106	CW SIDEWALK PAUWELA RD	1,454			4,619	(3,165)	(217.7)%
<b>97076</b>	<b>* CW SIDEWALK IMPROVEMENTS</b>	<b>319,453</b>	<b>0</b>	<b>48,384</b>	<b>271,069</b>	<b>0</b>	<b>0.0 %</b>
378377	CW TRAFFIC CALMING PRG	196,922				196,922	100.0 %
379172	CW TRAFFIC VARIOUS LOCATIONS			1,294		(1,294)	-
<b>97077</b>	<b>* CW TRAFFIC CALMING PROGRAM</b>	<b>196,922</b>	<b>0</b>	<b>1,294</b>	<b>0</b>	<b>195,628</b>	<b>99.3 %</b>
379510	SAFE ROUTES TO SCH PRG	92,956				92,956	100.0 %
<b>97099</b>	<b>* State/Fed/PVT FY96 FY06 FY16</b>	<b>92,956</b>	<b>0</b>	<b>0</b>	<b>0</b>	<b>92,956</b>	<b>100.0 %</b>
387030	CW SAFETY IMPROVEMENTS	86,523		3,000	83,523		0.0 %
<b>98000</b>	<b>* FY98/08 CIP PROJECTS</b>	<b>86,523</b>	<b>0</b>	<b>3,000</b>	<b>83,523</b>	<b>0</b>	<b>0.0 %</b>
380103	CW BIKEWAY KIHEI GRNWX PH2			2,155		(2,155)	-

**County of Maui**  
**Statement of Appropriations and Expenditures**  
**Capital Improvement Program by District**  
**Fiscal Year Ending 6/30/2017 - as of 9/30/2017**

09	Countywide	Prior Year	Amended	Year	Current	Balance	% of
Index	Activity ** Program *** District	Encumbrance	Budget /	to Date	Encumbrance	Available	Budget
		/ Carryover	Lapses	Expended	09/30/2017		Available
389749	CW BIKEWAY IMPROVEMENTS		97,276			97,276	100.0 %
<b>98049</b>	<b>* CW BIKEWAY IMPROVEMENTS</b>	<b>0</b>	<b>97,276</b>	<b>2,155</b>	<b>0</b>	<b>95,121</b>	<b>97.8 %</b>
389750	CW RD RESURF/PVMNT PRESRVTN		5,238,541			5,238,541	100.0 %
<b>98050</b>	<b>* CW RD RESURF/PVMNT PRESERVATN</b>	<b>0</b>	<b>5,238,541</b>	<b>0</b>	<b>0</b>	<b>5,238,541</b>	<b>100.0 %</b>
380100	CW SAFETY HALEAKALA HWY			19,560		(19,560)	-
380102	CW SAFETY KAH FIRE STN SDWLK			741		(741)	-
389751	CW SAFETY IMPROVEMENTS		500,000			500,000	100.0 %
<b>98051</b>	<b>* CW SAFETY IMPROVEMENTS</b>	<b>0</b>	<b>500,000</b>	<b>20,301</b>	<b>0</b>	<b>479,699</b>	<b>95.9 %</b>
<b>907</b>	<b>** Roads</b>	<b>12,717,203</b>	<b>5,997,692</b>	<b>734,986</b>	<b>8,270,346</b>	<b>9,709,564</b>	<b>51.9 %</b>
378301	CW LF PV/WIND TURBINE LIGHT	195,000				195,000	100.0 %
<b>97001</b>	<b>* CW LANDFILL PV/WIND TURBINE</b>	<b>195,000</b>	<b>0</b>	<b>0</b>	<b>0</b>	<b>195,000</b>	<b>100.0 %</b>
378302	ENV'TAL COMP SYS DSGN/CTNS	83,052		3,985	78,952	115	0.1 %
<b>97002</b>	<b>* ENV COMPLIANCE SYS DESGN/CONST</b>	<b>83,052</b>	<b>0</b>	<b>3,985</b>	<b>78,952</b>	<b>115</b>	<b>0.1 %</b>
<b>908</b>	<b>** Solid Waste Facilities</b>	<b>278,052</b>	<b>0</b>	<b>3,985</b>	<b>78,952</b>	<b>195,115</b>	<b>70.2 %</b>
319012	CW WET WELL REHABILITATION	12,410			12,410		0.0 %
<b>91051</b>	<b>* CW wet well rehabilitation</b>	<b>12,410</b>	<b>0</b>	<b>0</b>	<b>12,410</b>	<b>0</b>	<b>0.0 %</b>
329023	CW WSTWTR SYSTEM MODIFICATION	39,517		10,393	29,124		0.0 %
<b>92060</b>	<b>* CW WW SYSTEM MODIFICATIONS</b>	<b>39,517</b>	<b>0</b>	<b>10,393</b>	<b>29,124</b>	<b>0</b>	<b>0.0 %</b>
331170	CW EPA CONSENT DECREE COMPLIAN	126,395		8,932	117,463		0.0 %
<b>93070</b>	<b>* CW EPA COMPLIANCE PROJECTS</b>	<b>126,395</b>	<b>0</b>	<b>8,932</b>	<b>117,463</b>	<b>0</b>	<b>0.0 %</b>
331171	CW EPA WW RECLAMATION FACILITY	121,718		10,340	111,379		0.0 %
<b>93071</b>	<b>* CW EPA WWRF RENOVATION PROJ</b>	<b>121,718</b>	<b>0</b>	<b>10,340</b>	<b>111,379</b>	<b>0</b>	<b>0.0 %</b>



**County of Maui**  
**Statement of Appropriations and Expenditures**  
**Capital Improvement Program by District**  
**Fiscal Year Ending 6/30/2017 - as of 9/30/2017**


09	Countywide	Prior Year	Amended	Year	Current	Balance	% of
Index	Activity ** Program *** District	Encumbrance	Budget /	to Date	Encumbrance	Available	Budget
		/ Carryover	Lapses	Expended	09/30/2017		Available
331172	CW WASTEWATER SYSTEM MODIFICAT	6,110			6,110		0.0 %
<b>93072</b>	<b>* CW WW SYSTEM MODIFICATION</b>	<b>6,110</b>	<b>0</b>	<b>0</b>	<b>6,110</b>	<b>0</b>	<b>0.0 %</b>
345378	CW EPA DECREE COMPLIANCE PRJ	35,640			35,640		0.0 %
<b>94078</b>	<b>* CW EPA CONSENT COMPLIANCE PRJ</b>	<b>35,640</b>	<b>0</b>	<b>0</b>	<b>35,640</b>	<b>0</b>	<b>0.0 %</b>
345380	CW WW SYSTEM MODIFICATIONS	110,038			110,038		0.0 %
<b>94080</b>	<b>* CW WW SYSTEM MODIFICATIONS</b>	<b>110,038</b>	<b>0</b>	<b>0</b>	<b>110,038</b>	<b>0</b>	<b>0.0 %</b>
356454	CW EPA DCR LAHAINA WWPS#2	108,078			108,078		0.0 %
356497	CW EPA DCR KAA NAPALI WWPS	1,599		1,599			0.0 %
356499	CW EPA DCR PAIA WWPS FM	25,138			25,138		0.0 %
356574	CW EPA DCR COMPLIANCE PRJ	14,959			14,959		0.0 %
<b>95073</b>	<b>* CW EPA CONSENT DECREE COMPLIAN</b>	<b>149,774</b>	<b>0</b>	<b>1,599</b>	<b>148,175</b>	<b>0</b>	<b>0.0 %</b>
356564	CW EPA DECREE WAI-KAH WWRF	55,631		14,984	40,647		0.0 %
356573	CW EPA DECREE -KULANIHAKOI	51,320		11,080	40,240		0.0 %
<b>95074</b>	<b>* CW EPA CONSENT DECREE WWRF REN</b>	<b>106,951</b>	<b>0</b>	<b>26,064</b>	<b>80,887</b>	<b>0</b>	<b>0.0 %</b>
356520	CW WW SYSTEM MOD-KIHEI FM	25,409			25,409		0.0 %
356521	CW WW SYSTEM MOD-WM RECYCLED	97,306		4,775	92,531		0.0 %
356530	CW WW SYSTEM MOD-WWRF SHORELIN	30,427			30,427		0.0 %
356543	CW WW SYSTEM MOD-WAIEHU	2,059			2,059		0.0 %
356579	CW WW SYSTEM MOD-NAPILI	9,304			9,304		0.0 %
<b>95075</b>	<b>* CW WW SYSTEM MODIFICATIONS</b>	<b>164,505</b>	<b>0</b>	<b>4,775</b>	<b>159,730</b>	<b>0</b>	<b>0.0 %</b>
356542	CW WET WELL MISC PROJECTS	576,717			576,717		0.0 %
<b>95076</b>	<b>* CW WET WELL REHABILITATION</b>	<b>576,717</b>	<b>0</b>	<b>0</b>	<b>576,717</b>	<b>0</b>	<b>0.0 %</b>
368807	CW EPA DECREE KIHEI RECYCLED	35,370			35,370		0.0 %
368824	CW EPA DECREE CATCH ALL	1,650		1,650			0.0 %
<b>96062</b>	<b>* CW EPA CONSENT COMPLIANCE PRJS</b>	<b>37,020</b>	<b>0</b>	<b>1,650</b>	<b>35,370</b>	<b>0</b>	<b>0.0 %</b>

**County of Maui**  
**Statement of Appropriations and Expenditures**  
**Capital Improvement Program by District**  
**Fiscal Year Ending 6/30/2017 - as of 9/30/2017**

09	Countywide	Prior Year	Amended	Year	Current	Balance	% of
Index	Activity ** Program *** District	Encumbrance	Budget /	to Date	Encumbrance	Available	Budget
		/ Carryover	Lapses	Expended	09/30/2017		Available
368817	CW EPA DECREE WWRF RENOVATIONS	205,978		41,102	164,876		0.0 %
368826	CW EPA DECREE HAWAIIAN HOMES	105,556		15,538	90,018		0.0 %
368857	CW EPA DECREE NAPILI WWPS 5&6	426,064			426,064		0.0 %
368864	CW EPA DECR KIHEI FM#16 REPLCM	73,587			73,587		0.0 %
368868	CW EPA DECR SHERATON WWPS MODI	197,312		20,166	177,146		0.0 %
368890	CW EPA DECR LAHAINA WWRF ODOR	70,603		50,794	19,809		0.0 %
<b>96063</b>	<b>* CW EPA WWRF RENOVATION PRJS</b>	<b>1,079,100</b>	<b>0</b>	<b>127,600</b>	<b>951,500</b>	<b>0</b>	<b>0.0 %</b>
368887	CW SOIL AQUIFER ENGR SVC	100,000		44,283	55,717		0.0 %
<b>96064</b>	<b>* CW SOIL AQUIFER TRTMNT STUDY</b>	<b>100,000</b>	<b>0</b>	<b>44,283</b>	<b>55,717</b>	<b>0</b>	<b>0.0 %</b>
368825	CW WWSM HAWAIIAN HOMES	22,700		22,700			0.0 %
368828	CW WWSM NAPILI 5&6 FM	19,035			19,035		0.0 %
368833	CW WWSM LAHAINA WWRFM	252,279		150,013	102,266		0.0 %
368842	CW WWSM LAHAINA WWPS #3	27,573		2,082	25,492		0.0 %
<b>96065</b>	<b>* CW WW SYSTEM MODIFICATIONS</b>	<b>321,587</b>	<b>0</b>	<b>174,795</b>	<b>146,793</b>	<b>0</b>	<b>0.0 %</b>
378303	CW EPA DECREE COMPLIANCE PRJ	500,000				500,000	100.0 %
379169	CW EPA DECREE LAHAINA #3 WWPS				27,325	(27,325)	-
<b>97003</b>	<b>* CW EPA COMPLIANCE PROJECTS</b>	<b>500,000</b>	<b>0</b>	<b>0</b>	<b>27,325</b>	<b>472,675</b>	<b>94.5 %</b>
378304	CW EPA DECREE WW RECL RENOV	1,170,219				1,170,219	100.0 %
379129	CW EPA DECR LAH-KAH WWRF ELECT	150,621		85,992	64,629		0.0 %
379145	CW EPA DECR KAH AERATION BASIN	172,851		184,830		(11,979)	(6.9)%
379157	CW EPA DECR SCADA SERVER UPGRD			11,825	49,795	(61,620)	-
379158	CW EPA DECR LAH WWRF ODOR CTRL				1,367	(1,367)	-
379166	CW EPA DECR WWRF VARIOUS LOC				229,925	(229,925)	-
<b>97004</b>	<b>* CW EPA CONSENT DCR WWRF RP</b>	<b>1,493,691</b>	<b>0</b>	<b>282,647</b>	<b>345,716</b>	<b>865,328</b>	<b>57.9 %</b>
378305	CW SATELLITE RECYCLED WTR FAC	11,741				11,741	100.0 %
379143	CW SATELLITE PRELIM ENGR REPOR	188,259		28,239	160,020		0.0 %

**County of Maui**  
**Statement of Appropriations and Expenditures**  
**Capital Improvement Program by District**  
**Fiscal Year Ending 6/30/2017 - as of 9/30/2017**


09	Countywide	Prior Year	Amended	Year	Current	Balance	% of
Index	Activity ** Program *** District	Encumbrance	Budget /	to Date	Encumbrance	Available	Budget
		/ Carryover	Lapses	Expended	09/30/2017		Available
97005	* CW SATELLITE RECYCLED WTR FAC	200,000	0	28,239	160,020	11,741	5.9 %
378306	CW WW SYSTEM MODIFICATIONS	112,496				112,496	100.0 %
379101	CC WW SYSTEM KIHEI RECYCLED WT	152,298			152,298		0.0 %
379108	CW WW SYSTEM MODI HI'AN HOMES	143,000		8,000	135,000		0.0 %
379109	CW WW SYSTEM MODI LAH WWRF ODO	9,417			9,417		0.0 %
379126	CW WW SYSTEM NAPILI 3 FM	28,712			28,712		0.0 %
379127	CW WW SYSTEM NAPILI 4 FM	26,878			26,878		0.0 %
379130	CW WW SYSTEM KENOLIO RD & KOKI	9,200			9,200		0.0 %
379153	CW WW SYSTEM KAA NAPALI WWPS			43,310		(43,310)	-
97006	* CW WASTEWATER SYSTEM MODIFICAT	482,001	0	51,310	361,505	69,186	14.4 %
378307	CW WWRF CHLORINATN SYS UPGRD	2,000,000				2,000,000	100.0 %
379171	CW WWRF RENOVATION PRJS				345,219	(345,219)	-
97007	* CW WWRF CHLORINATION SYS UPGRD	2,000,000	0	0	345,219	1,654,781	82.7 %
389701	CW EPA COMPLIANCE PRJ		500,000			500,000	100.0 %
98001	* CW EPA COMPLIANCE PROJECTS	0	500,000	0	0	500,000	100.0 %
389702	CW EPA COMPLIANCE WWRF		2,000,000			2,000,000	100.0 %
98002	* CW EPA COMPLIANCE WWRF RENOVAT	0	2,000,000	0	0	2,000,000	100.0 %
389703	CW WW SYSTEM MODIFICATIONS		1,000,000			1,000,000	100.0 %
98003	* CW WW SYSTEM MODIFICATIONS	0	1,000,000	0	0	1,000,000	100.0 %
909	** Wastewater Facilities	7,663,174	3,500,000	772,627	3,816,838	6,573,711	58.9 %
District ***	Countywide	48,678,715	24,019,096	3,176,606	27,645,595	41,875,614	57.6 %
	Grand Total	200,960,847	132,530,055	18,175,243	137,286,807	178,028,857	53.4 %



---

# V. Appendix

---



## GLOSSARY

### **Activity**

An activity is a program or part of a program. Each activity has a budget amount in the operating budget or Capital Improvement Program.

### **Appropriation**

Money authorized to spend for a specific use.

### **Bonds - General Obligation**

A funding tool that is a written promise to pay a specific sum plus interest in the future, used to fund capital improvement projects. A General Obligation bond is secured by the County's General Fund.

### **Capital Improvement Program (CIP)**

Capital projects are long-lived expenditures related to construction, expansion or major repair of infrastructure. An appropriation for a capital improvement lapses six months after the close of the fiscal year. There are eight programs: Drainage, Flood Control, Government Facilities, Parks and

Recreation, Economic Development / Planning, Roads, Solid Waste Facilities and Wastewater Facilities.

### **Carryover Savings (Fund Balance)**

Unappropriated revenue and unencumbered balances of any appropriations in a fund at the end of the fiscal year. For budget purposes this is an estimated amount.

### **Character**

Revenue is grouped by object and character. The character (Char) is a major group such as Taxes, or Licenses and Permits.

### **Countywide Costs**

Countywide costs include costs such as insurance, debt payments, inter-departmental transfers and employee benefits.

### **Debt Service**

The interest and principal payments on bond issues used to finance certain capital improvement projects and loans.

### **Encumbrance**

A commitment of funds to an expenditure at a future date as a result of a purchase order, contract or other funding commitment. An estimated amount of expenditures. The funds may not be used for any other purpose.

### **Expenditure**

An outlay of funds. A payment for goods or services rendered.

### **Fiscal Year**

The County fiscal year runs from July 1 to June 30 of the following year. The operating budget is based on this time frame.

### **Fund**

A separate accounting entity with revenues and expenditures for carrying on specific activities. The largest fund is the General Fund. The Wastewater Fund, the Highway Fund and the Solidwaste Fund are other examples. Also see **FUND DESCRIPTIONS**.

## GLOSSARY

### **Grants / Grant Revenue**

A grant is a financial contribution by the County or a State, Federal or private organization to support a particular function. The County receives as well as distributes grants. Grant funds are legally restricted to expenditures for specific purposes and provide a cost sharing alternative for programs and projects. Grant revenue was referred to as "Special Revenue" in previous years' budgets.

### **Interfund / Interdepartmental Transfers**

These are governmental accounting transfers of revenue between funds. These transfers include overhead, fringe benefits and debt service charges as well as supplemental transfers from the General Fund for special fund operations and CIP.

### **Lapsed Bond Proceeds**

These are funds appropriated from previous fiscal years that are

not encumbered by December 31 of the following fiscal year. Lapsed funds must be re-appropriated prior to expenditure.

### **Object**

Revenue is grouped by object and character. An object is a smaller group such as General Property Taxes, Business Licenses and Permits, or Interest Income.

### **Operating Budget**

Expenditures for all departments' salaries and wages, operations and equipment.

### **Program**

An activity or service or group of activities or services and the resources to carry them out, that are intended to achieve specific objectives. Each county department is responsible for at least one program. Some programs are funded by the Operating Budget and some by Grant Revenue.

### **Revenue**

Receipts received from various sources including real property tax, the transient accommodations tax, fuel tax and sewer/cesspool user fees.

### **Special Assessment**

A charge made against certain properties to help pay for all or part of the cost of a specific capital improvement project. Also park land or a monetary assessment fee received from new developments.

### **Transient Accommodations Tax**

Also known as hotel room tax. The County of Maui receives 22.8% of the total amount collected by the State, after 6% of the Statewide collections are withheld for administrative expense. The current TAT rate in Hawaii is 9.25%.



## FUND DESCRIPTIONS

The budget is organized into funds. A fund is a separate accounting entity with revenues and expenditures for carrying on specific activities. Each fund is a set of self-balancing accounts.

Following is a list of all funds that are subject to appropriation in the Maui County budget.

### **General Fund**

This is the largest of the County's funds. It accounts for all financial resources which are not required to be in another fund. Services within the General Fund include police and fire protection, parks and recreation (except golf), general administrative services, social concerns, planning and other activity for which a special fund has not been created.

### **Liquor Control Fund**

It receives revenue from all liquor license fees. Fund revenues are expended for the operation and administration of the Liquor Control Commission, Liquor Control Adjudication Board, and the Department of Liquor Control.

### **Highway Fund**

This fund was created for the deposit of fuel taxes, public utility franchise taxes and motor vehicle weight taxes. These revenues are expended for acquisition, design, construction, Improvement, repair and maintenance

of County highways, streets, street lights, storm drains and bridges.

### **Wastewater Fund**

It was established to receive all revenue derived from monthly sewer charges, assessments and service charges for pumping of cesspools, septic tanks, etc.. Revenue is expended for the repair, operation and maintenance of the wastewater facilities and sewer systems, including debt service.

### **Bikeway Fund**

This fund was established to collect revenue from bicycle licenses. It is expended for bikeway construction and maintenance.

### **Solid waste Fund**

All refuse collection fees and landfill disposal charges are deposited here. The fund is used for the operation of the County's collection and disposal programs and for diversion programs such as resource recovery and recycling.

### **Grant Funds**

A grant is a financial contribution by the County or a State, Federal or private organization to support a particular function. The County receives as well as distributes grants. Grant funds are legally restricted to expenditures for specific purposes and provide a cost sharing alternative for programs and projects. Grant revenue

was referred to as "Special Revenue" in previous years' budgets. The funds are aggressively pursued to relieve the reliance on County funds and to encourage participation of other government agencies.

### **Debt Service Fund**

Debt service of bonds and loans is accounted for in this fund. The transfer to this fund is included in the Operations by Budget Item report.

### **Golf Fund**


This fund was established to account for the proceeds of playing fees and for fees from golf course concessions (restaurant and pro shop). This revenue is expended for the operation, maintenance and capital improvements of the Waiehu Golf Course.

### **Capital Projects Fund**

It is used to account for general obligation bonds that are issued for capital improvement projects.

### **Utility Enterprise Fund**

The Department of Water Supply uses this. The receipts and disbursements are reported by the revenue categories and program appropriations in the budget ordinance.



**COUNTY OF MAUI**  
**CAPITAL IMPROVEMENT PROJECTS REPORT**

AS OF SEPTEMBER 30, 2017

AYYY-NNN-XXXXXX


AA - Source of Funding (see descriptions below)  
YY - Project Year (Budgeted Year)

NNN - IFAS Sub-fund

XXXXXX – Index Code (Appropriation #)

AA-Source of Funding Descriptions:

GF -	General Fund
GF/LN -	General Fund Loan
HY -	Highway Fund
BY -	Bikeway Fund
LC-	Liquor Control Fund
WM -	Wastewater Fund
SW -	Solid Waste Fund
GOLF -	Golf Fund
PA -	Parks Assessment Fund
SA -	Sewer Assessment Fund
GO -	Bond Issued
GOLAPS -	Lapsed Bond
FF -	Federal Funds
SH -	State Funds
ARRA -	ARRA Federal Funds
SH/LN -	State Revolving Fund
USDA -	USDA Loan
DOT -	State Dept of Transportation
PV -	Private Funds



**County of Maui**  
**Capital Improvement Projects Report (Excluding Department of Water Supply)**  
**As of 9/30/2017**

<b>13-901 DRAINAGE</b>	<b>Original Appropriation</b>	<b>Alloted To Date</b>	<b>Expenditure Prior Years</b>	<b>Expenditure Current Year</b>	<b>Amount Lapsed</b>	<b>Encumbrance</b>	<b>Allotment Balance</b>
<b>Hana Community Plan Area</b>							
HANA HWY LANDSLIDE REPAIRS GO17-373-389252: Lapse 12/31/18	1,150,000.00						
WAIOPAI BRIDGE REPAIRS GO17-373-389253: Lapse 12/31/18	1,500,000.00	69.64				69.64	
	<b>2,650,000.00</b>	<b>69.64</b>	<b>0.00</b>	<b>0.00</b>	<b>0.00</b>	<b>69.64</b>	<b>0.00</b>
<b>Paia-Haiku Community Plan Area</b>							
HAIKU RD DRAINAGE IMPROVEMNT GO14-371-321212: Lapse 12/31/12	1,885,875.00	1,885,875.00	1,885,875.00				
<b>Makawao-Pukalani-Kula Community Plan Area</b>							
DITCH IMPRV WAIPOLI RD GO17-373-378287: Lapse 12/31/17	800,000.00						
GO17-373-389257: Lapse 12/31/18	800,000.00	35,199.01					35,199.01
HIOLANI ST DRAINAGE IMPRV GO17-373-389258: Lapse 12/31/18	900,000.00						
	<b>2,500,000.00</b>	<b>35,199.01</b>	<b>0.00</b>	<b>0.00</b>	<b>0.00</b>	<b>0.00</b>	<b>35,199.01</b>
<b>Wailuku-Kahului Community Plan Area</b>							
IAO STREAM IMPROVEMENTS GO08-367-371200: Lapse 12/31/07	500,000.00	258,100.00	110,463.36			147,636.64	()
PAPA AVE DRAINAGE IMPRV GO17-373-378295: Lapse 12/31/17	400,000.00	400,000.00	50.00				399,950.00
C MAUI DRAINLINE REPAIRS GF17-301-378396: Lapse 12/31/17	850,000.00	850,000.00	285,001.62			529,164.83	35,833.55
GO17-373-389261: Lapse 12/31/18	700,000.00	200.00		200.00			
TEST/INSPECT EXIST INJ WELLS GF17-301-378397: Lapse 12/31/17	300,000.00	300,000.00				262,498.35	37,501.65
WAKEA/NIIHAU ST DRAINAGE IMPRV HY17-302-378398: Lapse 12/31/17	450,000.00	450,000.00	4,328.25	171.75		500.00	445,000.00
	<b>3,200,000.00</b>	<b>2,258,300.00</b>	<b>399,843.23</b>	<b>371.75</b>	<b>0.00</b>	<b>939,799.82</b>	<b>918,285.20</b>
<b>Kihei-Makena Community Plan Area</b>							
KIHEI DRAINAGE MASTER PLAN HY05-302-357010: Lapse 12/31/05	350,000.00	350,000.00	350,000.00				
S KIHEI RD CULVERT REPLCMNT GO17-373-378218: Lapse 12/31/17	2,100,000.00	2,095,301.76	31,780.09	19,436.00		2,044,085.67	
HAUOLI ST DRAINAGE IMPROVMNTS HY09-302-391001: Lapse 12/31/09	200,000.00	200,000.00	50,710.00		149,290.00		
GO14-371-331244: Lapse 12/31/13	2,500,000.00	1,970,022.48	1,941,547.66		684.84	27,789.98	
	<b>5,150,000.00</b>	<b>4,615,324.24</b>	<b>2,374,037.75</b>	<b>19,436.00</b>	<b>149,974.84</b>	<b>2,071,875.65</b>	<b>0.00</b>

**County of Maui**  
**Capital Improvement Projects Report (Excluding Department of Water Supply)**  
**As of 9/30/2017**

<b>13-901 Drainage</b>	<b>Original Appropriation</b>	<b>Alloted To Date</b>	<b>Expenditure Prior Years</b>	<b>Expenditure Current Year</b>	<b>Amount Lapsed</b>	<b>Encumbrance</b>	<b>Allotment Balance</b>
<b>West Maui Community Plan Area</b>							
LAHAINA WATERSHED PROJ DIVERSI DOT11-325-317506: #STP-STP-0900(0 77)		1,979,367.00	1,911,855.55				67,511.45
LAH WATERSHED PROJ DIV PH 3A DOT13-325-337506: #STP-STP-0900(0 83)		2,282,912.50	1,459,170.86			421,588.16	402,153.48
LAHAINA WATERSHED FLOOD CTRL GO14-371-321213: Lapse 12/31/12	2,563,498.08	361,349.00	140,038.12			221,310.88	()
GO14-371-331247: Lapse 12/31/13	1,100,000.00	1,100,000.00	1,005,097.66		84,969.51	9,932.83	
GO17-373-345276: Lapse 12/31/14 ORD#4095	677,698.55	6,992.95	6,936.82			56.13	
GO17-373-356216: Lapse 12/31/15 ORD#4095	997,900.00	216,315.36				216,315.36	
GO17-373-367245: Lapse 12/31/16	2,000,000.00	2,000,000.00	15,000.00			1,985,000.00	
GO17-373-378209: Lapse 12/31/17	500,000.00						
NAPILI 4/5 CULVERT GO17-373-356229: Lapse 12/31/15	226,965.00	226,965.00	181,269.00			45,696.00	
	<b>8,066,061.63</b>	<b>8,173,901.81</b>	<b>4,719,368.01</b>	<b>0.00</b>	<b>84,969.51</b>	<b>2,899,899.36</b>	<b>469,664.93</b>
<b>Molokai Community Plan Area</b>							
KAUNAKAKAI DRAINAGE SYS B GO17-373-367246: Lapse 12/31/16	400,000.00	393,497.00	205,043.13	52,954.64		135,499.23	
GO17-373-378290: Lapse 12/31/17	200,000.00	199,356.00				69,700.00	129,656.00
	<b>600,000.00</b>	<b>592,853.00</b>	<b>205,043.13</b>	<b>52,954.64</b>	<b>0.00</b>	<b>205,199.23</b>	<b>129,656.00</b>
<b>Countywide</b>							
CW DRAINAGE IMPROVEMENTS GO14-371-321203: Lapse 12/31/12	1,211,279.78	1,211,279.78	731,566.11	83,044.70	89,525.20	307,143.77	
GO14-371-331249: Lapse 12/31/13	1,300,000.00	1,288,837.57	1,094,230.25	11,432.98	11,476.35	171,697.99	
GF14-301-345319: Lapse 12/31/14	1,350,000.00	1,350,000.00	1,189,197.15		7,852.50	152,950.35	
GO15-372-356C56: Lapse 12/31/15	818,536.68	818,536.68	818,536.68				
GO17-373-356C66: Lapse 12/31/15	881,463.32	870,533.48	836,033.70			34,499.78	
GO17-373-367C48: Lapse 12/31/16	1,500,000.00	1,453,658.06	854,625.74	3,120.00		595,912.32	
GF17-301-378C69: Lapse 12/31/17	1,000,000.00	1,000,000.00	145,623.75	33,810.15		481,209.16	339,356.94
CW MUNI SEP STRM WATER/SEWER GF15-301-356C20: Lapse 12/31/15	300,000.00	300,000.00	300,000.00				
PAPA AVE DRAINAGE IMPROVEMENTS GF14-301-345389: Lapse 12/31/14	250,000.00	250,000.00	26,618.59		195,833.68	27,547.73	
CW DRAINAGE IMPROVEMENTS GO17-373-389C47: Lapse 12/31/18	1,000,000.00	18,142.56					18,142.56
	<b>9,611,279.78</b>	<b>8,560,988.13</b>	<b>5,996,431.97</b>	<b>131,407.83</b>	<b>304,687.73</b>	<b>1,770,961.10</b>	<b>357,499.50</b>
<b>TOTAL Drainage</b>	<b>33,663,216.41</b>	<b>26,122,510.83</b>	<b>15,580,599.09</b>	<b>204,170.22</b>	<b>539,632.08</b>	<b>7,887,804.80</b>	<b>1,910,304.64</b>

**County of Maui**  
**Capital Improvement Projects Report (Excluding Department of Water Supply)**  
**As of 9/30/2017**

<b>13-902 Other Projects</b>	<b>Original Appropriation</b>	<b>Alloted To Date</b>	<b>Expenditure Prior Years</b>	<b>Expenditure Current Year</b>	<b>Amount Lapsed</b>	<b>Encumbrance</b>	<b>Allotment Balance</b>
<b>Makawao-Pukalani-Kula Community Plan Area</b>							
KULA AGRICULTURAL PARK EXT GO17-373-389227: Lapse 12/31/18	1,100,000.00						
<b>Wailuku-Kahului Community Plan Area</b>							
WAILUKU UNION CHCH/ADDL PARK GF14-301-345312: Lapse 12/31/14	100,000.00	100,000.00	22,929.25		76,437.65	633.10	
<b>West Maui Community Plan Area</b>							
STATE OF HAWAII DOH GRANT SH17-323-379517:	108,000.00	108,000.00		49,795.00			58,205.00
<b>Countywide</b>							
SW CW EQUIPMENT							
GO17-373-367256: Lapse 12/31/16	2,162,500.00	2,035,664.20	2,035,664.20				
GO17-373-367258: Lapse 12/31/16	697,000.00	696,457.37	696,457.37				
GO17-373-367C51: Lapse 12/31/16							
PUBLIC SAFETY RADIO SYS REPLC							
GO17-373-345290: Lapse 12/31/14 ORD#4095	1,582,986.56	1,425,818.56	1,081,243.51	2,391.90		342,183.15	
GOLAPS-350-356460: Lapse 12/31/15	1,210,000.00	1,210,000.00	210,981.31		765,956.04	233,062.65	
GO17-373-378231: Lapse 12/31/17	4,550,000.00						
GO17-373-389C25: Lapse 12/31/18	600,000.00						
WM VACUUM ST SWEEPER							
GO17-373-378226: Lapse 12/31/17	310,000.00	278,987.85				278,987.85	
GO17-373-378227: Lapse 12/31/17	2,880,000.00	2,879,926.35	832,737.94			2,047,188.41	
BRIDGE INSPECTN & EVALUATION							
HY17-302-378371: Lapse 12/31/17	80,000.00	80,000.00		48,020.00		31,980.00	
CW EQUIPMENT							
GO17-373-389C21: Lapse 12/31/18	2,700,000.00	1,660,960.63					1,660,960.63
BUS STOPS & SHELTERS							
GO17-373-345291: Lapse 12/31/14	18,814.00	18,814.00	18,814.00				
GO17-373-367250: Lapse 12/31/16	800,000.00	644,775.95	400,969.54	77,733.55		166,072.86	
GO17-373-378210: Lapse 12/31/17	500,000.00	84,500.00	38,940.00			45,560.00	
LAUNIUPOKO LAND ACQ							
GO17-373-378228: Lapse 12/31/17	2,273,000.00						
	<b>20,364,300.56</b>	<b>11,015,904.91</b>	<b>5,315,807.87</b>	<b>128,145.45</b>	<b>765,956.04</b>	<b>3,145,034.92</b>	<b>1,660,960.63</b>
<b>TOTAL Other Projects</b>	<b>21,672,300.56</b>	<b>11,223,904.91</b>	<b>5,338,737.12</b>	<b>177,940.45</b>	<b>842,393.69</b>	<b>3,145,668.02</b>	<b>1,719,165.63</b>

**County of Maui**  
**Capital Improvement Projects Report (Excluding Department of Water Supply)**  
**As of 9/30/2017**

<b>13-903 Government Facilities</b>	<b>Original Appropriation</b>	<b>Alloted To Date</b>	<b>Expenditure Prior Years</b>	<b>Expenditure Current Year</b>	<b>Amount Lapsed</b>	<b>Encumbrance</b>	<b>Allotment Balance</b>
<b>Hana Community Plan Area</b>							
NAHIKU COMMUNITY CENTER							
GO12-370-324200: Lapse 12/31/12	250,000.00	250,000.00	103,072.89		32,806.04	114,121.07	
GO17-373-367298: Lapse 12/31/16	1,950,000.00	191,340.00	95,167.50	5,509.50		90,663.00	
HANA CIVIC CENTER							
GF17-301-378337: Lapse 12/31/17	50,000.00	50,000.00					50,000.00
	<b>2,250,000.00</b>	<b>491,340.00</b>	<b>198,240.39</b>	<b>5,509.50</b>	<b>32,806.04</b>	<b>204,784.07</b>	<b>50,000.00</b>
<b>Paia-Haiku Community Plan Area</b>							
HAIKU FIRE STATION							
GF08-301-383010: Lapse 12/31/08	500,000.00	500,000.00	458,015.20			41,984.80	
GO10-368-393201: Lapse 12/31/09	600,000.00	600,000.00	470,023.31			129,976.69	
KAUNOA F/O EXPANSION/RE							
GF15-301-356403: Lapse 12/31/15	120,000.00	120,000.00	10,276.94	108,281.32	1,441.74		()
	<b>1,220,000.00</b>	<b>1,220,000.00</b>	<b>938,315.45</b>	<b>108,281.32</b>	<b>1,441.74</b>	<b>171,961.49</b>	<b>(0.00)</b>
<b>Makawao-Pukalani-Kula Community Plan Area</b>							
MAKAWAO MUNI PARK'G LOT							
GF15-301-356404: Lapse 12/31/15	200,000.00	200,000.00	192,691.00		7,309.00		
<b>Wailuku-Kahului Community Plan Area</b>							
COUNTY SERVICE CENTER							
GO17-373-356293: Lapse 12/31/15	1,632,976.00	1,632,809.00	1,068,900.40			563,908.60	
GO17-373-378269: Lapse 12/31/17	160,000.00	160,000.00				160,000.00	
MARKET ST PLAZA IMPROVEMENT							
GF15-301-356409: Lapse 12/31/15	355,000.00	355,000.00	324,080.92		30,919.08		
WAILUKU REDEVT MUNI PRKG LOT							
GF18-301-389744: Lapse 12/31/18	4,300,000.00	4,300,000.00					4,300,000.00
WAILUKU REDEV'T MUNI PRKG LOT							
GF16-301-367104: Lapse 12/31/16	7,460,304.00	7,460,304.00	837,356.88	307,101.89	2,856,082.90	3,459,762.33	
GF17-301-378366: Lapse 12/31/17	3,380,447.00	3,380,447.00		3,500.00			3,376,947.00
KALANA/MAUI PARK'G LOT RESURF							
GF14-301-345306: Lapse 12/31/14	200,000.00	200,000.00	199,973.46		26.54		
GO17-373-367240: Lapse 12/31/16	1,200,000.00	704,794.75				704,794.75	
GF17-301-378399: Lapse 12/31/17	500,000.00	500,000.00	135,471.00				364,529.00
WAIKAPU BASEYARDS							
GO17-373-378292: Lapse 12/31/17	550,000.00						
AIR CONDITION CHILLER REPLCT							
GF14-301-345308: Lapse 12/31/14	100,000.00	100,000.00	79,775.00		1,959.00	18,266.00	
2154 KAOHU ST BLDG IMPRVMNTS							
GF17-301-378405: Lapse 12/31/17	50,000.00	50,000.00		9,292.80		843.66	39,863.54
NEW COUNTY SERVICE CENTER							
GO17-373-389226: Lapse 12/31/18	25,000,000.00						



**County of Maui**  
**Capital Improvement Projects Report (Excluding Department of Water Supply)**  
**As of 9/30/2017**

<b>13-903 Government Facilities</b>	<b>Original Appropriation</b>	<b>Alloted To Date</b>	<b>Expenditure Prior Years</b>	<b>Expenditure Current Year</b>	<b>Amount Lapsed</b>	<b>Encumbrance</b>	<b>Allotment Balance</b>
	<b>44,888,727.00</b>	<b>18,843,354.75</b>	<b>2,645,557.66</b>	<b>319,894.69</b>	<b>2,888,987.52</b>	<b>4,907,575.34</b>	<b>8,081,339.54</b>
<b>Kihei-Makena Community Plan Area</b>							
KIHEI POLICE STATION							
GO14-371-331253: Lapse 12/31/13	3,250,000.00	3,225,277.04	3,197,402.51		.53	27,874.00	
<b>West Maui Community Plan Area</b>							
LAHAINA REFUSE OFFICE							
GO17-373-378219: Lapse 12/31/17	250,000.00	230,970.00				230,970.00	
<b>Lanai Community Plan Area</b>							
LANAI FIRE STN IMPRVMENTS							
GF17-301-378329: Lapse 12/31/17	10,000.00	10,000.00					10,000.00
LANAI BASEYARD IMPRV							
GO17-373-378286: Lapse 12/31/17	300,000.00	19,650.00	18,650.00			1,000.00	
LANAI FIRE STN IMPROVEMENTS							
GF18-301-389723: Lapse 12/31/18	100,000.00	100,000.00					100,000.00
	<b>410,000.00</b>	<b>129,650.00</b>	<b>18,650.00</b>	<b>0.00</b>	<b>0.00</b>	<b>1,000.00</b>	<b>110,000.00</b>
<b>Molokai Community Plan Area</b>							
KAUNAKAKAI POLICE STN							
GO17-373-378268: Lapse 12/31/17	390,000.00	884.00	884.00				
MOLOKAI BASEYARD DESIGN&C							
GOLAPS-350-356459: Lapse 12/31/15	3,500,000.00	3,500,000.00	288,679.92		3,086,848.00	124,472.08	
GO17-373-378291: Lapse 12/31/17	4,533,000.00	4,533,000.00					4,533,000.00
GOLAPS-350-378392: Lapse 12/31/17	3,703,000.00	3,703,000.00		35,784.77			3,667,215.23
PUKOO FIRE STN RELOCATION							
GF18-301-389724: Lapse 12/31/18	35,000.00	35,000.00					35,000.00
	<b>12,161,000.00</b>	<b>11,771,884.00</b>	<b>289,563.92</b>	<b>35,784.77</b>	<b>3,086,848.00</b>	<b>124,472.08</b>	<b>8,235,215.23</b>
<b>Countywide</b>							
ACQ 2103 WELLS ST BLDG							
GO17-373-389246: Lapse 12/31/18	1,600,000.00						
CW FIRE FACILITIES							
GF09-301-393016: Lapse 12/31/09	150,000.00	150,000.00	36,570.60		83,916.50	29,512.90	
GF10-301-303191: Lapse 12/31/10	300,000.00	300,000.00	275,876.39		22,373.61	1,750.00	
GO10-368-313205: Lapse 12/31/11	150,000.00	150,000.00	111,925.00			38,075.00	
GF12-301-323021: Lapse 12/31/12	150,000.00	150,000.00	137,716.54		8,325.16	3,958.30	
GF14-301-345321: Lapse 12/31/14	300,000.00	300,000.00	288,276.46		265.28	11,458.26	
GF16-301-367C13: Lapse 12/31/16	300,000.00	300,000.00	717.99		299,282.01		
GF18-301-389C22: Lapse 12/31/18	150,000.00	150,000.00					150,000.00
CW FACILITY BUILDING IMPRVMENTS							
GO12-370-313204: Lapse 12/31/11	150,000.00	150,000.00	143,040.18		6,959.82		
GF13-301-331115: Lapse 12/31/13	350,000.00	350,000.00	283,481.46		61,854.04	4,664.50	
GF14-301-345320: Lapse 12/31/14	500,000.00	500,000.00	467,825.42		19,597.99	12,576.59	

**County of Maui**  
**Capital Improvement Projects Report (Excluding Department of Water Supply)**  
**As of 9/30/2017**

<b>13-903 Government Facilities</b>	<b>Original Appropriation</b>	<b>Alloted To Date</b>	<b>Expenditure Prior Years</b>	<b>Expenditure Current Year</b>	<b>Amount Lapsed</b>	<b>Encumbrance</b>	<b>Allotment Balance</b>
GF15-301-356C21: Lapse 12/31/15	600,000.00	600,000.00	412,287.89		45,407.11	142,305.00	
GO17-373-367C49: Lapse 12/31/16	750,000.00	369,120.34	78,459.41	25,431.00		265,229.93	
GF17-301-378C70: Lapse 12/31/17	350,000.00	350,000.00	101,898.66	9,456.00		14,482.00	224,163.34
GF18-301-389C48: Lapse 12/31/18	500,000.00	500,000.00				10,318.20	489,681.80
<b>CW POLICE FACILITIES</b>							
GF13-301-331117: Lapse 12/31/13	300,000.00	300,000.00	276,246.51			23,753.49	
GF15-301-356C22: Lapse 12/31/15	250,000.00	250,000.00	232,361.00		17,639.00		
GF16-301-367C15: Lapse 12/31/16	150,000.00	150,000.00	75,559.53		73,960.92	479.55	
GF17-301-378C67: Lapse 12/31/17	940,000.00	940,000.00	149,034.00				790,966.00
GF18-301-389C45: Lapse 12/31/18	425,000.00	425,000.00					425,000.00
<b>KALANA O MAUI CAMPUS EXP DESIG</b>							
GO17-373-345264: Lapse 12/31/14	500,761.47	500,732.47	188,526.33			312,206.14	
<b>CW DMVL SATELLITE OFF UPGRD</b>							
GF17-301-378C26: Lapse 12/31/17	137,200.00	137,200.00	57,919.93	27,838.16		10,781.75	40,660.16
<b>COUNTY BUILDING RENOVATION</b>							
GF10-301-303189: Lapse 12/31/10	300,000.00	300,000.00	296,694.90		3,305.10		
<b>CW FUEL TANK REPLACEMENTS</b>							
GF14-301-345323: Lapse 12/31/14	250,000.00	250,000.00	211,210.00		38,790.00		
GF16-301-367C14: Lapse 12/31/16	100,000.00	100,000.00			20,500.00	79,500.00	
	<b>9,652,961.47</b>	<b>7,672,052.81</b>	<b>3,825,628.20</b>	<b>62,725.16</b>	<b>702,176.54</b>	<b>961,051.61</b>	<b>2,120,471.30</b>
<b>TOTAL Government Facilities</b>	<b>74,282,688.47</b>	<b>43,784,528.60</b>	<b>11,306,049.13</b>	<b>532,195.44</b>	<b>6,719,569.37</b>	<b>6,629,688.59</b>	<b>18,597,026.07</b>

**County of Maui**  
**Capital Improvement Projects Report (Excluding Department of Water Supply)**  
**As of 9/30/2017**

<b>13-904 Parks and Recreation</b>	<b>Original Appropriation</b>	<b>Alloted To Date</b>	<b>Expenditure Prior Years</b>	<b>Expenditure Current Year</b>	<b>Amount Lapsed</b>	<b>Encumbrance</b>	<b>Allotment Balance</b>
<b>Hana Community Plan Area</b>							
PA'ANI MAI PARK IMPROVM							
GF15-301-356402: Lapse 12/31/15	300,000.00	300,000.00	163,599.50		29,840.00	106,560.50	
NAHIKU COMMUNITY CENTER							
GF13-301-331101: Lapse 12/31/13	280,000.00	280,000.00	734.50			279,265.50	
GF14-301-345302: Lapse 12/31/14	600,000.00	600,000.00			124,213.57	475,786.43	
HELENE HALL IMPROVEMENTS							
GO17-373-378239: Lapse 12/31/17	50,000.00	50,000.00				50,000.00	
GO17-373-389230: Lapse 12/31/18	600,000.00						
HANA-KEANAE-KAILUA PARKS							
GF15-301-356401: Lapse 12/31/15	165,000.00	165,000.00	153,459.92	5,080.00	390.08	6,070.00	
GF16-301-367101: Lapse 12/31/16	446,250.00	446,250.00	336,674.08	7,982.25		101,593.67	
GF17-301-378338: Lapse 12/31/17	250,000.00	250,000.00	75,276.62				174,723.38
GF18-301-389731: Lapse 12/31/18	55,000.00	55,000.00					55,000.00
	<b>2,746,250.00</b>	<b>2,146,250.00</b>	<b>729,744.62</b>	<b>13,062.25</b>	<b>154,443.65</b>	<b>1,019,276.10</b>	<b>229,723.38</b>
<b>Paia-Haiku Community Plan Area</b>							
PAIA-HAIKU PARKS SYSTEM							
GF16-301-367102: Lapse 12/31/16	450,000.00	450,000.00	373,231.35		16.81	76,751.84	
GO17-373-378254: Lapse 12/31/17	400,000.00						
GF17-301-378353: Lapse 12/31/17	320,000.00	320,000.00	107,539.69	53,172.81		99,052.50	60,235.00
GO17-373-389238: Lapse 12/31/18	765,000.00						
PA18-309-389438: Lapse 12/31/18	135,000.00	135,000.00					135,000.00
GF18-301-389738: Lapse 12/31/18	50,000.00	50,000.00					50,000.00
	<b>2,120,000.00</b>	<b>955,000.00</b>	<b>480,771.04</b>	<b>53,172.81</b>	<b>16.81</b>	<b>175,804.34</b>	<b>245,235.00</b>
<b>Makawao-Pukalani-Kula Community Plan Area</b>							
MAKAWAO-HAIKU-PAIA PARKS							
GF15-301-356405: Lapse 12/31/15	325,000.00	325,000.00	303,903.00			21,097.00	
PUK-KULA-ULUPALAKUA PARKS							
GF15-301-356406: Lapse 12/31/15	245,000.00	245,000.00	180,113.86		800.00	64,086.14	( )
UPCOUNTRY SKATE PARK							
GF15-301-356407: Lapse 12/31/15	75,000.00	75,000.00	63,302.33			11,697.67	
GO17-373-389236: Lapse 12/31/18	200,000.00						
MAK-PUK-KULA ULU PARKS							
GF16-301-367103: Lapse 12/31/16	435,000.00	435,000.00	310,728.23		5,972.48	118,299.29	
GF17-301-378347: Lapse 12/31/17	350,000.00	350,000.00		13,604.00		51,647.00	284,749.00
GO17-373-389235: Lapse 12/31/18	310,000.00						
GF18-301-389735: Lapse 12/31/18	1,250,000.00	1,250,000.00					1,250,000.00
UPCOUNTRY SKATE PARK							
GO17-373-378248: Lapse 12/31/17	1,100,000.00						
PA17-309-378350: Lapse 12/31/17	100,000.00	100,000.00					100,000.00
WAIAKOA GYM IMPRVMNTS							
GO17-373-378249: Lapse 12/31/17	75,000.00	74,725.00	33,764.00			588.00	40,373.00

**County of Maui**  
**Capital Improvement Projects Report (Excluding Department of Water Supply)**  
**As of 9/30/2017**

<b>13-904 Parks and Recreation</b>	<b>Original Appropriation</b>	<b>Alloted To Date</b>	<b>Expenditure Prior Years</b>	<b>Expenditure Current Year</b>	<b>Amount Lapsed</b>	<b>Encumbrance</b>	<b>Allotment Balance</b>
	<b>4,465,000.00</b>	<b>2,854,725.00</b>	<b>891,811.42</b>	<b>13,604.00</b>	<b>6,772.48</b>	<b>267,415.10</b>	<b>1,675,122.00</b>
<b>Wailuku-Kahului Community Plan Area</b>							
WAIEHU GC STARTER BOOTH/RESTO							
GO17-373-378257: Lapse 12/31/17	500,000.00						
NEW KAHULUI COM'ITY CTR							
GF18-301-389742: Lapse 12/31/18	250,000.00	250,000.00					250,000.00
CENTRAL MAUI PARKS SYSTEM							
GF16-301-367105: Lapse 12/31/16	600,000.00	600,000.00	346,262.00	169,320.00	2,000.00	82,418.00	
GO17-373-378256: Lapse 12/31/17	461,000.00						
GF17-301-378355: Lapse 12/31/17	539,000.00	539,000.00	52,852.42	12,148.00		44,922.64	429,076.94
GF18-301-389740: Lapse 12/31/18	1,000,000.00	1,000,000.00					1,000,000.00
WAILUKU GYM IMPROVEMENTS							
GO14-371-345245: Lapse 12/31/14	1,653,642.06	1,659,792.82	1,653,642.06		6,150.76		
GF15-301-356412: Lapse 12/31/15	275,000.00	275,000.00	53,549.32		211,971.48	9,479.20	
WAR MEMORIAL GYM BLDG IMPRV							
GO17-373-389239: Lapse 12/31/18	1,400,000.00						
GF18-301-389739: Lapse 12/31/18	350,000.00	350,000.00					350,000.00
WAIEHU GC WWTR IMPR							
GO17-373-378258: Lapse 12/31/17	50,000.00	49,600.00	2,000.00	14,500.00		33,100.00	
WAIKAPU CC BASKETBALL CT							
GO17-373-378259: Lapse 12/31/17							
GO17-373-378260: Lapse 12/31/17	1,000,000.00	17,869.00					17,869.00
GF18-301-389741: Lapse 12/31/18	500,000.00	500,000.00				461,730.00	38,270.00
WAILUKU POOL IMPRVMNTS							
GO17-373-378261: Lapse 12/31/17	50,000.00	35,527.39	24,248.54			11,278.85	
WM COMPLEX PAVING IMPROVEMENTS							
GF14-301-345311: Lapse 12/31/14	400,000.00	400,000.00	375,483.47		84.58	24,431.95	
GO17-373-378262: Lapse 12/31/17	100,000.00	99,960.00	27,438.00			43,762.00	28,760.00
KAHULUI PARKS SYSTEM							
GF15-301-356410: Lapse 12/31/15	325,000.00	325,000.00	318,107.96		6,892.04		
KANAHA BEACH PRK MSTR PLAN							
GF15-301-356411: Lapse 12/31/15	250,000.00	250,000.00	193,877.27	19,676.01	45.00	36,401.72	
KEPANIWAI HERITAGE GARDENS							
GF16-301-367106: Lapse 12/31/16	100,000.00	100,000.00	30,340.00		3,400.00	66,260.00	
WAIL-WAIH-WAIK PARKS SYS							
GF15-301-356413: Lapse 12/31/15	590,000.00	590,000.00	572,909.59		2,357.55	14,732.86	
WAR MEMORIAL CIVIC COMPLEX							
GF14-301-345310: Lapse 12/31/14	200,000.00	200,000.00	164,859.02		35,140.98		
	<b>10,593,642.06</b>	<b>7,241,749.21</b>	<b>3,815,569.65</b>	<b>215,644.01</b>	<b>268,042.39</b>	<b>828,517.22</b>	<b>2,113,975.94</b>
<b>Kihei-Makena Community Plan Area</b>							
WAIPUILANI PARK IRRIGATION							

**County of Maui**  
**Capital Improvement Projects Report (Excluding Department of Water Supply)**  
**As of 9/30/2017**

<b>13-904 Parks and Recreation</b>	<b>Original Appropriation</b>	<b>Allotted To Date</b>	<b>Expenditure Prior Years</b>	<b>Expenditure Current Year</b>	<b>Amount Lapsed</b>	<b>Encumbrance</b>	<b>Allotment Balance</b>
GF16-301-367108: Lapse 12/31/16	800,000.00	800,000.00	126,800.00	379,170.74	239,500.00	54,529.26	
GF17-301-378341: Lapse 12/31/17	100,000.00	100,000.00	4,467.03	8,843.19		5,552.55	81,137.23
<b>SO MAUI COMMUNITY PARK</b>							
GO17-373-356227: Lapse 12/31/15	16,588,792.49	438,635.29	249,167.24			189,468.05	()
GF15-301-356416: Lapse 12/31/15	655,000.00	655,000.00	595,509.00			59,491.00	
GF16-301-367107: Lapse 12/31/16	885,000.00	885,000.00	858,418.00			26,582.00	
GO17-373-378243: Lapse 12/31/17	650,000.00						
GO17-373-378244: Lapse 12/31/17	303,000.00	108,444.00	22,217.40			86,226.60	
GF17-301-378340: Lapse 12/31/17	597,000.00	597,000.00	95,396.48	79,464.62		4,418.82	417,720.08
PA18-309-389732: Lapse 12/31/18	638,000.00	638,000.00					638,000.00
<b>SM COMMUNITY PARK REC CTR</b>							
GO17-373-378223: Lapse 12/31/17	20,075,722.00	20,075,722.00				20,075,722.00	
<b>SM BLDG MAINT REPAIRER BSYD</b>							
GO17-373-378242: Lapse 12/31/17	150,000.00						
	<b>41,442,514.49</b>	<b>24,297,801.29</b>	<b>1,951,975.15</b>	<b>467,478.55</b>	<b>239,500.00</b>	<b>20,501,990.28</b>	<b>1,136,857.31</b>
<b>West Maui Community Plan Area</b>							
<b>WEST MAUI PARKS SYSTEM</b>							
PA15-309-356462: Lapse 12/31/15	800,000.00	800,000.00	519,609.16	5,500.00	2,831.00	272,059.84	
GF16-301-367109: Lapse 12/31/16	225,000.00	225,000.00				225,000.00	
PA16-309-367154: Lapse 12/31/16	480,000.00	480,000.00	67,357.84		165.00	412,477.16	
GO17-373-378264: Lapse 12/31/17	1,915,000.00	1,606,488.00		105,074.92		1,335,665.08	165,748.00
GF17-301-378363: Lapse 12/31/17	85,000.00	85,000.00	3,600.00	50.00		9,400.00	71,950.00
PA17-309-378365: Lapse 12/31/17	285,000.00	285,000.00					285,000.00
<b>MOKUHINIA ECOSYSTEM/RESTORATN</b>							
GO17-373-345266: Lapse 12/31/14 ORD#4095	132,414.26	132,411.37	117,153.94			15,257.43	
GF15-301-356560: Lapse 12/31/15	50,000.00	50,000.00	47,000.00			3,000.00	
<b>WEST MAUI PARKS SYSTEM</b>							
PA18-309-389743: Lapse 12/31/18	950,000.00	950,000.00					950,000.00
	<b>4,922,414.26</b>	<b>4,613,899.37</b>	<b>754,720.94</b>	<b>110,624.92</b>	<b>2,996.00</b>	<b>2,272,859.51</b>	<b>1,472,698.00</b>
<b>Lanai Community Plan Area</b>							
<b>LANAI PARKS SYSTEM</b>							
GF16-301-367111: Lapse 12/31/16	262,500.00	262,500.00	232,156.46	30,284.17	59.37		
GO17-373-378246: Lapse 12/31/17	425,000.00	20,752.83	1,600.00	19,152.83			
GF17-301-378345: Lapse 12/31/17	25,000.00	25,000.00		6,353.00		18,647.00	
GF18-301-389733: Lapse 12/31/18	126,000.00	126,000.00					126,000.00
<b>LANAI COM'Y CTR COMM KITCHEN</b>							
GF18-301-389734: Lapse 12/31/18	250,000.00	250,000.00					250,000.00
	<b>1,088,500.00</b>	<b>684,252.83</b>	<b>233,756.46</b>	<b>55,790.00</b>	<b>59.37</b>	<b>18,647.00</b>	<b>376,000.00</b>
<b>Molokai Community Plan Area</b>							
<b>MOLOKAI PARKS SYSTEM</b>							
GF15-301-356418: Lapse 12/31/15	695,000.00	695,000.00	685,968.01		9,032.00		(.01)
GF16-301-367112: Lapse 12/31/16	273,750.00	273,750.00	225,788.77		21,312.33	26,648.90	

**County of Maui**  
**Capital Improvement Projects Report (Excluding Department of Water Supply)**  
**As of 9/30/2017**

<b>13-904 Parks and Recreation</b>	<b>Original Appropriation</b>	<b>Alloted To Date</b>	<b>Expenditure Prior Years</b>	<b>Expenditure Current Year</b>	<b>Amount Lapsed</b>	<b>Encumbrance</b>	<b>Allotment Balance</b>
GO17-373-378252: Lapse 12/31/17	580,000.00						
GF17-301-378351: Lapse 12/31/17	320,000.00	320,000.00	43.93	24,526.00		123,647.00	171,783.07
GO17-373-389237: Lapse 12/31/18	230,000.00						
GF18-301-389737: Lapse 12/31/18	80,000.00	80,000.00					80,000.00
	<b>2,178,750.00</b>	<b>1,368,750.00</b>	<b>911,800.71</b>	<b>24,526.00</b>	<b>30,344.33</b>	<b>150,295.90</b>	<b>251,783.06</b>
<b>Countywide</b>							
CW PARK RESTROOM FAC IMPR							
GF15-301-356C24: Lapse 12/31/15	500,000.00	500,000.00	286,593.61	18,460.45	22,140.34	172,805.60	
CW PARK WAILUKU HEIGHTS							
GF17-301-378334: Lapse 12/31/17	30,000.00	30,000.00					30,000.00
CW LIGHT ORDINANCE COMPL							
GF18-301-389C28: Lapse 12/31/18	500,000.00	500,000.00					500,000.00
CW PARKS ADA IMPROVEMENTS							
GF15-301-356C23: Lapse 12/31/15	500,000.00	500,000.00	435,833.61	1,400.00	.01	62,766.38	()
GF16-301-367C16: Lapse 12/31/16	200,000.00	200,000.00	133,002.18	47,521.55	.18	8,706.57	10,769.52
GF17-301-378C33: Lapse 12/31/17	300,000.00	300,000.00	182,784.95	6,080.76		7,471.55	103,662.74
GF18-301-389C29: Lapse 12/31/18	300,000.00	300,000.00					300,000.00
CW PARK PLAYGROUND IMPRVMT							
GF17-301-378C32: Lapse 12/31/17	770,000.00	770,000.00	267,480.00			401,117.00	101,403.00
GO17-373-378C34: Lapse 12/31/17	200,000.00	200,000.00				200,000.00	
PA17-309-378C36: Lapse 12/31/17	115,000.00	115,000.00					115,000.00
LARGE CAP CESSPOOL CLOSURE							
GF13-301-331120: Lapse 12/31/13	300,000.00	300,000.00	106,553.79		190,556.21	2,890.00	()
GO17-373-367252: Lapse 12/31/16	550,000.00	242,364.00	186,869.15			55,494.85	
CW TOILET TRAILERS							
GO17-373-378C35: Lapse 12/31/17	440,000.00						
MAUI MOTOR SPORTS PARK							
SH17-323-379515: ACT124,SLH 2016	2,000,000.00	2,000,000.00		6,525.00			1,993,475.00
	<b>6,705,000.00</b>	<b>5,957,364.00</b>	<b>1,599,117.29</b>	<b>79,987.76</b>	<b>212,696.74</b>	<b>911,251.95</b>	<b>3,154,310.26</b>
<b>TOTAL Parks and Recreation</b>	<b>76,262,070.81</b>	<b>50,119,791.70</b>	<b>11,369,267.28</b>	<b>1,033,890.30</b>	<b>914,871.77</b>	<b>26,146,057.40</b>	<b>10,655,704.95</b>

**County of Maui**  
**Capital Improvement Projects Report (Excluding Department of Water Supply)**  
**As of 9/30/2017**

<b>13-907 Roads</b>	<b>Original Appropriation</b>	<b>Alloted To Date</b>	<b>Expenditure Prior Years</b>	<b>Expenditure Current Year</b>	<b>Amount Lapsed</b>	<b>Encumbrance</b>	<b>Allotment Balance</b>
<b>Hana Community Plan Area</b>							
HANA DISTRICT RD RESURFACING HY01-302-317003: Lapse 12/31/01	650,000.00	643,184.00	473,200.19	6,932.59	147,509.31	15,541.91	
KALEPA REVETMNT/SEAWALL REPAIR GO17-373-378278: Lapse 12/31/17	500,000.00						
KOUKOUAI BRIDGE REHAB GO17-373-378279: Lapse 12/31/17	600,000.00	568,000.00				568,000.00	
KEANAE RD SAFETY IMPROVEMENTS GO17-373-367281: Lapse 12/31/16	400,000.00	400,000.00	232,232.00	26,058.00		141,710.00	
LELEKEA BRIDGE REPLACEMENT GO17-373-389255: Lapse 12/31/18	150,000.00						
HY18-302-389755: Lapse 12/31/18	100,000.00	100,000.00					100,000.00
PIILANI HWY RD IMPRV/NUANUALOA GO17-373-378280: Lapse 12/31/17	147,000.00						
HY17-302-378382: Lapse 12/31/17	2,003,000.00	2,003,000.00	350.03			1,991,000.00	11,649.97
ROCKFALL/EMBKMNT ASSESSMNT HY17-302-378381: Lapse 12/31/17	350,000.00	350,000.00					350,000.00
KEANAE RD SAFETY IMPRV GO17-373-389254: Lapse 12/31/18	1,000,000.00						
PAPAHAWAHAWA BRIDGE REPLACMNT GO12-370-317201: Lapse 12/31/11	1,100,000.00	579,473.00	579,468.70			4.30	
DOT11-325-317501: #STP-BR0900(49)	5,000,000.00	4,037,352.00	2,443,290.57				1,594,061.43
KAHOLOPOO BRIDGE REPLACEMNT GO12-370-317200: Lapse 12/31/11 ORD3814-A	700,000.00	700,000.00	628,838.33			71,161.67	
DOT12-325-327500: #STP-BR0900-078	1,680,000.00	1,672,000.00	1,353,199.11			59,552.77	259,248.12
WAIOHONU BRIDGE REPL BR0900(68 DOT11-325-317505: #STP-STP0900(68	2,800,000.00	3,289,180.00	2,622,211.94				666,968.06
	<b>17,180,000.00</b>	<b>14,342,189.00</b>	<b>8,332,790.87</b>	<b>32,990.59</b>	<b>147,509.31</b>	<b>2,846,970.65</b>	<b>2,981,927.58</b>
<b>Paia-Haiku Community Plan Area</b>							
NORTH SHORE GREENWAY GO17-373-367235: Lapse 12/31/16	350,000.00	16,710.99	12,533.99			4,177.00	
GO17-373-389260: Lapse 12/31/18	350,000.00	68,760.00					68,760.00
BALDWIN AVE BIKEWAY/GREENWAY BY11-304-317035: Lapse 12/31/11	200,000.00	200,000.00	45,007.08		58,812.00	96,180.92	
KAUPAKALUA PVEMNT RECONST HY17-302-378393: Lapse 12/31/17	550,000.00	550,000.00	171,289.30	61,804.55		109,777.39	207,128.76
GO17-373-389259: Lapse 12/31/18	2,400,000.00	207.19					207.19
PAUWELA RD SIDEWK REPAIRS HY17-302-378394: Lapse 12/31/17	500,000.00	500,000.00	687.50			1,454.07	497,858.43
PAIA SCHOOL SAFE ROUTES HY15-302-356426: Lapse 12/31/15	150,000.00	150,000.00	3,831.24		136,616.76	9,552.00	

**County of Maui**  
**Capital Improvement Projects Report (Excluding Department of Water Supply)**  
**As of 9/30/2017**

<b>13-907 Roads</b>	<b>Original Appropriation</b>	<b>Alloted To Date</b>	<b>Expenditure Prior Years</b>	<b>Expenditure Current Year</b>	<b>Amount Lapsed</b>	<b>Encumbrance</b>	<b>Allotment Balance</b>
KALIALINUI BRIDGE IMPROVEMENT GO17-373-345288: Lapse 12/31/14 ORD#4095	262,839.26	164,189.87	26,289.87			137,900.00	
	<b>4,762,839.26</b>	<b>1,649,868.05</b>	<b>259,638.98</b>	<b>61,804.55</b>	<b>195,428.76</b>	<b>359,041.38</b>	<b>773,954.38</b>
<b>Makawao-Pukalani-Kula Community Plan Area</b>							
MAKANI RD RESURFACING/HALEAKAL DOT12-325-327504: #STP-STP-3630(1	76,359.42	1,676,359.42	795,423.69				880,935.73
PUKALANI STREET PAVEMENT DOT12-325-327508: #STP-STP-3620(0 01)	1,038,137.00	737,932.26	713,359.11				24,573.15
GUARDRAIL/SHOULDER IMPRV HY17-302-378388: Lapse 12/31/17	300,000.00	300,000.00	1,372.75				298,627.25
KOKOMO RD PAVEMENT RECON GO17-373-356223: Lapse 12/31/15	46,387.51	46,387.51				46,387.51	
GOLAPS-350-378389: Lapse 12/31/17	2,400,000.00	2,400,000.00	32,797.05	(1,396.00)			2,368,598.95
MAK/MAKANI ROAD IMPROVEMENTS HY06-302-367010: Lapse 12/31/06	600,000.00	600,000.00	287,595.59			312,404.41	
HALIIMAILE RD IMPROVEMENTS DOT12-325-327503: #STP-STP-A371(1		1,680,000.00	817,952.44				862,047.56
DOT13-325-337503: #STP-STP-A371 (002)	1,000,671.05	1,000,671.05	985,548.15				15,122.90
HALEAKALA HWY INTERSECT IMPR GO17-373-345274: Lapse 12/31/14 ORD#4095	1,218,491.00	37,271.00	12,810.00			24,461.00	
SH14-323-345410:	2,000,000.00	1,250,000.00				525,208.87	724,791.13
HY16-302-367118: Lapse 12/31/16	500,000.00	500,000.00				500,000.00	
OLD HALEAKALA HWY SIDEWALK SH13-323-331140: ACT106, SLH2012	998,000.00	998,000.00					998,000.00
OLD HALEAKALA HWY PVMNT REHAB DOT15-325-356780: #STP-STP-0900(0 84)	4,027,000.00	5,527,000.00	4,526,547.20			385,810.48	614,642.32
GO17-373-367283: Lapse 12/31/16	1,381,750.00	1,315,273.70	1,301,975.18			13,298.52	
KOKOMO RD PAVEMENT RECON DOT15-325-356740: #STP-STP-0366(0 01)	3,800,000.00	7,559,287.93	5,417,057.53			177,801.27	1,964,429.13
GO17-373-367239: Lapse 12/31/16	1,400,000.00	7,370.91	7,370.90			.01	
BALDWIN AVE RESURFACING DOT14-325-345403: #STP-STP-0390(0 01)	2,261,738.00	2,261,738.00	2,239,886.68			21,850.76	.56
GO17-373-367238: Lapse 12/31/16	3,361,250.00	1,300,956.82	440,280.34	265,896.86		594,779.62	
	<b>26,409,783.98</b>	<b>29,198,248.60</b>	<b>17,579,976.61</b>	<b>264,500.86</b>	<b>0.00</b>	<b>2,602,002.45</b>	<b>8,751,768.68</b>
<b>Wailuku-Kahului Community Plan Area</b>							
KAM/HINA AVE TRAFFIC SIGNAL DOT11-325-317504: #STP-STP-3940(1 )	1,200,000.00	860,568.00	477,445.01				383,122.99
KAMEHAMEHA AVE SW IMPRV HY17-302-378403: Lapse 12/31/17	330,000.00	330,000.00	2,207.95			5,328.30	322,463.75
KAHAKULOA STREAM BRIDGE GO17-373-378206: Lapse 12/31/17	650,000.00	650,000.00	598.25			649,401.75	



**County of Maui**  
**Capital Improvement Projects Report (Excluding Department of Water Supply)**  
**As of 9/30/2017**

<b>13-907 Roads</b>	<b>Original Appropriation</b>	<b>Alloted To Date</b>	<b>Expenditure Prior Years</b>	<b>Expenditure Current Year</b>	<b>Amount Lapsed</b>	<b>Encumbrance</b>	<b>Allotment Balance</b>
ONEHEE/KEA PAVEMNT REHAB GO17-373-378207: Lapse 12/31/17	200,000.00						
C MAUI SIGNAL UPGRADE HY17-302-378402: Lapse 12/31/17	270,000.00	270,000.00					270,000.00
KAMEHAMEHA AVE @ MAUI LANI HY16-302-367119: Lapse 12/31/16	1,400,000.00	1,400,000.00	250,168.78		1,149,831.22		
WAKEA/KAMEHA INTERSEC IMPRV HY17-302-378404: Lapse 12/31/17	240,000.00	240,000.00					240,000.00
WAIALE RD SHOULDER IMPROVEMENT GO14-371-345248: Lapse 12/31/14	114,900.00	114,900.00	52,540.00			62,360.00	
GO17-373-356245: Lapse 12/31/15	400,000.00	400,000.00	37,932.00			362,068.00	
PAPA AVE PAVEMENT REHABILITATI GO14-371-345247: Lapse 12/31/14	2,380,000.00	2,380,000.00	2,380,000.00				
DOT14-325-347520: #STP-STP-3910(0 01)	6,625,000.00	6,625,000.00	6,443,138.99			180,032.85	1,828.16
LONO AVENUE IMPROVEMENTS HY12-302-327030: Lapse 12/31/12	760,000.00	760,000.00	483,570.94		276,429.06		
DOT12-325-327507: #STP-STO-3950(0 07)	1,608,226.46	962,602.54	950,172.11			208.38	12,222.05
WAKEA AVE TRAFFIC SIGNALS GO17-373-345293: Lapse 12/31/14	48,271.12	48,271.12	45,507.81			2,763.31	
HY14-302-345326: Lapse 12/31/14	180,000.00	180,000.00	5,000.00		139,621.48	35,378.52	
DOT14-325-345402: #STP-STP-0900(0 82)	400,000.00	400,000.00	340,146.74			29,318.86	30,534.40
KAHEKILI HWAY PAVMENT/REHAB DOT12-325-327501: #STP-STP3405(3)	3,200,000.00	3,200,000.00	2,318,400.75				881,599.25
GO17-373-367241: Lapse 12/31/16	3,000,000.00	3,000,000.00		1,551,988.69		1,448,011.31	
WAKEA AVE/WELLS PAVEMENT REHAB GO14-371-345250: Lapse 12/31/14	517,573.02	517,573.02	472,374.45			45,198.57	
DOT14-325-345401: #STP-STP-0900(0 82)	2,500,000.00	2,229,601.16	1,889,497.81			275,574.26	64,529.09
WAKEA PVMNT KAAHUMANU/PUUNENE HY13-302-331124: Lapse 12/31/13	800,000.00	800,000.00	691,163.53		47,101.47	61,735.00	
WAKEA AVE PAVEMENT REHAB DOT13-325-337515: #STP-STP-3920 (006)	3,275,685.65	3,267,572.54	2,214,779.41			246,774.69	806,018.44
KUIKAHI DR PAVEMENT REHAB GO17-373-367242: Lapse 12/31/16	440,000.00	439,137.04	37,993.71			401,143.33	
HANSEN ROAD IMPROVEMENT GO17-373-356225: Lapse 12/31/15	446,484.05	446,484.05	401,155.07	3,518.14		41,810.84	
DOT15-325-356700: #STP-STP-3600(0 01)	3,500,000.00	3,919,875.20	3,813,502.02				106,373.18
LONO AVE PAVEMENT REHAB PH2 DOT15-325-356720: #STP-STP-3950(0 08)	694,000.00	1,544,784.53	1,486,843.67				57,940.86
KAHAKULOA STREAM BRIDGE GO17-373-356244: Lapse 12/31/15	700,000.00	508,933.00	305,330.82			203,602.18	
WAIIEHU STREAM BRIDGE REPAIR GO17-373-356246: Lapse 12/31/15	500,000.00	500,000.00		462,900.00		37,100.00	
KAM AVE/HINA PVTMNT REHAB							

**County of Maui**  
**Capital Improvement Projects Report (Excluding Department of Water Supply)**  
**As of 9/30/2017**

<b>13-907 Roads</b>	<b>Original Appropriation</b>	<b>Alloted To Date</b>	<b>Expenditure Prior Years</b>	<b>Expenditure Current Year</b>	<b>Amount Lapsed</b>	<b>Encumbrance</b>	<b>Allotment Balance</b>
HY13-302-331122: Lapse 12/31/13 KAMEHAMEHA AVE AT KANE ST	1,200,000.00	1,200,000.00	1,011,231.93		44,345.51	144,422.56	
HY13-302-331125: Lapse 12/31/13 KAMEHAMEHA AVE PAVEMENT REHAB	250,000.00	250,000.00	98,887.76		131,572.44	19,539.80	
DOT13-325-337504: #STP-STP-0900 (079) KAMEHAMEHA TRFC SIGNAL @ KANE	3,727,251.98	3,717,059.29	2,204,927.72			577,690.22	934,441.35
DOT13-325-337505: #STP-STP-3940(0 02) CENTRAL MAUI BIKE/PEDESTRIAN	493,176.96	493,176.96	325,951.04			78,159.18	89,066.74
BY16-304-367129: Lapse 12/31/16 PAVEMENT REHAB S MAUI ROADS	150,000.00	150,000.00	82,431.00	20,032.13		47,536.87	
DOT18-325-389800: #STP-STP-0900(0 90)	5,448,985.87	5,448,985.87					5,448,985.87
	<b>47,649,555.11</b>	<b>47,254,524.32</b>	<b>28,822,899.27</b>	<b>2,038,438.96</b>	<b>1,788,901.18</b>	<b>4,955,158.78</b>	<b>9,649,126.13</b>
<b>Kihei-Makena Community Plan Area</b>							
WAIPUILANI BIKE PATH BY17-304-378385: Lapse 12/31/17	150,000.00	150,000.00		38,712.27		89,287.73	22,000.00
KIHEI BIKEWAY-PIILANI NORTH DOT04-325-347501: #STP-STP-3115(2 )		1,829,362.16	1,432,230.82				397,131.34
NS COLL D LOKE SCH - AUHANA GO17-373-378283: Lapse 12/31/17	100,000.00						
PAVEMNT REHAB SM LOCATIONS GO17-373-378284: Lapse 12/31/17	1,860,000.00	9,163.88	8,980.04				183.84
KIHEI BIKEWAY PHASE 2 PV16-329-367579:	46,531.00	46,531.00	727.87			45,803.13	
DOT16-325-369501: #STP-STP-3115(0 03) S KIHEI RD PAVEMENT REHAB	2,872,170.00	2,872,170.00	2,798,324.57			73,845.43	
HY13-302-331127: Lapse 12/31/13 DOT14-325-345400: #STP-STP-3100(0 13)	600,000.00	600,000.00	325,048.46		248,851.10	26,100.44	
BALDWIN AVE PAVEMNT REHAB PH2 DOT16-325-369507: #STP-STP-0390(0 02)	2,600,000.00	1,404,595.61	1,259,729.99			144,865.62	
DOT16-325-369507: #STP-STP-0390(0 02) NORTH SO COLLECTOR RD/NAMAUU	3,184,328.00	3,704,329.63	1,190,412.97	765,187.05		1,228,727.44	520,002.17
HY14-302-345331: Lapse 12/31/14 GO17-373-367244: Lapse 12/31/16	250,000.00	250,000.00	148,881.35			101,118.65	
PV16-329-367577: KUIKAHI DR PAVEMENT REHAB	553,622.00	553,622.00		15,595.88		538,026.12	
DOT16-325-369505: #STP-STP-3210(0 01)- S KIHEI RD IMPRV PH 4	246,378.00	246,378.00				246,378.00	
HY16-302-367121: Lapse 12/31/16 S MAUI REGIONAL TRAFFIC	100,000.00	100,000.00	38,587.77		61,412.23		
HY16-302-367184: Lapse 12/31/16 SO MAUI TRAFFIC MASTER PLAN	340,000.00	340,000.00	22,967.44	27,073.32	832.00	289,127.24	
DOT16-325-369503: #STP-SPR-0010(0 36) KULANIHAKOI BRIDGE REPLACEMNT		342,000.00				342,000.00	

**County of Maui**  
**Capital Improvement Projects Report (Excluding Department of Water Supply)**  
**As of 9/30/2017**

	Original Appropriation	Alloted To Date	Expenditure Prior Years	Expenditure Current Year	Amount Lapsed	Encumbrance	Allotment Balance
<b>13-907 Roads</b>							
HY11-302-317030: Lapse 12/31/11 SO KIHEI SIDEWALK/BOAT RAMP/KI	700,000.00	700,000.00	666,557.79	14,307.55		19,134.66	
HY14-302-345330: Lapse 12/31/14 WAILEA ALANUI/IKE DR PAVEMENT	550,000.00	550,000.00	495,769.43		54,230.57		
GO17-373-356215: Lapse 12/31/15 ORD#4095	1,590,721.76	1,036,671.32	987,611.41	1,407.28		47,652.63	()
DOT15-325-356760: #STP-STP-0900(0 84)	5,880,000.00	5,926,495.29	5,766,500.70			159,994.59	
KULANIHAKOI BRIDGE REPLACEMENT GO17-373-389256: Lapse 12/31/18	1,250,000.00						
	<b>24,868,314.76</b>	<b>22,925,095.33</b>	<b>15,275,656.81</b>	<b>862,283.35</b>	<b>365,325.90</b>	<b>4,923,035.00</b>	<b>1,498,794.27</b>
<b>West Maui Community Plan Area</b>							
WM ROADWAY IMPRV SVO GRANT PV16-329-367575:	1,700,000.00	1,700,000.00					1,700,000.00
WM ROADWAY IMPRV MTV GRANT PV15-329-356575:	715,000.00	715,000.00					715,000.00
SHAW ST SIDEWALK/WAINEE ST HY10-302-307027: Lapse 12/31/10	250,000.00	250,000.00	113,406.26		100,642.74	35,951.00	
FRONT ST DECK&RAIL REPAIR HY15-302-356430: Lapse 12/31/15	250,000.00	250,000.00	117,461.96		132,538.04		
WM GREENWAY PILOT PRJ BY17-304-378406: Lapse 12/31/17	300,000.00	300,000.00					300,000.00
	<b>3,215,000.00</b>	<b>3,215,000.00</b>	<b>230,868.22</b>	<b>0.00</b>	<b>233,180.78</b>	<b>35,951.00</b>	<b>2,715,000.00</b>
<b>Countywide</b>							
<b>BIKEWAY PROJECTS</b>							
BY01-304-317020: Lapse 12/31/01	300,000.00	300,000.00	153,432.50			146,567.50	
BY03-304-337014: Lapse 12/31/03	300,000.00	300,000.00	74,839.17		187,343.59	37,817.24	
BY04-304-347020: Lapse 12/31/04	300,000.00	300,000.00	226,795.18		1,614.56	71,590.26	
BY13-304-331138: Lapse 12/31/13	300,000.00	300,000.00	160,419.17			139,580.83	
BY14-304-345337: Lapse 12/31/14	300,000.00	300,000.00	149,058.05		147,941.95	3,000.00	
BY15-304-356C37: Lapse 12/31/15	620,000.00	620,000.00	603,040.91			16,959.09	
BY16-304-367C31: Lapse 12/31/16	150,000.00	150,000.00	56,021.21			93,978.79	
BY18-304-389C49: Lapse 12/31/18	97,276.00	97,276.00		2,155.00			95,121.00
<b>CW SIDEWALK IMPROVEMENTS</b>							
HY13-302-331133: Lapse 12/31/13	500,000.00	500,000.00	401,651.13		45,328.87	53,020.00	
HY14-302-345335: Lapse 12/31/14	450,000.00	450,000.00	371,688.72		44,403.73	33,907.55	
HY15-302-356C35: Lapse 12/31/15	500,000.00	500,000.00	471,404.79			23,258.01	5,337.20
HY16-302-367C26: Lapse 12/31/16	400,000.00	400,000.00	267,509.07	96,117.94	19,829.39	16,543.60	
HY17-302-378C76: Lapse 12/31/17	500,000.00	500,000.00	180,546.11	48,384.41		271,069.48	
<b>CW BRIDGE IMPROVEMENTS</b>							
HY14-302-345332: Lapse 12/31/14	295,000.00	295,000.00	150,402.76			144,597.24	
HY15-302-356C31: Lapse 12/31/15	370,000.00	370,000.00	223,888.24		64,075.51	82,036.25	
HY16-302-367C22: Lapse 12/31/16	370,000.00	370,000.00	211,893.50		100,847.50	57,259.00	
GO17-373-378C72: Lapse 12/31/17	370,000.00	370,177.35	124,161.09			246,016.26	

**County of Maui**  
**Capital Improvement Projects Report (Excluding Department of Water Supply)**  
**As of 9/30/2017**

<b>13-907 Roads</b>	<b>Original Appropriation</b>	<b>Alloted To Date</b>	<b>Expenditure Prior Years</b>	<b>Expenditure Current Year</b>	<b>Amount Lapsed</b>	<b>Encumbrance</b>	<b>Allotment Balance</b>
<b>CW ROAD RESURFACING</b>							
HY12-302-327032: Lapse 12/31/12	5,436,736.00	5,436,736.00	5,137,057.67		188,399.03	111,279.30	
HY13-302-331131: Lapse 12/31/13	6,211,200.00	6,211,200.00	6,016,002.53		168,756.40	26,441.08	( .01)
<b>CW SAFETY IMPROVEMNTS</b>							
HY07-302-377033: Lapse 12/31/07	600,000.00	600,000.00	519,629.51	21,500.00	41,374.52	17,495.97	( )
HY08-302-387030: Lapse 12/31/08	500,000.00	500,000.00	331,240.26	3,000.00	82,236.34	83,523.40	
HY13-302-331132: Lapse 12/31/13	600,000.00	600,000.00	514,329.95		17,126.49	68,543.56	
HY14-302-345334: Lapse 12/31/14	500,000.00	500,000.00	383,294.79		104,879.98	11,825.23	
HY15-302-356C34: Lapse 12/31/15	600,000.00	600,000.00	591,220.78		4,212.82	4,566.40	
HY16-302-367C25: Lapse 12/31/16	390,000.00	390,000.00	289,059.34	4,600.00	49,766.80	46,573.86	
HY17-302-378C75: Lapse 12/31/17	600,000.00	600,000.00	15,771.01	9,217.17		555,530.39	19,481.43
HY18-302-389C51: Lapse 12/31/18	500,000.00	500,000.00		20,300.98			479,699.02
<b>EHA ST RDWAY DEDICATION</b>							
HY16-302-367324: Lapse 12/31/16	300,000.00	300,000.00	71,910.00		220,090.00	8,000.00	
<b>CW PAVEMENT PRESERVATION</b>							
HY15-302-356C32: Lapse 12/31/15	500,000.00	500,000.00	398,816.46		101,183.54		
HY16-302-367128: Lapse 12/31/16	160,000.00	160,000.00	133,332.47	8,916.61	8,834.31	8,916.61	
HY16-302-367C23: Lapse 12/31/16	400,000.00	400,000.00	116,507.11	5,300.01		278,192.88	
HY17-302-378C73: Lapse 12/31/17	500,000.00	500,000.00		50.00			499,950.00
<b>CW RD RESURFACING/PAVEMENT PR</b>							
HY14-302-345333: Lapse 12/31/14	5,546,744.00	5,546,744.00	5,316,836.54	17,380.26	33,908.89	178,618.31	
HY15-302-356C33: Lapse 12/31/15	4,943,698.00	4,943,698.00	4,333,032.27	2,533.83	322,871.92	285,259.98	
HY16-302-367C24: Lapse 12/31/16	5,718,028.00	5,718,028.00	2,924,285.24	125,303.45	2,083.32	2,655,659.03	10,696.96
HY17-302-378C74: Lapse 12/31/17	5,634,267.00	5,634,267.00	535,008.32	330,565.03		2,092,738.38	2,675,955.27
HY18-302-389C50: Lapse 12/31/18	5,238,541.00	5,238,541.00					5,238,541.00
<b>CW TRAFFIC CALMING PRG</b>							
HY16-302-367C27: Lapse 12/31/16	139,640.00	139,640.00	71,978.08		67,661.92		
HY17-302-378C77: Lapse 12/31/17	200,000.00	200,000.00	3,078.16	1,293.74			195,628.10
<b>CW SPEED HUMP/SPEED TABLE PRG</b>							
HY15-302-356C36: Lapse 12/31/15	500,000.00	500,000.00	251,908.59		248,091.41		
<b>KAMALII ELEM SCH SAFE ROUTES</b>							
DOT13-325-337507: #STP-SRS-1500(6 0)	460,000.00	459,000.00	377,825.01				81,174.99
<b>PRINCESS NAHIENAENA SAFE ROUTE</b>							
DOT13-325-337508: #STP-SRS-1500(5 9)	150,000.00	155,000.00	106,033.40				48,966.60
<b>WAILUKU MUNI PARKING LOT</b>							
HY15-302-356439: Lapse 12/31/15	350,000.00	350,000.00	350,000.00				( )
<b>SAFE ROUTES TO SCH PRG</b>							
SH15-323-356730: ORD#4195	101,000.00	152,109.38	23,429.58	33,286.90			95,392.90
SH16-323-369510:	150,000.00	185,911.46					185,911.46
SH17-323-379510:	150,000.00	92,955.73					92,955.73
<b>MOLOKAI ATHLETIC COMPLEX</b>							
SH16-323-369511:	400,000.00	400,000.00				399,980.00	20.00
<b>BRIDGE INSPECTN NBIS(062)</b>							
DOT15-325-356710: #STP-BR-NBIS(06 2)		359,167.16	353,319.50	5,080.50			767.16

**County of Maui**  
**Capital Improvement Projects Report (Excluding Department of Water Supply)**  
**As of 9/30/2017**

<u>13-907 Roads</u>	<u>Original Appropriation</u>	<u>Alloted To Date</u>	<u>Expenditure Prior Years</u>	<u>Expenditure Current Year</u>	<u>Amount Lapsed</u>	<u>Encumbrance</u>	<u>Allotment Balance</u>
	53,602,130.00	53,995,451.08	32,991,658.17	734,985.83	2,272,862.79	8,270,345.48	9,725,598.81
<b>TOTAL Roads</b>	<b>177,687,623.11</b>	<b>172,580,376.38</b>	<b>103,493,488.93</b>	<b>3,995,004.14</b>	<b>5,003,208.72</b>	<b>23,992,504.74</b>	<b>36,096,169.85</b>

**County of Maui**  
**Capital Improvement Projects Report (Excluding Department of Water Supply)**  
**As of 9/30/2017**

<b>13-908 Solid Waste Facilities</b>	<b>Original Appropriation</b>	<b>Alloted To Date</b>	<b>Expenditure Prior Years</b>	<b>Expenditure Current Year</b>	<b>Amount Lapsed</b>	<b>Encumbrance</b>	<b>Allotment Balance</b>
<b>Hana Community Plan Area</b>							
HANA LF MAKAI BERM WASTE							
SW15-305-356477: Lapse 12/31/15	750,000.00	750,000.00	746,787.29	3,212.71			
SW16-305-367166: Lapse 12/31/16	250,000.00	250,000.00	153,993.74	26,189.14	16.26	69,800.86	
GO17-373-378208: Lapse 12/31/17	2,000,000.00	2,000,000.00	297,892.04	631,144.66		940,055.55	130,907.75
SW18-305-389704: Lapse 12/31/18	2,000,000.00	2,000,000.00					2,000,000.00
	<b>5,000,000.00</b>	<b>5,000,000.00</b>	<b>1,198,673.07</b>	<b>660,546.51</b>	<b>16.26</b>	<b>1,009,856.41</b>	<b>2,130,907.75</b>
<b>Makawao-Pukalani-Kula Community Plan Area</b>							
MAKANI CLOSED LF REMEDIATIN							
SW16-305-367167: Lapse 12/31/16	300,000.00	300,000.00	297,207.86	2,792.14			( )
SW18-305-389707: Lapse 12/31/18	1,750,000.00	1,750,000.00		242,659.28		1,040,120.00	467,220.72
	<b>2,050,000.00</b>	<b>2,050,000.00</b>	<b>297,207.86</b>	<b>245,451.42</b>	<b>0.00</b>	<b>1,040,120.00</b>	<b>467,220.72</b>
<b>Wailuku-Kahului Community Plan Area</b>							
CENTRAL MAUI LF PH VI-A							
GO17-373-356213: Lapse 12/31/15 ORD#4095	233,745.00	230,945.00	230,945.00				
LEACHATE COLL/RECOV/EDS UPGRD							
SW17-305-378316: Lapse 12/31/17	80,000.00	80,000.00	3,817.63	19,224.46		56,179.91	778.00
SW18-305-389712: Lapse 12/31/18	250,000.00	250,000.00					250,000.00
CML PH V GAS COLL SYS EXP							
GO17-373-378214: Lapse 12/31/17	2,500,000.00						
SH/LN-341-378314: Lapse 12/31/17	2,500,000.00	2,500,000.00	1,658,380.64			24,934.44	816,684.92
WAIKAPU CLOSED LF REMEDIATIN							
SW16-305-367168: Lapse 12/31/16	300,000.00	300,000.00	299,475.22			524.78	
C MAUI LANDFILL IMPRVMT							
SW15-305-356478: Lapse 12/31/15	1,050,000.00	1,050,000.00	996,466.23		29,450.77	24,083.00	
CML SYS CTRL/DATA ACQUISTN							
SW17-305-378315: Lapse 12/31/17	80,000.00	80,000.00		21,381.44		58,449.39	169.17
WAIKAPU LF SITE RESTORATN							
SW18-305-389713: Lapse 12/31/18	860,000.00	860,000.00				859,987.28	12.72
CML PHASE V-B EXTENSION							
SH/LN-341-389714: Lapse 12/31/18	3,625,000.00	3,625,000.00		103,370.30		64,829.70	3,456,800.00
	<b>11,478,745.00</b>	<b>8,975,945.00</b>	<b>3,189,084.72</b>	<b>143,976.20</b>	<b>29,450.77</b>	<b>1,088,988.50</b>	<b>4,524,444.81</b>
<b>West Maui Community Plan Area</b>							
OLOWALU CLOSED LF REMEDIATIN							
SW16-305-367169: Lapse 12/31/16	300,000.00	300,000.00	198,282.18		18,528.55	83,189.27	
SW18-305-389717: Lapse 12/31/18	950,000.00	950,000.00				949,959.28	40.72
	<b>1,250,000.00</b>	<b>1,250,000.00</b>	<b>198,282.18</b>	<b>0.00</b>	<b>18,528.55</b>	<b>1,033,148.55</b>	<b>40.72</b>
<b>Molokai Community Plan Area</b>							
KALAMAULA LF SITE RESTORATION							

**County of Maui**  
**Capital Improvement Projects Report (Excluding Department of Water Supply)**  
**As of 9/30/2017**

<b>13-908 Solid Waste Facilities</b>	<b>Original Appropriation</b>	<b>Alloted To Date</b>	<b>Expenditure Prior Years</b>	<b>Expenditure Current Year</b>	<b>Amount Lapsed</b>	<b>Encumbrance</b>	<b>Allotment Balance</b>
SW18-305-389708: Lapse 12/31/18	230,000.00	230,000.00				228,571.00	1,429.00
MOLOKAI LDFILL CELL#4 CONSTRUC GO17-373-345278: Lapse 12/31/14 ORD#4095	216,002.01	120,411.71	120,411.71				
MOLOKAI LF-ENVTL ASSESSMNT SW17-305-378313: Lapse 12/31/17	160,000.00	160,000.00	25,258.00	14,472.00		120,270.00	
KALAMAULA CLOSED LF REMEDIATIN SW16-305-367170: Lapse 12/31/16	400,000.00	400,000.00	57,505.46	144.54		342,350.00	
	<b>1,006,002.01</b>	<b>910,411.71</b>	<b>203,175.17</b>	<b>14,616.54</b>	<b>0.00</b>	<b>691,191.00</b>	<b>1,429.00</b>
<b>Countywide</b>							
CW LF PV/WIND TURBINE LIGHT SW17-305-378301: Lapse 12/31/17	195,000.00	195,000.00					195,000.00
ENV'TAL COMP SYS DSGN/CTNS SW17-305-378302: Lapse 12/31/17	250,000.00	250,000.00	166,948.00	3,985.00		78,952.00	115.00
SATELLITE TRFR STN PRELIM SW15-305-356479: Lapse 12/31/15	150,000.00	150,000.00	150,000.00				()
	<b>595,000.00</b>	<b>595,000.00</b>	<b>316,948.00</b>	<b>3,985.00</b>	<b>0.00</b>	<b>78,952.00</b>	<b>195,115.00</b>
<b>TOTAL Solid Waste Facilities</b>	<b>21,379,747.01</b>	<b>18,781,356.71</b>	<b>5,403,371.00</b>	<b>1,068,575.67</b>	<b>47,995.58</b>	<b>4,942,256.46</b>	<b>7,319,158.00</b>

**County of Maui**  
**Capital Improvement Projects Report (Excluding Department of Water Supply)**  
**As of 9/30/2017**

<b>13-909 Wastewater Facilities</b>	<b>Original Appropriation</b>	<b>Alloted To Date</b>	<b>Expenditure Prior Years</b>	<b>Expenditure Current Year</b>	<b>Amount Lapsed</b>	<b>Encumbrance</b>	<b>Allotment Balance</b>
<b>Paia-Haiku Community Plan Area</b>							
KAUNOA SR CTR PROP SEWER SVC GF17-301-378330: Lapse 12/31/17	40,000.00	40,000.00					40,000.00
KUAU #3 FM REPLACEMENT WM18-303-389710: Lapse 12/31/18 WM18-303-389711: Lapse 12/31/18	60,000.00 60,000.00	60,000.00 60,000.00					60,000.00 60,000.00
	<b>160,000.00</b>	<b>160,000.00</b>	<b>0.00</b>	<b>0.00</b>	<b>0.00</b>	<b>0.00</b>	<b>160,000.00</b>
<b>Wailuku-Kahului Community Plan Area</b>							
HAWAIIAN HOMES FM REPLCMNT SH/LN-341-367171: Lapse 12/31/16	2,240,000.00	2,240,000.00	1,151,554.61	1,088,445.39			
WAI-KAH WW RECL FAC FM SH/LN-341-367179: Lapse 12/31/16	4,841,700.00	4,841,700.00	4,594,178.93		247,521.07		
EPA CONSENT DECREE SEWER REHAB WM15-303-356463: Lapse 12/31/15 WM16-303-367155: Lapse 12/31/16 WM17-303-378317: Lapse 12/31/17	500,000.00 750,000.00 1,000,000.00	500,000.00 750,000.00 1,000,000.00	427,645.52 109,165.97	563,000.00	62.48	72,292.00 77,834.03 998,585.69	1,414.31
WAI-KAH EPA COMP SEWER REHAB WM18-303-389715: Lapse 12/31/18 WM18-303-389716: Lapse 12/31/18	1,000,000.00 500,000.00	1,000,000.00 500,000.00					1,000,000.00 500,000.00
HOO HUI ANA FM REPLACEMENT WM14-303-345369: Lapse 12/31/14	900,000.00	900,000.00	563,810.80		272,900.00	63,289.20	
MALUHIA BEACH LOTS SWR SYSTEM WM12-303-329007: Lapse 12/31/12	100,000.00	100,000.00	100,000.00				
WAI-KAH WWRF SOLID BLDG RENO SH/LN-341-378318: Lapse 12/31/17	1,000,000.00	1,000,000.00				657,605.95	342,394.05
WAIEHU WW PUMP STN MODIFICATIO WM14-303-345371: Lapse 12/31/14 SH/LN-341-356481: Lapse 12/31/15	2,000,000.00 1,300,000.00	2,000,000.00 1,300,000.00	1,981,363.00 812,410.00		18,637.00 462,590.00	25,000.00	
	<b>16,131,700.00</b>	<b>16,131,700.00</b>	<b>9,740,128.83</b>	<b>1,651,445.39</b>	<b>1,001,710.55</b>	<b>1,894,606.87</b>	<b>1,843,808.36</b>
<b>Kihei-Makena Community Plan Area</b>							
KIHEI FM #16 REPLACEMENT WM14-303-345372: Lapse 12/31/14 SH/LN-341-367173: Lapse 12/31/16 SH/LN-341-378407: Lapse 12/31/17	500,000.00 4,400,000.00 1,010,000.00	500,000.00 4,400,000.00 1,010,000.00	479,048.92			20,951.08 4,400,000.00 1,009,243.00	757.00
SO MAUI RECYCLED WATER WM15-303-356465: Lapse 12/31/15 SH/LN-341-356482: C15007 17 Lapse 12/3	300,000.00 1,044,000.00	300,000.00 1,044,000.00	277,925.99 1,025,343.78		30.00	22,074.01 18,626.22	
KULANIHAKOI ST RECYCLE WTR LN SH/LN-341-378312: Lapse 12/31/17	1,700,000.00	1,700,000.00	17,208.18	435,230.52		1,021,102.34	226,458.96
KENOLIO RD/KOKI SEWER REHAB WM17-303-378309: Lapse 12/31/17	50,000.00	50,000.00	37,560.00	6,453.00		5,987.00	



**County of Maui**  
**Capital Improvement Projects Report (Excluding Department of Water Supply)**  
**As of 9/30/2017**

<b>13-909 Wastewater Facilities</b>	<b>Original Appropriation</b>	<b>Alloted To Date</b>	<b>Expenditure Prior Years</b>	<b>Expenditure Current Year</b>	<b>Amount Lapsed</b>	<b>Encumbrance</b>	<b>Allotment Balance</b>
KIHEI WWF RTU UPGRDS WM17-303-378310: Lapse 12/31/17	1,500,000.00	1,500,000.00	146,723.22	20,115.31		1,189,617.00	143,544.47
LILOA DR RECYCLED WATER WM15-303-356464: Lapse 12/31/15	100,000.00	100,000.00	100,000.00				
SM RECYCLED WATER SYS EXP SH/LN-341-389406: Lapse 12/31/18	3,750,000.00	3,750,000.00					3,750,000.00
N KIHEI MAUKA TRNSM SYS WM17-303-378311: Lapse 12/31/17	200,000.00	200,000.00	44,782.68	49,290.16		105,350.91	576.25
S KIHEI RD GRAVITY SYS CAP UPG WM18-303-389705: Lapse 12/31/18	500,000.00	500,000.00					500,000.00
SM RECYCLED WATER SYS EXP WM18-303-389706: Lapse 12/31/18	2,750,000.00	2,750,000.00					2,750,000.00
	<b>17,804,000.00</b>	<b>17,804,000.00</b>	<b>2,128,592.77</b>	<b>511,088.99</b>	<b>30.00</b>	<b>7,792,951.56</b>	<b>7,371,336.68</b>
<b>West Maui Community Plan Area</b>							
NAPILI #5&6 FM REPLACEMENTS WM15-303-356470: Lapse 12/31/15	300,000.00	300,000.00	105,169.96	6,088.07		188,741.97	
WM17-303-378323: Lapse 12/31/17	3,200,000.00	3,200,000.00					3,200,000.00
NAPILI #3 FM REPLCMENT WM17-303-378321: Lapse 12/31/17	200,000.00	200,000.00				200,000.00	
NAPILI #4 FM REPLCMENT WM17-303-378322: Lapse 12/31/17	200,000.00	200,000.00				200,000.00	
NAPILI WWPS #1-6 MODIFC WM15-303-356471: Lapse 12/31/15	500,000.00	500,000.00	307,216.81		8,000.00	184,783.19	
WM16-303-367158: Lapse 12/31/16	120,000.00	120,000.00	120,000.00				
WM16-303-367159: Lapse 12/31/16	120,000.00	120,000.00	120,000.00				
WM18-303-389718: Lapse 12/31/18	2,300,000.00	2,300,000.00					2,300,000.00
WM18-303-389719: Lapse 12/31/18	2,300,000.00	2,300,000.00					2,300,000.00
LAHAINA FORCE MAIN#7 REPLCMNT WM12-303-329015: Lapse 12/31/12	50,000.00	50,000.00	49,564.00		436.00		
LAHAINA WW PUMP STATION #2 SH/LN-341-331180: C15005 10 Lapse 12/3	5,000,000.00	5,000,000.00	4,432,516.75		521,897.00	45,586.25	
KAANAPALI RESORT R-1 WATER DIS WM14-303-345374: Lapse 12/31/14	700,000.00	700,000.00	31,360.00			668,640.00	
LAHAINA WWRF ODOR CONTROL WM13-303-331168: Lapse 12/31/13	800,000.00	800,000.00	367,529.43	83,376.87	337,429.00	11,664.70	
WM15-303-356469: Lapse 12/31/15	4,000,000.00	4,000,000.00	1,905,091.51	30,175.49	2,064,733.00		
WEST MAUI RECYCLED WATER PROJ ARRA13-327-331183: C150054-23	3,500,000.00	3,500,000.00	3,205,090.33		131,612.00		163,297.67
WM14-303-345377: Lapse 12/31/14	50,000.00	50,000.00			325.00	49,675.00	
WM16-303-367161: Lapse 12/31/16	1,360,000.00	1,360,000.00			667,434.00	692,566.00	
SHERATON WW LIFT MODI WM16-303-367160: Lapse 12/31/16	80,000.00	80,000.00	54,485.01	25,514.99			

**County of Maui**  
**Capital Improvement Projects Report (Excluding Department of Water Supply)**  
**As of 9/30/2017**

<b>13-909 Wastewater Facilities</b>	<b>Original Appropriation</b>	<b>Alloted To Date</b>	<b>Expenditure Prior Years</b>	<b>Expenditure Current Year</b>	<b>Amount Lapsed</b>	<b>Encumbrance</b>	<b>Allotment Balance</b>
SHERATON WWPS MODIFICATIONS SH/LN-341-378325: Lapse 12/31/17	1,000,000.00	1,000,000.00					1,000,000.00
LAHAINA WWRF UPGRD PORTBL REUS WM17-303-378320: Lapse 12/31/17	150,000.00	150,000.00		22,097.36		125,218.64	2,684.00
LAHAINA WWRF MODFCTN STAGE 1A GO08-367-369201: Lapse 12/31/06	1,000,000.00	1,000,000.00	891,829.00			108,171.00	
WM15-303-356468: Lapse 12/31/15	2,000,000.00	2,000,000.00	2,000,000.00				
SH/LN-341-367174: Lapse 12/31/16	12,500,000.00	12,500,000.00	1,831,000.00	3,544,750.00		7,124,250.00	
SH/LN-341-378324: Lapse 12/31/17	12,500,000.00	12,500,000.00				12,500,000.00	
SH/LN-341-389720: Lapse 12/31/18	24,000,000.00	24,000,000.00					24,000,000.00
LAHAINA WWPS #3 MODI WM16-303-367157: Lapse 12/31/16	1,600,000.00	1,600,000.00		171,939.45		1,428,060.55	
WM17-303-378408: Lapse 12/31/17	110,000.00	110,000.00				109,654.87	345.13
LAHAINA FORCE MAIN #4 REPLCMN WM13-303-331166: Lapse 12/31/13	1,000,000.00	1,000,000.00	634,794.03		229,050.00	136,155.97	
EPA CONSENT DECREE SEWER REHAB WM16-303-367156: Lapse 12/31/16	1,000,000.00	1,000,000.00	202,419.72			797,580.28	
	<b>81,640,000.00</b>	<b>81,640,000.00</b>	<b>16,258,066.55</b>	<b>3,883,942.23</b>	<b>3,960,916.00</b>	<b>24,570,748.42</b>	<b>32,966,326.80</b>
<b>Molokai Community Plan Area</b>							
KAUNAKAKAI WWRF PLAN WM18-303-389709: Lapse 12/31/18	200,000.00	200,000.00					200,000.00
<b>Countywide</b>							
CW SATELLITE RECYCLED WTR FAC WM17-303-378C05: Lapse 12/31/17	200,000.00	200,000.00		28,238.88		160,020.12	11,741.00
CW WW SYSTEMS MODIFICATIONS WM17-303-378C06: Lapse 12/31/17	500,000.00	500,000.00	17,999.31	51,309.87		361,505.19	69,185.63
CW EPA WW RECLAMATION FACILITY WM13-303-331171: Lapse 12/31/13	2,200,000.00	2,200,000.00	2,078,281.57	10,339.70		111,378.73	
CW PUMP STATION RENOVATIONS WM11-303-319010: Lapse 12/31/11	1,000,000.00	1,000,000.00	915,106.00		84,894.00		
CW EPA CONSENT DECREE COMPLIAN WM13-303-331170: Lapse 12/31/13	761,925.00	761,925.00	635,530.34	8,931.60		117,463.06	
WM14-303-345378: Lapse 12/31/14	750,000.00	750,000.00	673,860.00		40,500.00	35,640.00	
WM15-303-356C73: Lapse 12/31/15	1,080,000.00	1,080,000.00	798,969.84	1,598.52	131,256.80	148,174.84	
WM15-303-356C74: Lapse 12/31/15	2,000,000.00	2,000,000.00	1,893,049.01	26,063.62		80,887.37	()
WM16-303-367C62: Lapse 12/31/16	500,000.00	500,000.00	462,381.40	1,649.65	598.95	35,370.00	
WM16-303-367C63: Lapse 12/31/16	2,000,000.00	2,000,000.00	883,888.58	127,600.07	1,989.27	951,500.84	35,021.24
WM17-303-378C03: Lapse 12/31/17	500,000.00	500,000.00				27,324.97	472,675.03
WM17-303-378C04: Lapse 12/31/17	1,600,000.00	1,600,000.00	106,309.00	282,646.30		345,716.40	865,328.30
WM18-303-389C01: Lapse 12/31/18	500,000.00	500,000.00					500,000.00
WM18-303-389C02: Lapse 12/31/18	2,000,000.00	2,000,000.00					2,000,000.00
CW WWRF CHLORINATN SYS UPGRD SH/LN-341-378C07: Lapse 12/31/17	2,000,000.00	2,000,000.00				345,219.00	1,654,781.00

**County of Maui**  
**Capital Improvement Projects Report (Excluding Department of Water Supply)**  
**As of 9/30/2017**

<b>13-909 Wastewater Facilities</b>	<b>Original Appropriation</b>	<b>Alloted To Date</b>	<b>Expenditure Prior Years</b>	<b>Expenditure Current Year</b>	<b>Amount Lapsed</b>	<b>Encumbrance</b>	<b>Allotment Balance</b>
CW WET WELL REHABILITATION							
WM11-303-319012: Lapse 12/31/11	1,000,000.00	1,000,000.00	948,657.01		38,933.00	12,409.99	
WM15-303-356C76: Lapse 12/31/15	1,000,000.00	1,000,000.00	335,530.36		87,752.64	576,717.00	
CW SOIL AQUIFER TREATMENT							
WM16-303-367C64: Lapse 12/31/16	100,000.00	100,000.00		44,283.40		55,716.60	
CW WSTWTR SYSTEM MODIFICATION							
WM12-303-329023: Lapse 12/31/12	1,000,000.00	1,000,000.00	880,391.02	10,392.94	80,091.91	29,124.13	()
WM13-303-331172: Lapse 12/31/13	1,000,000.00	1,000,000.00	978,217.36		15,672.95	6,109.69	
WM14-303-345380: Lapse 12/31/14	1,000,000.00	1,000,000.00	827,711.63		62,250.06	110,038.31	
WM15-303-356C75: Lapse 12/31/15	1,000,000.00	1,000,000.00	835,495.04	4,774.59	.33	159,730.04	
WM16-303-367C65: Lapse 12/31/16	500,000.00	500,000.00	178,412.54	174,794.47		146,792.99	
WM18-303-389C03: Lapse 12/31/18	1,000,000.00	1,000,000.00					1,000,000.00
	<b>25,191,925.00</b>	<b>25,191,925.00</b>	<b>13,449,790.01</b>	<b>772,623.61</b>	<b>543,939.91</b>	<b>3,816,839.27</b>	<b>6,608,732.20</b>
<b>TOTAL Wastewater Facilities</b>	<b>141,127,625.00</b>	<b>141,127,625.00</b>	<b>41,576,578.16</b>	<b>6,819,100.22</b>	<b>5,506,596.46</b>	<b>38,075,146.12</b>	<b>49,150,204.04</b>

**County of Maui**  
**Capital Improvement Projects Report (Excluding Department of Water Supply)**  
**As of 9/30/2017**

<u>13-909 Wastewater Facilities</u>	<u>Original Appropriation</u>	<u>Alloted To Date</u>	<u>Expenditure Prior Years</u>	<u>Expenditure Current Year</u>	<u>Amount Lapsed</u>	<u>Encumbrance</u>	<u>Allotment Balance</u>
<b>TOTAL CAPITAL PROJECTS FUND</b>	546,075,271.37	463,740,094.13	194,068,090.71	13,830,876.44	19,574,267.67	110,819,126.13	125,447,733.18

