

ALAN M. ARAKAWA
Mayor

MARK R. WALKER
Director



RECEIVED

2018 MAY -9 AM 9:05

OFFICE OF THE MAYOR

COUNTY OF MAUI
DEPARTMENT OF FINANCE
200 S. HIGH STREET
WAILUKU, MAUI, HAWAII 96793

May 9, 2018

RECEIVED
2018 MAY 10 PM 2:33
OFFICE OF THE
COUNTY CLERK

Honorable Alan M. Arakawa
Mayor, County of Maui
200 South High Street
Wailuku, Hawaii 96793

For Transmittal to:

Honorable Mike White, Chair
and Members of Maui County Council
200 South High Street
Wailuku, Hawaii 96793

APPROVED FOR TRANSMITTAL
 5/10/18
Mayor Date

Dear Chair White and Members:

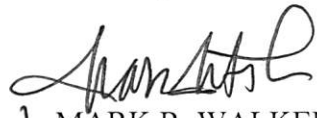
SUBJECT: FINANCE DIRECTOR'S QUARTERLY REPORT AS OF MARCH 31, 2018 (FISCAL YEAR 2018 THIRD QUARTER)

In compliance with the Maui County Code 3.08 and the Charter of the County of Maui, Section 8-4.3, I am transmitting one (1) bound copy along with a CD of the Finance Director's Quarterly Report for Fiscal Year (FY) July 1, 2017 to June 30, 2018 as of March 31, 2018 and the Capital Improvement Project as of March 31, 2018.

The reports are also available online on the County of Maui website, under the Department of Finance, Reports & Documents, Finance Director's Quarterly Report, Fiscal Year 2018, 3rd Quarter.

Should you have any questions, please feel free to contact me at x7474.

Sincerely,


MARK R. WALKER
Director of Finance


MW:kc


Attachments

- xc: Patrick K. Wong, Corporation Counsel
- Keith Regan, Managing Director
- Sandy Baz, Budget Director
- Rod Antone, Community Relations and Communications Director

COUNTY COMMUNICATION NO. 18-187

[Back to Top](#)





COUNTY OF MAUI

STATE OF HAWAII

FINANCE DIRECTOR'S QUARTERLY REPORT

FISCAL YEAR JULY 1, 2017 TO JUNE 30, 2018
AS OF MARCH 31, 2018




TABLE OF CONTENTS

I Graphic Overview:

Revenue - Budget Ordinance by Category	9
Expenditure by Department	10
Countywide Expenditures	12

II Revenue:

A) Budget Ordinance	
General Fund	
-General	15
-Liquor Control	16
Special Revenue Fund - Highway	17
-Wastewater	17
-Bikeway	17
-Solid Waste	18
Debt Service Fund	
-Debt Service	19
Capital Projects Fund	
-Parks Assessment CIP	20
Enterprise Fund	
-Golf Course	21
Utility Enterprise Fund	
-DWS Revenue Fund	22
-DWS Water System Dev.	22
B) Appendices / Other	
Special Revenue Fund	
-County Revolving	27
-Intergovernmental Grant	27
-Sec 8 HUD Housing	28
-Special Assmt Parks	28
-Special Assmt Sewer	28
Capital Projects Fund-	29
Utility Enterprise Fund -	31

C) Grant Revenue Report	
-Office of Mayor	35
-Management	44
-Prosecuting Attorney	45
-Finance	49
-Planning	51
-Police	52
-Fire and Public Safety	67
-Emergency Mgt Agency	71
-Housing and Human Concerns	73
-Parks and Recreation	88
-Public Works	89
-Transportation	90
-Environmental Management	92

III Expenditures:


A) Operations by Activity	97
B) Grant Programs	115
C) Revolving / Special Programs	127

IV Capital Improvement Program by District:

Hana	133
Paia-Haiku	136
Makawao-Pukalani-Kula	138
Wailuku-Kahului	142
Kihei-Makena	151
West Maui	155
Lanai	161
Molokai	162
Countywide	164


V Appendix:

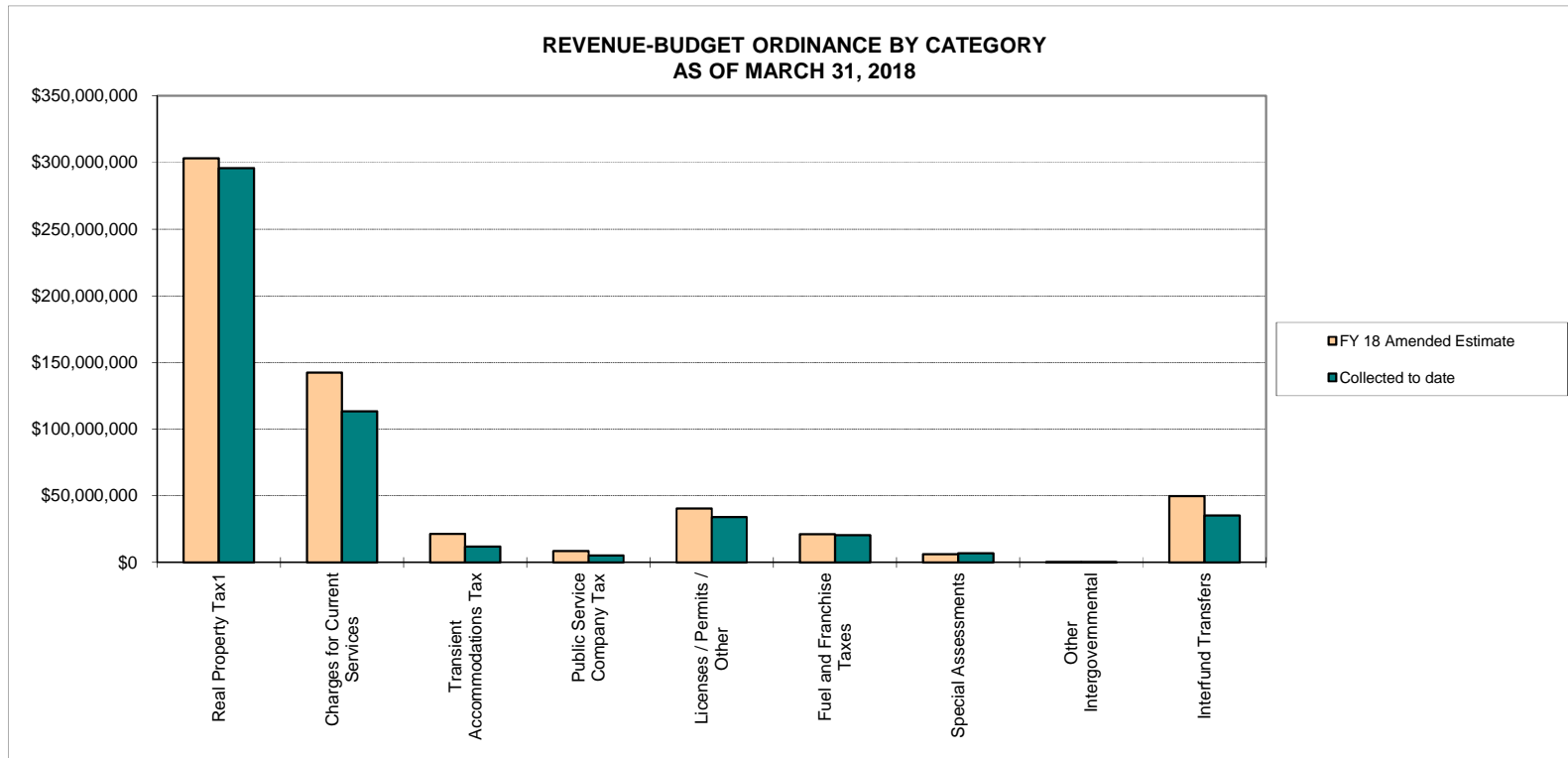
Glossary	187
Fund Descriptions	189



I. Graphic Overview

I. Graphic Overview





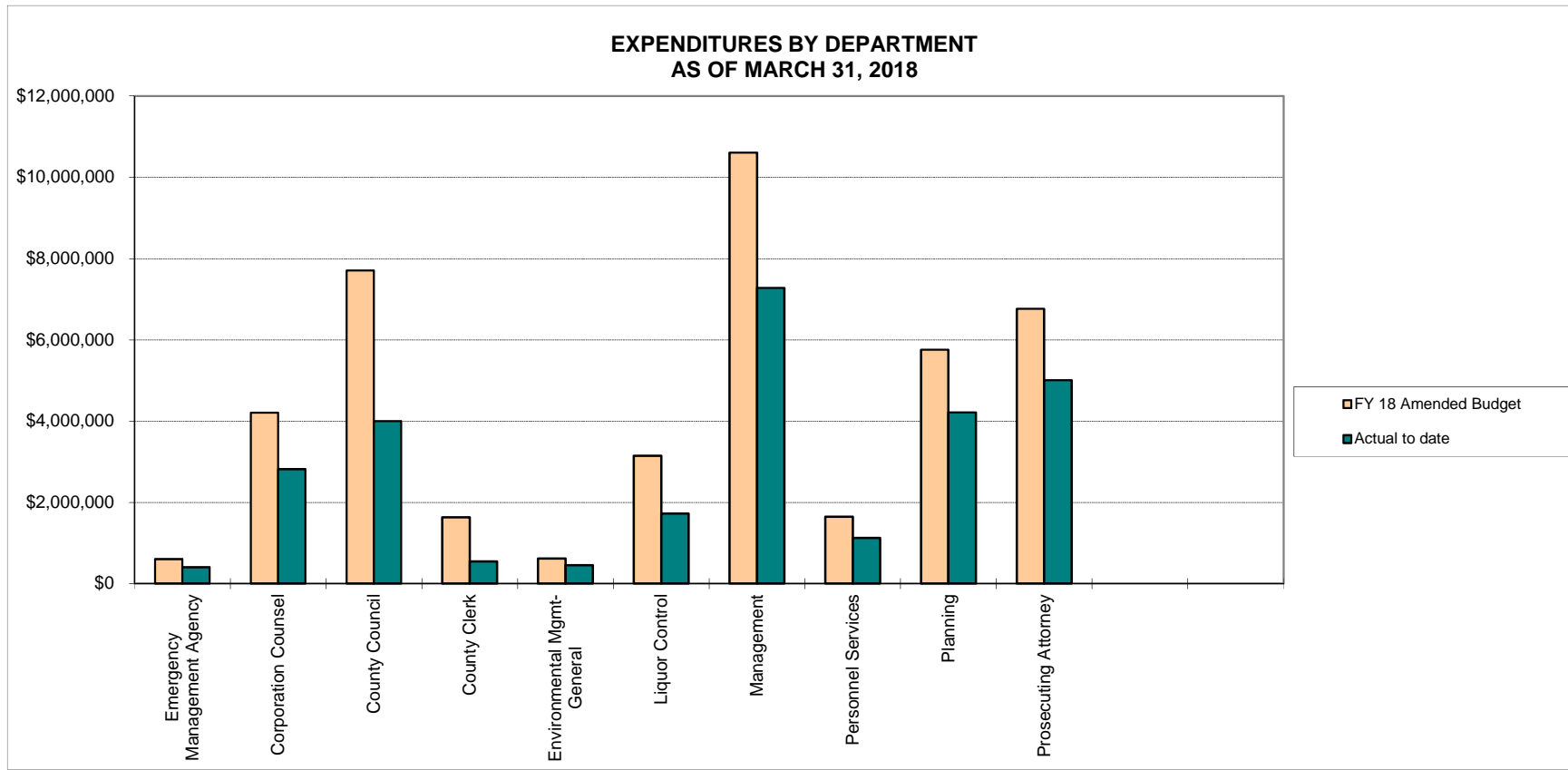
	FY 18 Original Estimate	FY 18 Amended Estimate	Collected to date	Budget (Over)/Under	% Collected	% Over/(Under)* Prorated Estimate
Real Property Tax ¹	303,175,667	303,175,667	295,849,302	7,326,365	98%	23%
Charges for Current Services	142,393,137	142,393,137	113,319,576	29,073,561	80%	5%
Transient Accommodations Tax	21,204,000	21,204,000	11,742,000	9,462,000	55%	(20%)
Public Service Company Tax	8,500,000	8,500,000	5,016,463	3,483,537	59%	(16%)
Licenses / Permits / Other	38,694,419	40,354,398	34,002,363	6,352,035	84%	9%
Fuel and Franchise Taxes	21,000,000	21,000,000	20,288,805	711,195	97%	22%
Special Assessments	6,002,000	6,002,000	6,834,132	(832,132)	114%	39%
Other Intergovernmental	75,000	75,000	87,724	(12,724)	117%	42%
Interfund Transfers	49,705,630	49,705,630	35,122,308	14,583,322	71%	(4%)
Total²	590,749,853	592,409,832	522,262,673	70,147,159	88%	13%

NOTES:

¹ Net of circuit breaker adjustment.

² Total does not include carryover/savings, bond/lapsed bond proceeds, and/or State Revolving Fund (SRF) loan.

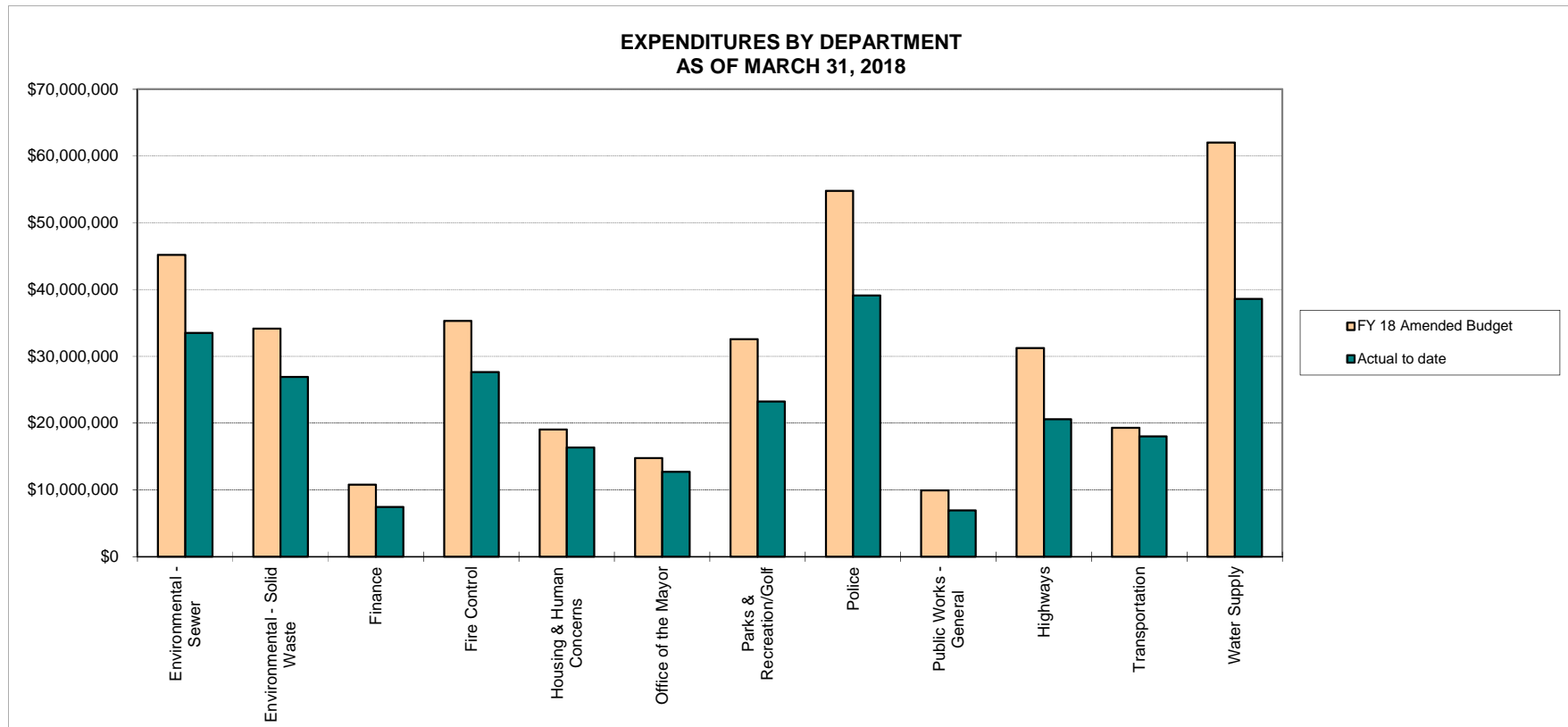
* Prorated Estimate is 75% of Amended Estimate.



Actual includes encumbrances

	FY 18 Original Budget	FY 18 Amended Budget	Actual to date	(Over)/Under	% Used	% (Over)/Under Prorated Budget *
Emergency Management Agency	601,495	601,495	401,620	199,875	67%	8%
Corporation Counsel	4,203,609	4,203,609	2,820,076	1,383,533	67%	8%
County Council	7,702,978	7,702,978	4,000,519	3,702,459	52%	23%
County Clerk	1,633,439	1,633,439	546,766	1,086,673	33%	42%
Environmental Mgmt-General	620,678	620,678	451,999	168,679	73%	2%
Liquor Control	3,150,154	3,150,154	1,721,926	1,428,228	55%	20%
Management	10,603,234	10,603,234	7,277,621	3,325,613	69%	6%
Personnel Services	1,649,870	1,649,870	1,121,710	528,160	68%	7%
Planning	5,756,733	5,756,733	4,209,246	1,547,487	73%	2%
Prosecuting Attorney	6,762,932	6,762,932	5,003,919	1,759,013	74%	1%

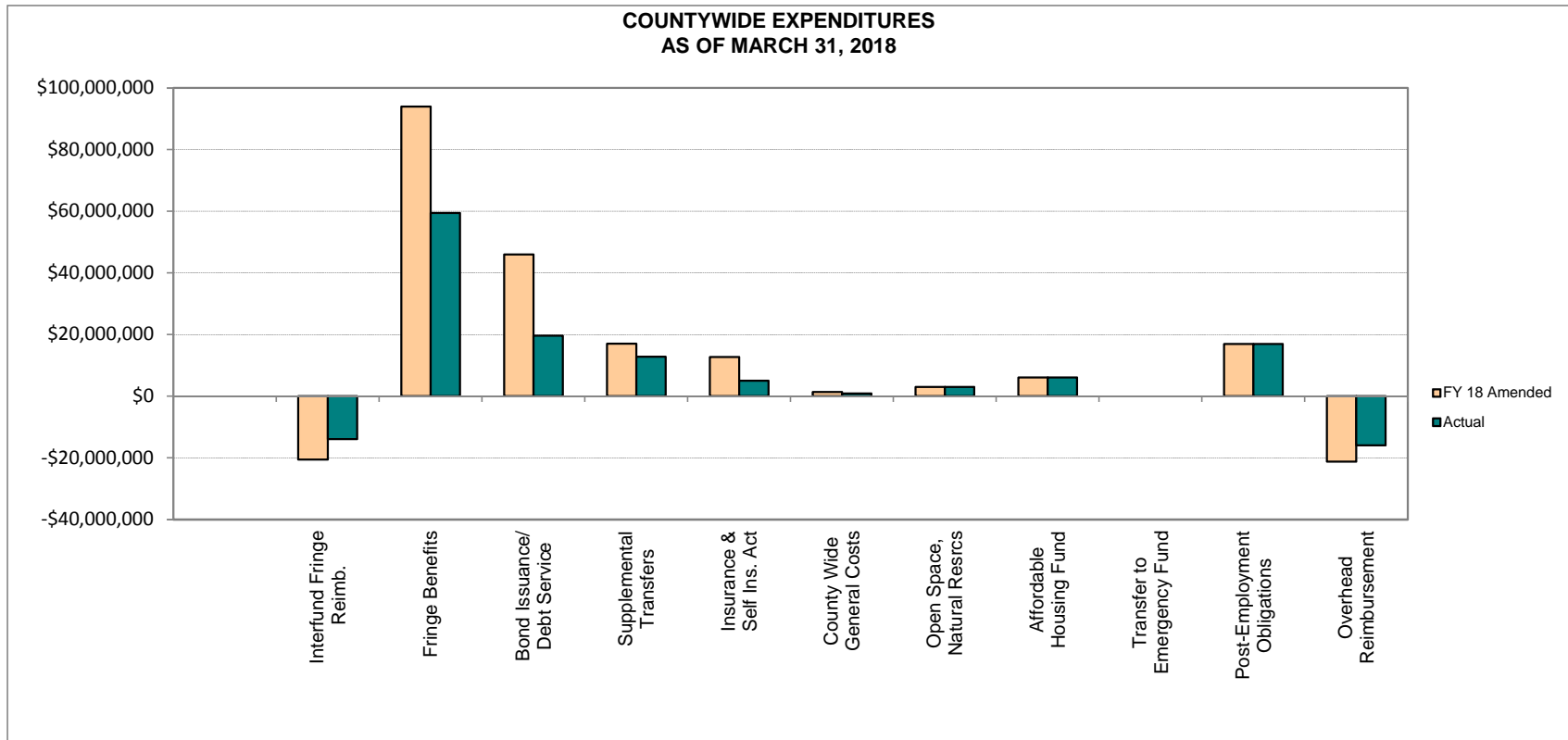
** Prorated Budget is 75% of Amended Budget



Actual includes encumbrances

	FY 18 Original Budget	FY 18 Amended Budget	Actual to date	(Over)/Under	% Used	% (Over)/Under Prorated Budget *
Environmental - Sewer	45,957,314	45,193,821	33,515,446	11,678,375	74%	1%
Environmental - Solid Waste	34,021,270	34,171,270	26,939,197	7,232,073	79%	(4%)
Finance	10,798,547	10,798,547	7,453,516	3,345,031	69%	6%
Fire Control	35,310,604	35,310,604	27,656,859	7,653,745	78%	(3%)
Housing & Human Concerns	19,054,247	19,054,247	16,354,068	2,700,179	86%	(11%)
Office of the Mayor	14,760,416	14,760,416	12,723,987	2,036,429	86%	(11%)
Parks & Recreation/Golf	32,582,277	32,582,277	23,257,906	9,324,371	71%	4%
Police	54,759,988	54,759,988	39,098,530	15,661,458	71%	4%
Public Works - General	9,950,786	9,950,786	6,943,521	3,007,265	70%	5%
Highways	31,049,262	31,249,262	20,608,247	10,641,015	66%	9%
Transportation	19,307,002	19,307,002	18,010,069	1,296,933	93%	(18%)
Water Supply	62,004,305	62,004,305	38,610,952	23,393,353	62%	13%

** Prorated Budget is 75% of Amended Budget




	FY 18 Original Budget	FY 18 Amended Budget*	Actual to date	(Over)/Under	% Used	% (Over)/Under Prorated Budget **
Interfund Fringe Reimb.	(20,535,928)	(20,535,928)	(13,938,550)	(6,597,378)	68%	7%
Fringe Benefits	93,976,551	93,976,551	59,413,976	34,562,575	63%	12%
Bond Issuance/Debt Service	40,859,235	46,017,579	19,677,899	26,339,680	43%	32%
Supplemental Transfers	17,106,116	17,106,116	12,829,588	4,276,528	75%	(0%)
Insurance & Self Ins. Act	12,700,000	12,700,000	5,027,447	7,672,553	40%	35%
County Wide General Costs	1,409,577	1,435,385	891,014	544,371	62%	13%
Open Space, Natural Resrcs	3,031,757	3,031,757	3,031,757	-	100%	(25%)
Affordable Housing Fund	6,063,514	6,063,514	6,063,514	-	100%	(25%)
Transfer to Emergency Fund	-	-	-	-	n/a	n/a
Post-Employment Obligations	17,000,000	17,000,000	17,000,000	-	100%	(25%)
Overhead Reimbursement	(21,176,292)	(21,176,292)	(15,885,872)	(5,290,420)	75%	(0%)
Total	150,434,530	155,618,682	94,110,773	61,507,909	60%	15%

** Prorated Budget is 75% of Amended Budget

II. Revenue

II.A. Budget Ordinance



County of Maui
Statement of Estimated and Actual Revenue
Revenue - Budget Ordinance
Fiscal Year Ending 6/30/2017 - as of 3/31/2018

10	*** GENERAL FUND	Prior	Amended	Year	Budget
Object		Year	Annual	to Date	(Over)/Under
* Char ** Subfund *** Fund		Uncollected	Estimate	Collected	
310	Real property taxes	7,455,689	303,175,667	295,849,302	14,782,055
312	Public Service Company Tax		8,500,000	5,016,463	3,483,537
31	* Taxes	7,455,689	311,675,667	300,865,765	18,265,592
321	Business licenses and permits		22,000	7,356	14,644
322	Other licenses & permit		3,400,000	3,031,672	368,328
323	Motor vehicle licenses & fees		3,621,001	3,326,440	294,560
32	* Licenses and permits	0	7,043,001	6,365,468	677,532
330	Federal grants		10,938	16,421	(5,484)
331	Federal payment in lieu of tax		7,188	70,123	(62,936)
333	Transient accommodation taxes		21,204,000	11,742,000	9,462,000
335	Federal grants passed thru the		50,000		50,000
336	State payment in lieu of taxes		6,875		6,875
33	* Intergovernmental revenues	0	21,279,001	11,828,544	9,450,455
341	General government		300,000	572,915	(272,915)
342	Safety		600,000	1,024,441	(424,441)
347	Recreation		300,000	281,340	18,661
34	* Charges for current services	0	1,200,000	1,878,696	(678,695)
351	Penalties and interest		1,900,000	1,834,326	65,674
353	Unclaimed monies			6,468	(6,468)
35	* Fines and forfeitures	0	1,900,000	1,840,794	59,206
361	Interest on investments		2,500,000	2,782,620	(282,620)
362	Rental income		100,000	170,591	(70,591)
36	* Interest & investment	0	2,600,000	2,953,211	(353,211)
377	Miscellaneous general receipts		50,000	276,624	(226,624)
378	Miscellaneous program receipts		950,000	512,259	437,741
37	* Other revenues	0	1,000,000	788,883	211,117

County of Maui
Statement of Estimated and Actual Revenue
Revenue - Budget Ordinance
Fiscal Year Ending 6/30/2017 - as of 3/31/2018

10	*** GENERAL FUND	Prior	Amended	Year	Budget
Object		Year	Annual	to Date	(Over)/Under
* Char ** Subfund *** Fund		Uncollected	Estimate	Collected	
741	Special Revenue Funds		17,336,173	13,143,099	4,193,074
744	Other Governmental Funds		4,710,362	3,614,918	1,095,444
745	Proprietary Funds		3,475,983	173,266	3,302,717
74	* Transfers in	0	25,522,518	16,931,283	8,591,235
Subfund ** General Fund		7,455,689	372,220,187	343,452,644	36,223,231
321	Business licenses and permits		2,428,056	2,260,234	167,821
32	* Licenses and permits	0	2,428,056	2,260,234	167,821
Subfund ** Liquor Control Fund		0	2,428,056	2,260,234	167,821
Fund *** GENERAL FUND		7,455,689	374,648,243	345,712,878	36,391,052

County of Maui
Statement of Estimated and Actual Revenue
Revenue - Budget Ordinance
Fiscal Year Ending 6/30/2017 - as of 3/31/2018

11	*** SPECIAL REVENUE FUND	Prior	Amended	Year	Budget
Object		Year	Annual	to Date	(Over)/Under
* Char	** Subfund	Uncollected	Estimate	Collected	
*** Fund					
313	Franchise Tax		7,000,000	8,009,005	(1,009,005)
314	Fuel Tax		14,000,000	12,279,800	1,720,200
31	* Taxes	0	21,000,000	20,288,805	711,195
323	Motor vehicle licenses & fees		22,901,952	17,761,674	5,140,278
32	* Licenses and permits	0	22,901,952	17,761,674	5,140,278
343	Public Transit Bus Fare		2,500,000	1,836,088	663,912
34	* Charges for current services	0	2,500,000	1,836,088	663,912
740	General Fund		75,000	56,250	18,750
744	Other Governmental Funds		340,000	95,188	244,812
74	* Transfers in	0	415,000	151,438	263,562
Subfund ** Highway Fund		0	46,816,952	40,038,005	6,778,947
322	Other licenses & permit			24,685	(24,685)
32	* Licenses and permits	0	0	24,685	(24,685)
335	Federal grants passed thru the			1,180	(1,180)
33	* Intergovernmental revenues	0	0	1,180	(1,180)
346	Waste management	2,504,444	54,064,092	41,235,284	15,333,252
34	* Charges for current services	2,504,444	54,064,092	41,235,284	15,333,252
378	Miscellaneous program receipts		1,699,979	19,065	1,680,914
37	* Other revenues	0	1,699,979	19,065	1,680,914
Subfund ** Sewer Fund		2,504,444	55,764,071	41,280,214	16,988,301
323	Motor vehicle licenses & fees		50,000	67,426	(17,426)
32	* Licenses and permits	0	50,000	67,426	(17,426)
Subfund ** Bikeway Fund		0	50,000	67,426	(17,426)
344	Refuse		8,637,784	8,673,745	(35,961)

County of Maui
Statement of Estimated and Actual Revenue
Revenue - Budget Ordinance
Fiscal Year Ending 6/30/2017 - as of 3/31/2018

11	*** SPECIAL REVENUE FUND	Prior	Amended	Year	Budget
Object		Year	Annual	to Date	(Over)/Under
* Char	** Subfund	Uncollected	Estimate	Collected	
*** Fund					
345	Landfill Disposal Fee	2,230,903	13,241,864	10,739,520	4,733,247
34	* Charges for current services	2,230,903	21,879,648	19,413,265	4,697,286
378	Miscellaneous program receipts	6,147		11,169	(5,022)
37	* Other revenues	6,147	0	11,169	(5,022)
740	General Fund		14,952,702	11,214,527	3,738,176
741	Special Revenue Funds		2,930,000	1,909,741	1,020,259
74	* Transfers in	0	17,882,702	13,124,268	4,758,435
Subfund ** Solid Waste Fund		2,237,050	39,762,350	32,548,702	9,450,699
380	Assessment revenue		400,000	776,200	(376,200)
38	* Assessments	0	400,000	776,200	(376,200)
Subfund ** Special Parks Assessment		0	400,000	776,200	(376,200)
323	Motor vehicle licenses & fees			(18)	18
32	* Licenses and permits	0	0	(18)	18
380	Assessment revenue			305,894	(305,894)
38	* Assessments	0	0	305,894	(305,894)
Subfund ** Special Sewer Assessment Fund		0	0	305,876	(305,876)
Fund *** SPECIAL REVENUE FUND		4,741,494	142,793,373	115,016,423	32,518,445

County of Maui
Statement of Estimated and Actual Revenue
Revenue - Budget Ordinance
Fiscal Year Ending 6/30/2017 - as of 3/31/2018

12	*** DEBT SERVICE FUND	Prior	Amended	Year	Budget
Object		Year	Annual	to Date	(Over)/Under
* Char ** Subfund *** Fund		Uncollected	Estimate	Collected	
682	Interest and issuance costs		1,010,579	1,010,581	(2)
684	Principal		1,744,460	1,744,462	(2)
68	* Debt service	0	2,755,039	2,755,043	(4)
Subfund ** Debt Service Fund		0	2,755,039	2,755,043	(4)
Fund	*** DEBT SERVICE FUND	0	2,755,039	2,755,043	(4)

County of Maui
Statement of Estimated and Actual Revenue
Revenue - Budget Ordinance
Fiscal Year Ending 6/30/2017 - as of 3/31/2018

13	*** CAPITAL PROJECTS FUND	Prior	Amended	Year	Budget
Object		Year	Annual	to Date	(Over)/Under
* Char	** Subfund *** Fund	Uncollected	Estimate	Collected	
744	Other Governmental Funds		1,723,000	1,723,000	
74	* Transfers in	0	1,723,000	1,723,000	0
Subfund **	Parks Assessments CIP	0	1,723,000	1,723,000	0
361	Interest on investments			2,679	(2,679)
36	* Interest & investment	0	0	2,679	(2,679)
Subfund **	2008 GO Bond Issue	0	0	2,679	(2,679)
361	Interest on investments			1,959	(1,959)
36	* Interest & investment	0	0	1,959	(1,959)
Subfund **	2010 B GO Bond Issue tax exmpt	0	0	1,959	(1,959)
361	Interest on investments			4,873	(4,873)
36	* Interest & investment	0	0	4,873	(4,873)
Subfund **	2012 B GO Bond	0	0	4,873	(4,873)
361	Interest on investments			12,577	(12,577)
36	* Interest & investment	0	0	12,577	(12,577)
Subfund **	2014 GO Bond	0	0	12,577	(12,577)
361	Interest on investments			3,948	(3,948)
36	* Interest & investment	0	0	3,948	(3,948)
Subfund **	2015 GO Bond	0	0	3,948	(3,948)
Fund	*** CAPITAL PROJECTS FUND	0	1,723,000	1,749,036	(26,036)

County of Maui
Statement of Estimated and Actual Revenue
Revenue - Budget Ordinance
Fiscal Year Ending 6/30/2017 - as of 3/31/2018


15	*** ENTERPRISE FUND	Prior	Amended	Year	Budget
Object		Year	Annual	to Date	(Over)/Under
* Char	** Subfund	Uncollected	Estimate	Collected	
*** Fund					
347	Recreation		980,000	680,726	299,274
34	* Charges for current services	0	980,000	680,726	299,274
362	Rental income		308,412	233,215	75,197
36	* Interest & investment	0	308,412	233,215	75,197
378	Miscellaneous program receipts			996	(996)
37	* Other revenues	0	0	996	(996)
740	General Fund		2,153,414	1,615,061	538,353
74	* Transfers in	0	2,153,414	1,615,061	538,353
Subfund ** Golf Course Special Fund		0	3,441,826	2,529,998	911,828
Fund	*** ENTERPRISE FUND	0	3,441,826	2,529,998	911,828

County of Maui
Statement of Estimated and Actual Revenue
Revenue - Budget Ordinance
Fiscal Year Ending 6/30/2017 - as of 3/31/2018

25	*** UTILITY ENTERPRISE FUND	Prior	Amended	Year	Budget
Object	* Char ** Subfund *** Fund	Year	Annual	to Date	(Over)/Under
		Uncollected	Estimate	Collected	
361	Interest on investments			18,526	(18,526)
36	* Interest & investment	0	0	18,526	(18,526)
Subfund ** DWS 2012 GO BOND FUND		0	0	18,526	(18,526)
361	Interest on investments			6,728	(6,728)
36	* Interest & investment	0	0	6,728	(6,728)
Subfund ** DWS 2014 GO BOND FUND		0	0	6,728	(6,728)
349	Water Sales		61,837,397	48,066,199	13,771,198
350	Other Revenue		908,957	754,539	154,418
34	* Charges for current services	0	62,746,354	48,820,738	13,925,616
361	Interest on investments		400,000	815,197	(415,197)
36	* Interest & investment	0	400,000	815,197	(415,197)
354	Other Non-Operating Revenue		23,000	804,592	(781,592)
37	* Other revenues	0	23,000	804,592	(781,592)
Subfund ** DWS Revenue Fund		0	63,169,354	50,440,527	12,728,827
372	Capital contributions			4,029,038	(4,029,038)
37	* Other revenues	0	0	4,029,038	(4,029,038)
748	Assessment Funds		3,879,000		3,879,000
74	* Transfers in	0	3,879,000	0	3,879,000
Subfund ** DWS Water System Development		0	3,879,000	4,029,038	(150,038)
361	Interest on investments			3,753	(3,753)
36	* Interest & investment	0	0	3,753	(3,753)
Subfund ** DWS 2007 GO Bond Fund		0	0	3,753	(3,753)
361	Interest on investments			735	(735)
36	* Interest & investment	0	0	735	(735)


County of Maui
Statement of Estimated and Actual Revenue
Revenue - Budget Ordinance
Fiscal Year Ending 6/30/2017 - as of 3/31/2018

25	*** UTILITY ENTERPRISE FUND	Prior	Amended	Year	Budget
Object	* Char ** Subfund *** Fund	Year	Annual	to Date	(Over)/Under
		Uncollected	Estimate	Collected	
Subfund **	DWS 2009-10-11 GO BOND FUND	0	0	735	(735)
Fund	*** UTILITY ENTERPRISE FUND	<u>0</u>	<u>67,048,354</u>	<u>54,499,307</u>	<u>12,549,047</u>
	Grand Total	12,197,183	592,409,835	522,262,685	82,344,332



II. Revenue

II.B. Appendices / Other



County of Maui
Statement of Estimated and Actual Revenue
Revenue - Appendices/Other
Fiscal Year Ending 6/30/2017 - as of 3/31/2018

11	*** SPECIAL REVENUE FUND	Prior Year	Amended Annual Estimate	Year to Date Collected	Budget (Over)/Under
Object	* Char ** Subfund *** Fund	Uncollected			
321	Business licenses and permits			9,000	(9,000)
322	Other licenses & permit		358	51,241	(50,883)
323	Motor vehicle licenses & fees			(2)	2
32	* Licenses and permits	0	358	60,239	(59,881)
341	General government			35	(35)
34	* Charges for current services	0	0	35	(35)
352	Fines			67,626	(67,626)
35	* Fines and forfeitures	0	0	67,626	(67,626)
361	Interest on investments			(236,766)	236,766
362	Rental income			205,421	(205,421)
36	* Interest & investment	0	0	(31,345)	31,345
370	Misc income revolving		183,880	2,333,249	(2,149,369)
371	Operating contributions		154,186	192,537	(38,351)
378	Miscellaneous program receipts		10,500	271,914	(261,414)
37	* Other revenues	0	348,566	2,797,700	(2,449,134)
740	General Fund		12,798,406	9,095,271	3,703,135
741	Special Revenue Funds		2,978,431	1,659,979	1,318,452
744	Other Governmental Funds		10,873,514	4,500,000	6,373,514
74	* Transfers in	0	26,650,351	15,255,250	11,395,101
Subfund **	County Revolving Funds	0	26,999,275	18,149,505	8,849,770
322	Other licenses & permit			46,636	(46,636)
32	* Licenses and permits	0	0	46,636	(46,636)
330	Federal grants	652,136	2,040,918	1,575,463	1,117,591
334	State grants	1,391,418	7,742,119	4,986,964	4,146,573
335	Federal grants passed thru the	2,478,205	6,203,585	4,578,754	4,103,037
33	* Intergovernmental revenues	4,521,759	15,986,622	11,141,181	9,367,201

County of Maui
Statement of Estimated and Actual Revenue
Revenue - Appendices/Other
Fiscal Year Ending 6/30/2017 - as of 3/31/2018

11	*** SPECIAL REVENUE FUND	Prior	Amended	Year	Budget
Object		Year	Annual	to Date	(Over)/Under
* Char ** Subfund *** Fund		Uncollected	Estimate	Collected	
371	Operating contributions	520	363,014	276,431	87,103
378	Miscellaneous program receipts		80,000	97,812	(17,812)
37	* Other revenues	520	443,014	374,243	69,291
740	General Fund		10,000		10,000
741	Special Revenue Funds		559,062	387,073	171,989
74	* Transfers in	0	569,062	387,073	181,989
Subfund ** Intergovernmental Grant Fund		4,522,279	16,998,698	11,949,133	9,571,845
330	Federal grants		22,394,292	15,349,591	7,044,701
335	Federal grants passed thru the			373,416	(373,416)
33	* Intergovernmental revenues	0	22,394,292	15,723,007	6,671,285
361	Interest on investments		8,784	27,095	(18,310)
36	* Interest & investment	0	8,784	27,095	(18,310)
741	Special Revenue Funds		37,972	32,021	5,951
74	* Transfers in	0	37,972	32,021	5,951
Subfund ** Sec.8 Hud Housing Assistance		0	22,441,048	15,782,123	6,658,926
380	Assessment revenue		400,000	776,200	(376,200)
38	* Assessments	0	400,000	776,200	(376,200)
Subfund ** Special Parks Assessment		0	400,000	776,200	(376,200)
323	Motor vehicle licenses & fees			(18)	18
32	* Licenses and permits	0	0	(18)	18
380	Assessment revenue			305,894	(305,894)
38	* Assessments	0	0	305,894	(305,894)
Subfund ** Special Sewer Assessment Fund		0	0	305,876	(305,876)
Fund *** SPECIAL REVENUE FUND		4,522,279	66,839,021	46,962,837	24,398,465

County of Maui
Statement of Estimated and Actual Revenue
Revenue - Appendices/Other
Fiscal Year Ending 6/30/2017 - as of 3/31/2018


13	*** CAPITAL PROJECTS FUND	Prior	Amended	Year	Budget
Object	* Char ** Subfund *** Fund	Year	Annual	to Date	(Over)/Under
		Uncollected	Estimate	Collected	
335	Federal grants passed thru the			49,795	(49,795)
33	* Intergovernmental revenues	0	0	49,795	(49,795)
Subfund **	State CIP Grants	0	0	49,795	(49,795)
335	Federal grants passed thru the	1,896,101	13,033,219	1,792,497	13,136,822
33	* Intergovernmental revenues	1,896,101	13,033,219	1,792,497	13,136,822
Subfund **	State CIP Grants - DOT	1,896,101	13,033,219	1,792,497	13,136,822
372	Capital contributions	461,506			461,506
37	* Other revenues	461,506	0	0	461,506
Subfund **	Private CIP Contributions	461,506	0	0	461,506
733	SRF & USDA Loans		31,375,000	13,243,678	18,131,322
72	* Issuance of debt	0	31,375,000	13,243,678	18,131,322
Subfund **	State CIP Loans	0	31,375,000	13,243,678	18,131,322
361	Interest on investments			2,679	(2,679)
36	* Interest & investment	0	0	2,679	(2,679)
Subfund **	2008 GO Bond Issue	0	0	2,679	(2,679)
361	Interest on investments			1,959	(1,959)
36	* Interest & investment	0	0	1,959	(1,959)
Subfund **	2010 B GO Bond Issue tax exempt	0	0	1,959	(1,959)
361	Interest on investments			4,873	(4,873)
36	* Interest & investment	0	0	4,873	(4,873)
Subfund **	2012 B GO Bond	0	0	4,873	(4,873)
361	Interest on investments			12,577	(12,577)
36	* Interest & investment	0	0	12,577	(12,577)

County of Maui
Statement of Estimated and Actual Revenue
Revenue - Appendices/Other
Fiscal Year Ending 6/30/2017 - as of 3/31/2018

13	*** CAPITAL PROJECTS FUND	Prior	Amended	Year	Year	Budget
Object	* Char ** Subfund *** Fund	Year	Annual	to Date	to Date	(Over)/Under
Subfund ** 2014 GO Bond		Uncollected	Estimate	Collected		
		0	0	12,577		(12,577)
361	Interest on investments			3,948		(3,948)
36	* Interest & investment	0	0	3,948		(3,948)
Subfund ** 2015 GO Bond		0	0	3,948		(3,948)
730	General Obligation Bonds		49,885,000			49,885,000
72	* Issuance of debt	0	49,885,000	0		49,885,000
Subfund ** 2017 Proposed GO Bond		0	49,885,000	0		49,885,000
Fund *** CAPITAL PROJECTS FUND		<u>2,357,607</u>	<u>94,293,219</u>	<u>15,112,006</u>		<u>81,538,819</u>


County of Maui
Statement of Estimated and Actual Revenue
Revenue - Appendices/Other
Fiscal Year Ending 6/30/2017 - as of 3/31/2018

25	*** UTILITY ENTERPRISE FUND	Prior	Amended	Year	Budget
Object	* Char ** Subfund *** Fund	Year	Annual	to Date	(Over)/Under
		Uncollected	Estimate	Collected	
330	Federal grants			157,996	(157,996)
33	* Intergovernmental revenues	0	0	157,996	(157,996)
Subfund	** DWS STATE GRANTS	0	0	157,996	(157,996)
330	Federal grants			45,000	(45,000)
33	* Intergovernmental revenues	0	0	45,000	(45,000)
733	SRF & USDA Loans		5,000,000	13,449,344	(8,449,344)
72	* Issuance of debt	0	5,000,000	13,449,344	(8,449,344)
Subfund	** DWS SRF	0	5,000,000	13,494,344	(8,494,344)
361	Interest on investments			3,753	(3,753)
36	* Interest & investment	0	0	3,753	(3,753)
Subfund	** DWS 2007 GO Bond Fund	0	0	3,753	(3,753)
361	Interest on investments			735	(735)
36	* Interest & investment	0	0	735	(735)
Subfund	** DWS 2009-10-11 GO BOND FUND	0	0	735	(735)
Fund	*** UTILITY ENTERPRISE FUND	0	5,000,000	13,656,828	(8,656,828)
	Grand Total	6,879,886	166,132,240	75,731,671	97,280,456



II. Revenue

II.C. Grant Revenue Report



County of Maui

Office of the Mayor

Grant Revenues & Expenditures Quarterly Report - by Index and Fiscal Year as of 3/31/2018

Index	Index Title	FY	Beginning Fund Balance	Revenue	Expenditures	Transfers In	Transfers Out	Ending Fund Balance
106186	ENERGY EFFNCY/CONSVTN BLCK GRT	2015	(34,891.68)					(34,891.68)
106186	ENERGY EFFNCY/CONSVTN BLCK GRT	2016	(34,891.68)		34,891.68			0.00
				0.00	34,891.68	0.00	0.00	
116030	CDBG PROGRAM ADMIN FY2011	2015	1,521.50					1,521.50
116030	CDBG PROGRAM ADMIN FY2011	2016	1,521.50					1,521.50
116030	CDBG PROGRAM ADMIN FY2011	2017	1,521.50					1,521.50
116030	CDBG PROGRAM ADMIN FY2011	2018	1,521.50		(1,521.50)			0.00
				0.00	(1,521.50)	0.00	0.00	
116032	THE MAUI FARM REHABILITATION	2016		(21,404.55)	21,404.55			0.00
				(21,404.55)	21,404.55	0.00	0.00	
116203	EASTER SEALS MAUI PHASE II	2015			19,744.00			19,744.00
116203	EASTER SEALS MAUI PHASE II	2016	19,744.00	(19,744.00)				0.00
				(19,744.00)	19,744.00	0.00	0.00	
116215	ARRA09 ST ENERGY SCTR TRNG GRT	2015	(3,222.39)					(3,222.39)
116215	ARRA09 ST ENERGY SCTR TRNG GRT	2016	(3,222.39)		3,222.39			0.00
				0.00	3,222.39	0.00	0.00	
126008	IAO HOUSE REHABILITATION	2017			5,222.45			5,222.45
126008	IAO HOUSE REHABILITATION	2018	5,222.45	(5,222.45)				0.00
				(5,222.45)	5,222.45	0.00	0.00	
126010	LCHC INFRASTRUCTURE 13-4	2016		(737.71)	737.71			0.00
				(737.71)	737.71	0.00	0.00	
126030	CDBG PROGRAM ADMIN FY2012	2015	231.60	(231.60)				0.00
				(231.60)	0.00	0.00	0.00	
126035	MOLOKAI TANKER- REPRG	2016		(25,320.44)	25,320.44			0.00
				(25,320.44)	25,320.44	0.00	0.00	
126198	MOLOKAI YOUTH OPPORTUNITY-DOL	2015	630.00					630.00
126198	MOLOKAI YOUTH OPPORTUNITY-DOL	2016	630.00		(630.00)			0.00
				0.00	(630.00)	0.00	0.00	
126201	WRKFRCE INVST ACT PY11-ADMIN	2015	2,255.13					2,255.13
126201	WRKFRCE INVST ACT PY11-ADMIN	2016	2,255.13		(2,255.13)			0.00
				0.00	(2,255.13)	0.00	0.00	
126202	WRKFRCE INVST PY11 DSLCTD WRKR	2015	3,052.10					3,052.10

County of Maui

Office of the Mayor

Grant Revenues & Expenditures Quarterly Report - by Index and Fiscal Year as of 3/31/2018

Index	Index Title	FY	Beginning Fund Balance	Revenue	Expenditures	Transfers In	Transfers Out	Ending Fund Balance
126202	WRKFRCE INVST PY11 DSLCTD WRKR	2016	3,052.10		(3,052.10)			0.00
				0.00	(3,052.10)	0.00	0.00	
136005	LCHC INFRASTRUCTURE 13-4	2016		(370,818.29)	370,818.29			0.00
				(370,818.29)	370,818.29	0.00	0.00	
136103	LANAI COMM LAND ACQUISITION	2015		(5,568.81)	5,568.81			0.00
				(5,568.81)	5,568.81	0.00	0.00	
136105	MAUI FOOD BANK REHAB	2016		(8,965.99)	8,965.99			0.00
				(8,965.99)	8,965.99	0.00	0.00	
136106	THE MAUI FARM REHABILITATION	2016		(30,292.83)	30,292.83			0.00
				(30,292.83)	30,292.83	0.00	0.00	
136107	IAO HOUSE REHABILITATION	2017			1,707.17			1,707.17
136107	IAO HOUSE REHABILITATION	2018	1,707.17	(1,707.17)				0.00
				(1,707.17)	1,707.17	0.00	0.00	
136187	HAWAII ST COMM/STATUS WOMEN	2015	(649.32)					(649.32)
136187	HAWAII ST COMM/STATUS WOMEN	2016	(649.32)					(649.32)
136187	HAWAII ST COMM/STATUS WOMEN	2017	(649.32)	566.66	51.62			(31.04)
136187	HAWAII ST COMM/STATUS WOMEN	2018	(31.04)		31.04			0.00
				566.66	82.66	0.00	0.00	
136188	HTA PRODUCT ENRICHMENT CY13	2015	(10,000.00)		10,000.00			0.00
				0.00	10,000.00	0.00	0.00	
136199	WIA YOUTH PROGRAM - PY2012	2015	980.12	(1,314.54)				(334.42)
136199	WIA YOUTH PROGRAM - PY2012	2016	(334.42)		334.42			0.00
				(1,314.54)	334.42	0.00	0.00	
136200	WIA ADULT PROGRAM - PY2012	2015	33,015.43	(34,187.60)				(1,172.17)
136200	WIA ADULT PROGRAM - PY2012	2016	(1,172.17)		1,172.17			0.00
				(34,187.60)	1,172.17	0.00	0.00	
136201	WIA ADMINISTRATIVE PY2012	2015	(4,486.89)	(3,318.20)				(7,805.09)
136201	WIA ADMINISTRATIVE PY2012	2016	(7,805.09)		7,805.09			0.00
				(3,318.20)	7,805.09	0.00	0.00	
136202	WIA DISLOCATED WORKER PY2012	2015	1,387.98	(5,401.94)				(4,013.96)
136202	WIA DISLOCATED WORKER PY2012	2016	(4,013.96)		4,013.96			0.00
				(5,401.94)	4,013.96	0.00	0.00	

County of Maui

Office of the Mayor

Grant Revenues & Expenditures Quarterly Report - by Index and Fiscal Year as of 3/31/2018

Index	Index Title	FY	Beginning Fund Balance	Revenue	Expenditures	Transfers In	Transfers Out	Ending Fund Balance
136203	EASTER SEALS MAUI PHASE II	2015		(135,753.18)	156,009.18			20,256.00
136203	EASTER SEALS MAUI PHASE II	2016	20,256.00	(20,256.00)				0.00
				(156,009.18)	156,009.18	0.00	0.00	
146301	WKFORCE INVESTMENT ACT ADMIN	2015	25,092.15	(74,939.92)	52,935.51			3,087.74
146301	WKFORCE INVESTMENT ACT ADMIN	2016	3,087.74	(2,852.18)	(235.56)			0.00
				(77,792.10)	52,699.95	0.00	0.00	
146302	WKFORCE INVESTMENT ACT DWP	2015	57,849.83	(162,647.44)	217,282.06			112,484.45
146302	WKFORCE INVESTMENT ACT DWP	2016	112,484.45	(111,301.33)	(1,183.12)			(0.00)
				(273,948.77)	216,098.94	0.00	0.00	
146303	WKFORCE INVESTMENT ACT ADULT	2015	30,997.05	(136,915.55)	218,870.94			112,952.44
146303	WKFORCE INVESTMENT ACT ADULT	2016	112,952.44	(113,792.35)	(460.21)			(1,300.12)
146303	WKFORCE INVESTMENT ACT ADULT	2017	(1,300.12)		1,300.12			0.00
				(250,707.90)	219,710.85	0.00	0.00	
146304	WKFORCE INVESTMENT ACT YOUTH	2015	51,295.14	(265,893.71)	203,177.70			(11,420.87)
146304	WKFORCE INVESTMENT ACT YOUTH	2016	(11,420.87)	(6,487.87)	17,908.74			0.00
				(272,381.58)	221,086.44	0.00	0.00	
146305	HTA PRODUCT ENRICHMENT CY14	2015	(228,034.36)		228,021.80			(12.56)
146305	HTA PRODUCT ENRICHMENT CY14	2016	(12.56)		12.56			0.00
				0.00	228,034.36	0.00	0.00	
146336	WHW EMERGENCY SHELTER REHAB	2017		(128,225.92)	128,225.92			0.00
				(128,225.92)	128,225.92	0.00	0.00	
146340	LANAI BRUSH TRUCK	2015		(124,500.00)	124,500.00			0.00
				(124,500.00)	124,500.00	0.00	0.00	
146341	MOLOKAI LANDFILL DUMP TRUCK	2015		(183,205.90)	183,205.90			0.00
				(183,205.90)	183,205.90	0.00	0.00	
146342	HANA LANDFILL WATER TRUCK	2015		(230,815.37)	233,034.17			2,218.80
146342	HANA LANDFILL WATER TRUCK	2016	2,218.80	(2,218.80)				0.00
				(233,034.17)	233,034.17	0.00	0.00	
146343	WOMEN HELPING WOMEN DOM VIOLEN	2015		(6,830.72)	6,830.72			0.00
146343	WOMEN HELPING WOMEN DOM VIOLEN	2016		(7,738.11)	7,738.11			0.00
146343	WOMEN HELPING WOMEN DOM VIOLEN	2017		(72,431.17)	72,431.17			0.00
				(87,000.00)	87,000.00	0.00	0.00	

County of Maui

Office of the Mayor

Grant Revenues & Expenditures Quarterly Report - by Index and Fiscal Year as of 3/31/2018

Index	Index Title	FY	Beginning Fund Balance	Revenue	Expenditures	Transfers In	Transfers Out	Ending Fund Balance
146345	LANAI COMM HEALTH CTR INFRAS	2015		(11,112.19)	11,112.19			0.00
146345	LANAI COMM HEALTH CTR INFRAS	2016		(313,871.81)	313,871.81			0.00
				(324,984.00)	324,984.00	0.00	0.00	
146346	CDBG PROGRAM ADMIN FY2014	2015	53,287.05	(63,869.91)	12,796.33			2,213.47
146346	CDBG PROGRAM ADMIN FY2014	2016	2,213.47	(25,644.68)	23,431.21			0.00
146346	CDBG PROGRAM ADMIN FY2014	2017		(5.27)	5.27			0.00
				(89,519.86)	36,232.81	0.00	0.00	
146347	KHAKO RENEWAL PRJ PH-1	2016		(1,205.63)	81,100.63			79,895.00
146347	KHAKO RENEWAL PRJ PH-1	2017	79,895.00	(168,297.65)	88,402.65			0.00
				(169,503.28)	169,503.28	0.00	0.00	
146348	MAUI FOOD BANK REHAB	2016		(41,034.01)	41,034.01			0.00
				(41,034.01)	41,034.01	0.00	0.00	
156187	HAWAII ST COMM/STATUS WOMEN	2015		(5,000.00)	2,978.40			(2,021.60)
156187	HAWAII ST COMM/STATUS WOMEN	2016	(2,021.60)		1,790.88			(230.72)
156187	HAWAII ST COMM/STATUS WOMEN	2017	(230.72)		230.72			0.00
				(5,000.00)	5,000.00	0.00	0.00	
156188	INNOVATE HAWAII	2015		(10,000.00)	10,000.00			0.00
				(10,000.00)	10,000.00	0.00	0.00	
156198	MOLOKAI YOUTH OPPRTUNITY 05DOL	2015	(630.00)					(630.00)
156198	MOLOKAI YOUTH OPPRTUNITY 05DOL	2016	(630.00)		630.00			0.00
				0.00	630.00	0.00	0.00	
156301	WKFORCE INVESTT ACT ADMIN	2015			31,614.59			31,614.59
156301	WKFORCE INVESTT ACT ADMIN	2016	31,614.59	(69,334.00)	37,719.41			(0.00)
				(69,334.00)	69,334.00	0.00	0.00	
156302	WKFORCE INVESTMENT ACT DWP	2015			121,096.22			121,096.22
156302	WKFORCE INVESTMENT ACT DWP	2016	121,096.22	(137,587.06)	41,109.51			24,618.67
156302	WKFORCE INVESTMENT ACT DWP	2017	24,618.67	(17,863.56)	(6,755.11)			(0.00)
				(155,450.62)	155,450.62	0.00	0.00	
156303	THE MAUI FARM REHABILITATION	2015		(1,023.36)	1,023.36			0.00
156303	THE MAUI FARM REHABILITATION	2016		(125,724.64)	125,724.64			0.00
				(126,748.00)	126,748.00	0.00	0.00	
156304	MAUI FOOD BANK REHAB	2015		(12,977.36)	15,914.67			2,937.31

County of Maui

Office of the Mayor

Grant Revenues & Expenditures Quarterly Report - by Index and Fiscal Year as of 3/31/2018

Index	Index Title	FY	Beginning Fund Balance	Revenue	Expenditures	Transfers In	Transfers Out	Ending Fund Balance
156304	MAUI FOOD BANK REHAB	2016	2,937.31	(403,022.64)	400,085.33			0.00
				<u>(416,000.00)</u>	<u>416,000.00</u>	<u>0.00</u>	<u>0.00</u>	
156305	WKFORCE INVESTMT ACT ADULT	2015			116,644.33			116,644.33
156305	WKFORCE INVESTMT ACT ADULT	2016	116,644.33	(178,985.99)	96,518.30			34,176.64
156305	WKFORCE INVESTMT ACT ADULT	2017	34,176.64	(34,184.95)	8.31			0.00
				<u>(213,170.94)</u>	<u>213,170.94</u>	<u>0.00</u>	<u>0.00</u>	
156306	WKFORCE INVESTMENT ACT YOUTH	2015			103,376.05			103,376.05
156306	WKFORCE INVESTMENT ACT YOUTH	2016	103,376.05	(226,592.46)	123,852.95			636.54
156306	WKFORCE INVESTMENT ACT YOUTH	2017	636.54	(636.54)				0.00
				<u>(227,229.00)</u>	<u>227,229.00</u>	<u>0.00</u>	<u>0.00</u>	
156308	HTA PRODUCT ENRICHMENT CY14	2015		(250,000.00)	102,009.12			(147,990.88)
156308	HTA PRODUCT ENRICHMENT CY14	2016	(147,990.88)	(150,000.00)	245,834.63			(52,156.25)
156308	HTA PRODUCT ENRICHMENT CY14	2017	(52,156.25)	25,130.98	27,025.27			(0.00)
				<u>(374,869.02)</u>	<u>374,869.02</u>	<u>0.00</u>	<u>0.00</u>	
156309	HSEO MAUI ENERGY CONFERENCE	2015		(20,000.00)	20,000.00			0.00
				<u>(20,000.00)</u>	<u>20,000.00</u>	<u>0.00</u>	<u>0.00</u>	
156341	MOLOKAI TANKER	2016		(328,929.56)	675,000.00			346,070.44
156341	MOLOKAI TANKER	2017	346,070.44	(346,070.44)				0.00
				<u>(675,000.00)</u>	<u>675,000.00</u>	<u>0.00</u>	<u>0.00</u>	
156342	IAO HOUSE REHABILITATION	2017			17,500.00			17,500.00
156342	IAO HOUSE REHABILITATION	2018	17,500.00	(17,500.00)				0.00
				<u>(17,500.00)</u>	<u>17,500.00</u>	<u>0.00</u>	<u>0.00</u>	
156343	IAO HOUSE REHABILITATION	2017			21,800.00			21,800.00
156343	IAO HOUSE REHABILITATION	2018	21,800.00	(21,800.00)				0.00
				<u>(21,800.00)</u>	<u>21,800.00</u>	<u>0.00</u>	<u>0.00</u>	
156346	CDBG PROGRAM ADMIN FY15	2015		(259,908.41)	294,526.16			34,617.75
156346	CDBG PROGRAM ADMIN FY15	2016	34,617.75	(54,117.01)	19,644.76			145.50
156346	CDBG PROGRAM ADMIN FY15	2017	145.50					145.50
156346	CDBG PROGRAM ADMIN FY15	2018	145.50	(4.98)	(140.52)			0.00
				<u>(314,030.40)</u>	<u>314,030.40</u>	<u>0.00</u>	<u>0.00</u>	
166122	COQUI FROG ERADCTN ACT51 SLH04	2015	99,996.23					99,996.23
166122	COQUI FROG ERADCTN ACT51 SLH04	2016	99,996.23		(80,000.00)			19,996.23

County of Maui

Office of the Mayor

Grant Revenues & Expenditures Quarterly Report - by Index and Fiscal Year as of 3/31/2018

Index	Index Title	FY	Beginning Fund Balance	Revenue	Expenditures	Transfers In	Transfers Out	Ending Fund Balance
166122	COQUI FROG ERADCTN ACT51 SLH04	2017	19,996.23		(19,996.23)			0.00
				0.00	(99,996.23)	0.00	0.00	
166123	DLNR M'LAEA HARBOR SEWAGE P/O	2015	30,000.00					30,000.00
166123	DLNR M'LAEA HARBOR SEWAGE P/O	2016	30,000.00					30,000.00
166123	DLNR M'LAEA HARBOR SEWAGE P/O	2017	30,000.00					30,000.00
166123	DLNR M'LAEA HARBOR SEWAGE P/O	2018	30,000.00		(30,000.00)			0.00
				0.00	(30,000.00)	0.00	0.00	
166124	NOAA/HIHWNMS-MAALAEA HARBOR SW	2015	10,000.00					10,000.00
166124	NOAA/HIHWNMS-MAALAEA HARBOR SW	2016	10,000.00					10,000.00
166124	NOAA/HIHWNMS-MAALAEA HARBOR SW	2017	10,000.00					10,000.00
166124	NOAA/HIHWNMS-MAALAEA HARBOR SW	2018	10,000.00		(10,000.00)			0.00
				0.00	(10,000.00)	0.00	0.00	
166785	HAWAII ST COMM/STATUS WOMEN	2016		(3,421.88)	1,260.64			(2,161.24)
166785	HAWAII ST COMM/STATUS WOMEN	2017	(2,161.24)	120.83	2,013.78			(26.63)
166785	HAWAII ST COMM/STATUS WOMEN	2018	(26.63)		26.63			0.00
				(3,301.05)	3,301.05	0.00	0.00	
166810	WKFORCE INNOVATN OPPORTUNITY	2016			22,721.97			22,721.97
166810	WKFORCE INNOVATN OPPORTUNITY	2017	22,721.97	(128,045.52)	159,024.87			53,701.32
166810	WKFORCE INNOVATN OPPORTUNITY	2018	53,701.32	(60,809.76)	7,108.44			(0.00)
				(188,855.28)	188,855.28	0.00	0.00	
166811	HO'OLEHUA PUMPER	2017		(898,447.40)	898,447.40			0.00
				(898,447.40)	898,447.40	0.00	0.00	
166812	IAO HOUSE REHABILITATION	2017			47,959.38			47,959.38
166812	IAO HOUSE REHABILITATION	2018	47,959.38	(47,959.38)				0.00
				(47,959.38)	47,959.38	0.00	0.00	
166814	WHW EMERGENCY SHELTER REHAB	2017		(85,469.25)	85,469.25			0.00
				(85,469.25)	85,469.25	0.00	0.00	
166815	CDBG PROGRAM ADMIN FY16	2016		(265,493.23)	293,775.88			28,282.65
166815	CDBG PROGRAM ADMIN FY16	2017	28,282.65	(45,084.04)	17,389.52			588.13
166815	CDBG PROGRAM ADMIN FY16	2018	588.13	(1,787.73)	1,199.60			0.00
				(312,365.00)	312,365.00	0.00	0.00	
166816	HTA PRODUCT ENRICHMENT CY16	2016		(250,000.00)	143,427.61			(106,572.39)

County of Maui

Office of the Mayor

Grant Revenues & Expenditures Quarterly Report - by Index and Fiscal Year as of 3/31/2018

Index	Index Title	FY	Beginning Fund Balance	Revenue	Expenditures	Transfers In	Transfers Out	Ending Fund Balance
166816	HTA PRODUCT ENRICHMENT CY16	2017	(106,572.39)	(150,000.00)	256,072.39			(500.00)
166816	HTA PRODUCT ENRICHMENT CY16	2018	(500.00)	500.00				0.00
				<u>(399,500.00)</u>	<u>399,500.00</u>	<u>0.00</u>	<u>0.00</u>	
166817	WIOA ADULT&DISLOCATED WORKER	2016			23,795.53			23,795.53
166817	WIOA ADULT&DISLOCATED WORKER	2017	23,795.53	(318,745.57)	311,140.40			16,190.36
166817	WIOA ADULT&DISLOCATED WORKER	2018	16,190.36	(26,015.17)	9,824.81			0.00
				<u>(344,760.74)</u>	<u>344,760.74</u>	<u>0.00</u>	<u>0.00</u>	
166818	WIOA ADMIN PY2015	2016		(17,883.59)	55,875.58			37,991.99
166818	WIOA ADMIN PY2015	2017	37,991.99	(43,722.00)	4,446.00			(1,284.01)
166818	WIOA ADMIN PY2015	2018	(1,284.01)	(2,701.41)	3,847.33			(138.09)
				<u>(64,307.00)</u>	<u>64,168.91</u>	<u>0.00</u>	<u>0.00</u>	
166819	INNOVATE HAWAII	2016		(10,000.00)				(10,000.00)
166819	INNOVATE HAWAII	2017	(10,000.00)		10,000.00			0.00
				<u>(10,000.00)</u>	<u>10,000.00</u>	<u>0.00</u>	<u>0.00</u>	
166862	HAWAII STATE ENERGY	2017		(10,000.00)	10,000.00			0.00
				<u>(10,000.00)</u>	<u>10,000.00</u>	<u>0.00</u>	<u>0.00</u>	
176062	HOUSING REHAB LOAN PROJECT INC	2015	(13,196.45)					(13,196.45)
176062	HOUSING REHAB LOAN PROJECT INC	2016	(13,196.45)					(13,196.45)
176062	HOUSING REHAB LOAN PROJECT INC	2017	(13,196.45)					(13,196.45)
176062	HOUSING REHAB LOAN PROJECT INC	2018	(13,196.45)		11,863.34			(1,333.11)
				<u>0.00</u>	<u>11,863.34</u>	<u>0.00</u>	<u>0.00</u>	
176063	IAO THEATRE PROJECT INCOME	2017			(2,183.13)			(2,183.13)
176063	IAO THEATRE PROJECT INCOME	2018	(2,183.13)					(2,183.13)
				<u>0.00</u>	<u>(2,183.13)</u>	<u>0.00</u>	<u>0.00</u>	
176187	MADE IN MAUI COUNTY FESTIVAL	2017		(8,500.00)	8,500.00			0.00
				<u>(8,500.00)</u>	<u>8,500.00</u>	<u>0.00</u>	<u>0.00</u>	
176803	MEO MOLOKAI SHUTTLE SVC BUS B	2017			130,936.00			130,936.00
176803	MEO MOLOKAI SHUTTLE SVC BUS B	2018	130,936.00	(130,936.00)				0.00
				<u>(130,936.00)</u>	<u>130,936.00</u>	<u>0.00</u>	<u>0.00</u>	
176806	MEO MOLOKAI SHUTTLE SVC BUS A	2017			118,579.00			118,579.00
176806	MEO MOLOKAI SHUTTLE SVC BUS A	2018	118,579.00	(118,579.00)				0.00
				<u>(118,579.00)</u>	<u>118,579.00</u>	<u>0.00</u>	<u>0.00</u>	

County of Maui

Office of the Mayor

Grant Revenues & Expenditures Quarterly Report - by Index and Fiscal Year as of 3/31/2018

Index	Index Title	FY	Beginning Fund Balance	Revenue	Expenditures	Transfers In	Transfers Out	Ending Fund Balance
176808	LAHAINA SURF PRESERVATION	2018		(185,147.96)	185,147.96			0.00
				<u>(185,147.96)</u>	<u>185,147.96</u>	<u>0.00</u>	<u>0.00</u>	
176810	WIOA YOUTH ACTIVITIES	2018		(104,854.16)	135,776.11			30,921.95
				<u>(104,854.16)</u>	<u>135,776.11</u>	<u>0.00</u>	<u>0.00</u>	
176811	THE MAUI FARM REHABILITATION	2018		(242,242.44)	242,242.44			0.00
				<u>(242,242.44)</u>	<u>242,242.44</u>	<u>0.00</u>	<u>0.00</u>	
176812	KHAKO STAIRCASE SAFETY	2018		(208,062.75)	260,460.95			52,398.20
				<u>(208,062.75)</u>	<u>260,460.95</u>	<u>0.00</u>	<u>0.00</u>	
176815	CDBG PROGRAM ADMIN FY17	2017		(204,260.10)	326,697.26			122,437.16
176815	CDBG PROGRAM ADMIN FY17	2018	122,437.16	(141,977.90)	19,540.74			0.00
				<u>(346,238.00)</u>	<u>346,238.00</u>	<u>0.00</u>	<u>0.00</u>	
176816	HTA COUNTY PRODUCT ENRICHMENT	2017		(60,000.00)	43,218.35			(16,781.65)
176816	HTA COUNTY PRODUCT ENRICHMENT	2018	(16,781.65)		24,686.95			7,905.30
				<u>(60,000.00)</u>	<u>67,905.30</u>	<u>0.00</u>	<u>0.00</u>	
176817	WIOA ADULT PROGRAM	2018		(97,517.12)	111,321.01			13,803.89
				<u>(97,517.12)</u>	<u>111,321.01</u>	<u>0.00</u>	<u>0.00</u>	
176818	WIOA ADMIN PY2016	2017		(41,869.63)	43,059.23			1,189.60
176818	WIOA ADMIN PY2016	2018	1,189.60	(16,539.37)	13,315.26			(2,034.51)
				<u>(58,409.00)</u>	<u>56,374.49</u>	<u>0.00</u>	<u>0.00</u>	
176821	WIOA DISLOCATED WORKER	2018		(95,836.27)	108,831.97			12,995.70
				<u>(95,836.27)</u>	<u>108,831.97</u>	<u>0.00</u>	<u>0.00</u>	
186037	2016 HAWAII SEVERE STORMS	2017		(6,038.93)	3,689,267.70			3,683,228.77
186037	2016 HAWAII SEVERE STORMS	2018	3,683,228.77					3,683,228.77
				<u>(6,038.93)</u>	<u>3,689,267.70</u>	<u>0.00</u>	<u>0.00</u>	
186785	HAWAII ST COMM/STATUS WOMEN	2018		0.00	1,196.16			1,196.16
				<u>0.00</u>	<u>1,196.16</u>	<u>0.00</u>	<u>0.00</u>	
186815	CDBG PROGRAM ADMIN FY18	2018		(221,105.46)	251,911.91			30,806.45
				<u>(221,105.46)</u>	<u>251,911.91</u>	<u>0.00</u>	<u>0.00</u>	
186818	WIOA ADMIN PY2017	2018		(3,563.81)	21,014.27			17,450.46
				<u>(3,563.81)</u>	<u>21,014.27</u>	<u>0.00</u>	<u>0.00</u>	
186819	2017 MADE IN MAUI CO FESTIVAL	2018		(5,000.00)				(5,000.00)
				<u>(5,000.00)</u>	<u>0.00</u>	<u>0.00</u>	<u>0.00</u>	

County of Maui

Office of the Mayor

Grant Revenues & Expenditures Quarterly Report - by Index and Fiscal Year as of 3/31/2018

Index	Index Title	FY	Beginning Fund Balance	Revenue	Expenditures	Transfers In	Transfers Out	Ending Fund Balance
196010	MOLOKAI TANKER - REPRG	2016			8,179.56			8,179.56
196010	MOLOKAI TANKER - REPRG	2017	8,179.56	(8,179.56)				0.00
				<u>(8,179.56)</u>	<u>8,179.56</u>	<u>0.00</u>	<u>0.00</u>	
196020	PROJECT IMPACT BDRC FEMA	2015	13,279.05					13,279.05
196020	PROJECT IMPACT BDRC FEMA	2016	13,279.05					13,279.05
196020	PROJECT IMPACT BDRC FEMA	2017	13,279.05		(13,279.05)			0.00
				<u>0.00</u>	<u>(13,279.05)</u>	<u>0.00</u>	<u>0.00</u>	
196037	STORMS 12/4-7/07 FEMA#1743DRHI	2015	(172,041.35)					(172,041.35)
196037	STORMS 12/4-7/07 FEMA#1743DRHI	2016	(172,041.35)		172,041.35			0.00
				<u>0.00</u>	<u>172,041.35</u>	<u>0.00</u>	<u>0.00</u>	
196205	HAZARD MITIGATN KULA AG PARK	2015	14,100.00	(181,924.00)	167,824.00			0.00
				<u>(181,924.00)</u>	<u>167,824.00</u>	<u>0.00</u>	<u>0.00</u>	
Grand Total				(10,038,747.67)	13,916,947.79	0.00	0.00	

County of Maui

Management

Grant Revenues & Expenditures Quarterly Report - by Index and Fiscal Year as of 3/31/2018

Index	Index Title	FY	Beginning Fund Balance	Revenue	Expenditures	Transfers In	Transfers Out	Ending Fund Balance
106055	ENERGY EMERGENCY PLANNING	2015	(4,575.09)					(4,575.09)
106055	ENERGY EMERGENCY PLANNING	2016	(4,575.09)		4,575.09			0.00
				0.00	4,575.09	0.00	0.00	
136801	DELL ONLINE SELF-DISPATCH PRG	2015	(6,130.00)	(21,147.71)				(27,277.71)
136801	DELL ONLINE SELF-DISPATCH PRG	2016	(27,277.71)	(210.00)				(27,487.71)
136801	DELL ONLINE SELF-DISPATCH PRG	2017	(27,487.71)	27,487.71				0.00
				6,130.00	0.00	0.00	0.00	
166802	HI INTEGRATED JUSTICE IS PRG	2016			27,840.00			27,840.00
166802	HI INTEGRATED JUSTICE IS PRG	2017	27,840.00	(27,840.00)				0.00
				(27,840.00)	27,840.00	0.00	0.00	
	Grand Total			(21,710.00)	32,415.09	0.00	0.00	

County of Maui

Prosecuting Attorney

Grant Revenues & Expenditures Quarterly Report - by Index and Fiscal Year as of 3/31/2018

Index	Index Title	FY	Beginning Fund Balance	Revenue	Expenditures	Transfers In	Transfers Out	Ending Fund Balance
106138	FOOD STAMP PRG PROSECUTIONS	2016		(283.17)	283.17			0.00
				<u>(283.17)</u>	<u>283.17</u>	<u>0.00</u>	<u>0.00</u>	
126174	DEFENDANT/WITNESS TRIAL PRG12	2015	.50	(.50)				0.00
				<u>(0.50)</u>	<u>0.00</u>	<u>0.00</u>	<u>0.00</u>	
126462	PROS ATTY ASSET FORFTRES ST12	2015		3,508.40				3,508.40
126462	PROS ATTY ASSET FORFTRES ST12	2016	3,508.40	(3,508.40)				0.00
				<u>0.00</u>	<u>0.00</u>	<u>0.00</u>	<u>0.00</u>	
136174	DEFENDANT/WITNESS TRIAL PRG	2015	287.24					287.24
136174	DEFENDANT/WITNESS TRIAL PRG	2016	287.24		(287.24)			0.00
				<u>0.00</u>	<u>(287.24)</u>	<u>0.00</u>	<u>0.00</u>	
136465	JUSTICE REINVEST INITIATIVE	2015	(10,139.62)		10,139.62			0.00
				<u>0.00</u>	<u>10,139.62</u>	<u>0.00</u>	<u>0.00</u>	
146601	DEFENDANT/WITNESS TRIAL PRG	2015	55,675.40	(54,394.36)	(1,891.04)			(610.00)
146601	DEFENDANT/WITNESS TRIAL PRG	2016	(610.00)		610.00			0.00
				<u>(54,394.36)</u>	<u>(1,281.04)</u>	<u>0.00</u>	<u>0.00</u>	
146602	VICTIM/WITNESS ASSISTANCE PRG	2015	(8,448.31)	(13,447.00)	21,198.57			(696.74)
146602	VICTIM/WITNESS ASSISTANCE PRG	2016	(696.74)		696.74			0.00
				<u>(13,447.00)</u>	<u>21,895.31</u>	<u>0.00</u>	<u>0.00</u>	
146603	CAREER CRIMINAL PROGRAM	2015	29,104.00	(29,104.00)				0.00
				<u>(29,104.00)</u>	<u>0.00</u>	<u>0.00</u>	<u>0.00</u>	
146607	CRIMINAL JUSTICE INFO SYSTEM	2015	14,473.48	(79,595.00)	84,772.54			19,651.02
146607	CRIMINAL JUSTICE INFO SYSTEM	2016	19,651.02	(44,389.00)	24,737.98			0.00
				<u>(123,984.00)</u>	<u>109,510.52</u>	<u>0.00</u>	<u>0.00</u>	
146609	SPCL NEEDS ADVOCACY PRG	2015	57,682.90	(177,015.00)	119,332.10			(0.00)
				<u>(177,015.00)</u>	<u>119,332.10</u>	<u>0.00</u>	<u>0.00</u>	
146622	DOMESTIC VIOLENCE INVESTIGATIO	2015	(228.48)	(37,113.00)	37,341.48			(0.00)
				<u>(37,113.00)</u>	<u>37,341.48</u>	<u>0.00</u>	<u>0.00</u>	
146623	PROSECUTORS HWY SFTY TRAIN'G	2015	1,141.38	(1,813.16)	671.78			0.00
				<u>(1,813.16)</u>	<u>671.78</u>	<u>0.00</u>	<u>0.00</u>	
156601	DEFENDANT/WITNESS TRIAL PRG	2015		(47,760.12)	65,628.92			17,868.80
156601	DEFENDANT/WITNESS TRIAL PRG	2016	17,868.80	(23,459.97)	5,591.17			(0.00)
				<u>(71,220.09)</u>	<u>71,220.09</u>	<u>0.00</u>	<u>0.00</u>	

County of Maui

Prosecuting Attorney

Grant Revenues & Expenditures Quarterly Report - by Index and Fiscal Year as of 3/31/2018

Index	Index Title	FY	Beginning Fund Balance	Revenue	Expenditures	Transfers In	Transfers Out	Ending Fund Balance
156602	VICTIM/WITNESS ASSISTANCE PRG	2015		(29,729.00)	40,347.86			10,618.86
156602	VICTIM/WITNESS ASSISTANCE PRG	2016	10,618.86	(28,648.00)	18,029.14			0.00
				<u>(58,377.00)</u>	<u>58,377.00</u>	<u>0.00</u>	<u>0.00</u>	
156603	CAREER CRIMINAL PROGRAM	2015		(130,262.00)	155,706.50	(32,662.33)		(7,217.83)
156603	CAREER CRIMINAL PROGRAM	2016	(7,217.83)		7,217.83			0.00
				<u>(130,262.00)</u>	<u>162,924.33</u>	<u>(32,662.33)</u>	<u>0.00</u>	
156608	E BYRNE MEMORIAL JAG FY15	2016			9,572.44			9,572.44
156608	E BYRNE MEMORIAL JAG FY15	2017	9,572.44					9,572.44
156608	E BYRNE MEMORIAL JAG FY15	2018	9,572.44		35,320.52			44,892.96
				<u>0.00</u>	<u>44,892.96</u>	<u>0.00</u>	<u>0.00</u>	
156609	SPCL NEEDS ADVOCACY PRG	2015		(193,003.57)	271,294.88			78,291.31
156609	SPCL NEEDS ADVOCACY PRG	2016	78,291.31	(95,252.00)	16,960.69			(0.00)
				<u>(288,255.57)</u>	<u>288,255.57</u>	<u>0.00</u>	<u>0.00</u>	
156610	ASSET FORFEITURES PROGRAM	2015		(103,530.00)	42,637.30			(60,892.70)
156610	ASSET FORFEITURES PROGRAM	2016	(60,892.70)	60,892.70				0.00
				<u>(42,637.30)</u>	<u>42,637.30</u>	<u>0.00</u>	<u>0.00</u>	
156611	MAUI PROSECUTORS TRAFFIC REC	2015			4,847.80			4,847.80
156611	MAUI PROSECUTORS TRAFFIC REC	2016	4,847.80	(4,847.80)				0.00
				<u>(4,847.80)</u>	<u>4,847.80</u>	<u>0.00</u>	<u>0.00</u>	
156620	E BYRNE/PROS OF DRUG CRIMES	2015			8,541.67			8,541.67
156620	E BYRNE/PROS OF DRUG CRIMES	2016	8,541.67	(125,501.00)	140,075.33			23,116.00
156620	E BYRNE/PROS OF DRUG CRIMES	2017	23,116.00	(23,116.00)				0.00
				<u>(148,617.00)</u>	<u>148,617.00</u>	<u>0.00</u>	<u>0.00</u>	
156622	DOMESTIC VIOLENCE INVESTIGATIO	2015			39,418.51			39,418.51
156622	DOMESTIC VIOLENCE INVESTIGATIO	2016	39,418.51	(51,289.00)	11,870.49			0.00
				<u>(51,289.00)</u>	<u>51,289.00</u>	<u>0.00</u>	<u>0.00</u>	
156623	HIGHWAY SAFETY GRANT	2015			12,441.54			12,441.54
156623	HIGHWAY SAFETY GRANT	2016	12,441.54	(19,082.72)	6,067.32			(573.86)
156623	HIGHWAY SAFETY GRANT	2017	(573.86)		573.86			0.00
				<u>(19,082.72)</u>	<u>19,082.72</u>	<u>0.00</u>	<u>0.00</u>	
156625	JUSTICE REINVEST INITIATIVE	2015		(63,332.00)	53,760.87			(9,571.13)
156625	JUSTICE REINVEST INITIATIVE	2016	(9,571.13)	9,571.13				0.00

County of Maui

Prosecuting Attorney

Grant Revenues & Expenditures Quarterly Report - by Index and Fiscal Year as of 3/31/2018

Index	Index Title	FY	Beginning Fund Balance	Revenue	Expenditures	Transfers In	Transfers Out	Ending Fund Balance
				(53,760.87)	53,760.87	0.00	0.00	
166826	ASSET FORFEITURES PROGRAM	2018		(40,000.00)	36,443.30			(3,556.70)
				(40,000.00)	36,443.30	0.00	0.00	
166835	SPCL NEEDS ADVOCACY PRG	2016		(247,183.00)	307,532.53			60,349.53
166835	SPCL NEEDS ADVOCACY PRG	2017	60,349.53	(63,557.00)	3,207.47			(0.00)
				(310,740.00)	310,740.00	0.00	0.00	
166836	ASSET FORFEITURES PROGRAM	2016		(20,565.14)	60,945.37			40,380.23
166836	ASSET FORFEITURES PROGRAM	2017	40,380.23	(39,532.77)	38,844.06			39,691.52
166836	ASSET FORFEITURES PROGRAM	2018	39,691.52	(38,150.83)	(1,540.69)			(0.00)
				(98,248.74)	98,248.74	0.00	0.00	
166871	VICTIM/WITNESS ASSISTANCE PRG	2016		(14,594.00)	51,509.34			36,915.34
166871	VICTIM/WITNESS ASSISTANCE PRG	2017	36,915.34	(43,783.00)	6,867.66			(0.00)
				(58,377.00)	58,377.00	0.00	0.00	
166872	CAREER CRIMINAL PROGRAM	2016		(130,262.00)	130,262.00			0.00
				(130,262.00)	130,262.00	0.00	0.00	
166873	DEFENDANT/WITNESS TRIAL PRG	2016		(21,581.21)	90,632.43			69,051.22
166873	DEFENDANT/WITNESS TRIAL PRG	2017	69,051.22	(75,289.31)	41,201.67			34,963.58
166873	DEFENDANT/WITNESS TRIAL PRG	2018	34,963.58	(63,551.13)	37,087.70			8,500.15
				(160,421.65)	168,921.80	0.00	0.00	
166875	HIGHWAY SAFETY/IMPAIRED DRVG	2016			7,629.64			7,629.64
166875	HIGHWAY SAFETY/IMPAIRED DRVG	2017	7,629.64	(13,826.42)	6,196.78			0.00
				(13,826.42)	13,826.42	0.00	0.00	
166876	HIGHWAY SAFETY/TRAFFIC RECORDS	2016			4,507.85			4,507.85
166876	HIGHWAY SAFETY/TRAFFIC RECORDS	2017	4,507.85	(10,445.36)	5,937.51			0.00
				(10,445.36)	10,445.36	0.00	0.00	
166877	SOH GRANT-IN-AID	2016			33,852.08			33,852.08
166877	SOH GRANT-IN-AID	2017	33,852.08		70,146.14			103,998.22
166877	SOH GRANT-IN-AID	2018	103,998.22	(79,304.79)	(24,693.43)			0.00
				(79,304.79)	79,304.79	0.00	0.00	
176835	SPCL NEEDS ADVOCACY PRG	2017		(178,007.00)	303,583.16			125,576.16
176835	SPCL NEEDS ADVOCACY PRG	2018	125,576.16	(133,793.00)	8,216.84			0.00
				(311,800.00)	311,800.00	0.00	0.00	

County of Maui

Prosecuting Attorney

Grant Revenues & Expenditures Quarterly Report - by Index and Fiscal Year as of 3/31/2018

Index	Index Title	FY	Beginning Fund Balance	Revenue	Expenditures	Transfers In	Transfers Out	Ending Fund Balance
176860	SPCL NEEDS ADVOC SUPPLEMENTAL	2017		(6,964.00)	78,767.97			71,803.97
176860	SPCL NEEDS ADVOC SUPPLEMENTAL	2018	71,803.97	(366,848.00)	372,163.55			77,119.52
				<u>(373,812.00)</u>	<u>450,931.52</u>	<u>0.00</u>	<u>0.00</u>	
176871	VICTIM/WITNESS ASSISTANCE PRG	2017		(46,215.00)	59,528.39			13,313.39
176871	VICTIM/WITNESS ASSISTANCE PRG	2018	13,313.39	(15,405.00)	2,091.61			0.00
				<u>(61,620.00)</u>	<u>61,620.00</u>	<u>0.00</u>	<u>0.00</u>	
176872	CAREER CRIMINAL PROGRAM	2017		(103,125.00)	137,499.00			34,374.00
176872	CAREER CRIMINAL PROGRAM	2018	34,374.00	(34,374.00)				0.00
				<u>(137,499.00)</u>	<u>137,499.00</u>	<u>0.00</u>	<u>0.00</u>	
176878	DPA 2017 TRAFFIC RECORDS	2017			227.40			227.40
176878	DPA 2017 TRAFFIC RECORDS	2018	227.40	(9,862.52)	9,635.12			0.00
				<u>(9,862.52)</u>	<u>9,862.52</u>	<u>0.00</u>	<u>0.00</u>	
176879	DOMESTIC VIOLENCE INVESTIGATIO	2017		(52,401.00)	53,382.00			981.00
176879	DOMESTIC VIOLENCE INVESTIGATIO	2018	981.00	(981.00)				0.00
				<u>(53,382.00)</u>	<u>53,382.00</u>	<u>0.00</u>	<u>0.00</u>	
176880	MAUI PROSECUTORS OFFICE	2017			6,923.44			6,923.44
176880	MAUI PROSECUTORS OFFICE	2018	6,923.44	(13,862.85)	6,939.41			0.00
				<u>(13,862.85)</u>	<u>13,862.85</u>	<u>0.00</u>	<u>0.00</u>	
186871	VICTIM/WITNESS ASSISTANCE PRG	2018		(43,782.00)	61,130.89			17,348.89
				<u>(43,782.00)</u>	<u>61,130.89</u>	<u>0.00</u>	<u>0.00</u>	
186872	CAREER CRIMINAL PROGRAM	2018		(97,696.00)	106,874.76			9,178.76
				<u>(97,696.00)</u>	<u>106,874.76</u>	<u>0.00</u>	<u>0.00</u>	
186878	DPA 2018 TRAFFIC RECORDS	2018		0.00	6,548.80			6,548.80
					<u>6,548.80</u>	<u>0.00</u>	<u>0.00</u>	
186879	DOMESTIC VIOLENCE INVESTIGATIO	2018		(44,380.00)	53,022.00			8,642.00
				<u>(44,380.00)</u>	<u>53,022.00</u>	<u>0.00</u>	<u>0.00</u>	
196071	VICTIM WITNESS BOOKS	2015	(7,280.00)					(7,280.00)
196071	VICTIM WITNESS BOOKS	2016	(7,280.00)		(7,465.39)			(14,745.39)
196071	VICTIM WITNESS BOOKS	2017	(14,745.39)	14,745.39				0.00
				<u>14,745.39</u>	<u>(7,465.39)</u>	<u>0.00</u>	<u>0.00</u>	
Grand Total				(3,340,080.48)	3,409,148.70	(32,662.33)	0.00	

County of Maui

Finance		Grant Revenues & Expenditures Quarterly Report - by Index and Fiscal Year as of 3/31/2018						
Index	Index Title	FY	Beginning Fund Balance	Revenue	Expenditures	Transfers In	Transfers Out	Ending Fund Balance
136407	STATE MOTOR VEHICLE REG FY13	2015	21,181.35	(21,181.35)	0.00	0.00	0.00	0.00
136408	STATE IDENTIFICATION PROGRAM	2015	29,719.03	(29,719.03)	0.00	0.00	0.00	0.00
136415	PERIODIC MTR VEH INSPTN FY13	2015	2,465.24	(2,465.24)	0.00	0.00	0.00	0.00
136423	COMML DRIVER'S LICENSE FY13	2015	10,510.96	(10,510.96)	0.00	0.00	0.00	0.00
146701	COMML DRIVER'S LICENSE FY14	2015	(3,908.93)	(27,450.52)	31,359.45	0.00	0.00	0.00
146702	PERIODIC MTR VEH INSPTN FY14	2015	(32,000.40)	23,388.80	8,611.60	0.00	0.00	(0.00)
146703	STATE IDENTIFICATION PROGRAM	2015	(30,468.71)	27,636.45	2,832.26	0.00	0.00	0.00
146706	STATE MOTOR VEH REGISTRATION	2015	42,698.44	(48,721.44)	6,023.00	0.00	0.00	0.00
156701	COMML DRIVER'S LICENSE FY15	2015		(482,132.07)	482,132.07	0.00	0.00	0.00
156702	PERIODIC MTR VEH INSPTN FY15	2015		(432,067.40)	432,067.40	0.00	0.00	(0.00)
156706	STATE MOTOR VEH REGISTRATION	2015		(255,073.47)	255,073.47	0.00	0.00	0.00
156707	STATE IDENTIFICATION PROGRAM	2015		(222,471.82)	222,471.82	0.00	0.00	0.00
166725	COMML DRIVER'S LICENSE FY16	2016		(458,147.20)	458,147.20	0.00	0.00	(0.00)
166726	PERIODIC MTR VEH INSPTN FY16	2016		(453,167.35)	453,167.35	0.00	0.00	0.00
166727	STATE IDENTIFICATION PROGRAM	2016		(225,882.58)	225,882.58			0.00
166727	STATE IDENTIFICATION PROGRAM	2017			445.29			445.29
166727	STATE IDENTIFICATION PROGRAM	2018	445.29					445.29

County of Maui

Finance		Grant Revenues & Expenditures Quarterly Report - by Index and Fiscal Year as of 3/31/2018						
Index	Index Title	FY	Beginning Fund Balance	Revenue	Expenditures	Transfers In	Transfers Out	Ending Fund Balance
				(225,882.58)	226,327.87	0.00	0.00	
166728	STATE MOTOR VEH REGISTRATION	2016		(301,233.42)	301,233.42			0.00
				(301,233.42)	301,233.42	0.00	0.00	
176724	STATE DISABILITY & COMM	2018			40.00			40.00
				0.00	40.00	0.00	0.00	
176725	COMML DRIVER'S LICENSE FY17	2017		(505,179.02)	505,179.02			(0.00)
				(505,179.02)	505,179.02	0.00	0.00	
176726	PERIODIC MTR VEH INSPTN FY17	2017		(444,981.70)	444,981.70			0.00
				(444,981.70)	444,981.70	0.00	0.00	
176727	STATE IDENTIFICATION PROGRAM	2017		(192,786.43)	192,786.43			(0.00)
				(192,786.43)	192,786.43	0.00	0.00	
176728	STATE MOTOR VEH REGISTRATION	2017		(310,067.83)	310,067.83			0.00
				(310,067.83)	310,067.83	0.00	0.00	
186734	STATE DISABILITY & COMM	2018			9,139.35			9,139.35
				0.00	9,139.35	0.00	0.00	
186735	COMML DRIVER'S LICENSE FY18	2018		(393,598.92)	393,598.92			0.00
				(393,598.92)	393,598.92	0.00	0.00	
186736	PERIODIC MTR VEH INSPTN FY18	2018		(353,691.33)	353,691.33			0.00
				(353,691.33)	353,691.33	0.00	0.00	
186739	STATE IDENTIFICATION PROGRAM	2018		(149,197.25)	149,197.25			0.00
				(149,197.25)	149,197.25	0.00	0.00	
186740	STATE MOTOR VEH REGISTRATION	2018		(231,647.39)	231,647.39			(0.00)
				(231,647.39)	231,647.39	0.00	0.00	
	Grand Total			(5,500,348.47)	5,469,776.13	0.00	0.00	

County of Maui

Planning		Grant Revenues & Expenditures Quarterly Report - by Index and Fiscal Year as of 3/31/2018						
Index	Index Title	FY	Beginning Fund Balance	Revenue	Expenditures	Transfers In	Transfers Out	Ending Fund Balance
116204	PRIVATE DONATION-PLNNG-HUTAFF	2015	(51.74)					(51.74)
116204	PRIVATE DONATION-PLNNG-HUTAFF	2016	(51.74)		51.74			0.00
				<u>0.00</u>	<u>51.74</u>	<u>0.00</u>	<u>0.00</u>	
146901	COASTAL ZONE MANAGEMENT PRG	2015	124,748.22	(338,696.99)	7,172.00			(206,776.77)
146901	COASTAL ZONE MANAGEMENT PRG	2016	(206,776.77)		206,776.77			0.00
				<u>(338,696.99)</u>	<u>213,948.77</u>	<u>0.00</u>	<u>0.00</u>	
146905	UH SEA GRANT COLLEGE PROGRAM	2015		(65,375.00)	63,018.58			(2,356.42)
146905	UH SEA GRANT COLLEGE PROGRAM	2016	(2,356.42)		2,356.42			0.00
				<u>(65,375.00)</u>	<u>65,375.00</u>	<u>0.00</u>	<u>0.00</u>	
156800	COASTAL ZONE MANAGEMENT FY15	2015			179,312.79			179,312.79
156800	COASTAL ZONE MANAGEMENT FY15	2016	179,312.79	(339,286.41)	159,973.62			0.00
				<u>(339,286.41)</u>	<u>339,286.41</u>	<u>0.00</u>	<u>0.00</u>	
156802	CERTIFIED LOCAL GOVT PRG	2015		(8,677.02)				(8,677.02)
156802	CERTIFIED LOCAL GOVT PRG	2016	(8,677.02)					(8,677.02)
156802	CERTIFIED LOCAL GOVT PRG	2017	(8,677.02)		8,677.02			0.00
				<u>(8,677.02)</u>	<u>8,677.02</u>	<u>0.00</u>	<u>0.00</u>	
166801	COASTAL ZONE MANAGEMENT FY16	2016			194,616.43			194,616.43
166801	COASTAL ZONE MANAGEMENT FY16	2017	194,616.43	(338,948.24)	144,331.81			0.00
				<u>(338,948.24)</u>	<u>338,948.24</u>	<u>0.00</u>	<u>0.00</u>	
176801	COASTAL ZONE MANAGEMENT FY17	2017			218,497.97			218,497.97
176801	COASTAL ZONE MANAGEMENT FY17	2018	218,497.97		9,453.92			227,951.89
				<u>0.00</u>	<u>227,951.89</u>	<u>0.00</u>	<u>0.00</u>	
186801	COASTAL ZONE MANAGEMENT FY18	2018			169,538.89			169,538.89
				<u>0.00</u>	<u>169,538.89</u>	<u>0.00</u>	<u>0.00</u>	
	Grand Total			(1,090,983.66)	1,363,777.96	0.00	0.00	

County of Maui

Grant Revenues & Expenditures Quarterly Report - by Index and Fiscal Year as of 3/31/2018

Police

Index	Index Title	FY	Beginning Fund Balance	Revenue	Expenditures	Transfers In	Transfers Out	Ending Fund Balance
106521	G.R.E.A.T ATC000110	2015	304.39					304.39
106521	G.R.E.A.T ATC000110	2016	304.39		(304.39)			0.00
				0.00	(304.39)	0.00	0.00	
106806	D.A.R.E.(DOE)FY10 MOA DO413#5	2015	479.33					479.33
106806	D.A.R.E.(DOE)FY10 MOA DO413#5	2016	479.33		(479.33)			0.00
				0.00	(479.33)	0.00	0.00	
116333	JUVENILE ACCT INCENTIVE DHS01	2015	658.84					658.84
116333	JUVENILE ACCT INCENTIVE DHS01	2016	658.84		(658.84)			0.00
				0.00	(658.84)	0.00	0.00	
116355	MAUI CHILD PASSENGER SAFTEY	2015	(541.18)					(541.18)
116355	MAUI CHILD PASSENGER SAFTEY	2016	(541.18)		541.18			0.00
				0.00	541.18	0.00	0.00	
116363	COPS HIRING PROGRAM	2015	133,325.64	(230,035.92)	96,710.28			0.00
				(230,035.92)	96,710.28	0.00	0.00	
116500	COPS TECHNOLOGY GRANT USDJUSTC	2015	(462.69)					(462.69)
116500	COPS TECHNOLOGY GRANT USDJUSTC	2016	(462.69)		462.69			0.00
				0.00	462.69	0.00	0.00	
116510	BULLETPROOF VEST GRNT USDJUSTC	2015	(13,085.32)					(13,085.32)
116510	BULLETPROOF VEST GRNT USDJUSTC	2016	(13,085.32)		13,085.32			0.00
				0.00	13,085.32	0.00	0.00	
116705	YOUTH GANG DHS-2000-OYS-8048	2015	194.79					194.79
116705	YOUTH GANG DHS-2000-OYS-8048	2016	194.79		(194.79)			0.00
				0.00	(194.79)	0.00	0.00	
116904	SAFE & DRUG FREE SCHLS #2 DHS	2015	(252.05)					(252.05)
116904	SAFE & DRUG FREE SCHLS #2 DHS	2016	(252.05)		252.05			0.00
				0.00	252.05	0.00	0.00	
126300	LLE BLOCK GRANT 2001-LB-BX1458	2015	132.23					132.23
126300	LLE BLOCK GRANT 2001-LB-BX1458	2016	132.23		(132.23)			0.00
				0.00	(132.23)	0.00	0.00	
126331	MPD ROADBLOCK PROGRAM	2015	322.12					322.12
126331	MPD ROADBLOCK PROGRAM	2016	322.12		(322.12)			0.00
				0.00	(322.12)	0.00	0.00	

County of Maui

Police		Grant Revenues & Expenditures Quarterly Report - by Index and Fiscal Year as of 3/31/2018						
Index	Index Title	FY	Beginning Fund Balance	Revenue	Expenditures	Transfers In	Transfers Out	Ending Fund Balance
126333	JUV ACT/INC BG DHS-2-OYS-1160A	2015	(7,482.95)					(7,482.95)
126333	JUV ACT/INC BG DHS-2-OYS-1160A	2016	(7,482.95)		7,482.95			0.00
				0.00	7,482.95	0.00	0.00	
126335	JUV ACT/INC BG DHS-2-OYS-1160B	2015	(579.95)					(579.95)
126335	JUV ACT/INC BG DHS-2-OYS-1160B	2016	(579.95)		579.95			0.00
				0.00	579.95	0.00	0.00	
126340	PROHIBITING ALCOHOL SALES TO M	2015	99.31					99.31
126340	PROHIBITING ALCOHOL SALES TO M	2016	99.31					99.31
126340	PROHIBITING ALCOHOL SALES TO M	2017	99.31		(99.31)			0.00
				0.00	(99.31)	0.00	0.00	
126344	MAUI SAFECOMM SPEED	2015	(1,176.53)					(1,176.53)
126344	MAUI SAFECOMM SPEED	2016	(1,176.53)		1,176.53			0.00
				0.00	1,176.53	0.00	0.00	
126355	KEIKI INJURY PRTCTN CLTN	2015	2,383.19					2,383.19
126355	KEIKI INJURY PRTCTN CLTN	2016	2,383.19		(2,383.19)			0.00
				0.00	(2,383.19)	0.00	0.00	
126356	MAUI SEAT BELT ENFORCEMNT	2015	11,869.64					11,869.64
126356	MAUI SEAT BELT ENFORCEMNT	2016	11,869.64		(11,869.64)			0.00
				0.00	(11,869.64)	0.00	0.00	
126365	FED EQT/SHARING FORFEITURE POL	2015	(863.82)					(863.82)
126365	FED EQT/SHARING FORFEITURE POL	2016	(863.82)					(863.82)
126365	FED EQT/SHARING FORFEITURE POL	2017	(863.82)					(863.82)
126365	FED EQT/SHARING FORFEITURE POL	2018	(863.82)	863.82				0.00
				863.82	0.00	0.00	0.00	
126399	911 EMERGENCY MEDICAL FY02	2015	(1,200.00)					(1,200.00)
126399	911 EMERGENCY MEDICAL FY02	2016	(1,200.00)		1,200.00			0.00
				0.00	1,200.00	0.00	0.00	
126430	CLANDSTINE LAB RSPNSE TM00DB18	2015	275.72					275.72
126430	CLANDSTINE LAB RSPNSE TM00DB18	2016	275.72		(275.72)			0.00
				0.00	(275.72)	0.00	0.00	
126501	COPS IN SCHOOL AWARD	2015	(38,462.46)					(38,462.46)
126501	COPS IN SCHOOL AWARD	2016	(38,462.46)		38,462.46			0.00

County of Maui

Police		Grant Revenues & Expenditures Quarterly Report - by Index and Fiscal Year as of 3/31/2018						
Index	Index Title	FY	Beginning Fund Balance	Revenue	Expenditures	Transfers In	Transfers Out	Ending Fund Balance
				0.00	38,462.46	0.00	0.00	
126505	S/W MARIJUANA ERAD #01-DB-4	2015	829.73					829.73
126505	S/W MARIJUANA ERAD #01-DB-4	2016	829.73		(829.73)			0.00
				0.00	(829.73)	0.00	0.00	
126550	MARIJUANA ERADICATION DEA 2002	2015	(1,034.82)					(1,034.82)
126550	MARIJUANA ERADICATION DEA 2002	2016	(1,034.82)					(1,034.82)
126550	MARIJUANA ERADICATION DEA 2002	2017	(1,034.82)		1,034.82			0.00
				0.00	1,034.82	0.00	0.00	
126901	SW NARCOTICS TASK FORCE 01DB11	2015	6,500.00					6,500.00
126901	SW NARCOTICS TASK FORCE 01DB11	2016	6,500.00		(6,500.00)			0.00
				0.00	(6,500.00)	0.00	0.00	
126903	SAFE/DRUG FREE SCHOOLS #3 DHS	2015	4,291.33					4,291.33
126903	SAFE/DRUG FREE SCHOOLS #3 DHS	2016	4,291.33		(4,291.33)			0.00
				0.00	(4,291.33)	0.00	0.00	
126905	D.A.R.E.PRGRM(DOE) 02 #18475	2015	1,338.75					1,338.75
126905	D.A.R.E.PRGRM(DOE) 02 #18475	2016	1,338.75		(1,338.75)			0.00
				0.00	(1,338.75)	0.00	0.00	
126908	TRAINING GRANTS-SOH VARIOUS	2015	9,815.45		203.00			10,018.45
126908	TRAINING GRANTS-SOH VARIOUS	2016	10,018.45		(1,154.95)			8,863.50
126908	TRAINING GRANTS-SOH VARIOUS	2017	8,863.50					8,863.50
126908	TRAINING GRANTS-SOH VARIOUS	2018	8,863.50		(8,863.50)			0.00
				0.00	(9,815.45)	0.00	0.00	
136177	VAWA/SEXUAL ASSAULT EXAMINATIO	2015	24,760.31	(27,719.00)	2,958.69			0.00
				(27,719.00)	2,958.69	0.00	0.00	
136301	STATE E911 WIRELESS COMMISSIO	2015	(10,562.57)					(10,562.57)
136301	STATE E911 WIRELESS COMMISSIO	2016	(10,562.57)		2,466.66			(8,095.91)
136301	STATE E911 WIRELESS COMMISSIO	2017	(8,095.91)		(1,179.73)			(9,275.64)
136301	STATE E911 WIRELESS COMMISSIO	2018	(9,275.64)	9,275.64				0.00
				9,275.64	1,286.93	0.00	0.00	
136302	VAWA/DOMESTIC VIOLENCE OUTREAC	2015	240.48	(14,000.00)	16,979.63			3,220.11
136302	VAWA/DOMESTIC VIOLENCE OUTREAC	2016	3,220.11	(24,000.00)	24,573.89			3,794.00
136302	VAWA/DOMESTIC VIOLENCE OUTREAC	2017	3,794.00	(3,794.00)				0.00

County of Maui

Police		Grant Revenues & Expenditures Quarterly Report - by Index and Fiscal Year as of 3/31/2018						
Index	Index Title	FY	Beginning Fund Balance	Revenue	Expenditures	Transfers In	Transfers Out	Ending Fund Balance
				(41,794.00)	41,553.52	0.00	0.00	
136303	HIGH INTENSITY DRUG TRAFFICKIN	2015	9,616.40	(46,123.39)	33,506.99			(3,000.00)
136303	HIGH INTENSITY DRUG TRAFFICKIN	2016	(3,000.00)	3,000.00				0.00
				(43,123.39)	33,506.99	0.00	0.00	
136304	JUVENILE ACCT INCENTIVE BLCK	2015	(3,162.20)		3,162.20			0.00
				0.00	3,162.20	0.00	0.00	
136330	DOH-ADAD TOBACCO SALES-MINORS	2015	(1,015.70)					(1,015.70)
136330	DOH-ADAD TOBACCO SALES-MINORS	2016	(1,015.70)		1,015.70			0.00
				0.00	1,015.70	0.00	0.00	
136331	MPD ROADBLOCK PROGRAM	2015	6,926.72	(8,314.20)	1,387.48			0.00
				(8,314.20)	1,387.48	0.00	0.00	
136333	JUV ACT/INCNTV B/G PROJ#P.O.I.	2015	(6,678.32)					(6,678.32)
136333	JUV ACT/INCNTV B/G PROJ#P.O.I.	2016	(6,678.32)		6,678.32			0.00
				0.00	6,678.32	0.00	0.00	
136335	J/ACT/INCNTV/BG PROJ#COMP STRA	2015	(2,226.75)					(2,226.75)
136335	J/ACT/INCNTV/BG PROJ#COMP STRA	2016	(2,226.75)		2,226.75			0.00
				0.00	2,226.75	0.00	0.00	
136344	MAUI SAFE COMM SPEED	2015	(3,110.54)		(414.99)			(3,525.53)
136344	MAUI SAFE COMM SPEED	2016	(3,525.53)		3,525.53			0.00
				0.00	3,110.54	0.00	0.00	
136349	MAUI SPEED ENFORCEMENT	2015	(7,293.90)	8,314.20	(1,020.30)			0.00
				8,314.20	(1,020.30)	0.00	0.00	
136351	MPD DATA RECORDS	2015	6,224.00		(6,224.00)			0.00
				0.00	(6,224.00)	0.00	0.00	
136356	MPD SEATBELT PROGRAM	2015	(32,203.19)					(32,203.19)
136356	MPD SEATBELT PROGRAM	2016	(32,203.19)		32,203.19			0.00
				0.00	32,203.19	0.00	0.00	
136365	FED EQT/SHARING FORFEITURE POL	2015	(134.78)					(134.78)
136365	FED EQT/SHARING FORFEITURE POL	2016	(134.78)					(134.78)
136365	FED EQT/SHARING FORFEITURE POL	2017	(134.78)					(134.78)
136365	FED EQT/SHARING FORFEITURE POL	2018	(134.78)	134.78				0.00
				134.78	0.00	0.00	0.00	

County of Maui

Grant Revenues & Expenditures Quarterly Report - by Index and Fiscal Year as of 3/31/2018

Police

Index	Index Title	FY	Beginning Fund Balance	Revenue	Expenditures	Transfers In	Transfers Out	Ending Fund Balance
136399	911 EMS FY03LOG#98-320 MOD#5	2015	67,631.31					67,631.31
136399	911 EMS FY03LOG#98-320 MOD#5	2016	67,631.31		(67,631.31)			0.00
				0.00	(67,631.31)	0.00	0.00	
136537	DOH PROHIBITING TOBACCO SALES	2015		(1,625.77)	1,625.77			0.00
				(1,625.77)	1,625.77	0.00	0.00	
136902	TRAINING GRANTS FY2013	2015	(3,273.35)					(3,273.35)
136902	TRAINING GRANTS FY2013	2016	(3,273.35)					(3,273.35)
136902	TRAINING GRANTS FY2013	2017	(3,273.35)					(3,273.35)
136902	TRAINING GRANTS FY2013	2018	(3,273.35)		3,273.35			0.00
				0.00	3,273.35	0.00	0.00	
136907	HAWAII NARCOTICS TASK FORCE	2015	9,592.03	(26,469.00)	16,876.97			0.00
				(26,469.00)	16,876.97	0.00	0.00	
136910	HI INTRAGENCY MOBLE POLICE 02	2015	(2,506.82)					(2,506.82)
136910	HI INTRAGENCY MOBLE POLICE 02	2016	(2,506.82)					(2,506.82)
136910	HI INTRAGENCY MOBLE POLICE 02	2017	(2,506.82)					(2,506.82)
136910	HI INTRAGENCY MOBLE POLICE 02	2018	(2,506.82)		2,506.82			0.00
				0.00	2,506.82	0.00	0.00	
146026	TRAINING GRANTS FY2014	2015	4,197.47	(4,480.40)	66.80			(216.13)
146026	TRAINING GRANTS FY2014	2016	(216.13)					(216.13)
146026	TRAINING GRANTS FY2014	2017	(216.13)					(216.13)
146026	TRAINING GRANTS FY2014	2018	(216.13)		216.13			0.00
				(4,480.40)	282.93	0.00	0.00	
146030	STATE E911 WIRELESS COMMISSION	2015	103,873.53	(147,604.59)	43,080.84			(650.22)
146030	STATE E911 WIRELESS COMMISSION	2016	(650.22)	712.20	(61.98)			0.00
				(146,892.39)	43,018.86	0.00	0.00	
146031	911 EMERGENCY MEDICAL SVC	2015	38,556.72	(51,881.09)	13,324.37			0.00
				(51,881.09)	13,324.37	0.00	0.00	
146033	MPD TRAFFIC SERVICES	2015	13,090.21	(35,459.71)	22,369.50			0.00
				(35,459.71)	22,369.50	0.00	0.00	
146034	DISTRACTED DRIVING ENFORCEMENT	2015	18,466.10	(27,890.97)	9,424.87			(0.00)
				(27,890.97)	9,424.87	0.00	0.00	
146037	FFY14 MPD SEAT BELT PROGRAM	2015	11,050.82	(26,547.23)	15,496.41			0.00

County of Maui

Grant Revenues & Expenditures Quarterly Report - by Index and Fiscal Year as of 3/31/2018

Police

Index	Index Title	FY	Beginning Fund Balance	Revenue	Expenditures	Transfers In	Transfers Out	Ending Fund Balance
				(26,547.23)	15,496.41	0.00	0.00	
146038	FFY14 SPEED ENFORCEMENT	2015	20,825.10	(53,209.42)	32,384.32			0.00
				(53,209.42)	32,384.32	0.00	0.00	
146039	FFY14 MPD TRAFFIC DATA RECORDS	2015	791.60	(1,562.80)	771.20			0.00
				(1,562.80)	771.20	0.00	0.00	
146042	MPD CHILD RESTRAINT PROJECT	2015	5,915.55	(13,862.77)	8,031.72			84.50
146042	MPD CHILD RESTRAINT PROJECT	2016	84.50		(84.50)			0.00
				(13,862.77)	7,947.22	0.00	0.00	
146044	MPD ROADBLOCK PROGRAM	2015	50,656.39	(104,210.37)	53,553.98			0.00
				(104,210.37)	53,553.98	0.00	0.00	
146045	VIOLENCE AGAINST WOMEN ACT	2015	3,552.68	(6,000.00)	17,813.43			15,366.11
146045	VIOLENCE AGAINST WOMEN ACT	2016	15,366.11	(25,000.00)	10,750.15			1,116.26
146045	VIOLENCE AGAINST WOMEN ACT	2017	1,116.26	(10,000.00)	8,883.74			0.00
				(41,000.00)	37,447.32	0.00	0.00	
146046	JUVENILE ACCT INCENTIVE BLCK	2015	11,230.31	(43,259.99)	39,881.13			7,851.45
146046	JUVENILE ACCT INCENTIVE BLCK	2016	7,851.45	(8,136.30)	284.85			0.00
				(51,396.29)	40,165.98	0.00	0.00	
146047	SW MARIJUANA ERADICATION	2015	320.96	(3,000.00)	4,335.91			1,656.87
146047	SW MARIJUANA ERADICATION	2016	1,656.87	(43,727.00)	42,070.13			0.00
				(46,727.00)	46,406.04	0.00	0.00	
146051	DOMESTIC CANNABIS DEA	2015	(86,815.84)	33,347.54	53,468.30			0.00
				33,347.54	53,468.30	0.00	0.00	
146053	E BYRNE/EPIC AWARENESS	2015		(13,000.00)	14,430.61			1,430.61
146053	E BYRNE/EPIC AWARENESS	2016	1,430.61	(90,944.08)	89,513.47			0.00
				(103,944.08)	103,944.08	0.00	0.00	
146365	POLICE FORFEITURES	2015	(9,175.25)					(9,175.25)
146365	POLICE FORFEITURES	2016	(9,175.25)					(9,175.25)
146365	POLICE FORFEITURES	2017	(9,175.25)					(9,175.25)
146365	POLICE FORFEITURES	2018	(9,175.25)		(45,460.45)			(54,635.70)
				0.00	(45,460.45)	0.00	0.00	
146400	911 EMS DOH 04 LOG#04-337	2015	22,572.34					22,572.34
146400	911 EMS DOH 04 LOG#04-337	2016	22,572.34		(22,572.34)			0.00

County of Maui

Police		Grant Revenues & Expenditures Quarterly Report - by Index and Fiscal Year as of 3/31/2018						
Index	Index Title	FY	Beginning Fund Balance	Revenue	Expenditures	Transfers In	Transfers Out	Ending Fund Balance
				0.00	(22,572.34)	0.00	0.00	
146502	ANALYTICAL EQUIP & INFO MGT SY	2015	4,813.63					4,813.63
146502	ANALYTICAL EQUIP & INFO MGT SY	2016	4,813.63		(4,813.63)			0.00
				0.00	(4,813.63)	0.00	0.00	
146550	MARIJUANA ERADCTN DEA 2003-51	2015	(6,254.17)					(6,254.17)
146550	MARIJUANA ERADCTN DEA 2003-51	2016	(6,254.17)		322.43			(5,931.74)
146550	MARIJUANA ERADCTN DEA 2003-51	2017	(5,931.74)		5,931.74			0.00
				0.00	6,254.17	0.00	0.00	
146553	DOMESTIC CANNABIS DEA 2004-53	2015	(13,771.67)					(13,771.67)
146553	DOMESTIC CANNABIS DEA 2004-53	2016	(13,771.67)	12,939.15	832.52			0.00
				12,939.15	832.52	0.00	0.00	
156024	TRAINING GRANTS FY2015	2015		(1,921.87)	12,185.39			10,263.52
156024	TRAINING GRANTS FY2015	2016	10,263.52		(4,184.58)			6,078.94
156024	TRAINING GRANTS FY2015	2017	6,078.94					6,078.94
156024	TRAINING GRANTS FY2015	2018	6,078.94		(6,078.94)			0.00
				(1,921.87)	1,921.87	0.00	0.00	
156030	STATE E911 WIRELESS COMMISSION	2015		(602,095.99)	1,127,334.49			525,238.50
156030	STATE E911 WIRELESS COMMISSION	2016	525,238.50	(498,495.20)	283.19			27,026.49
156030	STATE E911 WIRELESS COMMISSION	2017	27,026.49					27,026.49
156030	STATE E911 WIRELESS COMMISSION	2018	27,026.49					27,026.49
				(1,100,591.19)	1,127,617.68	0.00	0.00	
156031	911 EMERGENCY MEDICAL SVC	2015		(250,180.18)	326,103.09			75,922.91
156031	911 EMERGENCY MEDICAL SVC	2016	75,922.91	(91,007.41)	15,084.50			(0.00)
				(341,187.59)	341,187.59	0.00	0.00	
156033	MPD TRAFFIC SERVICES	2015			33,897.68			33,897.68
156033	MPD TRAFFIC SERVICES	2016	33,897.68	(37,104.52)	3,206.84			0.00
				(37,104.52)	37,104.52	0.00	0.00	
156035	PROHIBIT TOBACCO SALES TO M	2016		(8,921.91)	10,676.39			1,754.48
156035	PROHIBIT TOBACCO SALES TO M	2017	1,754.48	(1,754.48)				0.00
				(10,676.39)	10,676.39	0.00	0.00	
156037	FFY15 MPD SEAT BELT PROGRAM	2015		(17,984.56)	29,143.32			11,158.76
156037	FFY15 MPD SEAT BELT PROGRAM	2016	11,158.76	(23,931.08)	12,772.32			(0.00)

County of Maui

Grant Revenues & Expenditures Quarterly Report - by Index and Fiscal Year as of 3/31/2018

Police

Index	Index Title	FY	Beginning Fund Balance	Revenue	Expenditures	Transfers In	Transfers Out	Ending Fund Balance
				(41,915.64)	41,915.64	0.00	0.00	
156038	FFY15 SPEED ENFORCEMENT	2015		(4,085.65)	28,065.89			23,980.24
156038	FFY15 SPEED ENFORCEMENT	2016	23,980.24	(43,009.95)	19,029.71			0.00
				(47,095.60)	47,095.60	0.00	0.00	
156039	FFY15 MPD TRAFFIC DATA RECORDS	2015		(6,002.78)	16,714.91			10,712.13
156039	FFY15 MPD TRAFFIC DATA RECORDS	2016	10,712.13	(29,412.38)	18,700.25			0.00
				(35,415.16)	35,415.16	0.00	0.00	
156040	DISTRACTED DRIVING ENFORCEMENT	2015		(91.50)	91.50			0.00
156040	DISTRACTED DRIVING ENFORCEMENT	2016		(2,049.41)	2,049.41			0.00
				(2,140.91)	2,140.91	0.00	0.00	
156044	MPD ROADBLOCK PROGRAM	2015		(54,578.20)	135,106.29			80,528.09
156044	MPD ROADBLOCK PROGRAM	2016	80,528.09	(203,039.80)	122,511.71			0.00
				(257,618.00)	257,618.00	0.00	0.00	
156046	KALO PROGRAM	2015		(66,037.64)	88,874.28			22,836.64
156046	KALO PROGRAM	2016	22,836.64	(22,962.36)	125.72			0.00
				(89,000.00)	89,000.00	0.00	0.00	
156051	DOMESTIC CANNABIS DEA	2015		(90,000.00)	1,637.82			(88,362.18)
156051	DOMESTIC CANNABIS DEA	2016	(88,362.18)		88,362.18			0.00
				(90,000.00)	90,000.00	0.00	0.00	
156053	HAWAII NARCOTICS TASK FORCE	2015		(11,000.00)	16,389.96			5,389.96
156053	HAWAII NARCOTICS TASK FORCE	2016	5,389.96	(19,510.00)	14,120.04			0.00
				(30,510.00)	30,510.00	0.00	0.00	
156054	HIGH INTENSITY DRUG TRAFFICKIN	2015		(32,277.00)	65,295.78			33,018.78
156054	HIGH INTENSITY DRUG TRAFFICKIN	2016	33,018.78	(164,110.00)	131,091.22			(0.00)
				(196,387.00)	196,387.00	0.00	0.00	
156056	MPD CHILD RESTRAINT PROJ	2015		(5,511.83)	12,236.72			6,724.89
156056	MPD CHILD RESTRAINT PROJ	2016	6,724.89	(14,899.11)	8,174.22			0.00
				(20,410.94)	20,410.94	0.00	0.00	
156058	JUVENILE ACCT INCENTIVE BLCK	2015			4,492.24			4,492.24
156058	JUVENILE ACCT INCENTIVE BLCK	2016	4,492.24	(60,248.67)	70,770.76			15,014.33
156058	JUVENILE ACCT INCENTIVE BLCK	2017	15,014.33	(15,014.33)				0.00
				(75,263.00)	75,263.00	0.00	0.00	

County of Maui

Grant Revenues & Expenditures Quarterly Report - by Index and Fiscal Year as of 3/31/2018

Police

Index	Index Title	FY	Beginning Fund Balance	Revenue	Expenditures	Transfers In	Transfers Out	Ending Fund Balance
156333	JUV/ACT/BG POI DHS-05-OYS-2153	2015	(4,956.25)					(4,956.25)
156333	JUV/ACT/BG POI DHS-05-OYS-2153	2016	(4,956.25)		4,956.25			0.00
				0.00	4,956.25	0.00	0.00	
156522	G.R.E.A.T. ATF 2004-JV-FX-0133	2015	(109.70)					(109.70)
156522	G.R.E.A.T. ATF 2004-JV-FX-0133	2016	(109.70)		109.70			0.00
				0.00	109.70	0.00	0.00	
156553	DOMESTIC CANNABIS DEA 2005-60	2015	(3,882.55)					(3,882.55)
156553	DOMESTIC CANNABIS DEA 2005-60	2016	(3,882.55)		3,882.55			0.00
				0.00	3,882.55	0.00	0.00	
156910	HI INTERAGNCY MOBILE POLICE03	2015	(4,278.78)					(4,278.78)
156910	HI INTERAGNCY MOBILE POLICE03	2016	(4,278.78)					(4,278.78)
156910	HI INTERAGNCY MOBILE POLICE03	2017	(4,278.78)					(4,278.78)
156910	HI INTERAGNCY MOBILE POLICE03	2018	(4,278.78)		4,278.78			0.00
				0.00	4,278.78	0.00	0.00	
166365	FEDERAL POLICE FORFEITURES	2015	(1,621.35)					(1,621.35)
166365	FEDERAL POLICE FORFEITURES	2016	(1,621.35)					(1,621.35)
166365	FEDERAL POLICE FORFEITURES	2017	(1,621.35)					(1,621.35)
166365	FEDERAL POLICE FORFEITURES	2018	(1,621.35)	1,621.35				0.00
				1,621.35	0.00	0.00	0.00	
166508	SW MARIJUANA ERADCTN TASK FRCE	2015	(23,893.00)					(23,893.00)
166508	SW MARIJUANA ERADCTN TASK FRCE	2016	(23,893.00)		23,893.00			0.00
				0.00	23,893.00	0.00	0.00	
166509	POLICE AGAINST STREET SALES06	2015	(422.68)					(422.68)
166509	POLICE AGAINST STREET SALES06	2016	(422.68)					(422.68)
166509	POLICE AGAINST STREET SALES06	2017	(422.68)					(422.68)
166509	POLICE AGAINST STREET SALES06	2018	(422.68)		422.68			0.00
				0.00	422.68	0.00	0.00	
166829	HC&S COMMUNITY INITIATIVE	2017		(3,000.00)				(3,000.00)
166829	HC&S COMMUNITY INITIATIVE	2018	(3,000.00)					(3,000.00)
				(3,000.00)	0.00	0.00	0.00	
166830	STATE E911 WIRELESS COMMISSION	2016		(666,988.34)	782,335.46			115,347.12
166830	STATE E911 WIRELESS COMMISSION	2017	115,347.12	(73,342.54)	36,558.02			78,562.60
166830	STATE E911 WIRELESS COMMISSION	2018	78,562.60	(78,562.60)				0.00

County of Maui

Grant Revenues & Expenditures Quarterly Report - by Index and Fiscal Year as of 3/31/2018

Police

Index	Index Title	FY	Beginning Fund Balance	Revenue	Expenditures	Transfers In	Transfers Out	Ending Fund Balance
				<u>(818,893.48)</u>	<u>818,893.48</u>	<u>0.00</u>	<u>0.00</u>	
166831	TRAINING GRANTS FY2016	2016			22,561.37			22,561.37
166831	TRAINING GRANTS FY2016	2017	22,561.37	(1,208.70)	(4,005.75)			17,346.92
166831	TRAINING GRANTS FY2016	2018	17,346.92	(1,295.00)	1,024.95			17,076.87
				<u>(2,503.70)</u>	<u>19,580.57</u>	<u>0.00</u>	<u>0.00</u>	
166832	911 EMS DISPATCH COMMUNICATION	2016		(308,018.02)	354,514.44			46,496.42
166832	911 EMS DISPATCH COMMUNICATION	2017	46,496.42	(61,671.72)	15,175.30			0.00
				<u>(369,689.74)</u>	<u>369,689.74</u>	<u>0.00</u>	<u>0.00</u>	
166833	DOMESTIC VIOLENCE:STRANGULATIO	2016		(13,000.00)	18,896.22			5,896.22
166833	DOMESTIC VIOLENCE:STRANGULATIO	2017	5,896.22	(33,000.00)	29,507.38			2,403.60
166833	DOMESTIC VIOLENCE:STRANGULATIO	2018	2,403.60	(54,289.00)	46,894.90			(4,990.50)
				<u>(100,289.00)</u>	<u>95,298.50</u>	<u>0.00</u>	<u>0.00</u>	
166834	KALO PROGRAM	2016		(78,721.79)	88,562.40			9,840.61
166834	KALO PROGRAM	2017	9,840.61	(10,278.21)	437.60			0.00
				<u>(89,000.00)</u>	<u>89,000.00</u>	<u>0.00</u>	<u>0.00</u>	
166837	MPD TRAFFIC SERVICES	2016		(2,509.93)	40,278.48			37,768.55
166837	MPD TRAFFIC SERVICES	2017	37,768.55	(37,768.55)				0.00
				<u>(40,278.48)</u>	<u>40,278.48</u>	<u>0.00</u>	<u>0.00</u>	
166838	MPD TRAFFIC DATA RECORDS	2016		(11,724.31)	209,736.68			198,012.37
166838	MPD TRAFFIC DATA RECORDS	2017	198,012.37	(205,619.75)	7,607.38			0.00
				<u>(217,344.06)</u>	<u>217,344.06</u>	<u>0.00</u>	<u>0.00</u>	
166839	MPD SPEED ENFORCEMENT	2016		(11,831.47)	76,959.37			65,127.90
166839	MPD SPEED ENFORCEMENT	2017	65,127.90	(100,132.65)	35,004.75			0.00
				<u>(111,964.12)</u>	<u>111,964.12</u>	<u>0.00</u>	<u>0.00</u>	
166840	MPD ROADBLOCK PROGRAM	2016		(68,928.00)	206,644.20			137,716.20
166840	MPD ROADBLOCK PROGRAM	2017	137,716.20	(285,492.30)	147,776.10			0.00
				<u>(354,420.30)</u>	<u>354,420.30</u>	<u>0.00</u>	<u>0.00</u>	
166841	DISTRACTED DRIVING ENFORCEMENT	2016		(550.41)	43,866.64			43,316.23
166841	DISTRACTED DRIVING ENFORCEMENT	2017	43,316.23	(46,055.86)	2,739.63			0.00
				<u>(46,606.27)</u>	<u>46,606.27</u>	<u>0.00</u>	<u>0.00</u>	
166842	HAWAII NARCOTICS TASK FORCE	2016		(22,848.00)	22,848.00			0.00
				<u>(22,848.00)</u>	<u>22,848.00</u>	<u>0.00</u>	<u>0.00</u>	

County of Maui

Grant Revenues & Expenditures Quarterly Report - by Index and Fiscal Year as of 3/31/2018

Police

Index	Index Title	FY	Beginning Fund Balance	Revenue	Expenditures	Transfers In	Transfers Out	Ending Fund Balance
166843	MPD SEAT BELT PROGRAM	2016		(2,758.02)	25,872.25			23,114.23
166843	MPD SEAT BELT PROGRAM	2017	23,114.23	(34,571.55)	11,457.32			0.00
				<u>(37,329.57)</u>	<u>37,329.57</u>	<u>0.00</u>	<u>0.00</u>	
166844	HIGH INTENSITY DRUG TRAFFICKIN	2016		(137,822.84)	152,326.62			14,503.78
166844	HIGH INTENSITY DRUG TRAFFICKIN	2017	14,503.78	(45,372.16)	30,868.38			(0.00)
				<u>(183,195.00)</u>	<u>183,195.00</u>	<u>0.00</u>	<u>0.00</u>	
166845	MPD CHILD RESTRAINT PRG	2016		(3,126.80)	13,348.20			10,221.40
166845	MPD CHILD RESTRAINT PRG	2017	10,221.40	(20,545.26)	10,323.86			0.00
				<u>(23,672.06)</u>	<u>23,672.06</u>	<u>0.00</u>	<u>0.00</u>	
166846	E BYRNE MEMORIAL JAG	2017			78,309.00			78,309.00
166846	E BYRNE MEMORIAL JAG	2018	78,309.00	(78,309.00)				0.00
				<u>(78,309.00)</u>	<u>78,309.00</u>	<u>0.00</u>	<u>0.00</u>	
166847	HAWAII NARCOTICS TASK FORCE	2016			5,232.48			5,232.48
166847	HAWAII NARCOTICS TASK FORCE	2017	5,232.48	(30,216.68)	24,984.20			0.00
				<u>(30,216.68)</u>	<u>30,216.68</u>	<u>0.00</u>	<u>0.00</u>	
166848	SW MARIJUANA ERADICATION	2016			11,264.04			11,264.04
166848	SW MARIJUANA ERADICATION	2017	11,264.04	(45,641.88)	34,377.84			0.00
				<u>(45,641.88)</u>	<u>45,641.88</u>	<u>0.00</u>	<u>0.00</u>	
166849	BODY WORN CAMERA IMPL PRJ	2017			101,982.22			101,982.22
166849	BODY WORN CAMERA IMPL PRJ	2018	101,982.22	(146,642.87)	3,158.41			(41,502.24)
				<u>(146,642.87)</u>	<u>105,140.63</u>	<u>0.00</u>	<u>0.00</u>	
166855	SEX ASSAULT	2016			504.12			504.12
166855	SEX ASSAULT	2017	504.12	(16,000.00)	30,484.10			14,988.22
166855	SEX ASSAULT	2018	14,988.22	(33,382.00)	22,393.78			4,000.00
				<u>(49,382.00)</u>	<u>53,382.00</u>	<u>0.00</u>	<u>0.00</u>	
166856	DRUG ENFORCEMENT AGENCY	2016		(72,000.00)	9,054.50			(62,945.50)
166856	DRUG ENFORCEMENT AGENCY	2017	(62,945.50)		62,945.50			0.00
				<u>(72,000.00)</u>	<u>72,000.00</u>	<u>0.00</u>	<u>0.00</u>	
166857	POSITIVE OUTREACH INTERVENTION	2016			10,647.68			10,647.68
166857	POSITIVE OUTREACH INTERVENTION	2017	10,647.68	(68,112.06)	74,615.32			17,150.94
166857	POSITIVE OUTREACH INTERVENTION	2018	17,150.94	(17,150.94)				0.00
				<u>(85,263.00)</u>	<u>85,263.00</u>	<u>0.00</u>	<u>0.00</u>	

County of Maui

Grant Revenues & Expenditures Quarterly Report - by Index and Fiscal Year as of 3/31/2018

Police

Index	Index Title	FY	Beginning Fund Balance	Revenue	Expenditures	Transfers In	Transfers Out	Ending Fund Balance
166858	PC FORENSIC SCIENCES IMPRV ACT	2017		(7,410.00)	7,410.00			0.00
				<u>(7,410.00)</u>	<u>7,410.00</u>	<u>0.00</u>	<u>0.00</u>	
176360	SW JUVENILE JUSTICE INFM/SYSTEM	2015	(15,964.00)					(15,964.00)
176360	SW JUVENILE JUSTICE INFM/SYSTEM	2016	(15,964.00)		15,964.00			0.00
				<u>0.00</u>	<u>15,964.00</u>	<u>0.00</u>	<u>0.00</u>	
176832	911 EMS DISPATCH COMMUNICATION	2017		(321,314.15)	358,620.34			37,306.19
176832	911 EMS DISPATCH COMMUNICATION	2018	37,306.19	(55,551.68)	18,245.49			0.00
				<u>(376,865.83)</u>	<u>376,865.83</u>	<u>0.00</u>	<u>0.00</u>	
176834	KALO PROGRAM	2017		(79,341.72)	81,473.27			2,131.55
176834	KALO PROGRAM	2018	2,131.55	(9,658.28)	7,526.73			0.00
				<u>(89,000.00)</u>	<u>89,000.00</u>	<u>0.00</u>	<u>0.00</u>	
176837	MPD TRAFFIC SERVICES	2017			34,268.84			34,268.84
176837	MPD TRAFFIC SERVICES	2018	34,268.84	(66,907.22)	33,194.43			556.05
				<u>(66,907.22)</u>	<u>67,463.27</u>	<u>0.00</u>	<u>0.00</u>	
176838	MPD TRAFFIC DATA RECORDS	2017		(750.80)	18,353.13			17,602.33
176838	MPD TRAFFIC DATA RECORDS	2018	17,602.33	(59,591.43)	63,788.44			21,799.34
				<u>(60,342.23)</u>	<u>82,141.57</u>	<u>0.00</u>	<u>0.00</u>	
176839	MPD SPEED ENFORCEMENT	2017		(30,312.52)	92,626.14			62,313.62
176839	MPD SPEED ENFORCEMENT	2018	62,313.62	(109,603.53)	47,289.91			0.00
				<u>(139,916.05)</u>	<u>139,916.05</u>	<u>0.00</u>	<u>0.00</u>	
176840	MPD ROADBLOCK PROGRAM	2017		(44,608.30)	169,037.87			124,429.57
176840	MPD ROADBLOCK PROGRAM	2018	124,429.57	(208,707.11)	84,577.54			300.00
				<u>(253,315.41)</u>	<u>253,615.41</u>	<u>0.00</u>	<u>0.00</u>	
176841	DISTRACTED DRIVING ENFORCEMENT	2017		(3,998.86)	21,601.38			17,602.52
176841	DISTRACTED DRIVING ENFORCEMENT	2018	17,602.52	(24,007.52)	6,405.00			0.00
				<u>(28,006.38)</u>	<u>28,006.38</u>	<u>0.00</u>	<u>0.00</u>	
176842	HAWAII NARCOTICS TASK FORCE	2017			8,938.72			8,938.72
176842	HAWAII NARCOTICS TASK FORCE	2018	8,938.72	(23,897.00)	12,864.27			(2,094.01)
				<u>(23,897.00)</u>	<u>21,802.99</u>	<u>0.00</u>	<u>0.00</u>	
176843	MPD SEAT BELT PROGRAM	2017		(2,359.38)	31,914.32			29,554.94
176843	MPD SEAT BELT PROGRAM	2018	29,554.94	(32,279.98)	2,725.04			0.00
				<u>(34,639.36)</u>	<u>34,639.36</u>	<u>0.00</u>	<u>0.00</u>	

County of Maui

Grant Revenues & Expenditures Quarterly Report - by Index and Fiscal Year as of 3/31/2018

Police

Index	Index Title	FY	Beginning Fund Balance	Revenue	Expenditures	Transfers In	Transfers Out	Ending Fund Balance
176844	HIGH INTENSITY DRUG TRAFFICKIN	2017		(80,219.94)	112,520.37			32,300.43
176844	HIGH INTENSITY DRUG TRAFFICKIN	2018	32,300.43	(81,209.71)	48,909.28			(0.00)
				(161,429.65)	161,429.65	0.00	0.00	
176845	MPD CHILD RESTRAINT PRG	2017		(809.60)	15,584.53			14,774.93
176845	MPD CHILD RESTRAINT PRG	2018	14,774.93	(23,010.55)	8,110.64			(124.98)
				(23,820.15)	23,695.17	0.00	0.00	
176846	STATE E911 WIRELESS COMMISSION	2017		(737,601.42)	1,228,691.56			491,090.14
176846	STATE E911 WIRELESS COMMISSION	2018	491,090.14	(485,190.98)	(5,899.16)			0.00
				(1,222,792.40)	1,222,792.40	0.00	0.00	
176848	SW MARIJUANA ERADICATION	2017			1,079.61			1,079.61
176848	SW MARIJUANA ERADICATION	2018	1,079.61	(35,501.00)	34,401.91			(19.48)
				(35,501.00)	35,481.52	0.00	0.00	
176852	PROHIBIT TOBACCO SALES TO M	2017		(5,654.48)	5,654.48			0.00
				(5,654.48)	5,654.48	0.00	0.00	
176854	FY16 JAG PROGRAM	2018		0.00	2,526.37			2,526.37
				0.00	2,526.37	0.00	0.00	
176856	DRUG ENFORCEMENT AGENCY	2017		(45,000.00)				(45,000.00)
176856	DRUG ENFORCEMENT AGENCY	2018	(45,000.00)		45,000.00			0.00
				(45,000.00)	45,000.00	0.00	0.00	
176857	POSITIVE OUTREACH INTERVENTION	2017			1,218.20			1,218.20
176857	POSITIVE OUTREACH INTERVENTION	2018	1,218.20	(51,028.47)	63,917.25			14,106.98
				(51,028.47)	65,135.45	0.00	0.00	
186436	DOMESTIC VIOLNC VCTMLSS 02WF17	2015	(20,358.79)					(20,358.79)
186436	DOMESTIC VIOLNC VCTMLSS 02WF17	2016	(20,358.79)		20,358.79			0.00
				0.00	20,358.79	0.00	0.00	
186832	911 EMS DISPATCH COMMUNICATION	2018		(260,672.27)	317,957.74			57,285.47
				(260,672.27)	317,957.74	0.00	0.00	
186833	DOM VIOLENCE:STALKING/HOMICIDE	2018			16,144.95			16,144.95
				0.00	16,144.95	0.00	0.00	
186834	KALO PROGRAM	2018		(29,256.43)	34,644.25			5,387.82
				(29,256.43)	34,644.25	0.00	0.00	
186835	HO'OHULI PROGRAM	2018		(33,277.00)	42,520.70			9,243.70

County of Maui

Police		Grant Revenues & Expenditures Quarterly Report - by Index and Fiscal Year as of 3/31/2018						
Index	Index Title	FY	Beginning Fund Balance	Revenue	Expenditures	Transfers In	Transfers Out	Ending Fund Balance
				(33,277.00)	42,520.70	0.00	0.00	
186837	MPD TRAFFIC SERVICES	2018			22,816.97			22,816.97
				0.00	22,816.97	0.00	0.00	
186838	MPD TRAFFIC DATA RECORDS	2018			29,455.26			29,455.26
				0.00	29,455.26	0.00	0.00	
186839	MPD SPEED ENFORCEMENT	2018			34,931.50			34,931.50
				0.00	34,931.50	0.00	0.00	
186841	DISTRACTED DRIVING ENFORCEMENT	2018			6,986.56			6,986.56
				0.00	6,986.56	0.00	0.00	
186842	MPD ROADBLOCK PROGRAM	2018			51,869.89			51,869.89
				0.00	51,869.89	0.00	0.00	
186843	MPD SEAT BELT PROGRAM	2018			8,822.25			8,822.25
				0.00	8,822.25	0.00	0.00	
186844	HIGH INTENSITY DRUG TRAFFIC'G	2018		(25,371.85)	51,653.01			26,281.16
				(25,371.85)	51,653.01	0.00	0.00	
186845	MPD CHILD RESTRAINT PRG	2018			5,360.33			5,360.33
				0.00	5,360.33	0.00	0.00	
186846	STATE E911 WIRELESS COMMISSION	2018		(809,802.13)	920,000.69			110,198.56
				(809,802.13)	920,000.69	0.00	0.00	
196355	MPD CHILD RESTRANT PRG FY09	2015	95.00					95.00
196355	MPD CHILD RESTRANT PRG FY09	2016	95.00		(95.00)			0.00
				0.00	(95.00)	0.00	0.00	
196362	STATE FORFEITURE	2015	(888.08)					(888.08)
196362	STATE FORFEITURE	2016	(888.08)					(888.08)
196362	STATE FORFEITURE	2017	(888.08)					(888.08)
196362	STATE FORFEITURE	2018	(888.08)					(888.08)
				0.00	0.00	0.00	0.00	
196364	FED. TRY POLICE FORFEITURES	2015	(525.03)					(525.03)
196364	FED. TRY POLICE FORFEITURES	2016	(525.03)					(525.03)
196364	FED. TRY POLICE FORFEITURES	2017	(525.03)					(525.03)
196364	FED. TRY POLICE FORFEITURES	2018	(525.03)	525.03				0.00
				525.03	0.00	0.00	0.00	

County of Maui

Police		Grant Revenues & Expenditures Quarterly Report - by Index and Fiscal Year as of 3/31/2018						
Index	Index Title	FY	Beginning Fund Balance	Revenue	Expenditures	Transfers In	Transfers Out	Ending Fund Balance
196365	FEDERAL JUSTICE FORFEITURE	2015	(33,051.04)	(25,000.00)	34,215.96			(23,835.08)
196365	FEDERAL JUSTICE FORFEITURE	2016	(23,835.08)	5,257.15	(469.54)			(19,047.47)
196365	FEDERAL JUSTICE FORFEITURE	2017	(19,047.47)	(282,236.67)	238,866.60			(62,417.54)
196365	FEDERAL JUSTICE FORFEITURE	2018	(62,417.54)	(132,957.36)	129,313.93			(66,060.97)
				<u>(434,936.88)</u>	<u>401,926.95</u>	<u>0.00</u>	<u>0.00</u>	
196901	SW NARCOTICS TASK FORCE 98DB6	2015	(509.30)					(509.30)
196901	SW NARCOTICS TASK FORCE 98DB6	2016	(509.30)		509.30			0.00
				<u>0.00</u>	<u>509.30</u>	<u>0.00</u>	<u>0.00</u>	
196905	WAILEA SPEED ENFORCEMENT	2015	(3,995.64)					(3,995.64)
196905	WAILEA SPEED ENFORCEMENT	2016	(3,995.64)		3,995.64			0.00
				<u>0.00</u>	<u>3,995.64</u>	<u>0.00</u>	<u>0.00</u>	
Grand Total				(10,545,693.50)	10,604,516.95	0.00	0.00	

County of Maui

Fire and Public Safety

Grant Revenues & Expenditures Quarterly Report - by Index and Fiscal Year as of 3/31/2018

Index	Index Title	FY	Beginning Fund Balance	Revenue	Expenditures	Transfers In	Transfers Out	Ending Fund Balance
106033	VOLUNTEER FIRE ASSTNCE DLNR10	2015	(180.05)					(180.05)
106033	VOLUNTEER FIRE ASSTNCE DLNR10	2016	(180.05)					(180.05)
106033	VOLUNTEER FIRE ASSTNCE DLNR10	2017	(180.05)		180.05			0.00
				<u>0.00</u>	<u>180.05</u>	<u>0.00</u>	<u>0.00</u>	
106047	EMS (FIRE)TRAINING (PVT)IAAI	2015	(1,275.81)					(1,275.81)
106047	EMS (FIRE)TRAINING (PVT)IAAI	2016	(1,275.81)					(1,275.81)
106047	EMS (FIRE)TRAINING (PVT)IAAI	2017	(1,275.81)		1,288.15			12.34
106047	EMS (FIRE)TRAINING (PVT)IAAI	2018	12.34		(12.34)			0.00
				<u>0.00</u>	<u>1,275.81</u>	<u>0.00</u>	<u>0.00</u>	
106049	FIRE/LEPC (DOH) HMEP	2015	(28,662.95)	(17,970.73)	6,958.03			(39,675.65)
106049	FIRE/LEPC (DOH) HMEP	2016	(39,675.65)	(13,522.72)	12,389.68			(40,808.69)
106049	FIRE/LEPC (DOH) HMEP	2017	(40,808.69)	(13,610.32)	7,797.36			(46,621.65)
106049	FIRE/LEPC (DOH) HMEP	2018	(46,621.65)	(12,817.73)	9,832.74			(49,606.64)
				<u>(57,921.50)</u>	<u>36,977.81</u>	<u>0.00</u>	<u>0.00</u>	
116033	VOLUNTEER FIRE ASSTNCE DLNR11	2015	(1,432.15)					(1,432.15)
116033	VOLUNTEER FIRE ASSTNCE DLNR11	2016	(1,432.15)					(1,432.15)
116033	VOLUNTEER FIRE ASSTNCE DLNR11	2017	(1,432.15)		1,432.15			0.00
				<u>0.00</u>	<u>1,432.15</u>	<u>0.00</u>	<u>0.00</u>	
116046	MFD EQUIPMENT PURCHASE EMO1-04	2015	(163.16)					(163.16)
116046	MFD EQUIPMENT PURCHASE EMO1-04	2016	(163.16)					(163.16)
116046	MFD EQUIPMENT PURCHASE EMO1-04	2017	(163.16)		163.16			0.00
				<u>0.00</u>	<u>163.16</u>	<u>0.00</u>	<u>0.00</u>	
116047	PRIVATE DONATIONS-FIRE DEPT	2015	(19,800.48)	(400.00)				(20,200.48)
116047	PRIVATE DONATIONS-FIRE DEPT	2016	(20,200.48)					(20,200.48)
116047	PRIVATE DONATIONS-FIRE DEPT	2017	(20,200.48)	14,800.00				(5,400.48)
116047	PRIVATE DONATIONS-FIRE DEPT	2018	(5,400.48)					(5,400.48)
				<u>14,400.00</u>	<u>0.00</u>	<u>0.00</u>	<u>0.00</u>	
116090	HAZARDOUS MATRLS(HMEP) GRNT11	2015	2,831.60					2,831.60
116090	HAZARDOUS MATRLS(HMEP) GRNT11	2016	2,831.60					2,831.60
116090	HAZARDOUS MATRLS(HMEP) GRNT11	2017	2,831.60		(2,831.60)			0.00
				<u>0.00</u>	<u>(2,831.60)</u>	<u>0.00</u>	<u>0.00</u>	
126090	HMEP HAZARDOUS MATERIALS EM	2015	.60	(.60)				0.00
				<u>(0.60)</u>	<u>0.00</u>	<u>0.00</u>	<u>0.00</u>	

County of Maui

Fire and Public Safety

Grant Revenues & Expenditures Quarterly Report - by Index and Fiscal Year as of 3/31/2018

Index	Index Title	FY	Beginning Fund Balance	Revenue	Expenditures	Transfers In	Transfers Out	Ending Fund Balance
136033	VOLUNTEER FIRE ASSISTANCE FY13	2015	65,187.50	(65,187.50)				0.00
				<u>(65,187.50)</u>	<u>0.00</u>	<u>0.00</u>	<u>0.00</u>	
136046	MFD EQUIPMNT PURCHASE/CPS PRGR	2015	76.94					76.94
136046	MFD EQUIPMNT PURCHASE/CPS PRGR	2016	76.94					76.94
136046	MFD EQUIPMNT PURCHASE/CPS PRGR	2017	76.94		(76.94)			0.00
				<u>0.00</u>	<u>(76.94)</u>	<u>0.00</u>	<u>0.00</u>	
146049	WELLNESS/FITNESS FIRE ACT GRNT	2015	3,000.00					3,000.00
146049	WELLNESS/FITNESS FIRE ACT GRNT	2016	3,000.00					3,000.00
146049	WELLNESS/FITNESS FIRE ACT GRNT	2017	3,000.00		(3,000.00)			0.00
				<u>0.00</u>	<u>(3,000.00)</u>	<u>0.00</u>	<u>0.00</u>	
146102	VOL FIRE ASSISTANCE GRANT FY14	2015	42,899.44		7,100.56			50,000.00
146102	VOL FIRE ASSISTANCE GRANT FY14	2016	50,000.00	(50,000.00)				0.00
				<u>(50,000.00)</u>	<u>7,100.56</u>	<u>0.00</u>	<u>0.00</u>	
146104	NHTSA MFD PNEUMATIC STRUTS	2015	24,998.53	(24,998.53)				0.00
				<u>(24,998.53)</u>	<u>0.00</u>	<u>0.00</u>	<u>0.00</u>	
146105	MONSANTO GRANT FY14	2015			14,800.00			14,800.00
146105	MONSANTO GRANT FY14	2016	14,800.00					14,800.00
146105	MONSANTO GRANT FY14	2017	14,800.00	(14,800.00)				0.00
				<u>(14,800.00)</u>	<u>14,800.00</u>	<u>0.00</u>	<u>0.00</u>	
156055	FIRE SAFETY HSE-EMW2003FP01732	2015	(3,452.10)					(3,452.10)
156055	FIRE SAFETY HSE-EMW2003FP01732	2016	(3,452.10)					(3,452.10)
156055	FIRE SAFETY HSE-EMW2003FP01732	2017	(3,452.10)		3,452.10			0.00
				<u>0.00</u>	<u>3,452.10</u>	<u>0.00</u>	<u>0.00</u>	
156103	VOL FIRE ASSISTANCE GRANT FY15	2016			18,750.00			18,750.00
156103	VOL FIRE ASSISTANCE GRANT FY15	2017	18,750.00	(18,750.00)				0.00
				<u>(18,750.00)</u>	<u>18,750.00</u>	<u>0.00</u>	<u>0.00</u>	
156105	MONSANTO GRANT FY15	2015		(13,086.00)	13,086.00			0.00
				<u>(13,086.00)</u>	<u>13,086.00</u>	<u>0.00</u>	<u>0.00</u>	
156106	MFD HYDRAFUSION STRUTS	2015			27,923.46			27,923.46
156106	MFD HYDRAFUSION STRUTS	2016	27,923.46					27,923.46
156106	MFD HYDRAFUSION STRUTS	2017	27,923.46	(27,923.46)				0.00
				<u>(27,923.46)</u>	<u>27,923.46</u>	<u>0.00</u>	<u>0.00</u>	

County of Maui

Fire and Public Safety

Grant Revenues & Expenditures Quarterly Report - by Index and Fiscal Year as of 3/31/2018

Index	Index Title	FY	Beginning Fund Balance	Revenue	Expenditures	Transfers In	Transfers Out	Ending Fund Balance
166057	FIRE INOPERABILITY GRT FE15141	2015	(95.66)					(95.66)
166057	FIRE INOPERABILITY GRT FE15141	2016	(95.66)					(95.66)
166057	FIRE INOPERABILITY GRT FE15141	2017	(95.66)		95.66			0.00
				<u>0.00</u>	<u>95.66</u>	<u>0.00</u>	<u>0.00</u>	
166732	OLOWALU FIRE BRK COMP WUI	2016			18,850.00			18,850.00
166732	OLOWALU FIRE BRK COMP WUI	2017	18,850.00	(20,822.50)	1,972.50			0.00
				<u>(20,822.50)</u>	<u>20,822.50</u>	<u>0.00</u>	<u>0.00</u>	
176112	FIREMAN'S FUND INSURANCE CO	2015	(166.97)					(166.97)
176112	FIREMAN'S FUND INSURANCE CO	2016	(166.97)					(166.97)
176112	FIREMAN'S FUND INSURANCE CO	2017	(166.97)					(166.97)
176112	FIREMAN'S FUND INSURANCE CO	2018	(166.97)					(166.97)
				<u>0.00</u>	<u>0.00</u>	<u>0.00</u>	<u>0.00</u>	
176733	FY15 ASSISTANCE TO FIRF GRANTS	2018		(527,046.00)	527,045.99			(0.01)
				<u>(527,046.00)</u>	<u>527,045.99</u>	<u>0.00</u>	<u>0.00</u>	
176820	MAKENA LIFEGUARD SERVICES	2017		(454,851.75)	588,358.67			133,506.92
176820	MAKENA LIFEGUARD SERVICES	2018	133,506.92	(151,617.25)	18,110.33			0.00
				<u>(606,469.00)</u>	<u>606,469.00</u>	<u>0.00</u>	<u>0.00</u>	
186033	USDA RURAL 1ST RESPNDR LANAI	2015	(9,083.35)					(9,083.35)
186033	USDA RURAL 1ST RESPNDR LANAI	2016	(9,083.35)					(9,083.35)
186033	USDA RURAL 1ST RESPNDR LANAI	2017	(9,083.35)					(9,083.35)
186033	USDA RURAL 1ST RESPNDR LANAI	2018	(9,083.35)					(9,083.35)
				<u>0.00</u>	<u>0.00</u>	<u>0.00</u>	<u>0.00</u>	
186034	USDA RURAL 1ST RESPNDR MOLOKAI	2015	(3,548.03)					(3,548.03)
186034	USDA RURAL 1ST RESPNDR MOLOKAI	2016	(3,548.03)					(3,548.03)
186034	USDA RURAL 1ST RESPNDR MOLOKAI	2017	(3,548.03)					(3,548.03)
186034	USDA RURAL 1ST RESPNDR MOLOKAI	2018	(3,548.03)					(3,548.03)
				<u>0.00</u>	<u>0.00</u>	<u>0.00</u>	<u>0.00</u>	
186820	MAKENA LIFEGUARD SERVICES	2018		(264,014.66)	248,503.74			(15,510.92)
				<u>(264,014.66)</u>	<u>248,503.74</u>	<u>0.00</u>	<u>0.00</u>	
196050	FIRE TRAINING GRANT (CHEVRON)	2015	(1,540.00)					(1,540.00)
196050	FIRE TRAINING GRANT (CHEVRON)	2016	(1,540.00)					(1,540.00)
196050	FIRE TRAINING GRANT (CHEVRON)	2017	(1,540.00)	(1,500.00)	3,547.97			507.97
196050	FIRE TRAINING GRANT (CHEVRON)	2018	507.97		(507.97)			0.00

County of Maui

Fire and Public Safety

Grant Revenues & Expenditures Quarterly Report - by Index and Fiscal Year as of 3/31/2018

Index	Index Title	FY	Beginning Fund Balance	Revenue	Expenditures	Transfers In	Transfers Out	Ending Fund Balance
				(1,500.00)	3,040.00	0.00	0.00	
196051	FIREFIGHTERS CHARTABLE FNDATN	2015	(550.00)					(550.00)
196051	FIREFIGHTERS CHARTABLE FNDATN	2016	(550.00)					(550.00)
196051	FIREFIGHTERS CHARTABLE FNDATN	2017	(550.00)					(550.00)
196051	FIREFIGHTERS CHARTABLE FNDATN	2018	(550.00)					(550.00)
				0.00	0.00	0.00	0.00	
196055	FEMA FIRE TRAINING FUNDS	2015	8,539.44		647.76			9,187.20
196055	FEMA FIRE TRAINING FUNDS	2016	9,187.20	(3,081.76)	3,081.76			9,187.20
196055	FEMA FIRE TRAINING FUNDS	2017	9,187.20	(4,041.00)	3,746.00			8,892.20
196055	FEMA FIRE TRAINING FUNDS	2018	8,892.20		672.39			9,564.59
				(7,122.76)	8,147.91	0.00	0.00	
Grand Total				(1,685,242.51)	1,533,357.36	0.00	0.00	

County of Maui

Emergency Management Agency

Grant Revenues & Expenditures Quarterly Report - by Index and Fiscal Year as of 3/31/2018

Index	Index Title	FY	Beginning Fund Balance	Revenue	Expenditures	Transfers In	Transfers Out	Ending Fund Balance
106050	FFY09 LAW ENFRMNT TERRSM PRVN	2015	159.36		(159.36)			0.00
				0.00	(159.36)	0.00	0.00	
106051	FFY09 CITIZEN CORPS PRG	2015	(11,440.51)	(6,881.85)	18,322.36			(0.00)
				(6,881.85)	18,322.36	0.00	0.00	
106053	FFY09 ST HOMELAND SECURITY	2015	159.28		(159.28)			0.00
				0.00	(159.28)	0.00	0.00	
106056	INTROPRBL EMERGNCY COMM GRNT	2015	835.79					835.79
106056	INTROPRBL EMERGNCY COMM GRNT	2016	835.79	(7,792.46)	6,956.67			0.00
				(7,792.46)	6,956.67	0.00	0.00	
116051	FFY10 CITIZENS CORP PRG	2015	(14,229.52)	(2,717.10)	16,946.62			0.00
				(2,717.10)	16,946.62	0.00	0.00	
116053	FFY10 ST HOMELAND SECURITY PRG	2015	(520.55)					(520.55)
116053	FFY10 ST HOMELAND SECURITY PRG	2016	(520.55)		520.55			0.00
				0.00	520.55	0.00	0.00	
126051	FFY11 STATEWIDE OUTREACH/CCP	2015	545.25	(1,124.63)	579.38			0.00
				(1,124.63)	579.38	0.00	0.00	
126053	FFY11 ST HOMELAND SECURITY PRG	2015	(1,764.60)	(222,470.52)	224,235.12			0.00
				(222,470.52)	224,235.12	0.00	0.00	
136052	FFY12 COM'TY OUTREACH / CCP	2015	10,004.57	(29,831.68)	21,946.54			2,119.43
136052	FFY12 COM'TY OUTREACH / CCP	2016	2,119.43	(2,982.08)	862.65			0.00
				(32,813.76)	22,809.19	0.00	0.00	
136053	FFY12 ST HOMELAND SECURITY GRT	2015	(17,660.90)	(182,458.22)	199,943.47			(175.65)
136053	FFY12 ST HOMELAND SECURITY GRT	2016	(175.65)		175.65			0.00
				(182,458.22)	200,119.12	0.00	0.00	
136057	INOPERABLE ER COMMUNICATIONS	2015	10.00	(10.00)				0.00
				(10.00)	0.00	0.00	0.00	
146200	EMERGENCY MGT PERFORMANCE GRT	2015			45,328.04			45,328.04
146200	EMERGENCY MGT PERFORMANCE GRT	2016	45,328.04	(114,620.50)	69,292.46			0.00
				(114,620.50)	114,620.50	0.00	0.00	
146201	FFY13 ST HOMELAND SECURITY	2015	71,043.28	(194,390.21)	144,668.40			21,321.47
146201	FFY13 ST HOMELAND SECURITY	2016	21,321.47	(214,076.31)	192,754.84			0.00
				(408,466.52)	337,423.24	0.00	0.00	

County of Maui

Emergency Management Agency

Grant Revenues & Expenditures Quarterly Report - by Index and Fiscal Year as of 3/31/2018

Index	Index Title	FY	Beginning Fund Balance	Revenue	Expenditures	Transfers In	Transfers Out	Ending Fund Balance
146202	FFY13 SHSG COMTY&CITIZEN PREP	2015		(2,646.02)	6,186.82			3,540.80
146202	FFY13 SHSG COMTY&CITIZEN PREP	2016	3,540.80	(9,221.96)	5,681.16			0.00
				<u>(11,867.98)</u>	<u>11,867.98</u>	<u>0.00</u>	<u>0.00</u>	
146203	FFY09 PORT SECURITY GRANT PRG	2015	156,800.00	(271,264.00)	114,464.00			0.00
				<u>(271,264.00)</u>	<u>114,464.00</u>	<u>0.00</u>	<u>0.00</u>	
156201	ST HOMELAND SECURITY	2015		(4,800.00)	4,800.00			0.00
156201	ST HOMELAND SECURITY	2016		(116,085.65)	245,950.09			129,864.44
156201	ST HOMELAND SECURITY	2017	129,864.44	(404,508.01)	274,643.57			0.00
				<u>(525,393.66)</u>	<u>525,393.66</u>	<u>0.00</u>	<u>0.00</u>	
156203	CITIZENS CORPS PRG	2016		(14,204.62)	24,111.64			9,907.02
156203	CITIZENS CORPS PRG	2017	9,907.02	(9,907.02)				0.00
				<u>(24,111.64)</u>	<u>24,111.64</u>	<u>0.00</u>	<u>0.00</u>	
156205	EMERGENCY MGT PERFORMANCE GRT	2015			13,500.00			13,500.00
156205	EMERGENCY MGT PERFORMANCE GRT	2016	13,500.00	(100,000.00)	86,500.00			(0.00)
				<u>(100,000.00)</u>	<u>100,000.00</u>	<u>0.00</u>	<u>0.00</u>	
166701	EMERGENCY MGT PERFORMANCE GRT	2016			100,000.00			100,000.00
166701	EMERGENCY MGT PERFORMANCE GRT	2017	100,000.00	(100,000.00)				0.00
				<u>(100,000.00)</u>	<u>100,000.00</u>	<u>0.00</u>	<u>0.00</u>	
166702	ST HOMELAND SECURITY	2016		(66,511.16)	134,814.61			68,303.45
166702	ST HOMELAND SECURITY	2017	68,303.45	(234,128.62)	492,441.85			326,616.68
166702	ST HOMELAND SECURITY	2018	326,616.68	(393,895.54)	69,597.64			2,318.78
				<u>(694,535.32)</u>	<u>696,854.10</u>	<u>0.00</u>	<u>0.00</u>	
176701	EMERGENCY MGT PERFORMANCE GRT	2017			99,981.24			99,981.24
176701	EMERGENCY MGT PERFORMANCE GRT	2018	99,981.24	(100,000.00)	18.76			0.00
				<u>(100,000.00)</u>	<u>100,000.00</u>	<u>0.00</u>	<u>0.00</u>	
176702	ST HOMELAND SECURITY	2017			19,308.26			19,308.26
176702	ST HOMELAND SECURITY	2018	19,308.26	(38,078.46)	20,337.20			1,567.00
				<u>(38,078.46)</u>	<u>39,645.46</u>	<u>0.00</u>	<u>0.00</u>	
Grand Total				(2,844,606.62)	2,654,550.95	0.00	0.00	

County of Maui

Housing and Human Concerns

Grant Revenues & Expenditures Quarterly Report - by Index and Fiscal Year as of 3/31/2018

Index	Index Title	FY	Beginning Fund Balance	Revenue	Expenditures	Transfers In	Transfers Out	Ending Fund Balance
106568	HOME ADMIN EXPENSE (98)	2015	(5.34)	5.34				0.00
				5.34	0.00	0.00	0.00	
106604	AGING/DISABLT Y RSC CTR ST/HI	2015	46,647.96					46,647.96
106604	AGING/DISABLT Y RSC CTR ST/HI	2016	46,647.96		(46,647.96)			(0.00)
				0.00	(46,647.96)	0.00	0.00	
106607	HAWAII COMM LIVING 2010.11N	2015	(1,301.48)					(1,301.48)
106607	HAWAII COMM LIVING 2010.11N	2016	(1,301.48)		1,301.48			0.00
				0.00	1,301.48	0.00	0.00	
106737	SENIOR CENTER ACTIVITIES 99/00	2015	(5,999.92)		(.08)			(6,000.00)
106737	SENIOR CENTER ACTIVITIES 99/00	2016	(6,000.00)					(6,000.00)
106737	SENIOR CENTER ACTIVITIES 99/00	2017	(6,000.00)	6,000.00				0.00
				6,000.00	(0.08)	0.00	0.00	
116210	MAUI TO WORK PROGRAM (MEO)	2015	(131,728.99)		131,728.99			0.00
				0.00	131,728.99	0.00	0.00	
116570	HOME- 1ST TIME HMEBYRS-PROJ IN	2015		(18,842.22)	18,842.22			0.00
116570	HOME- 1ST TIME HMEBYRS-PROJ IN	2016		(21,161.09)	21,161.09			0.00
				(40,003.31)	40,003.31	0.00	0.00	
116601	HOSPITAL DISCHARGE PLNG GRNT	2015	12,145.28					12,145.28
116601	HOSPITAL DISCHARGE PLNG GRNT	2016	12,145.28		(12,145.28)			0.00
				0.00	(12,145.28)	0.00	0.00	
116602	AGING/DSABLTY RSRC CTR 2010N	2015	(11,474.00)					(11,474.00)
116602	AGING/DSABLTY RSRC CTR 2010N	2016	(11,474.00)		10,843.80			(630.20)
116602	AGING/DSABLTY RSRC CTR 2010N	2017	(630.20)		630.20			0.00
				0.00	11,474.00	0.00	0.00	
116608	ARRA09 HEALTHY AGING PARTNRSH P	2015	(510.55)					(510.55)
116608	ARRA09 HEALTHY AGING PARTNRSH P	2016	(510.55)					(510.55)
116608	ARRA09 HEALTHY AGING PARTNRSH P	2017	(510.55)		510.55			0.00
				0.00	510.55	0.00	0.00	
116613	AGING TIII DHHS FY11 MA201103	2015	27,222.65					27,222.65
116613	AGING TIII DHHS FY11 MA201103	2016	27,222.65		(27,222.65)			0.00
				0.00	(27,222.65)	0.00	0.00	
116614	ELDER ABUSE RELATED SVCS FY11	2015	(3,663.89)					(3,663.89)

County of Maui

Housing and Human Concerns

Grant Revenues & Expenditures Quarterly Report - by Index and Fiscal Year as of 3/31/2018

Index	Index Title	FY	Beginning Fund Balance	Revenue	Expenditures	Transfers In	Transfers Out	Ending Fund Balance
116614	ELDER ABUSE RELATED SVCS FY11	2016	(3,663.89)					(3,663.89)
116614	ELDER ABUSE RELATED SVCS FY11	2017	(3,663.89)		3,663.89			0.00
				0.00	3,663.89	0.00	0.00	
116647	EOA/DOH MA.KC.FB10-11.A FY11	2015	(6,458.74)					(6,458.74)
116647	EOA/DOH MA.KC.FB10-11.A FY11	2016	(6,458.74)		3,120.00			(3,338.74)
116647	EOA/DOH MA.KC.FB10-11.A FY11	2017	(3,338.74)		3,338.74			0.00
				0.00	6,458.74	0.00	0.00	
116717	HOME FFY10 KAHAWAI APT	2015	25,114.19	(251,307.42)	226,193.23			0.00
				(251,307.42)	226,193.23	0.00	0.00	
116718	HOME FFY10 ADMINISTRATION	2015	3,924.72	(4,211.23)	31,000.15			30,713.64
116718	HOME FFY10 ADMINISTRATION	2016	30,713.64	(38,816.67)	8,103.03			0.00
				(43,027.90)	39,103.18	0.00	0.00	
116738	MSC LEISURE FY2011	2015	(1,743.57)		1,703.88			(39.69)
116738	MSC LEISURE FY2011	2016	(39.69)		39.69			0.00
				0.00	1,743.57	0.00	0.00	
116752	I&A OUTREACH AGING 00/01	2015	(597.02)					(597.02)
116752	I&A OUTREACH AGING 00/01	2016	(597.02)					(597.02)
116752	I&A OUTREACH AGING 00/01	2017	(597.02)		597.02			0.00
				0.00	597.02	0.00	0.00	
126601	HOSPITAL DISCHARGE PLNG GRNT	2015	9,980.80					9,980.80
126601	HOSPITAL DISCHARGE PLNG GRNT	2016	9,980.80		(9,980.80)			0.00
				0.00	(9,980.80)	0.00	0.00	
126602	AGING/DSABLTY RSRC CTR 2010N	2015	(4,472.07)					(4,472.07)
126602	AGING/DSABLTY RSRC CTR 2010N	2016	(4,472.07)		4,472.07			0.00
				0.00	4,472.07	0.00	0.00	
126605	RSVP 2002 DVSA 61523 P74-4101	2015	1,730.00					1,730.00
126605	RSVP 2002 DVSA 61523 P74-4101	2016	1,730.00					1,730.00
126605	RSVP 2002 DVSA 61523 P74-4101	2017	1,730.00		(1,730.00)			0.00
				0.00	(1,730.00)	0.00	0.00	
126609	ARRA09 HEALTHY AGING PARTNRSH	2015	(2,259.82)					(2,259.82)
126609	ARRA09 HEALTHY AGING PARTNRSH	2016	(2,259.82)					(2,259.82)
126609	ARRA09 HEALTHY AGING PARTNRSH	2017	(2,259.82)		2,259.82			0.00

County of Maui

Housing and Human Concerns

Grant Revenues & Expenditures Quarterly Report - by Index and Fiscal Year as of 3/31/2018

Index	Index Title	FY	Beginning Fund Balance	Revenue	Expenditures	Transfers In	Transfers Out	Ending Fund Balance
				0.00	2,259.82	0.00	0.00	
126613	AGING TIII DHHS FY12	2015	(61,962.49)		61,412.11			(550.38)
126613	AGING TIII DHHS FY12	2016	(550.38)		64.03			(486.35)
126613	AGING TIII DHHS FY12	2017	(486.35)		486.35			0.00
				0.00	61,962.49	0.00	0.00	
126643	MENTAL HEALTH TRANSFORM GRT	2015	(15.53)	15.53				0.00
				15.53	0.00	0.00	0.00	
126647	AGING EOA/DOH KUPUNA CARE FY12	2015	92,424.49					92,424.49
126647	AGING EOA/DOH KUPUNA CARE FY12	2016	92,424.49					92,424.49
126647	AGING EOA/DOH KUPUNA CARE FY12	2017	92,424.49	(92,424.49)				0.00
				(92,424.49)	0.00	0.00	0.00	
126716	HOME FFY09 KAHAWAI APT.	2015	155,991.38	(155,991.38)				0.00
				(155,991.38)	0.00	0.00	0.00	
126719	HOME FFY08 CHDO MMSSH1 CNST	2015	59.78	(59.78)				0.00
				(59.78)	0.00	0.00	0.00	
126720	HOME FFY08 CHDO MMSSH1 CNST	2015	36.12	(36.12)				0.00
				(36.12)	0.00	0.00	0.00	
126728	HOME FFY2009-2 MMSSH1 CONSTR	2015	5,923.91	(5,923.91)				0.00
				(5,923.91)	0.00	0.00	0.00	
126735	HOME FFY11 ADMINISTRATION	2015	16,708.35	(34,735.27)	37,192.35			19,165.43
126735	HOME FFY11 ADMINISTRATION	2016	19,165.43	(19,983.90)	818.47			(0.00)
				(54,719.17)	38,010.82	0.00	0.00	
126738	MSC LEISURE FY2012	2015	(61,324.43)		10,815.48			(50,508.95)
126738	MSC LEISURE FY2012	2016	(50,508.95)		19,886.24			(30,622.71)
126738	MSC LEISURE FY2012	2017	(30,622.71)		6,806.43			(23,816.28)
126738	MSC LEISURE FY2012	2018	(23,816.28)		23,816.28			0.00
				0.00	61,324.43	0.00	0.00	
136402	HEALTHY AGING PARTNERSHIP	2015	11,470.26	(25,014.00)	48,617.88			35,074.14
136402	HEALTHY AGING PARTNERSHIP	2016	35,074.14	(36,315.00)	1,240.86			0.00
				(61,329.00)	49,858.74	0.00	0.00	
136613	AGING TITLE III PROGRAMS	2015	35,865.45	(37,672.00)				(1,806.55)
136613	AGING TITLE III PROGRAMS	2016	(1,806.55)		1,147.87			(658.68)

County of Maui

Housing and Human Concerns

Grant Revenues & Expenditures Quarterly Report - by Index and Fiscal Year as of 3/31/2018

Index	Index Title	FY	Beginning Fund Balance	Revenue	Expenditures	Transfers In	Transfers Out	Ending Fund Balance
136613	AGING TITLE III PROGRAMS	2017	(658.68)		658.68			0.00
				(37,672.00)	1,806.55	0.00	0.00	
136615	ELDER ABUSE PREVENTION SFY13	2015	4.03		60.00			64.03
136615	ELDER ABUSE PREVENTION SFY13	2016	64.03		(64.03)			0.00
				0.00	(4.03)	0.00	0.00	
136616	ELDER ABUSE PREVENTION SFY12	2015			11,777.65			11,777.65
136616	ELDER ABUSE PREVENTION SFY12	2016	11,777.65		(11,777.65)			0.00
				0.00	0.00	0.00	0.00	
136639	NSIP NUTRITION SVCS INCENTIVE	2015	(.25)	.25				0.00
				0.25	0.00	0.00	0.00	
136647	KUPUNA CARE PROGRAM	2015	(33,810.19)		4,253.44			(29,556.75)
136647	KUPUNA CARE PROGRAM	2016	(29,556.75)		18,356.90		10,996.66	(203.19)
136647	KUPUNA CARE PROGRAM	2017	(203.19)		203.19			0.00
				0.00	22,813.53	0.00	10,996.66	
136649	AGING & DISABILITY RESOURCE	2015	175,667.21	(196,813.00)	18,992.59			(2,153.20)
136649	AGING & DISABILITY RESOURCE	2016	(2,153.20)		2,153.20			0.00
				(196,813.00)	21,145.79	0.00	0.00	
136712	CONGREGATE MEALS TITLE III	2015	18,868.71					18,868.71
136712	CONGREGATE MEALS TITLE III	2016	18,868.71		(18,868.71)			0.00
				0.00	(18,868.71)	0.00	0.00	
136730	HOME DELIVERED MLS TITLE III	2015	13,924.74		(13,924.74)			0.00
				0.00	(13,924.74)	0.00	0.00	
136732	CONGREGATE MLS PVT DONATION	2015	(2,189.31)		2,186.33			(2.98)
136732	CONGREGATE MLS PVT DONATION	2016	(2.98)		2.98			0.00
				0.00	2,189.31	0.00	0.00	
136738	LEISURE ACTIVITIES FY13	2015	(3,751.68)		220.00			(3,531.68)
136738	LEISURE ACTIVITIES FY13	2016	(3,531.68)					(3,531.68)
136738	LEISURE ACTIVITIES FY13	2017	(3,531.68)		3,531.68			0.00
				0.00	3,751.68	0.00	0.00	
136805	CHILDCARE DEVELOPMENT	2015	48,273.00					48,273.00
136805	CHILDCARE DEVELOPMENT	2016	48,273.00					48,273.00
136805	CHILDCARE DEVELOPMENT	2017	48,273.00		(48,273.00)			0.00

County of Maui

Housing and Human Concerns

Grant Revenues & Expenditures Quarterly Report - by Index and Fiscal Year as of 3/31/2018

Index	Index Title	FY	Beginning Fund Balance	Revenue	Expenditures	Transfers In	Transfers Out	Ending Fund Balance
				0.00	(48,273.00)	0.00	0.00	
137731	SEC 8 HSG ADMIN PRG FY2013	2015	(93,294.86)				93,294.86	0.00
				0.00	0.00	0.00	93,294.86	
146401	KUPUNA CARE PROGRAM SF14	2015	867,394.25	(912,389.00)	72,662.27		10,996.66	38,664.18
146401	KUPUNA CARE PROGRAM SF14	2016	38,664.18	(39,752.00)	(18,179.33)		19,267.15	0.00
				(952,141.00)	54,482.94	0.00	30,263.81	
146402	ELDER ABUSE PREVENTION SF14	2015	26,491.07	(26,492.00)				(0.93)
146402	ELDER ABUSE PREVENTION SF14	2016	(.93)		.93			0.00
				(26,492.00)	0.93	0.00	0.00	
146403	HOME DELIVERED MLS PVT DONATIO	2015	(7,297.50)		7,297.50			0.00
				0.00	7,297.50	0.00	0.00	
146405	LEISURE ACTIVITIES FY14	2015	(52,058.09)		855.00			(51,203.09)
146405	LEISURE ACTIVITIES FY14	2016	(51,203.09)					(51,203.09)
146405	LEISURE ACTIVITIES FY14	2017	(51,203.09)					(51,203.09)
146405	LEISURE ACTIVITIES FY14	2018	(51,203.09)		51,203.09			0.00
				0.00	52,058.09	0.00	0.00	
146408	ASSISTED TRANSPORTATION FY14	2015	71,641.75			(71,641.75)		0.00
				0.00	0.00	(71,641.75)	0.00	
146409	CONGREGATE MEALS TITTLE III	2015	(9,651.90)		9,651.90			0.00
				0.00	9,651.90	0.00	0.00	
146420	CONGREGATE MEALS NSIP FY14	2015	(26,720.00)		26,720.00	(547.00)		(547.00)
146420	CONGREGATE MEALS NSIP FY14	2016	(547.00)		1,010.00	(463.00)		0.00
				0.00	27,730.00	(1,010.00)	0.00	
146421	HOME DELIVERED MEALS - STATE	2015			10,996.66	(10,996.66)		0.00
				0.00	10,996.66	(10,996.66)	0.00	
146424	HOME DELIVERED MEALS NSIP FY14	2015	(17,094.00)		17,089.74			(4.26)
146424	HOME DELIVERED MEALS NSIP FY14	2016	(4.26)		4.26			0.00
				0.00	17,094.00	0.00	0.00	
146426	HOME DELIVERED MEALS TITTLE III	2015			4,187.30	(4,187.30)		0.00
				0.00	4,187.30	(4,187.30)	0.00	
146427	AGING TITTLE III PROGRAMS	2015	321,109.79	(1,677.00)	97,276.77			416,709.56
146427	AGING TITTLE III PROGRAMS	2016	416,709.56	(488,404.89)	(11,468.15)		83,163.48	(0.00)

County of Maui

Housing and Human Concerns

Grant Revenues & Expenditures Quarterly Report - by Index and Fiscal Year as of 3/31/2018

Index	Index Title	FY	Beginning Fund Balance	Revenue	Expenditures	Transfers In	Transfers Out	Ending Fund Balance
				(490,081.89)	85,808.62	0.00	83,163.48	
146428	CARE TRANSITIONS PROGRAM	2015	7,864.08	(61,290.00)	52,838.92			(587.00)
146428	CARE TRANSITIONS PROGRAM	2016	(587.00)	(6,480.00)	1,229.00			(5,838.00)
146428	CARE TRANSITIONS PROGRAM	2017	(5,838.00)		5,838.00			0.00
				(67,770.00)	59,905.92	0.00	0.00	
146429	AGING & DISABILITY RESOURCE	2015	87,669.28	(161,102.00)	242,053.34	(3,817.00)	4,259.00	169,062.62
146429	AGING & DISABILITY RESOURCE	2016	169,062.62	(222,474.00)	53,411.38			0.00
				(383,576.00)	295,464.72	(3,817.00)	4,259.00	
146430	AGING TITLE III VOLUNTARY	2016		(10,357.25)	10,357.25			0.00
				(10,357.25)	10,357.25	0.00	0.00	
146440	HEALTHY AGING PARTNERSHIP	2015	2,906.25	(16,789.00)	87,515.75			73,633.00
146440	HEALTHY AGING PARTNERSHIP	2016	73,633.00	(73,633.00)				0.00
				(90,422.00)	87,515.75	0.00	0.00	
146441	RSVP RETIRED & SR VOL PRG	2015	18,597.35	(67,930.00)	49,332.65			0.00
				(67,930.00)	49,332.65	0.00	0.00	
146442	NSIP NUTRITION SVCS INCENTIVE	2015	91,346.00	(91,893.00)			547.00	0.00
146442	NSIP NUTRITION SVCS INCENTIVE	2016		(463.00)			463.00	0.00
				(92,356.00)	0.00	0.00	1,010.00	
147480	SEC 8 HOUSING VOUCHER FY2014	2015	(1,049,879.32)		(1,776.73)		1,051,656.05	(0.00)
				0.00	(1,776.73)	0.00	1,051,656.05	
147481	SEC 8 HOUSING ADMIN FY2014	2015	(75,621.14)		2,039.76		73,581.38	0.00
				0.00	2,039.76	0.00	73,581.38	
156401	KUPUNA CARE PROGRAM	2015		(116,744.00)	723,816.81		190,660.13	797,732.94
156401	KUPUNA CARE PROGRAM	2016	797,732.94	(936,434.00)	112,540.68		26,159.67	(0.71)
156401	KUPUNA CARE PROGRAM	2017	(.71)		.71			0.00
				(1,053,178.00)	836,358.20	0.00	216,819.80	
156402	ELDER ABUSE PREVENTION SY15	2015			3,817.20			3,817.20
156402	ELDER ABUSE PREVENTION SY15	2016	3,817.20	(4,611.00)	9,870.44			9,076.64
156402	ELDER ABUSE PREVENTION SY15	2017	9,076.64	(21,880.11)	12,803.47			0.00
				(26,491.11)	26,491.11	0.00	0.00	
156403	HOME DELIVERED MLS PVT DONATIO	2015		(84,091.56)	84,091.56			0.00
				(84,091.56)	84,091.56	0.00	0.00	

County of Maui

Housing and Human Concerns

Grant Revenues & Expenditures Quarterly Report - by Index and Fiscal Year as of 3/31/2018

Index	Index Title	FY	Beginning Fund Balance	Revenue	Expenditures	Transfers In	Transfers Out	Ending Fund Balance
156404	CONGREGATE MLS PVT DONATION	2015		(113,875.84)	113,875.84			0.00
				<u>(113,875.84)</u>	<u>113,875.84</u>	<u>0.00</u>	<u>0.00</u>	
156405	LEISURE ACTIVITIES FY15	2015		(101,569.50)	20,452.78			(81,116.72)
156405	LEISURE ACTIVITIES FY15	2016	(81,116.72)		13,696.15			(67,420.57)
156405	LEISURE ACTIVITIES FY15	2017	(67,420.57)		19,062.67			(48,357.90)
156405	LEISURE ACTIVITIES FY15	2018	(48,357.90)		13,961.46			(34,396.44)
				<u>(101,569.50)</u>	<u>67,173.06</u>	<u>0.00</u>	<u>0.00</u>	
156408	ASSISTED TRANSPORT PVT	2015		(15,776.87)	15,776.87			0.00
				<u>(15,776.87)</u>	<u>15,776.87</u>	<u>0.00</u>	<u>0.00</u>	
156409	CONGREGATE MEALS TITTLE III	2015			143,477.46	(104,116.77)		39,360.69
156409	CONGREGATE MEALS TITTLE III	2016	39,360.69			(39,360.69)		0.00
				<u>0.00</u>	<u>143,477.46</u>	<u>(143,477.46)</u>	<u>0.00</u>	
156410	ASSISTED TRANSPORT-KUPUNA	2015			172,000.00	(147,517.13)		24,482.87
156410	ASSISTED TRANSPORT-KUPUNA	2016	24,482.87			(24,482.87)		0.00
				<u>0.00</u>	<u>172,000.00</u>	<u>(172,000.00)</u>	<u>0.00</u>	
156411	BANFIELD CHARITABLE TRUST	2015		(1,000.00)	312.64			(687.36)
156411	BANFIELD CHARITABLE TRUST	2016	(687.36)		687.36			0.00
				<u>(1,000.00)</u>	<u>1,000.00</u>	<u>0.00</u>	<u>0.00</u>	
156420	CONGREGATE MEALS NSIP FY15	2015			30,524.50			30,524.50
156420	CONGREGATE MEALS NSIP FY15	2016	30,524.50		43,640.50	(74,165.00)		0.00
				<u>0.00</u>	<u>74,165.00</u>	<u>(74,165.00)</u>	<u>0.00</u>	
156421	HOME DELIVERED MEALS KUPUNA	2015			93,000.00	(65,143.00)		27,857.00
156421	HOME DELIVERED MEALS KUPUNA	2016	27,857.00		(26,180.20)	(1,676.80)		0.00
				<u>0.00</u>	<u>66,819.80</u>	<u>(66,819.80)</u>	<u>0.00</u>	
156424	HOME DELIVERED MEALS NSIP FY15	2015			18,017.25			18,017.25
156424	HOME DELIVERED MEALS NSIP FY15	2016	18,017.25		41,982.75	(60,000.00)		0.00
				<u>0.00</u>	<u>60,000.00</u>	<u>(60,000.00)</u>	<u>0.00</u>	
156426	HOME DELIVERED MLS TITLE III	2015			113,819.80	(85,599.98)		28,219.82
156426	HOME DELIVERED MLS TITLE III	2016	28,219.82		26,180.20	(54,400.02)		0.00
				<u>0.00</u>	<u>140,000.00</u>	<u>(140,000.00)</u>	<u>0.00</u>	
156427	AGING TITLE III PRGS	2015			336,983.76		193,904.05	530,887.81
156427	AGING TITLE III PRGS	2016	530,887.81	(718,308.53)	97,537.90		95,429.71	5,546.89

County of Maui

Housing and Human Concerns

Grant Revenues & Expenditures Quarterly Report - by Index and Fiscal Year as of 3/31/2018

Index	Index Title	FY	Beginning Fund Balance	Revenue	Expenditures	Transfers In	Transfers Out	Ending Fund Balance
156427	AGING TITLE III PRGS	2017	5,546.89	(15,151.22)	10,388.36		516.00	1,300.03
156427	AGING TITLE III PRGS	2018	1,300.03	(20,608.50)	19,308.23		.24	0.00
				(754,068.25)	464,218.25	0.00	289,850.00	
156429	AGING & DISABILITY RESOURCE	2015			67,818.99		71,641.75	139,460.74
156429	AGING & DISABILITY RESOURCE	2016	139,460.74	(425,955.00)	617,879.55		(71,641.75)	259,743.54
156429	AGING & DISABILITY RESOURCE	2017	259,743.54	(538,516.82)	325,497.76			46,724.48
156429	AGING & DISABILITY RESOURCE	2018	46,724.48	(546,084.99)	590,985.29			91,624.78
				(1,510,556.81)	1,602,181.59	0.00	0.00	
156440	HEALTHY AGING PARTNERSHIP	2015			5,692.01			5,692.01
156440	HEALTHY AGING PARTNERSHIP	2016	5,692.01	(5,949.44)	19,661.15			19,403.72
156440	HEALTHY AGING PARTNERSHIP	2017	19,403.72	(144,052.47)	141,121.38			16,472.63
156440	HEALTHY AGING PARTNERSHIP	2018	16,472.63	(28,319.10)	11,865.46			18.99
				(178,321.01)	178,340.00	0.00	0.00	
156441	RSVP RETIRED & SR VOL PRG	2015			13,983.61			13,983.61
156441	RSVP RETIRED & SR VOL PRG	2016	13,983.61	(68,850.00)	54,866.39			0.00
				(68,850.00)	68,850.00	0.00	0.00	
156442	NSIP NUTRITION SVCS INCENTIVE	2016		(134,165.00)			134,165.00	0.00
				(134,165.00)	0.00	0.00	134,165.00	
156443	HEALTHY AGING VOL CONTRIB	2015		(32,970.35)				(32,970.35)
156443	HEALTHY AGING VOL CONTRIB	2016	(32,970.35)	(43,158.81)	68,142.78			(7,986.38)
156443	HEALTHY AGING VOL CONTRIB	2017	(7,986.38)	(37,011.00)	6,796.42			(38,200.96)
156443	HEALTHY AGING VOL CONTRIB	2018	(38,200.96)	(25,890.25)	9,760.00			(54,331.21)
				(139,030.41)	84,699.20	0.00	0.00	
156445	A&B KOKUA GIVING CONTRIB	2015		(20,000.00)				(20,000.00)
156445	A&B KOKUA GIVING CONTRIB	2016	(20,000.00)		20,000.00			0.00
				(20,000.00)	20,000.00	0.00	0.00	
156447	HOME FFY14 KULAMALU REPRG	2015		(124,467.40)	124,467.40			0.00
156447	HOME FFY14 KULAMALU REPRG	2016			(21,161.09)			(21,161.09)
156447	HOME FFY14 KULAMALU REPRG	2017	(21,161.09)		21,161.09			0.00
				(124,467.40)	124,467.40	0.00	0.00	
156449	HOME FFY14 ADMINISTRATION	2015			829.80			829.80
156449	HOME FFY14 ADMINISTRATION	2016	829.80	(34,661.70)	44,530.64			10,698.74
156449	HOME FFY14 ADMINISTRATION	2017	10,698.74	(46,162.04)	45,451.65			9,988.35

County of Maui

Housing and Human Concerns

Grant Revenues & Expenditures Quarterly Report - by Index and Fiscal Year as of 3/31/2018

Index	Index Title	FY	Beginning Fund Balance	Revenue	Expenditures	Transfers In	Transfers Out	Ending Fund Balance
156449	HOME FFY14 ADMINISTRATION	2018	9,988.35	(31,797.49)	29,296.52			7,487.38
				(112,621.23)	120,108.61	0.00	0.00	
156450	HOME FFY14 KULAMALU AH PRJ	2016		(140,111.60)	318,802.62			178,691.02
156450	HOME FFY14 KULAMALU AH PRJ	2017	178,691.02	(2,008,784.27)	1,920,093.25			90,000.00
156450	HOME FFY14 KULAMALU AH PRJ	2018	90,000.00	(114,519.13)	24,519.13			0.00
				(2,263,415.00)	2,263,415.00	0.00	0.00	
157480	SEC 8 HOUSING VOUCHER FY15	2015		(12,299,374.00)	14,014,592.49	(1,921,656.00)	42,750.67	(163,686.84)
157480	SEC 8 HOUSING VOUCHER FY15	2016	(163,686.84)	(129,483.00)	(7,629.00)		300,798.84	0.00
				(12,428,857.00)	14,006,963.49	(1,921,656.00)	343,549.51	
157481	SEC 8 HOUSING ADMIN FY15	2015		(1,258,380.80)	1,168,009.68	(20,116.00)		(110,487.12)
157481	SEC 8 HOUSING ADMIN FY15	2016	(110,487.12)	(37,701.50)	834.81		147,353.81	0.00
				(1,296,082.30)	1,168,844.49	(20,116.00)	147,353.81	
166714	HOME FFY04 ADMINISTRATION	2015			151.25			151.25
166714	HOME FFY04 ADMINISTRATION	2016	151.25	(7,447.07)	7,295.82			0.00
				(7,447.07)	7,447.07	0.00	0.00	
166738	MSC LEISURE ACTIVITY FY06	2015	(13,707.51)		13,592.72			(114.79)
166738	MSC LEISURE ACTIVITY FY06	2016	(114.79)		114.79			0.00
				0.00	13,707.51	0.00	0.00	
166741	KUPUNA CARE PROGRAM	2016		(235,326.00)	577,758.16		177,408.70	519,840.86
166741	KUPUNA CARE PROGRAM	2017	519,840.86	(702,169.07)	133,297.25		54,925.30	5,894.34
166741	KUPUNA CARE PROGRAM	2018	5,894.34	(75,732.93)	69,838.59			0.00
				(1,013,228.00)	780,894.00	0.00	232,334.00	
166757	A&B KOKUA GIVING CONTRIB	2016		(20,000.00)	10,389.07			(9,610.93)
166757	A&B KOKUA GIVING CONTRIB	2017	(9,610.93)		9,610.93			0.00
				(20,000.00)	20,000.00	0.00	0.00	
166758	ASSISTED TRANSPORT PVT	2016		(12,773.86)	12,773.86			0.00
				(12,773.86)	12,773.86	0.00	0.00	
166759	CONGREGATE MEALS NSIP FY16	2016			17,782.20	(17,782.00)		0.20
166759	CONGREGATE MEALS NSIP FY16	2017	.20		42,821.80	(42,822.00)		0.00
				0.00	60,604.00	(60,604.00)	0.00	
166760	CONGREGATE MLS PVT DONATION	2016		(104,068.22)	104,068.22			0.00
				(104,068.22)	104,068.22	0.00	0.00	

County of Maui

Housing and Human Concerns

Grant Revenues & Expenditures Quarterly Report - by Index and Fiscal Year as of 3/31/2018

Index	Index Title	FY	Beginning Fund Balance	Revenue	Expenditures	Transfers In	Transfers Out	Ending Fund Balance
166761	HOME DELIVERED MEALS NSIP FY16	2016			15,078.00	(15,078.00)		0.00
166761	HOME DELIVERED MEALS NSIP FY16	2017			45,817.00	(45,817.00)		0.00
				0.00	60,895.00	(60,895.00)	0.00	
166762	HOME DEL MEALS PVT DONATION	2016		(77,532.17)	77,532.17			0.00
				(77,532.17)	77,532.17	0.00	0.00	
166763	LEISURE ACTIVITIES FY16	2016		(110,808.61)	19,386.97			(91,421.64)
166763	LEISURE ACTIVITIES FY16	2017	(91,421.64)		6,199.07			(85,222.57)
166763	LEISURE ACTIVITIES FY16	2018	(85,222.57)					(85,222.57)
				(110,808.61)	25,586.04	0.00	0.00	
166764	ASSIST TRANSPORT-KUPUNA	2016			79,036.76	(79,036.76)		0.00
				0.00	79,036.76	(79,036.76)	0.00	
166765	CONGREGATE MEALS TITTLE III	2016			131,367.88	(131,367.88)		(0.00)
				0.00	131,367.88	(131,367.88)	0.00	
166766	HOME DELIVERED MEALS KUPUNA	2016			56,994.00	(56,994.00)		0.00
				0.00	56,994.00	(56,994.00)	0.00	
166767	HOME DELIVERED MLS TITTLE III	2016			130,925.08	(130,925.08)		(0.00)
				0.00	130,925.08	(130,925.08)	0.00	
166768	MATSON FOUNDATION CONTRIB	2016		(2,000.00)				(2,000.00)
166768	MATSON FOUNDATION CONTRIB	2017	(2,000.00)					(2,000.00)
166768	MATSON FOUNDATION CONTRIB	2018	(2,000.00)	(1,000.00)	2,000.00			(1,000.00)
				(3,000.00)	2,000.00	0.00	0.00	
166769	AGING TITTLE III PRGS	2016		(201,014.00)	260,265.14		177,460.48	236,711.62
166769	AGING TITTLE III PRGS	2017	236,711.62	(526,977.09)	221,272.39		74,618.26	5,625.18
166769	AGING TITTLE III PRGS	2018	5,625.18	(17,789.91)	12,132.23		32.50	0.00
				(745,781.00)	493,669.76	0.00	252,111.24	
166770	KUPUNA CARE VOL CONTRIB	2016		(220.00)				(220.00)
166770	KUPUNA CARE VOL CONTRIB	2017	(220.00)					(220.00)
166770	KUPUNA CARE VOL CONTRIB	2018	(220.00)	(50.00)	270.00			0.00
				(270.00)	270.00	0.00	0.00	
166771	RSVP RETIRED & SR VOL PRG	2016			11,854.91			11,854.91
166771	RSVP RETIRED & SR VOL PRG	2017	11,854.91	(69,350.00)	57,495.09			(0.00)
				(69,350.00)	69,350.00	0.00	0.00	

County of Maui

Housing and Human Concerns

Grant Revenues & Expenditures Quarterly Report - by Index and Fiscal Year as of 3/31/2018

Index	Index Title	FY	Beginning Fund Balance	Revenue	Expenditures	Transfers In	Transfers Out	Ending Fund Balance
166772	NUTRITION SVCS INCENTIVE	2016					32,860.00	32,860.00
166772	NUTRITION SVCS INCENTIVE	2017	32,860.00	(121,499.00)			88,639.00	0.00
				<u>(121,499.00)</u>	<u>0.00</u>	<u>0.00</u>	<u>121,499.00</u>	
166773	ELDER ABUSE PREVENTION SY16	2017		(7,322.60)	24,500.94			17,178.34
166773	ELDER ABUSE PREVENTION SY16	2018	17,178.34	(19,169.40)	1,991.06			0.00
				<u>(26,492.00)</u>	<u>26,492.00</u>	<u>0.00</u>	<u>0.00</u>	
166774	STRATEGIC PREVENTION FRAMEWRK	2017		(19,156.92)	48,826.74			29,669.82
166774	STRATEGIC PREVENTION FRAMEWRK	2018	29,669.82	(62,714.03)	37,121.77			4,077.56
				<u>(81,870.95)</u>	<u>85,948.51</u>	<u>0.00</u>	<u>0.00</u>	
167480	SEC 8 HOUSING VOUCHER FY16	2016		(16,354,200.09)	15,909,362.52		34,908.04	(409,929.53)
167480	SEC 8 HOUSING VOUCHER FY16	2017	(409,929.53)		176,702.77		231,186.76	(2,040.00)
167480	SEC 8 HOUSING VOUCHER FY16	2018	(2,040.00)		2,040.00			0.00
				<u>(16,354,200.09)</u>	<u>16,088,105.29</u>	<u>0.00</u>	<u>266,094.80</u>	
167481	SEC 8 HOUSING ADMIN FY16	2016		(1,350,847.88)	1,279,918.10	(75,000.00)		(145,929.78)
167481	SEC 8 HOUSING ADMIN FY16	2017	(145,929.78)		157.34		142,250.23	(3,522.21)
167481	SEC 8 HOUSING ADMIN FY16	2018	(3,522.21)					(3,522.21)
				<u>(1,350,847.88)</u>	<u>1,280,075.44</u>	<u>(75,000.00)</u>	<u>142,250.23</u>	
167482	FSS COORDINATOR GRANT	2016		(44,621.00)	28,957.00			(15,664.00)
167482	FSS COORDINATOR GRANT	2017	(15,664.00)		15,664.00			0.00
				<u>(44,621.00)</u>	<u>44,621.00</u>	<u>0.00</u>	<u>0.00</u>	
176600	AGING TIII-A EDUC/TRNG 97	2015	.10	(.10)				0.00
176600	AGING TIII-A EDUC/TRNG 97	2016		.10				0.10
176600	AGING TIII-A EDUC/TRNG 97	2017	.10					0.10
176600	AGING TIII-A EDUC/TRNG 97	2018	.10					0.10
				<u>0.00</u>	<u>0.00</u>	<u>0.00</u>	<u>0.00</u>	
176738	MSC LEISURE ACTIVITY FY07	2015	(20,725.19)		12,816.30			(7,908.89)
176738	MSC LEISURE ACTIVITY FY07	2016	(7,908.89)		5,351.57			(2,557.32)
176738	MSC LEISURE ACTIVITY FY07	2017	(2,557.32)		2,557.32			0.00
				<u>0.00</u>	<u>20,725.19</u>	<u>0.00</u>	<u>0.00</u>	
176741	KUPUNA CARE PROGRAM	2017		(328,757.33)	393,666.76		109,324.97	174,234.40
176741	KUPUNA CARE PROGRAM	2018	174,234.40	(400,385.86)	200,788.40		70,255.88	44,892.82
				<u>(729,143.19)</u>	<u>594,455.16</u>	<u>0.00</u>	<u>179,580.85</u>	

County of Maui

Housing and Human Concerns

Grant Revenues & Expenditures Quarterly Report - by Index and Fiscal Year as of 3/31/2018

Index	Index Title	FY	Beginning Fund Balance	Revenue	Expenditures	Transfers In	Transfers Out	Ending Fund Balance
176757	ELDERLY LUNCH-A&B KOKUA	2017		(20,000.00)	17,186.99			(2,813.01)
176757	ELDERLY LUNCH-A&B KOKUA	2018	(2,813.01)		2,813.01			0.00
				<u>(20,000.00)</u>	<u>20,000.00</u>	<u>0.00</u>	<u>0.00</u>	
176758	ASSTD TRANSPORT PVT CONTRIB	2017		(16,106.38)	16,106.38			0.00
				<u>(16,106.38)</u>	<u>16,106.38</u>	<u>0.00</u>	<u>0.00</u>	
176759	CONGREGATE MEALS NSIP FY17	2017			12,485.00			12,485.00
176759	CONGREGATE MEALS NSIP FY17	2018	12,485.00		49,988.00	(62,473.00)		0.00
				<u>0.00</u>	<u>62,473.00</u>	<u>(62,473.00)</u>	<u>0.00</u>	
176760	CONGREGATE MLS PVT DONATION	2017		(89,699.85)	89,699.85			(0.00)
				<u>(89,699.85)</u>	<u>89,699.85</u>	<u>0.00</u>	<u>0.00</u>	
176761	HOME DELIVERED MEALS NSIP FY17	2017			30,538.00			30,538.00
176761	HOME DELIVERED MEALS NSIP FY17	2018	30,538.00		31,935.00	(62,473.00)		0.00
				<u>0.00</u>	<u>62,473.00</u>	<u>(62,473.00)</u>	<u>0.00</u>	
176762	HOME DEL MEALS PVT DONATION	2017		(98,243.97)	98,243.97			(0.00)
				<u>(98,243.97)</u>	<u>98,243.97</u>	<u>0.00</u>	<u>0.00</u>	
176763	LEISURE ACTIVITIES FY17	2017		(121,489.31)	19,126.85			(102,362.46)
176763	LEISURE ACTIVITIES FY17	2018	(102,362.46)					(102,362.46)
				<u>(121,489.31)</u>	<u>19,126.85</u>	<u>0.00</u>	<u>0.00</u>	
176764	ASSIST TRANSPORT-KUPUNA	2017			117,970.88	(117,970.88)		0.00
				<u>0.00</u>	<u>117,970.88</u>	<u>(117,970.88)</u>	<u>0.00</u>	
176765	CONGREGATE MEALS TITTLE III	2017			115,356.52	(115,356.52)		(0.00)
				<u>0.00</u>	<u>115,356.52</u>	<u>(115,356.52)</u>	<u>0.00</u>	
176766	HOME DELIVERED MEALS KUPUNA	2017			92,334.00	(92,334.00)		(0.00)
				<u>0.00</u>	<u>92,334.00</u>	<u>(92,334.00)</u>	<u>0.00</u>	
176767	HOME DELIVERED MLS TITLE III	2017			100,457.57	(100,457.57)		(0.00)
				<u>0.00</u>	<u>100,457.57</u>	<u>(100,457.57)</u>	<u>0.00</u>	
176769	AGING TITLE III PRGS	2017		(202,362.61)	253,860.32		133,828.44	185,326.15
176769	AGING TITLE III PRGS	2018	185,326.15	(449,922.50)	201,270.99		80,360.72	17,035.36
				<u>(652,285.11)</u>	<u>455,131.31</u>	<u>0.00</u>	<u>214,189.16</u>	
176771	RSVP RETIRED & SR VOL PRG	2017			14,974.55			14,974.55
176771	RSVP RETIRED & SR VOL PRG	2018	14,974.55	(43,920.00)	49,766.04			20,820.59
				<u>(43,920.00)</u>	<u>64,740.59</u>	<u>0.00</u>	<u>0.00</u>	

County of Maui

Housing and Human Concerns

Grant Revenues & Expenditures Quarterly Report - by Index and Fiscal Year as of 3/31/2018

Index	Index Title	FY	Beginning Fund Balance	Revenue	Expenditures	Transfers In	Transfers Out	Ending Fund Balance
176772	NUTRITION SVCS INCENTIVE	2017		(61,076.00)				(61,076.00)
176772	NUTRITION SVCS INCENTIVE	2018	(61,076.00)	(63,870.00)			124,946.00	0.00
				<u>(124,946.00)</u>	<u>0.00</u>	<u>0.00</u>	<u>124,946.00</u>	
176773	ELDER ABUSE PREVENTION SY17	2017			2,806.60			2,806.60
176773	ELDER ABUSE PREVENTION SY17	2018	2,806.60	(1,102.54)	(1,704.06)			0.00
				<u>(1,102.54)</u>	<u>1,102.54</u>	<u>0.00</u>	<u>0.00</u>	
177480	SEC 8 HOUSING VOUCHER FY17	2017		(18,125,176.76)	18,094,383.20		30,793.56	(0.00)
				<u>(18,125,176.76)</u>	<u>18,094,383.20</u>	<u>0.00</u>	<u>30,793.56</u>	
177481	SEC 8 HOUSING ADMIN FY17	2017		(1,366,149.75)	1,366,149.75			0.00
177481	SEC 8 HOUSING ADMIN FY17	2018			3.96			3.96
				<u>(1,366,149.75)</u>	<u>1,366,153.71</u>	<u>0.00</u>	<u>0.00</u>	
177712	SEC.8 FAMILY SELF-SUFFICIENT	2015	(77,369.16)	(360.40)	73,971.22	(63,416.84)		(67,175.18)
177712	SEC.8 FAMILY SELF-SUFFICIENT	2016	(67,175.18)	(689.94)	18,546.80	(34,908.04)		(84,226.36)
177712	SEC.8 FAMILY SELF-SUFFICIENT	2017	(84,226.36)	(1,048.09)	5,752.57	(30,793.56)		(110,315.44)
177712	SEC.8 FAMILY SELF-SUFFICIENT	2018	(110,315.44)	(1,272.03)	30,391.56	(32,021.00)		(113,216.91)
				<u>(3,370.46)</u>	<u>128,662.15</u>	<u>(161,139.44)</u>	<u>0.00</u>	
186408	ASSTD TRANSPORT F&E - COUNTY	2018			10,000.00	(10,000.00)		0.00
				<u>0.00</u>	<u>10,000.00</u>	<u>(10,000.00)</u>	<u>0.00</u>	
186612	AGING TIII-B DHHS 97/98	2015	1.26	(1.26)				0.00
186612	AGING TIII-B DHHS 97/98	2016		1.26				1.26
186612	AGING TIII-B DHHS 97/98	2017	1.26					1.26
186612	AGING TIII-B DHHS 97/98	2018	1.26					1.26
				<u>0.00</u>	<u>0.00</u>	<u>0.00</u>	<u>0.00</u>	
186646	AGING TIII-B 98 S/H POS	2015	3.00	(3.00)				0.00
				<u>(3.00)</u>	<u>0.00</u>	<u>0.00</u>	<u>0.00</u>	
186741	KUPUNA CARE PROGRAM	2018		(117,866.86)	114,630.54		55,889.40	52,653.08
				<u>(117,866.86)</u>	<u>114,630.54</u>	<u>0.00</u>	<u>55,889.40</u>	
186743	KUPUNA CAREGIVERS PROGRAM	2018			7,810.00			7,810.00
				<u>0.00</u>	<u>7,810.00</u>	<u>0.00</u>	<u>0.00</u>	
186751	ASSISTED TRANSPORTN SH POS08	2015	(56,699.02)		14,532.49			(42,166.53)
186751	ASSISTED TRANSPORTN SH POS08	2016	(42,166.53)		8,395.19			(33,771.34)
186751	ASSISTED TRANSPORTN SH POS08	2017	(33,771.34)					(33,771.34)

County of Maui

Housing and Human Concerns

Grant Revenues & Expenditures Quarterly Report - by Index and Fiscal Year as of 3/31/2018

Index	Index Title	FY	Beginning Fund Balance	Revenue	Expenditures	Transfers In	Transfers Out	Ending Fund Balance
186751	ASSISTED TRANSPORTN SH POS08	2018	(33,771.34)		28,948.03			(4,823.31)
				0.00	51,875.71	0.00	0.00	
186757	ELDERLY LUNCH-A&B KOKUA	2018		(20,000.00)	20,000.00			0.00
				(20,000.00)	20,000.00	0.00	0.00	
186758	ASSTD TRANSPORT PVT CONTRIB	2018		(11,453.34)	9,531.29			(1,922.05)
				(11,453.34)	9,531.29	0.00	0.00	
186760	CONGREGATE MLS PVT DONATION	2018		(65,613.56)	59,347.07			(6,266.49)
				(65,613.56)	59,347.07	0.00	0.00	
186762	HOME DEL MEALS PVT DONATION	2018		(72,912.35)	57,466.60			(15,445.75)
				(72,912.35)	57,466.60	0.00	0.00	
186763	LEISURE ACTIVITIES FY18	2018		(79,526.80)	11,730.81			(67,795.99)
				(79,526.80)	11,730.81	0.00	0.00	
186764	ASSIST TRANSPORT-KUPUNA	2018			53,845.35	(36,068.48)		17,776.87
				0.00	53,845.35	(36,068.48)	0.00	
186765	CONGREGATE MEALS TITTLE III	2018			75,959.86	(59,951.28)		16,008.58
				0.00	75,959.86	(59,951.28)	0.00	
186766	HOME DEL MEALS KUPUNA	2018			101,000.00	(101,000.00)		0.00
				0.00	101,000.00	(101,000.00)	0.00	
186767	HOME DELIVERED MLS TITLE III	2018			77,441.14	(55,108.17)		22,332.97
				0.00	77,441.14	(55,108.17)	0.00	
186769	AGING TITLE III PRGS	2018		(49,765.85)	81,521.09		51,287.98	83,043.22
				(49,765.85)	81,521.09	0.00	51,287.98	
186771	RSVP RETIRED & SR VOL PRG	2018			213.17			213.17
				0.00	213.17	0.00	0.00	
187480	SEC 8 HOUSING VOUCHER FY18	2018		(14,472,301.14)	13,472,472.13		32,021.00	(967,808.01)
				(14,472,301.14)	13,472,472.13	0.00	32,021.00	
187481	SEC 8 HOUSING ADMIN FY18	2018		(1,239,491.79)	886,588.61			(352,903.18)
				(1,239,491.79)	886,588.61	0.00	0.00	
187482	FSS COORDINATOR GRANT	2018		(11,214.00)	11,214.00			0.00
				(11,214.00)	11,214.00	0.00	0.00	
196718	HOME FFY08 ADMINISTRATION	2015	(26,430.35)					(26,430.35)

County of Maui

Housing and Human Concerns

Grant Revenues & Expenditures Quarterly Report - by Index and Fiscal Year as of 3/31/2018

Index	Index Title	FY	Beginning Fund Balance	Revenue	Expenditures	Transfers In	Transfers Out	Ending Fund Balance
196718	HOME FFY08 ADMINISTRATION	2016	(26,430.35)	27,119.23	(688.88)			0.00
				<u>27,119.23</u>	<u>(688.88)</u>	<u>0.00</u>	<u>0.00</u>	
197741	SEC8 HSG ASST PYMTS(HAP)-NRA	2015	(608,662.60)	(2,000.97)		(93,294.91)	650,782.17	(53,176.31)
197741	SEC8 HSG ASST PYMTS(HAP)-NRA	2016	(53,176.31)	(629.83)		(300,798.84)		(354,604.98)
197741	SEC8 HSG ASST PYMTS(HAP)-NRA	2017	(354,604.98)	(523,624.50)	6,670.00	(231,186.76)		(1,102,746.24)
197741	SEC8 HSG ASST PYMTS(HAP)-NRA	2018	(1,102,746.24)	(10,854.56)				(1,113,600.80)
				<u>(537,109.86)</u>	<u>6,670.00</u>	<u>(625,280.51)</u>	<u>650,782.17</u>	
197751	SEC8 HSG ASST PYMTS(ADM)-NRA	2015	(1,088,110.07)	(116,632.56)		(73,581.38)	260,000.00	(1,018,324.01)
197751	SEC8 HSG ASST PYMTS(ADM)-NRA	2016	(1,018,324.01)	15,093.99		(147,353.81)	75,000.00	(1,075,583.83)
197751	SEC8 HSG ASST PYMTS(ADM)-NRA	2017	(1,075,583.83)	(253,158.88)		(142,250.23)		(1,470,992.94)
197751	SEC8 HSG ASST PYMTS(ADM)-NRA	2018	(1,470,992.94)	(14,967.61)				(1,485,960.55)
				<u>(369,665.06)</u>	<u>0.00</u>	<u>(363,185.42)</u>	<u>335,000.00</u>	
Grand Total				(82,096,057.34)	79,509,628.08	(5,247,507.96)	5,168,742.75	

County of Maui

Parks and Recreation

Grant Revenues & Expenditures Quarterly Report - by Index and Fiscal Year as of 3/31/2018

Index	Index Title	FY	Beginning Fund Balance	Revenue	Expenditures	Transfers In	Transfers Out	Ending Fund Balance
136221	2012 USTA WHEELCHAIR TENNIS	2015	(783.85)		783.85			0.00
				0.00	783.85	0.00	0.00	
146503	MAKENA LIFEGUARD SERVICES	2015	(19,534.63)		19,534.63			0.00
				0.00	19,534.63	0.00	0.00	
146508	WAR MEMORIAL STADIUM	2015	90,145.00	(90,145.00)				0.00
				(90,145.00)	0.00	0.00	0.00	
156503	MAKENA LIFEGUARD SERVICES	2015		(606,469.00)	456,904.12			(149,564.88)
156503	MAKENA LIFEGUARD SERVICES	2016	(149,564.88)		149,478.08			(86.80)
156503	MAKENA LIFEGUARD SERVICES	2017	(86.80)		86.80			0.00
				(606,469.00)	606,469.00	0.00	0.00	
156504	PLAY & LEARN SESSIONS (PALS)	2015		(62,896.84)	62,896.84			0.00
				(62,896.84)	62,896.84	0.00	0.00	
166215	BINHI AT ANI COMM CTR-DAGS06	2015		(58,561.30)	58,561.30			0.00
				(58,561.30)	58,561.30	0.00	0.00	
166795	PLAY & LEARN SESSIONS (PALS)	2016		(73,995.78)	73,995.78			0.00
				(73,995.78)	73,995.78	0.00	0.00	
166820	MAKENA LIFEGUARD SERVICES	2016		(606,469.00)	317,958.25			(288,510.75)
166820	MAKENA LIFEGUARD SERVICES	2017	(288,510.75)		288,510.75			0.00
				(606,469.00)	606,469.00	0.00	0.00	
176795	PLAY & LEARN SESSIONS (PALS)	2017		(75,215.85)	75,215.85			0.00
				(75,215.85)	75,215.85	0.00	0.00	
186795	PLAY & LEARN SESSIONS (PALS)	2018		(69,173.16)	69,173.16			0.00
				(69,173.16)	69,173.16	0.00	0.00	
Grand Total				(1,642,925.93)	1,573,099.41	0.00	0.00	

County of Maui

Public Works

Grant Revenues & Expenditures Quarterly Report - by Index and Fiscal Year as of 3/31/2018

Index	Index Title	FY	Beginning Fund Balance	Revenue	Expenditures	Transfers In	Transfers Out	Ending Fund Balance
106571	BRIDGE INSPCTN/APPR BRNBIS#44	2015	2,749.87					2,749.87
106571	BRIDGE INSPCTN/APPR BRNBIS#44	2016	2,749.87		(2,749.87)			0.00
				0.00	(2,749.87)	0.00	0.00	
116502	FHWA PROJS STATE REVIEWS	2015	24,470.21	(36,255.61)	74,939.04			63,153.64
116502	FHWA PROJS STATE REVIEWS	2016	63,153.64	(103,103.69)	66,865.04			26,914.99
116502	FHWA PROJS STATE REVIEWS	2017	26,914.99	8,436.15	69,908.33			105,259.47
116502	FHWA PROJS STATE REVIEWS	2018	105,259.47	(6,458.21)	6,110.37			104,911.63
				(137,381.36)	217,822.78	0.00	0.00	
136661	BRIDGE INSPECTN NBIS(057)	2015	103,890.00	(131,764.00)	51,890.00			24,016.00
136661	BRIDGE INSPECTN NBIS(057)	2016	24,016.00	(36,976.00)	12,960.00			0.00
				(168,740.00)	64,850.00	0.00	0.00	
136754	EPA SEAWEED REMOVAL	2015	(15,236.25)	15,236.25				0.00
				15,236.25	0.00	0.00	0.00	
146660	FHWA VARIOUS PROJECTS COUNTY	2015	(181,573.18)	(220,960.49)	433,125.41			30,591.74
146660	FHWA VARIOUS PROJECTS COUNTY	2016	30,591.74	(97,639.34)	64,938.47			(2,109.13)
146660	FHWA VARIOUS PROJECTS COUNTY	2017	(2,109.13)	(119,513.88)	137,145.85			15,522.84
146660	FHWA VARIOUS PROJECTS COUNTY	2018	15,522.84	(19,661.49)				(4,138.65)
				(457,775.20)	635,209.73	0.00	0.00	
166892	Complete Streets Training	2016		(10,000.00)	10,000.00			0.00
				(10,000.00)	10,000.00	0.00	0.00	
186892	SOH DAPARTMENT OF HEALTH	2018		(24,500.00)	18,978.42			(5,521.58)
				(24,500.00)	18,978.42	0.00	0.00	
Grand Total				(783,160.31)	944,111.06	0.00	0.00	

County of Maui

Transportation

Grant Revenues & Expenditures Quarterly Report - by Index and Fiscal Year as of 3/31/2018

Index	Index Title	FY	Beginning Fund Balance	Revenue	Expenditures	Transfers In	Transfers Out	Ending Fund Balance
116278	FTA 5309 FFY 2010 BUS & FCILTS	2015	754,149.73	(740,000.00)				14,149.73
116278	FTA 5309 FFY 2010 BUS & FCILTS	2016	14,149.73		(14,149.73)			0.00
				<u>(740,000.00)</u>	<u>(14,149.73)</u>	<u>0.00</u>	<u>0.00</u>	
126280	FTA RURAL TRNST ASSTNCE FFY12	2015	1,301.73					1,301.73
126280	FTA RURAL TRNST ASSTNCE FFY12	2016	1,301.73		2,163.56			3,465.29
126280	FTA RURAL TRNST ASSTNCE FFY12	2017	3,465.29		(868.29)			2,597.00
126280	FTA RURAL TRNST ASSTNCE FFY12	2018	2,597.00	(2,597.00)				0.00
				<u>(2,597.00)</u>	<u>1,295.27</u>	<u>0.00</u>	<u>0.00</u>	
136278	FTA5309 BUS & BUS FAC SGR	2015	2,334,542.00	(1,000,000.00)	445,458.00			1,780,000.00
136278	FTA5309 BUS & BUS FAC SGR	2016	1,780,000.00	(1,440,000.00)				340,000.00
136278	FTA5309 BUS & BUS FAC SGR	2017	340,000.00	(340,000.00)				0.00
				<u>(2,780,000.00)</u>	<u>445,458.00</u>	<u>0.00</u>	<u>0.00</u>	
136279	FTA#5309 FORMULA FUNDS PRG	2015	26,248.52		21,856.80			48,105.32
136279	FTA#5309 FORMULA FUNDS PRG	2016	48,105.32	(40,265.00)	116,208.00			124,048.32
136279	FTA#5309 FORMULA FUNDS PRG	2017	124,048.32	(124,049.00)	.68			0.00
				<u>(164,314.00)</u>	<u>138,065.48</u>	<u>0.00</u>	<u>0.00</u>	
136802	FTA5309 LIVABILITY PRG FY13	2015	683,037.00	(779,714.00)	96,677.00			0.00
				<u>(779,714.00)</u>	<u>96,677.00</u>	<u>0.00</u>	<u>0.00</u>	
146800	FTA SEC5311 NON-URBANIZED AREA	2015		(595,843.00)				(595,843.00)
146800	FTA SEC5311 NON-URBANIZED AREA	2016	(595,843.00)		500,125.00			(95,718.00)
146800	FTA SEC5311 NON-URBANIZED AREA	2017	(95,718.00)		95,718.00			0.00
				<u>(595,843.00)</u>	<u>595,843.00</u>	<u>0.00</u>	<u>0.00</u>	
146802	FTA RURAL TRNST ASST - RTAP	2015		(3,909.00)	6,746.62			2,837.62
146802	FTA RURAL TRNST ASST - RTAP	2016	2,837.62	(198.00)	3,074.38			5,714.00
146802	FTA RURAL TRNST ASST - RTAP	2017	5,714.00	(5,714.00)				0.00
				<u>(9,821.00)</u>	<u>9,821.00</u>	<u>0.00</u>	<u>0.00</u>	
146804	FTA PLANNING PROGRAM 5305 (e)	2015			94,942.59			94,942.59
146804	FTA PLANNING PROGRAM 5305 (e)	2016	94,942.59	(82,889.00)	36,388.48			48,442.07
146804	FTA PLANNING PROGRAM 5305 (e)	2017	48,442.07	(40,728.00)	(1,543.07)			6,171.00
146804	FTA PLANNING PROGRAM 5305 (e)	2018	6,171.00	(6,171.00)				0.00
				<u>(129,788.00)</u>	<u>129,788.00</u>	<u>0.00</u>	<u>0.00</u>	
166280	RURAL TRANSIT ASSTNC PRG06	2015		(263.00)				(263.00)
166280	RURAL TRANSIT ASSTNC PRG06	2016	(263.00)		263.00			0.00

County of Maui

Transportation

Grant Revenues & Expenditures Quarterly Report - by Index and Fiscal Year as of 3/31/2018

Index	Index Title	FY	Beginning Fund Balance	Revenue	Expenditures	Transfers In	Transfers Out	Ending Fund Balance
				(263.00)	263.00	0.00	0.00	
166905	FTA SEC5311 FFY2013 GRANT	2016			500,000.00			500,000.00
166905	FTA SEC5311 FFY2013 GRANT	2017	500,000.00	(500,000.00)				0.00
				(500,000.00)	500,000.00	0.00	0.00	
166906	FTA SEC5305 METROPOLITAN TRANS	2017		(96,628.32)	143,541.56			46,913.24
166906	FTA SEC5305 METROPOLITAN TRANS	2018	46,913.24	(59,946.26)	130,414.32			117,381.30
				(156,574.58)	273,955.88	0.00	0.00	
176908	FTA SEC5339 BUS/BUS FAC FORM	2017			70,528.00			70,528.00
176908	FTA SEC5339 BUS/BUS FAC FORM	2018	70,528.00	(70,528.00)	385,035.91			385,035.91
				(70,528.00)	455,563.91	0.00	0.00	
176909	FTA SEC5311 NON-URBANIZED	2017			522,101.22			522,101.22
176909	FTA SEC5311 NON-URBANIZED	2018	522,101.22	(525,254.00)	6,208.51			3,055.73
				(525,254.00)	528,309.73	0.00	0.00	
176911	FHWA MAUI METRO PLANNING ORG	2018		(50,000.00)	189.52			(49,810.48)
				(50,000.00)	189.52	0.00	0.00	
186912	FHWA MAUI MPO FY18 UPWP	2018			5,151.01			5,151.01
				0.00	5,151.01	0.00	0.00	
186914	FTA MAUI MPO FY18 UPWP	2018			38,356.69			38,356.69
				0.00	38,356.69	0.00	0.00	
Grand Total				(6,504,696.58)	3,204,587.76	0.00	0.00	

County of Maui


Environmental Management

Grant Revenues & Expenditures Quarterly Report - by Index and Fiscal Year as of 3/31/2018

Index	Index Title	FY	Beginning Fund Balance	Revenue	Expenditures	Transfers In	Transfers Out	Ending Fund Balance
136038	W MAUI RECYCLED WTR SYSTEM EXP	2015	(792,057.76)	(236,221.87)	479,925.64			(548,353.99)
136038	W MAUI RECYCLED WTR SYSTEM EXP	2016	(548,353.99)					(548,353.99)
136038	W MAUI RECYCLED WTR SYSTEM EXP	2017	(548,353.99)					(548,353.99)
136038	W MAUI RECYCLED WTR SYSTEM EXP	2018	(548,353.99)					(548,353.99)
				<u>(236,221.87)</u>	<u>479,925.64</u>	<u>0.00</u>	<u>0.00</u>	
136886	USED OIL RECOVERY FY2013	2015	4,298.59	(4,298.59)				0.00
				<u>(4,298.59)</u>	<u>0.00</u>	<u>0.00</u>	<u>0.00</u>	
146900	USED MOTOR OIL COLLECTION PRG	2015	38,216.61	(43,091.46)	4,874.85			0.00
				<u>(43,091.46)</u>	<u>4,874.85</u>	<u>0.00</u>	<u>0.00</u>	
146903	ELECTRONIC DEVICE RECYCLING	2015	12,859.57		10,950.00			23,809.57
146903	ELECTRONIC DEVICE RECYCLING	2016	23,809.57					23,809.57
146903	ELECTRONIC DEVICE RECYCLING	2017	23,809.57	(23,809.00)	(.57)			0.00
				<u>(23,809.00)</u>	<u>10,949.43</u>	<u>0.00</u>	<u>0.00</u>	
146904	GLASS RECOVERY PROGRAM	2015	25,761.01	(25,761.01)				0.00
				<u>(25,761.01)</u>	<u>0.00</u>	<u>0.00</u>	<u>0.00</u>	
146906	HYATT/W MAUI RECYCLED WATER	2015	(501,237.01)	25,761.01				(475,476.00)
146906	HYATT/W MAUI RECYCLED WATER	2016	(475,476.00)					(475,476.00)
146906	HYATT/W MAUI RECYCLED WATER	2017	(475,476.00)					(475,476.00)
146906	HYATT/W MAUI RECYCLED WATER	2018	(475,476.00)					(475,476.00)
				<u>25,761.01</u>	<u>0.00</u>	<u>0.00</u>	<u>0.00</u>	
146907	STARWOOD/W MAUI RECYCLED WATER	2015		(931,920.00)				(931,920.00)
146907	STARWOOD/W MAUI RECYCLED WATER	2016	(931,920.00)	(465,960.00)				(1,397,880.00)
146907	STARWOOD/W MAUI RECYCLED WATER	2017	(1,397,880.00)					(1,397,880.00)
146907	STARWOOD/W MAUI RECYCLED WATER	2018	(1,397,880.00)					(1,397,880.00)
				<u>(1,397,880.00)</u>	<u>0.00</u>	<u>0.00</u>	<u>0.00</u>	
156900	USED MOTOR OIL COLLECTION FY15	2015		(48,599.01)	63,000.00			14,400.99
156900	USED MOTOR OIL COLLECTION FY15	2016	14,400.99	(22,450.12)	8,125.00			75.87
156900	USED MOTOR OIL COLLECTION FY15	2017	75.87	(9,236.28)	9,160.41			0.00
				<u>(80,285.41)</u>	<u>80,285.41</u>	<u>0.00</u>	<u>0.00</u>	
156903	ELECTRONIC DEVICE RECYCLING	2015			100,000.00			100,000.00
156903	ELECTRONIC DEVICE RECYCLING	2016	100,000.00					100,000.00
156903	ELECTRONIC DEVICE RECYCLING	2017	100,000.00	(100,000.40)	.40			0.00


County of Maui

Environmental Management		Grant Revenues & Expenditures Quarterly Report - by Index and Fiscal Year as of 3/31/2018						
Index	Index Title	FY	Beginning Fund Balance	Revenue	Expenditures	Transfers In	Transfers Out	Ending Fund Balance
				<u>(100,000.40)</u>	<u>100,000.40</u>	<u>0.00</u>	<u>0.00</u>	
156907	GLASS RECOVERY PROGRAM	2015		(111,060.00)	74,040.00			(37,020.00)
156907	GLASS RECOVERY PROGRAM	2016	(37,020.00)					(37,020.00)
156907	GLASS RECOVERY PROGRAM	2017	<u>(37,020.00)</u>	<u>(4,877.59)</u>	<u>41,897.59</u>			<u>(0.00)</u>
				<u>(115,937.59)</u>	<u>115,937.59</u>	<u>0.00</u>	<u>0.00</u>	
166709	ADVANCE GLASS DISPOSAL FEE	2016			55,333.32			55,333.32
166709	ADVANCE GLASS DISPOSAL FEE	2017	<u>55,333.32</u>	<u>(83,000.00)</u>	<u>27,666.68</u>			<u>0.00</u>
				<u>(83,000.00)</u>	<u>83,000.00</u>	<u>0.00</u>	<u>0.00</u>	
166710	ELECTRONIC DEVICE RECYCLING	2016			50,000.00			50,000.00
166710	ELECTRONIC DEVICE RECYCLING	2017	<u>50,000.00</u>	<u>(49,417.55)</u>	<u>(582.45)</u>			<u>0.00</u>
				<u>(49,417.55)</u>	<u>49,417.55</u>	<u>0.00</u>	<u>0.00</u>	
176907	GLASS RECOVERY PROGRAM	2017			99,100.00			99,100.00
176907	GLASS RECOVERY PROGRAM	2018	<u>99,100.00</u>	<u>(99,100.00)</u>				<u>0.00</u>
				<u>(99,100.00)</u>	<u>99,100.00</u>	<u>0.00</u>	<u>0.00</u>	
186907	GLASS RECOVERY PROGRAM	2018			96,933.52			96,933.52
				<u>0.00</u>	<u>96,933.52</u>	<u>0.00</u>	<u>0.00</u>	
	Grand Total			(2,233,041.87)	1,120,424.39	0.00	0.00	



III. Expenditures

III.A. Operations by Activity



County of Maui
Statement of Appropriations and Expenditures
Operations by Activity
Fiscal Year Ending 6/30/17 - as of 3/31/2018

Activity		Prior Year	Amended	Year	Current	Balance	% of
* Program	** Fund	*** Department	Encumbrance	Annual	to Date	Encumbrance	Budget
			6/30/2016	Estimate	Expended	03/31/2018	Available
							Available
County Council							
01000		Council services	302,857	6,513,029	3,274,703	409,190	3,131,996 48.1 %
010	*	COUNCIL SERVICES PROGRAM	302,857	6,513,029	3,274,703	409,190	3,131,996 48.1 %
01300		COUNTY AUDITOR PROGRAM	255,084	1,189,949	609,571	264,999	570,463 47.9 %
013	*	COUNTY AUDITOR PROGRAM	255,084	1,189,949	609,571	264,999	570,463 47.9 %
Fund **	GENERAL FUND		557,941	7,702,978	3,884,274	674,189	3,702,459 48.1 %
Dept ***	County Council		557,941	7,702,978	3,884,274	674,189	3,702,459 48.1 %
County Clerk							
02000		County clerk	157,869	1,633,439	588,710	115,925	1,086,673 66.5 %
020	*	COUNTY CLERK PROGRAM	157,869	1,633,439	588,710	115,925	1,086,673 66.5 %
Fund **	GENERAL FUND		157,869	1,633,439	588,710	115,925	1,086,673 66.5 %
Dept ***	County Clerk		157,869	1,633,439	588,710	115,925	1,086,673 66.5 %
Office of the Mayor							
03000		Office of mayor administration	14,864	1,513,768	1,090,985	34,780	402,868 26.6 %
030	*	OFFICE OF MAYOR ADMIN PROGRAM	14,864	1,513,768	1,090,985	34,780	402,868 26.6 %
04000		Economic development	6,806	974,253	750,301	20,502	210,257 21.6 %
04001		Molokai economic dev & cultura	95,000	140,000	73,718	133,902	27,380 19.6 %
04009		Agriculture promotion	102,612	227,000	122,443	129,303	77,866 34.3 %
04010		Aquaculture & marine resources	4,803		4,803		-
04011		Film industry promotions		115,000	107,812		7,188 6.3 %
04013		Maui county farm bureau	221,171	295,000	166,466	349,705	0.0 %
04014		Maui economic development boar	312,701	800,000	712,701	400,000	0.0 %
04015		Maui visitors bureau		4,000,000	3,000,000	1,000,000	0.0 %
04017		Small business/high tech promo	89	65,000	28,424	7,480	29,184 44.9 %
04030		Maui arts & cultural center		318,000	286,200	31,800	0.0 %

County of Maui
Statement of Appropriations and Expenditures
Operations by Activity
Fiscal Year Ending 6/30/17 - as of 3/31/2018

Activity			Prior Year	Amended	Year	Current	Balance	% of
* Program	** Fund	*** Department	Encumbrance	Annual	to Date	Encumbrance	Available	Budget
			6/30/2016	Estimate	Expended	03/31/2018		Available
04037		Business research library	38,965	70,000	38,965	70,000		0.0 %
04039		Hui o waa kaulua	57,448		57,448			-
04054		Environmental protection	965,291	1,440,000	953,157	1,339,033	113,101	7.9 %
04057		East Maui econ dev/cultural	40,700	100,000	23,515	76,185	41,000	41.0 %
04066		UH tropical ag/human resources	78,788	75,000	10,360	143,428		0.0 %
04068		MEO bus dev cp microenterprise	119,343	265,000	248,901	135,441		0.0 %
04070		Maui nui botanical gardens	80,773	150,000	80,773	150,000		0.0 %
04079		Maui Arts&Cult Capital	962,151	400,000	427,894	934,258		0.0 %
04081		Grnt-Maui comm theater-lao imp	53,045	53,045	53,045		53,045	100.0 %
04082		Maui soil/water conservation		175,000	87,500	87,500		0.0 %
04083		Soil/water conservation-Moloka	2,200	22,000	22,000	2,200		0.0 %
04092		CULTURAL & ARTS PROGRAM	16,129		4,911	11,218		-
04093		Molokai Livestock Cooperative	15,922			15,922		-
04094		Academy of Hospitality & Touri	13,500		1,782	11,718		-
04106		Ke Ao I Ka Makani Ho'eha'ili		75,000	51,500	23,500		0.0 %
04113		Ka Ipu Kukui fellows leadrshp		25,000	19,792	5,208		0.0 %
04117		Renewable energy programs	10,000	175,000	47,509		137,491	78.6 %
04118		Grnts Friends of Maui H School	36,862	65,000	32,305	4,556	65,000	100.0 %
04122		4-H UPCOUNTRY FAIR	1				1	-
04124		HANA ARTS	20,000	20,000	20,000	20,000		0.0 %
04125		Maui Eco Dev Brd-Maui HS prg m	29,386	45,000	29,386		45,000	100.0 %
04126		COQUI FROG ERADICATION PRJ	265,992	750,000	145,642	870,350		0.0 %
04130		HAI-MAK-PAI ECO DEVT&CULTURAL	39,386	175,000	117,124	83,920	13,341	7.6 %
04135		Ma Ka Hana Ka Ike-OED	90,000	90,000	90,000	90,000		0.0 %
04138		SMaui economic dev & cultura		100,000	32,512	53,149	14,339	14.3 %
04139		Festivals of aloha		80,000	80,000			0.0 %
04140		WMaui economic dev & cultura		100,000	55,589	28,354	16,057	16.1 %
04142		CMaui economic dev & cultura		75,000	32,573	21,604	20,823	27.8 %
04144		250TH CELEB OF QUEEN KAAHUMANU		100,000	53,151	46,849		0.0 %

County of Maui
Statement of Appropriations and Expenditures
Operations by Activity
Fiscal Year Ending 6/30/17 - as of 3/31/2018

Activity	Prior Year Encumbrance 6/30/2016	Amended Annual Estimate	Year to Date Expended	Current Encumbrance 03/31/2018	Balance Available	% of Budget Available
* Program ** Fund *** Department						
04145 Lanai eco dev & cultural prgs	70,984	200,000	79,906	43,105	147,973	74.0 %
04148 SISTER CITY PROGRAM	17,086	15,000	9,345	7,695	15,046	100.3 %
04149 WAILUKU FIRST FRIDAY EVENTS		25,000		25,000		0.0 %
04151 Maui Film Festival	25,000	25,000	25,000		25,000	100.0 %
04152 Lahaina Boat Day	5,635	25,000	12,835	17,800		0.0 %
04154 Made in maui county festival		100,000	100,000			0.0 %
04404 Economic dev initiatives prg	9,908		9,909			-
32169 Arts education/innovative prg		424,360		424,360		0.0 %
040 * MAYOR ADMIN ECONOMIC DEV PRGMS	3,807,677	12,373,658	8,307,197	6,815,045	1,059,092	8.6 %
12300 BUDGET	12,442	472,990	310,965		174,468	36.9 %
123 * BUDGET PROGRAM	12,442	472,990	310,965	0	174,468	36.9 %
Fund ** GENERAL FUND	3,834,983	14,360,416	9,709,147	6,849,825	1,636,428	11.4 %
04156 MOKUULA/MOKUHINIA RESTORATION		400,000			400,000	100.0 %
040 * MAYOR ADMIN ECONOMIC DEV PRGMS	0	400,000	0	0	400,000	100.0 %
Fund ** SPECIAL REVENUE FUND	0	400,000	0	0	400,000	100.0 %
Dept *** Office of the Mayor	3,834,983	14,760,416	9,709,147	6,849,825	2,036,428	13.8 %
Management						
06000 Management	175,991	1,025,489	737,485	212,619	251,376	24.5 %
32178 West maui veterans club		4,000		4,000		0.0 %
060 * MANAGEMENT PROGRAM	175,991	1,029,489	737,485	216,619	251,376	24.4 %
06500 Management information systems	2,947,769	9,573,745	6,497,194	2,950,087	3,074,236	32.1 %
065 * MANAGEMENT INFORMATION SYSTEMS	2,947,769	9,573,745	6,497,194	2,950,087	3,074,236	32.1 %
06600 Geographic information systems	5,234			5,234		-
066 * GEOGRAPHIC INFORMATION SYSTEMS	5,234	0	0	5,234	0	--

County of Maui
Statement of Appropriations and Expenditures
Operations by Activity
Fiscal Year Ending 6/30/17 - as of 3/31/2018

Activity * Program ** Fund *** Department	Prior Year Encumbrance 6/30/2016	Amended Annual Estimate	Year to Date Expended	Current Encumbrance 03/31/2018	Balance Available	% of Budget Available
Fund ** GENERAL FUND	3,128,994	10,603,234	7,234,679	3,171,940	3,325,612	31.4 %
Dept *** Management	3,128,994	10,603,234	7,234,679	3,171,940	3,325,612	31.4 %
Corporation Counsel						
07000 Legal services	61,547	4,203,609	2,736,352	145,271	1,383,535	32.9 %
070 * LEGAL SERVICES PROGRAM	61,547	4,203,609	2,736,352	145,271	1,383,535	32.9 %
Fund ** GENERAL FUND	61,547	4,203,609	2,736,352	145,271	1,383,535	32.9 %
Dept *** Corporation Counsel	61,547	4,203,609	2,736,352	145,271	1,383,535	32.9 %
Prosecuting Attorney						
08000 Prosecutors administration	(86,117)	881,453	650,180	32,927	112,229	12.7 %
080 * PROSECUTORS ADMIN PROGRAM	(86,117)	881,453	650,180	32,927	112,229	12.7 %
09000 General prosecution	8,336	5,881,479	4,240,742	2,290	1,646,785	28.0 %
090 * GENERAL PROSECUTION PROGRAM	8,336	5,881,479	4,240,742	2,290	1,646,785	28.0 %
Fund ** GENERAL FUND	(77,781)	6,762,932	4,890,922	35,217	1,759,014	26.0 %
Dept *** Prosecuting Attorney	(77,781)	6,762,932	4,890,922	35,217	1,759,014	26.0 %
Finance						
10000 Finance Administration	1,500	709,748	477,765	1,526	231,958	32.7 %
100 * FINANCE ADMIN PROGRAM	1,500	709,748	477,765	1,526	231,958	32.7 %
11000 Treasury	116,122	1,226,723	814,259	143,047	385,539	31.4 %
110 * TREASURY PROGRAM	116,122	1,226,723	814,259	143,047	385,539	31.4 %
12000 Accounts	181,090	1,361,942	1,021,177	259,407	262,448	19.3 %
120 * ACCOUNTS PROGRAM	181,090	1,361,942	1,021,177	259,407	262,448	19.3 %
13000 Purchasing	10,331	447,129	323,726	20,705	113,029	25.3 %

County of Maui
Statement of Appropriations and Expenditures
Operations by Activity
Fiscal Year Ending 6/30/17 - as of 3/31/2018

Activity	Prior Year Encumbrance 6/30/2016	Amended Annual Estimate	Year to Date Expended	Current Encumbrance 03/31/2018	Balance Available	% of Budget Available
* Program ** Fund *** Department						
130 * PURCHASING PROGRAM	10,331	447,129	323,726	20,705	113,029	25.3 %
14000 Financial services	1,079,386	6,483,005	4,397,813	821,460	2,343,125	36.1 %
14003 CW svc ctr-annual lease costs		570,000	419,972	141,088	8,939	1.6 %
140 * FINANCIAL SERVICES	1,079,386	7,053,005	4,817,785	962,548	2,352,064	33.3 %
17001 Countywide fringe benefits	252,454	93,976,551	59,408,846	257,584	34,562,574	36.8 %
17002 Interfund Fringe Reimbursement		(20,535,928)	(13,938,551)		(6,597,378)	32.1 %
17003 Bond issuance & debt services	21,644	6,540,827	28,200	5,969	6,528,303	99.8 %
17005 Supplemental transfer golf		2,153,414	1,615,061		538,353	25.0 %
17006 Supplemental transfer solidwst		14,952,702	11,214,527		3,738,176	25.0 %
17009 Insurance & self insurance	701,400	12,700,000	5,251,566	477,282	7,672,554	60.4 %
17012 Open space, natural resources		3,031,757	3,031,757			0.0 %
17013 CW affordable housing fund		6,063,514	6,063,514			0.0 %
17014 Countywide general costs	(294)	1,435,385	838,171	52,549	544,369	37.9 %
17015 Overhead reimbursement		(21,176,292)	(15,885,872)		(5,290,420)	25.0 %
17019 Post-Employment Obligations Fd		17,000,000	17,000,000			0.0 %
170 * COUNTY WIDE COSTS PROGRAM	975,204	116,141,930	74,627,219	793,384	41,696,531	35.9 %
Fund ** GENERAL FUND	2,363,633	126,940,477	82,081,931	2,180,617	45,041,569	35.5 %
17003 Bond issuance & debt services		39,476,754	19,665,377		19,811,380	50.2 %
170 * COUNTY WIDE COSTS PROGRAM	0	39,476,754	19,665,377	0	19,811,380	50.2 %
Fund ** DEBT SERVICE FUND	0	39,476,754	19,665,377	0	19,811,380	50.2 %
Dept *** Finance	2,363,633	166,417,231	101,747,308	2,180,617	64,852,949	39.0 %
Personnel Services						
18000 Personnel services	34,918	1,649,870	1,093,020	63,608	528,160	32.0 %
180 * PERSONNEL SERVICES PROGRAM	34,918	1,649,870	1,093,020	63,608	528,160	32.0 %
Fund ** GENERAL FUND	34,918	1,649,870	1,093,020	63,608	528,160	32.0 %

County of Maui
Statement of Appropriations and Expenditures
Operations by Activity
Fiscal Year Ending 6/30/17 - as of 3/31/2018

Activity			Prior Year	Amended	Year	Current	Balance	% of
* Program	** Fund	*** Department	Encumbrance 6/30/2016	Annual Estimate	to Date Expended	Encumbrance 03/31/2018	Available	Budget Available
Dept ***	Personnel Services		<u>34,918</u>	<u>1,649,870</u>	<u>1,093,020</u>	<u>63,608</u>	<u>528,160</u>	<u>32.0 %</u>
Planning								
19000	Planning		120,033	5,294,233	3,756,195	243,460	1,414,611	26.7 %
19006	General plan update		56,213			56,213		-
19021	Maui redevelopment agency		25,265	333,500	108,703	138,022	112,040	33.6 %
19035	UH-Maui Sea Grant			104,000	34,059	69,941		0.0 %
19039	Development mitigation fee stu		15,280			15,280		-
19042	Small Town Planning		15,178			15,178		-
19063	Cultural resource management			25,000			25,000	100.0 %
19067	Envrnmtl assmnts-Planning					4,164	(4,164)	-
190	* PLANNING PROGRAM		<u>231,969</u>	<u>5,756,733</u>	<u>3,898,957</u>	<u>542,258</u>	<u>1,547,487</u>	<u>26.9 %</u>
Fund **	GENERAL FUND		<u>231,969</u>	<u>5,756,733</u>	<u>3,898,957</u>	<u>542,258</u>	<u>1,547,487</u>	<u>26.9 %</u>
Dept ***	Planning		<u>231,969</u>	<u>5,756,733</u>	<u>3,898,957</u>	<u>542,258</u>	<u>1,547,487</u>	<u>26.9 %</u>
Police								
26000	Police administration		46,890	4,817,028	3,668,903	75,016	1,119,999	23.3 %
260	* POLICE ADMINISTRATION PROGRAM		<u>46,890</u>	<u>4,817,028</u>	<u>3,668,903</u>	<u>75,016</u>	<u>1,119,999</u>	<u>23.3 %</u>
27000	Investigative service		68,640	11,020,274	7,323,607	95,371	3,669,938	33.3 %
270	* INVESTIGATIVE SERVICE PROGRAM		<u>68,640</u>	<u>11,020,274</u>	<u>7,323,607</u>	<u>95,371</u>	<u>3,669,938</u>	<u>33.3 %</u>
28000	Uniformed patrol services		649,034	29,282,751	21,573,011	404,103	7,954,674	27.2 %
280	* UNIFORMED PATROL SERVICES PROG		<u>649,034</u>	<u>29,282,751</u>	<u>21,573,011</u>	<u>404,103</u>	<u>7,954,674</u>	<u>27.2 %</u>
29000	Technical & support services		910,516	9,639,935	6,794,918	838,685	2,916,845	30.3 %
290	* TECHNICAL & SUPPORT SVCS PROG		<u>910,516</u>	<u>9,639,935</u>	<u>6,794,918</u>	<u>838,685</u>	<u>2,916,845</u>	<u>30.3 %</u>
Fund **	GENERAL FUND		<u>1,675,080</u>	<u>54,759,988</u>	<u>39,360,439</u>	<u>1,413,175</u>	<u>15,661,456</u>	<u>28.6 %</u>
Dept ***	Police		<u>1,675,080</u>	<u>54,759,988</u>	<u>39,360,439</u>	<u>1,413,175</u>	<u>15,661,456</u>	<u>28.6 %</u>

County of Maui
Statement of Appropriations and Expenditures
Operations by Activity
Fiscal Year Ending 6/30/17 - as of 3/31/2018

Activity	Prior Year	Amended	Year	Current	Balance	% of
* Program ** Fund *** Department	Encumbrance	Annual	to Date	Encumbrance	Available	Budget
	6/30/2016	Estimate	Expended	03/31/2018		Available
Fire and Public Safety						
22000 Fire control admin & maint	29,957	1,829,062	1,423,446	22,178	413,395	22.6 %
220 * FIRE CONTROL ADMIN/MAINT PROG	29,957	1,829,062	1,423,446	22,178	413,395	22.6 %
23000 Fire control training	122,837	1,093,292	737,209	100,872	378,046	34.6 %
230 * FIRE CONTROL TRAINING PROGRAM	122,837	1,093,292	737,209	100,872	378,046	34.6 %
24000 Fire rescue operations	1,228,503	27,963,093	23,237,694	298,526	5,655,383	20.2 %
240 * FIRE RESCUE OPERATIONS PROGRAM	1,228,503	27,963,093	23,237,694	298,526	5,655,383	20.2 %
25000 Fire prevention	5,640	873,535	517,527	3,112	358,536	41.0 %
250 * FIRE PREVENTION PROGRAM	5,640	873,535	517,527	3,112	358,536	41.0 %
25200 Ocean safety adm/ocean safety	36,853	3,551,622	2,730,932	9,152	848,390	23.9 %
252 * OCEAN SAFETY PROGRAM	36,853	3,551,622	2,730,932	9,152	848,390	23.9 %
Fund ** GENERAL FUND	1,423,790	35,310,604	28,646,808	433,840	7,653,750	21.7 %
Dept *** Fire and Public Safety	1,423,790	35,310,604	28,646,808	433,840	7,653,750	21.7 %
Emergency Management Agency						
21000 Civil defense	59,324	576,495	368,287	67,655	199,875	34.7 %
21003 GRNT AMERICAN RED CROSS		25,000	25,000			0.0 %
210 * CIVIL DEFENSE PROGRAM	59,324	601,495	393,287	67,655	199,875	33.2 %
Fund ** GENERAL FUND	59,324	601,495	393,287	67,655	199,875	33.2 %
Dept *** Emergency Management Agency	59,324	601,495	393,287	67,655	199,875	33.2 %
Liquor Control						
20000 Liquor control general	27,848	2,062,115	1,116,554	30,107	943,303	45.7 %
20002 Liquor admin overhead charges		1,088,039	603,116		484,923	44.6 %
200 * LIQUOR CONTROL GENERAL PROG	27,848	3,150,154	1,719,670	30,107	1,428,226	45.3 %

County of Maui
Statement of Appropriations and Expenditures
Operations by Activity
Fiscal Year Ending 6/30/17 - as of 3/31/2018

Activity	Prior Year Encumbrance 6/30/2016	Amended Annual Estimate	Year to Date Expended	Current Encumbrance 03/31/2018	Balance Available	% of Budget Available
* Program ** Fund *** Department						
Fund ** GENERAL FUND	27,848	3,150,154	1,719,670	30,107	1,428,226	45.3 %
Dept *** Liquor Control	27,848	3,150,154	1,719,670	30,107	1,428,226	45.3 %
Housing and Human Concerns						
30000 Housing & human concerns admin	7,516	454,836	323,371	11,128	127,853	28.1 %
300 * HSG & HUMAN CONCERNS ADM PROG	7,516	454,836	323,371	11,128	127,853	28.1 %
31000 Housing	5,839	574,998	372,966	27,797	180,075	31.3 %
31006 Affordable rental housing prg		1,000,000	750,000	250,000		0.0 %
31007 Hale Mahaolu-Homeownership/hsg		80,000	42,792	37,208		0.0 %
310 * HOUSING PROGRAM	5,839	1,654,998	1,165,758	315,005	180,075	10.9 %
32000 Human concerns - general	50,601	5,213,157	3,544,749	139,110	1,579,899	30.3 %
32001 Hana Youth Center, Inc		147,041	110,281	36,760		0.0 %
32011 Women helping women		220,000	165,000	55,000		0.0 %
32012 Early childhood		170,195	145,896	24,299		0.0 %
32014 Substance abuse	36,195	500,000	406,975	129,220		0.0 %
32015 E Malama I Na Keiki preschool		86,335	64,530	21,806		0.0 %
32016 Homelessness programs	134,120	1,000,000	792,302	308,818	33,000	3.3 %
32017 Maui adult day care center		358,440	268,830	89,610		0.0 %
32018 MCC cooperative education	1,876		1,876			-
32019 MEO Headstart after school		245,040	183,780	61,260		0.0 %
32020 MEO headstart summer	18,025	180,250		18,025	180,250	100.0 %
32022 Community partnership grants	19,799		1,049	18,750		-
32025 Lanai Youth Center	2,247	172,086	129,065	45,269		0.0 %
32029 Kihei Youth Center		245,285	183,964	61,321		0.0 %
32034 Youth	15,553	89,833	54,153	36,900	14,333	16.0 %
32036 Maui family support services		65,564	47,741	17,824		0.0 %
32039 J. Walter Cameron center expsn	23,250	90,000	23,250		90,000	100.0 %
32040 Big brothers & sisters		105,892	79,419	26,473		0.0 %

**County of Maui
Statement of Appropriations and Expenditures
Operations by Activity
Fiscal Year Ending 6/30/17 - as of 3/31/2018**

Activity	Prior Year	Amended	Year	Current	Balance	% of
* Program ** Fund *** Department	Encumbrance	Annual	to Date	Encumbrance	Available	Budget
	6/30/2016	Estimate	Expended	03/31/2018		Available
32058 Mental health associaiton		50,000	37,500	12,500		0.0 %
32062 Self sufficiency	5,194	95,000	28,099	71,444	651	0.7 %
32064 Hana community association	15,632	84,863	63,600	36,895		0.0 %
32070 MEO infant toddler care		97,850	71,996	25,854		0.0 %
32084 Maui community food bank		400,000	300,000	100,000		0.0 %
32085 Maui arts & performing academy		15,000	11,250	3,750		0.0 %
32088 Hui Malama learning center		282,843	163,691	119,152		0.0 %
32090 FAM SPT-TEEN VOICES	4,262	42,630	4,262		42,630	100.0 %
32094 Salvation Army		140,000	105,000	35,000		0.0 %
32100 Grant for Molokai Youth Ctr		257,500	193,125	64,375		0.0 %
32102 IMUA FAMILY SERVICES		36,050	24,456	11,594		0.0 %
32104 Paia Youth Council, Inc		230,978	207,880	23,098		0.0 %
32106 Boys/Girls Club of Maui, Inc		1,026,910	770,183	256,728		0.0 %
32109 Maui Farm	3,017	240,000	180,000	63,017		0.0 %
32110 YOUTH ALCOHOL EDUC AWARENESS	18,928	100,000	82,678	11,250	25,000	25.0 %
32111 Coalition for Drug Free Lanai		43,272	32,454	10,818		0.0 %
32116 MEO ENLACE HISPANO PROGRAM		95,464	71,598	23,866		0.0 %
32117 Lahaina tutoring project		11,000	5,500	5,500		0.0 %
32119 Volunter ctr project graduation		47,741		47,741		0.0 %
32120 Ohana Makamae	8,164	81,636	69,391	20,409		0.0 %
32127 National Kidney Foundation/HI		25,000	18,750	6,250		0.0 %
32130 Lanai women's center		82,610	61,958	20,653		0.0 %
32135 Grnts/Disb-Svcs-Frail/Elderly	330,364	777,508	582,012	431,801	94,059	12.1 %
32138 BOYS/GIRLS CLUB PAUKUKALO		75,000			75,000	100.0 %
32142 MEO UNDERAGE DRINKING		50,000	37,500	12,500		0.0 %
32146 MEO Planning&Coordinating		82,925	62,194	20,731		0.0 %
32149 Grnt-Best Buddies prgrm		85,000	63,750	21,250		0.0 %
32150 MEO B.E.S.T. REINTEGRATION		100,000	75,000	25,000		0.0 %
32152 HALE MAKUA		200,000	85,000	115,000		0.0 %

County of Maui
Statement of Appropriations and Expenditures
Operations by Activity
Fiscal Year Ending 6/30/17 - as of 3/31/2018

Activity	Prior Year	Amended	Year	Current	Balance	% of
* Program ** Fund *** Department	Encumbrance	Annual	to Date	Encumbrance	Available	Budget
	6/30/2016	Estimate	Expended	03/31/2018		Available
32156 LANAI YOUTH CTR FACILITY	100,000	100,000	15,000	85,000	100,000	100.0 %
32158 Hawaiian Kamalii Inc.		18,672	18,672			0.0 %
32159 MEO youth services		200,850	150,638	50,213		0.0 %
32160 MAUI YOUTH & FAMILY SVC, INC	75,000		75,000			-
32162 FEED MY SHEEP		100,000	75,000	25,000		0.0 %
32163 Hale mahaolu personal care prg		103,000		102,907	93	0.1 %
32167 Special Olympics Hawaii grnts		35,000	26,250	8,750		0.0 %
32171 MENTAL HEALTH KOKUA	50,000	100,000	111,112	38,888		0.0 %
32172 ROMAN CATHOLIC CHURCH SOH	3,000		3,000			-
32179 Food, shelter & safty grants	54,050	800,000	605,486	228,864	19,700	2.5 %
320 * HUMAN CONCERNS PROGRAM	969,277	15,203,420	10,691,845	3,226,243	2,254,615	14.8 %
33000 Animal management		90,000	67,500	22,500		0.0 %
33003 Animal Sheltering Program	10,300	939,302	726,852	222,751		0.0 %
33006 ANIMAL ENFORCEMENT PROGRAM	6,176	569,057	488,098	87,135		0.0 %
33010 Grant 2 Molokai Humane Society	13,281	137,634	252	13,029	137,634	100.0 %
33012 Grant 2 Lanai Animal Rescue		5,000	5,000			0.0 %
330 * ANIMAL MANAGMENT PROGRAM	29,757	1,740,993	1,287,702	345,415	137,634	7.9 %
Fund ** GENERAL FUND	1,012,389	19,054,247	13,468,676	3,897,791	2,700,177	14.2 %
Dept *** Housing and Human Concerns	1,012,389	19,054,247	13,468,676	3,897,791	2,700,177	14.2 %
Parks and Recreation						
34000 Parks & recreation administrat	45,012	2,132,176	1,397,583	52,434	727,172	34.1 %
34002 MCCC workline		117,000	58,809	58,191		0.0 %
34012 Lahaina restoration foundation		184,904	82,200	102,704		0.0 %
34016 Lahaina Rtrn Capital	55,317		1,500	53,817		-
34019 Tom Morrow Equestrian Arena	15,999		3,698	12,301		-
34021 Peahi Maintenance		25,000			25,000	100.0 %
340 * PARKS & REC ADMIN PROG	116,328	2,459,080	1,543,790	279,447	752,172	30.6 %

County of Maui
Statement of Appropriations and Expenditures
Operations by Activity
Fiscal Year Ending 6/30/17 - as of 3/31/2018

Activity		Prior Year	Amended	Year	Current	Balance	% of	
* Program	** Fund	*** Department	Encumbrance	Annual	to Date	Encumbrance	Balance	Budget
			6/30/2016	Estimate	Expended	03/31/2018	Available	Available
35000		Park maintenance	178,282		30,562	210,630	(62,910)	-
350	*	PARK MAINTENANCE PROGRAM	178,282	0	30,562	210,630	(62,910)	--
35300		PARKS PROGRAM	996,191	5,816,446	3,926,767	1,129,974	1,755,896	30.2 %
353	*	PARKS PROGRAM	996,191	5,816,446	3,926,767	1,129,974	1,755,896	30.2 %
36000		Planning & development	51,287		33,872	17,415		-
360	*	PLANNING & DEVELOPMENT PROGRAM	51,287	0	33,872	17,415	0	--
37000		Recreation & support services	600,441	20,501,492	14,238,842	1,220,243	5,642,852	27.5 %
370	*	RECREATION & SUPPORT SVCS PROG	600,441	20,501,492	14,238,842	1,220,243	5,642,852	27.5 %
38000		PALS	13,775		6,375	7,400		-
380	*	PALS PROGRAM	13,775	0	6,375	7,400	0	--
40000		Aquatics	12,598		4,368	9,038	(808)	-
400	*	AQUATICS PROGRAM	12,598	0	4,368	9,038	(808)	--
Fund	**	GENERAL FUND	1,968,902	28,777,018	19,784,576	2,874,147	8,087,202	28.1 %
34020		Lahaina restoration Park Asses	500,000		107,847	392,153		-
340	*	PARKS & REC ADMIN PROG	500,000	0	107,847	392,153	0	--
Fund	**	SPECIAL REVENUE FUND	500,000	0	107,847	392,153	0	--
42000		Waiehu golf course	329,560	1,871,870	1,206,380	348,979	646,073	34.5 %
42002		Waiehu golf ERS & FICA		272,024	156,674		115,350	42.4 %
42003		Waiehu golf health fund		173,443	113,039		60,404	34.8 %
42004		Waiehu golf admin overhead		1,176,047	838,677		337,370	28.7 %
42005		Waiehu golf debt service		231,022	173,266		57,756	25.0 %
42007		Golf contribution to OPEB		80,853	60,640		20,213	25.0 %
420	*	WAIIEHU GOLF COURSE PROGRAM	329,560	3,805,259	2,548,676	348,979	1,237,166	32.5 %

County of Maui
Statement of Appropriations and Expenditures
Operations by Activity
Fiscal Year Ending 6/30/17 - as of 3/31/2018

Activity * Program ** Fund *** Department	Prior Year Encumbrance 6/30/2016	Amended Annual Estimate	Year to Date Expended	Current Encumbrance 03/31/2018	Balance Available	% of Budget Available
Fund ** ENTERPRISE FUND	329,560	3,805,259	2,548,676	348,979	1,237,166	32.5 %
Dept *** Parks and Recreation	2,798,462	32,582,277	22,441,099	3,615,279	9,324,368	28.6 %
Public Works						
43000 Public works administration	5,176	589,314	375,755	5,176	213,559	36.2 %
430 * PUBLIC WORKS ADMIN PROGRAM	5,176	589,314	375,755	5,176	213,559	36.2 %
44000 Engineering	576,143	3,783,194	2,744,475	658,093	956,769	25.3 %
440 * ENGINEERING PROGRAM	576,143	3,783,194	2,744,475	658,093	956,769	25.3 %
45000 Special maintenance	296,176	3,233,825	2,092,644	378,407	1,058,953	32.7 %
450 * SPECIAL MAINTENANCE PROGRAM	296,176	3,233,825	2,092,644	378,407	1,058,953	32.7 %
46000 Development services admin	25,649	2,344,453	1,582,260	9,855	777,985	33.2 %
460 * DEVELOPMENT SERVICES ADMINSTRN	25,649	2,344,453	1,582,260	9,855	777,985	33.2 %
Fund ** GENERAL FUND	903,144	9,950,786	6,795,134	1,051,531	3,007,266	30.2 %
50000 Highway administration		893,565	410,458		483,107	54.1 %
50002 Highway ERS & FICA		2,224,726	1,306,871		917,855	41.3 %
50003 Highway health fund		1,408,873	966,604		442,269	31.4 %
50004 Highway debt service		5,271,441	3,953,581		1,317,860	25.0 %
50005 Highway admin overhead		4,636,722	3,457,258		1,179,464	25.4 %
50007 Supplemental trfs general fund		1,023,886	767,915		255,971	25.0 %
50011 Highways contribution to OPEB		661,248	495,936		165,312	25.0 %
500 * HIGHWAY ADMINISTRATION PROGRAM	0	16,120,461	11,358,623	0	4,761,838	29.5 %
51000 Road/bridge/drain maintenance	644,797	13,648,432	7,744,450	1,320,277	5,228,505	38.3 %
510 * ROAD/BRIDGE/DRAIN MAINT PROG	644,797	13,648,432	7,744,450	1,320,277	5,228,505	38.3 %
52000 Traffic signs & marking	94,338	1,480,369	916,331	8,209	650,167	43.9 %

County of Maui
Statement of Appropriations and Expenditures
Operations by Activity
Fiscal Year Ending 6/30/17 - as of 3/31/2018

Activity * Program ** Fund *** Department	Prior Year Encumbrance 6/30/2016	Amended Annual Estimate	Year to Date Expended	Current Encumbrance 03/31/2018	Balance Available	% of Budget Available
520 * TRAFFIC SIGNS/MARKING PROGRAM	94,338	1,480,369	916,331	8,209	650,167	43.9 %
53000 Garage services	18,993		15,043	3,442	507	-
530 * GARAGE SERVICES PROGRAM	18,993	0	15,043	3,442	507	- -
Fund ** SPECIAL REVENUE FUND	758,128	31,249,262	20,034,447	1,331,928	10,641,017	34.1 %
Dept *** Public Works	<u>1,661,272</u>	<u>41,200,048</u>	<u>26,829,581</u>	<u>2,383,459</u>	<u>13,648,283</u>	<u>33.1 %</u>
Transportation						
65000 TRANSPORTATION ADMIN/GEN FUND	150,583	1,194,759	587,010	570,167	188,165	15.7 %
650 * TRANSPORTATION	<u>150,583</u>	<u>1,194,759</u>	<u>587,010</u>	<u>570,167</u>	<u>188,165</u>	<u>15.7 %</u>
65301 HUMAN SVC TRANS/GEN FUND	13,012	6,180,013	4,648,022	1,545,003		0.0 %
653 * HUMAN SERVICE TRANSPORTN PRG	<u>13,012</u>	<u>6,180,013</u>	<u>4,648,022</u>	<u>1,545,003</u>	<u>0</u>	<u>0.0 %</u>
65900 AIR AMBULANCE PRG/GEN FUND		672,215	672,215			0.0 %
659 * AIR AMBULANCE PROGRAM	<u>0</u>	<u>672,215</u>	<u>672,215</u>	<u>0</u>	<u>0</u>	<u>0.0 %</u>
Fund ** GENERAL FUND	163,595	8,046,987	5,907,247	2,115,170	188,165	2.3 %
65001 TRANSPORTATION ADMIN/HWY FUND	286,968	400,000	147,321	190,709	348,938	87.2 %
125 * ADMINISTRATION PROGRAM	<u>286,968</u>	<u>400,000</u>	<u>147,321</u>	<u>190,709</u>	<u>348,938</u>	<u>87.2 %</u>
65034 TRANSPORTATION SHELTER CLEAN'G	7,095			7,095		-
65039 PUBLIC TRANSIT/HIGHWAY FUND	714,914	10,860,015	8,101,577	2,713,519	759,833	7.0 %
655 * PUBLIC TRANSIT PROGRAM	<u>722,009</u>	<u>10,860,015</u>	<u>8,101,577</u>	<u>2,720,614</u>	<u>759,833</u>	<u>7.0 %</u>
Fund ** SPECIAL REVENUE FUND	1,008,977	11,260,015	8,248,898	2,911,323	1,108,771	9.8 %
Dept *** Transportation	<u>1,172,572</u>	<u>19,307,002</u>	<u>14,156,145</u>	<u>5,026,493</u>	<u>1,296,936</u>	<u>6.7 %</u>
Environmental Management						
54000 Environmental mgt administratn	3,000	620,678	426,245	28,754	168,679	27.2 %

County of Maui
Statement of Appropriations and Expenditures
Operations by Activity
Fiscal Year Ending 6/30/17 - as of 3/31/2018

Activity * Program ** Fund *** Department	Prior Year Encumbrance 6/30/2016	Amended Annual Estimate	Year to Date Expended	Current Encumbrance 03/31/2018	Balance Available	% of Budget Available
540 * ENVIRONMENTAL MGT ADMIN PRGRAM	3,000	620,678	426,245	28,754	168,679	27.2 %
Fund ** GENERAL FUND	3,000	620,678	426,245	28,754	168,679	27.2 %
54205 MALAMA MAUI NUI		155,500	127,548	27,452	500	0.3 %
54219 EP & S SOLID WASTE ALTERNATIVE	509,810	7,033,196	4,524,335	1,976,109	1,042,563	14.8 %
542 * ENV PROTECTION & SUBSTAINABILI	509,810	7,188,696	4,651,883	2,003,561	1,043,063	14.5 %
55000 Wastewater administration	125,669	2,865,143	1,885,062	141,991	963,762	33.6 %
55002 Wastewater ERS & FICA		2,182,001	1,295,341		886,660	40.6 %
55003 Wastewater health fund		1,381,816	956,221		425,595	30.8 %
55004 Wastewater debt service		10,476,973	7,857,730		2,619,243	25.0 %
55005 Wastewater admin overhead		3,948,960	2,969,845		979,115	24.8 %
55008 Wastewater contributn to OPEB		648,549	486,412		162,137	25.0 %
55009 Wastewater reimb-GF-DEM admin		563,873	563,873			0.0 %
55010 CW SEWER CI RESERVE FUND		1,659,979	1,659,979			0.0 %
550 * WASTEWATER ADMIN PROGRAM	125,669	23,727,294	17,674,463	141,991	6,036,512	25.4 %
56000 Wastewater reclamation	2,346,458	21,466,527	16,392,109	1,779,010	5,641,858	26.3 %
560 * WASTEWATER RECLAMATION PROGRAM	2,346,458	21,466,527	16,392,109	1,779,010	5,641,858	26.3 %
60000 Solid waste administration	7,019	1,283,380	854,987	87,477	347,935	27.1 %
60002 Solid waste ERS & FICA		1,748,195	1,075,210		672,985	38.5 %
60003 Solid waste health fund		1,103,059	795,251		307,808	27.9 %
60004 Solid waste debt service		4,381,775	3,286,331		1,095,444	25.0 %
60005 Solid waste admin overhead		4,554,793	3,644,084		910,709	20.0 %
60007 Solidwaste contributn to OPEB		519,610	371,916		147,694	28.4 %
60008 Solidwaste reimb-GF-DEM admin		328,587	328,587			0.0 %
600 * SOLID WASTE ADMINISTRATION	7,019	13,919,399	10,356,366	87,477	3,482,575	25.0 %
60200 Solidwaste operations	873,730	13,063,175	8,408,943	2,821,526	2,706,443	20.7 %

County of Maui
Statement of Appropriations and Expenditures
Operations by Activity
Fiscal Year Ending 6/30/17 - as of 3/31/2018


Activity * Program ** Fund *** Department	Prior Year Encumbrance 6/30/2016	Amended Annual Estimate	Year to Date Expended	Current Encumbrance 03/31/2018	Balance Available	% of Budget Available
602 * SOLIDWASTE OPERATIONS	873,730	13,063,175	8,408,943	2,821,526	2,706,443	20.7 %
Fund ** SPECIAL REVENUE FUND	3,862,686	79,365,091	57,483,764	6,833,565	18,910,451	23.8 %
Dept *** Environmental Management	3,865,686	79,985,769	57,910,009	6,862,319	19,079,130	23.9 %
Water Supply						
70001 Water Administration	651,812	9,645,322	5,516,010	194,933	4,586,193	47.5 %
70004 Leeward Haleakala Forest Restn	250,572	198,000	141,061	307,074	438	0.2 %
70006 West Maui Partnershp-UH watrsd	378,941	350,000	168,902	548,656	11,384	3.3 %
70007 East Molokai Watershed Partner	163,751	250,000	163,751	250,000		0.0 %
70009 Miconia Containment & Removal	250,000	250,000	111,956	388,044		0.0 %
70010 East Maui Watershed Protection	587,035	516,000	494,483	608,506	46	0.0 %
70030 CW WATERSHED PROTECTION	105,334	98,000	9,152	96,182	98,000	100.0 %
70031 Puu Kukui Watershed Preserve	268,264	300,000	153,199	87,430	327,635	109.2 %
70032 HONOKOWAI/WAHIKULI WATERSHED	57,295	75,000	57,295	75,000		0.0 %
70036 Auwahi forest restoration proj	37,000	37,000	24,509	49,491		0.0 %
70037 Hawaii agriculture research ct	47,421	68,000	20,732	94,689		0.0 %
700 * WATER ADMINISTRATION PROGRAM	2,797,425	11,787,322	6,861,050	2,700,005	5,023,696	42.6 %
70701 Water Debt Service Expenses		6,000,000	4,020,861		1,979,139	33.0 %
70702 Water Insurance Expenses		475,000	276,073		198,927	41.9 %
70703 Water Overhead Charges		5,681,736	4,261,302		1,420,434	25.0 %
70704 Water Employee Fringe Benefits		7,010,444	4,507,381		2,503,063	35.7 %
70705 Water Refund for Mainline Exp		500,000			500,000	100.0 %
70707 Water Department Wide Expense		1,121,088	474,155		646,933	57.7 %
707 * WATER DEPARTMENT WIDE EXPENSES	0	20,788,268	13,539,772	0	7,248,496	34.9 %
70901 Water Field Operations	1,254,793	29,428,715	18,073,014	1,489,334	11,121,158	37.8 %
709 * WATER OPERATIONS PROGRAM	1,254,793	29,428,715	18,073,014	1,489,334	11,121,158	37.8 %
Fund ** UTILITY ENTERPRISE FUND	4,052,218	62,004,305	38,473,836	4,189,339	23,393,350	37.7 %

County of Maui
Statement of Appropriations and Expenditures
Operations by Activity
Fiscal Year Ending 6/30/17 - as of 3/31/2018

Activity * Program ** Fund *** Department	Prior Year Encumbrance 6/30/2016	Amended Annual Estimate	Year to Date Expended	Current Encumbrance 03/31/2018	Balance Available	% of Budget Available
Dept *** Water Supply	<u>4,052,218</u>	<u>62,004,305</u>	<u>38,473,836</u>	<u>4,189,339</u>	<u>23,393,350</u>	<u>37.7 %</u>
COUNTY AUDITOR						
Grand Total	28,042,714	567,446,331	379,182,919	41,698,307	174,607,868	30.8 %

III. Expenditures

III.B. Grant Programs



County of Maui
Statement of Appropriations and Expenditures
Grant Programs
Fiscal Year Ending 6/30/2017 - as of 3/31/2018

Index		Prior Year	Amended	Year	Current	Balance	% of	
* Program	** Fund	*** Department	Encumbrance / Carryover	Budget / Lapses	to Date Expended	Encumbrance 03/31/2018	Available	Budget Available
Office of the Mayor								
186037	2016 HAWAII SEVERE STORMS		743,477				743,477	100.0 %
030	* OFFICE OF MAYOR ADMIN PROGRAM		743,477	0	0	0	743,477	100.0 %
136187	HAWAII ST COMM/STATUS WOMEN		598		31		567	94.8 %
146302	WKFORCE INVESTMENT ACT DWP		14,497	(14,497)				-
166123	DLNR M'LAEA HARBOR SEWAGE P/O			(30,000)	(30,000)			0.0 %
166124	NOAA/HIHWNMS-MAALAEA HARBOR SW			(10,000)	(10,000)			0.0 %
166785	HAWAII ST COMM/STATUS WOMEN		726		27		699	96.3 %
166810	WKFORCE INNOVATN OPPORTUNITY		24,732		7,109		17,623	71.3 %
166816	HTA PRODUCT ENRICHMENT CY16		500	(500)				-
166817	WIOA ADULT&DISLOCATED WORKER		37,372		9,825		27,547	73.7 %
166818	WIOA ADMIN PY2015		3,985		3,847		138	3.5 %
166862	HAWAII STATE ENERGY			10,000			10,000	100.0 %
176810	WIOA YOUTH ACTIVITIES		191,553		135,777		55,776	29.1 %
176816	HTA COUNTY PRODUCT ENRICHMENT		26,782	70,000	24,687		72,095	74.5 %
176817	WIOA ADULT PROGRAM		182,339		111,322	23,267	47,750	26.2 %
176818	WIOA ADMIN PY2016		15,350		13,316		2,034	13.3 %
176821	WIOA DISLOCATED WORKER		151,808		108,832		42,976	28.3 %
186785	HAWAII ST COMM/STATUS WOMEN			3,000	1,196		1,804	60.1 %
186810	WIOA YOUTH ACTIVITIES			177,431			177,431	100.0 %
186817	WIOA ADULT PROGRAM			159,613		100,194	59,419	37.2 %
186818	WIOA ADMIN PY2017			53,902	21,014		32,888	61.0 %
186819	2017 MADE IN MAUI CO FESTIVAL			5,000			5,000	100.0 %
186821	WIOA DISLOCATED WORKER			148,087		89,843	58,244	39.3 %
186825	SOH DEPT OF LABOR/INDUSTRIAL			15,000			15,000	100.0 %
032	* MAYORS OFFICE STATE GRANTS		650,242	587,036	396,983	213,304	626,991	50.7 %
116030	CDBG PROGRAM ADMIN FY2011				(1,522)		1,522	-
146347	KHAKO RENEWAL PRJ PH-1		20,497				20,497	100.0 %
156346	CDBG PROGRAM ADMIN FY15		91		(141)		232	254.9 %
166811	HO'OLEHUA PUMPER		1,553	(1,553)				-
166813	LCHC NEW FACILITY		361,273	(315,543)			45,730	100.0 %

County of Maui
Statement of Appropriations and Expenditures
Grant Programs
Fiscal Year Ending 6/30/2017 - as of 3/31/2018

Index		Prior Year	Amended	Year	Current	Balance	% of	
* Program	** Fund	*** Department	Encumbrance / Carryover	Budget / Lapses	to Date Expended	Encumbrance 03/31/2018	Available	Budget Available
166814	WHW EMERGENCY SHELTER REHAB		4,525	(4,525)				-
166815	CDBG PROGRAM ADMIN FY16		1,200		1,200			0.0 %
166821	CAMERON CTR REHAB & IMPRVTS			122,620		122,620		0.0 %
166827	REHABILITATION OF MFSS BLDG			199,000			199,000	100.0 %
176062	HOUSING REHAB LOAN PROJECT INC		11,967	(104)	11,863			0.0 %
176803	MEO MOLOKAI SHUTTLE SVC BUS B		10,164				10,164	100.0 %
176808	LAHAINA SURF PRESERVATION		203,893		185,148		18,745	9.2 %
176811	THE MAUI FARM REHABILITATION		287,576		242,242		45,334	15.8 %
176812	KHAKO STAIRCASE SAFETY		386,775		260,461		126,314	32.7 %
176814	CAMERON CTR REHAB & IMPRVMNT		247,030			247,030		0.0 %
176815	CDBG PROGRAM ADMIN FY17		19,541		19,541			0.0 %
186811	KHAKO RENEWAL PRJ PH II			296,944		296,944		0.0 %
186815	CDBG PROGRAM ADMIN FY18			360,620	251,912	704	108,004	29.9 %
186822	HALE MAHAOLU EWALU SR CTR			550,000		550,000		0.0 %
186823	HALE MAKUA KAHULUI GEN UPGRADE			270,465		270,465		0.0 %
186824	REHABILITATION OF MFSS BLDG			325,070		325,070		0.0 %
035	* HUD - CDBG GRANTS		1,556,085	1,802,994	970,704	1,812,833	575,542	17.1 %
Fund	** SPECIAL REVENUE FUND		2,949,804	2,390,030	1,367,687	2,026,137	1,946,010	36.4 %
Dept	*** Office of the Mayor		2,949,804	2,390,030	1,367,687	2,026,137	1,946,010	36.4 %
Management								
Prosecuting Attorney								
166877	SOH GRANT-IN-AID		31,002	(55,695)	(24,693)			0.0 %
176871	VICTIM/WITNESS ASSISTANCE PRG		2,092	(1)	2,092			0.0 %
186871	VICTIM/WITNESS ASSISTANCE PRG			64,864	61,131		3,733	5.8 %
186872	CAREER CRIMINAL PROGRAM			144,736	106,875		37,861	26.2 %
081	* PROSECTORS STATE GRANTS		33,094	153,904	145,405	0	41,594	22.2 %
156608	E BYRNE MEMORIAL JAG FY15		57,488		35,320		22,168	38.6 %
166826	ASSET FORFEITURES PROGRAM			40,000	36,443		3,557	8.9 %
166836	ASSET FORFEITURES PROGRAM		211		(1,541)		1,752	830.3 %
166873	DEFENDANT/WITNESS TRIAL PRG		38,166		37,088		1,078	2.8 %

County of Maui
Statement of Appropriations and Expenditures
Grant Programs
Fiscal Year Ending 6/30/2017 - as of 3/31/2018

Index		Prior Year	Amended	Year	Current	Balance	% of	
* Program	** Fund	*** Department	Encumbrance / Carryover	Budget / Lapses	to Date Expended	Encumbrance 03/31/2018	Available	Budget Available
166874		PROSECUTORS TRAINING PRG	50,000				50,000	100.0 %
166875		HIGHWAY SAFETY/IMPAIRED DRVG	2,816				2,816	100.0 %
166876		HIGHWAY SAFETY/TRAFFIC RECORDS	4,505				4,505	100.0 %
176835		SPCL NEEDS ADVOCACY PRG	8,417	(200)	8,216		1	0.0 %
176860		SPCL NEEDS ADVOC SUPPLEMENTAL	613,407		372,163	86,987	154,257	25.1 %
176878		DPA 2017 TRAFFIC RECORDS	6,778	2,858	9,636		(1)	(0)%
176880		MAUI PROSECUTORS OFFICE	14,545	(7,606)	6,940		(1)	(0)%
186878		DPA 2018 TRAFFIC RECORDS		8,490	6,549		1,941	22.9 %
186879		DOMESTIC VIOLENCE INVESTIGATIO		53,022	53,022			0.0 %
082	*	PROSECUTORS SH/FEDERAL GRANTS	796,333	96,564	563,836	86,987	242,073	27.1 %
Fund	**	SPECIAL REVENUE FUND	829,427	250,468	709,241	86,987	283,667	26.3 %
Dept	***	Prosecuting Attorney	829,427	250,468	709,241	86,987	283,667	26.3 %
Finance								
176724		STATE DISABILITY & COMM	11,504		40		11,464	99.7 %
176725		COMML DRIVER'S LICENSE FY17	861			861		0.0 %
186734		STATE DISABILITY & COMM		12,038	9,139		2,899	24.1 %
186735		COMML DRIVER'S LICENSE FY18		548,321	393,599		154,722	28.2 %
186736		PERIODIC MTR VEH INSPTN FY18		478,028	353,689		124,339	26.0 %
186739		STATE IDENTIFICATION PROGRAM		212,445	149,197		63,248	29.8 %
186740		STATE MOTOR VEH REGISTRATION		348,188	231,648		116,540	33.5 %
150	*	MOTOR VEHICLE/LICENSE PROGRAM	12,365	1,599,020	1,137,312	861	473,212	29.4 %
Fund	**	SPECIAL REVENUE FUND	12,365	1,599,020	1,137,312	861	473,212	29.4 %
Dept	***	Finance	12,365	1,599,020	1,137,312	861	473,212	29.4 %
Planning								
176801		COASTAL ZONE MANAGEMENT FY17	154,778		9,454		145,324	93.9 %
186801		COASTAL ZONE MANAGEMENT FY18		427,081	169,539	35,500	222,042	52.0 %
195	*	PLANNING -STATE GRANTS	154,778	427,081	178,993	35,500	367,366	63.1 %
Fund	**	SPECIAL REVENUE FUND	154,778	427,081	178,993	35,500	367,366	63.1 %

County of Maui
Statement of Appropriations and Expenditures
Grant Programs
Fiscal Year Ending 6/30/2017 - as of 3/31/2018

Index * Program ** Fund *** Department	Prior Year Encumbrance / Carryover	Amended Budget / Lapses	Year to Date Expended	Current Encumbrance 03/31/2018	Balance Available	% of Budget Available
Dept *** Planning	154,778	427,081	178,993	35,500	367,366	63.1 %
Police						
166829 HC&S COMMUNITY INITIATIVE	3,000				3,000	100.0 %
260 * POLICE ADMINISTRATION PROGRAM	3,000	0	0	0	3,000	100.0 %
126365 FED EQT/SHARING FORFEITURE POL	864	(864)				-
136365 FED EQT/SHARING FORFEITURE POL	135	(135)				-
146365 POLICE FORFEITURES		(45,460)	(45,460)			0.0 %
196365 FEDERAL JUSTICE FORFEITURE	62,418	132,957	129,313	48,979	17,083	8.7 %
262 * POLICE FORFEITURES	63,417	86,498	83,853	48,979	17,083	11.4 %
136910 HI INTRAGENCY MOBLE POLICE 02	2,507		2,507			0.0 %
156910 HI INTERAGNCY MOBILE POLICE03	4,279		4,279			0.0 %
176844 HIGH INTENSITY DRUG TRAFFICKIN	11,655	37,255	48,909			0.0 %
176854 FY16 JAG PROGRAM	115,978		2,527		113,451	97.8 %
176856 DRUG ENFORCEMENT AGENCY	45,000		45,000			0.0 %
186844 HIGH INTENSITY DRUG TRAFFIC'G		135,240	51,654		83,586	61.8 %
263 * POLICE FEDERAL GRANTS	179,419	172,495	154,876	0	197,037	56.0 %
126908 TRAINING GRANTS-SOH VARIOUS	252,387	(261,250)	(8,864)			0.0 %
136301 STATE E911 WIRELESS COMMISSIO	119,249				119,249	100.0 %
136902 TRAINING GRANTS FY2013	72,776	(69,503)	3,273			0.0 %
146026 TRAINING GRANTS FY2014	72,125	(71,909)	216			0.0 %
156024 TRAINING GRANTS FY2015	91,999	(98,078)	(6,079)			0.0 %
156030 STATE E911 WIRELESS COMMISSION	174,382				174,382	100.0 %
166830 STATE E911 WIRELESS COMMISSION	340,334				340,334	100.0 %
166831 TRAINING GRANTS FY2016	79,994		1,025		78,969	98.7 %
176832 911 EMS DISPATCH COMMUNICATION	18,245		18,246		(1)	(0)%
176834 KALO PROGRAM	7,527		7,527			0.0 %
176846 STATE E911 WIRELESS COMMISSION	1,371,308		(5,899)	439,729	937,478	68.4 %
176852 PROHIBIT TOBACCO SALES TO M	2,346				2,346	100.0 %
186832 911 EMS DISPATCH COMMUNICATION		376,866	317,959		58,907	15.6 %
186834 KALO PROGRAM		89,000	34,645	190	54,166	60.9 %

County of Maui
Statement of Appropriations and Expenditures
Grant Programs
Fiscal Year Ending 6/30/2017 - as of 3/31/2018

Index		Prior Year	Amended	Year	Current	Balance	% of	
* Program	** Fund	*** Department	Encumbrance / Carryover	Budget / Lapses	to Date Expended	Encumbrance 03/31/2018	Available	Budget Available
186835				59,682	42,521		17,161	28.8 %
186846				2,705,104	920,001	230,301	1,554,803	57.5 %
264	*	POLICE STATE GRANTS	2,602,672	2,729,912	1,324,571	670,220	3,337,794	62.6 %
146045		VIOLENCE AGAINST WOMEN ACT	2,113				2,113	100.0 %
166509		POLICE AGAINST STREET SALES06	423		423			0.0 %
166833		DOMESTIC VIOLENCE:STRANGULATIO	2,885	45,000	46,895		990	2.1 %
166837		MPD TRAFFIC SERVICES	5,922				5,922	100.0 %
166838		MPD TRAFFIC DATA RECORDS	9,751				9,751	100.0 %
166839		MPD SPEED ENFORCEMENT	8,768				8,768	100.0 %
166840		MPD ROADBLOCK PROGRAM	47,870				47,870	100.0 %
166841		DISTRACTED DRIVING ENFORCEMENT	3,459				3,459	100.0 %
166843		MPD SEAT BELT PROGRAM	82,258				82,258	100.0 %
166845		MPD CHILD RESTRAINT PRG	48,428				48,428	100.0 %
166847		HAWAII NARCOTICS TASK FORCE	162				162	100.0 %
166848		SW MARIJUANA ERADICATION	1,085				1,085	100.0 %
166849		BODY WORN CAMERA IMPL PRJ	44,709		3,158	41,502	49	0.1 %
166855		SEX ASSAULT	22,394		22,394			0.0 %
176837		MPD TRAFFIC SERVICES	55,743		33,196		22,547	40.4 %
176838		MPD TRAFFIC DATA RECORDS	67,862		63,789		4,073	6.0 %
176839		MPD SPEED ENFORCEMENT	55,064		47,290		7,774	14.1 %
176840		MPD ROADBLOCK PROGRAM	185,983		84,578		101,405	54.5 %
176841		DISTRACTED DRIVING ENFORCEMENT	36,000		6,405		29,595	82.2 %
176842		HAWAII NARCOTICS TASK FORCE	14,958		12,864	763	1,331	8.9 %
176843		MPD SEAT BELT PROGRAM	80,256		2,725		77,531	96.6 %
176845		MPD CHILD RESTRAINT PRG	56,515		8,110		48,405	85.6 %
176848		SW MARIJUANA ERADICATION	34,421		34,403		18	0.1 %
176857		POSITIVE OUTREACH INTERVENTION	84,044		63,918	238	19,888	23.7 %
186833		DOM VIOLENCE:STALKING/HOMICIDE		53,022	16,145		36,877	69.6 %
186837		MPD TRAFFIC SERVICES		105,433	22,818		82,615	78.4 %
186838		MPD TRAFFIC DATA RECORDS		90,065	29,455		60,610	67.3 %
186839		MPD SPEED ENFORCEMENT		203,601	34,931		168,670	82.8 %

County of Maui
Statement of Appropriations and Expenditures
Grant Programs
Fiscal Year Ending 6/30/2017 - as of 3/31/2018

Index		Prior Year	Amended	Year	Current	Balance	% of	
* Program	** Fund	*** Department	Encumbrance / Carryover	Budget / Lapses	to Date Expended	Encumbrance 03/31/2018	Available	Budget Available
186841				68,249	6,986		61,263	89.8 %
186842				366,081	51,870	49,878	264,333	72.2 %
186843				105,850	8,822		97,028	91.7 %
186845				62,100	5,361		56,739	91.4 %
186848				46,599			46,599	100.0 %
265	*	POLICE STATE/FEDERAL GRANTS	951,073	1,146,000	606,536	92,381	1,398,156	66.7 %
Fund	**	SPECIAL REVENUE FUND	3,799,581	4,134,905	2,169,836	811,580	4,953,070	62.4 %
Dept	***	Police	3,799,581	4,134,905	2,169,836	811,580	4,953,070	62.4 %
Fire and Public Safety								
106047		EMS (FIRE)TRAINING (PVT)IAAI			(12)		12	-
106049		FIRE/LEPC (DOH) HMEP	46,622	12,818	9,833		49,606	83.5 %
116047		PRIVATE DONATIONS-FIRE DEPT	20,200				20,200	100.0 %
176733		FY15 ASSISTANCE TO FIRF GRANTS	527,046		527,046		1	0.0 %
186033		USDA RURAL 1ST RESPNDR LANAI	9,083				9,083	100.0 %
186034		USDA RURAL 1ST RESPNDR MOLOKAI	3,548				3,548	100.0 %
196050		FIRE TRAINING GRANT (CHEVRON)			(508)		508	-
196051		FIREFIGHTERS CHARTABLE FNDATN	550				550	100.0 %
196055		FEMA FIRE TRAINING FUNDS	6,338		672		5,666	89.4 %
220	*	FIRE CONTROL ADMIN/MAINT PROG	613,387	12,818	537,031	0	89,174	14.2 %
186732		MFD EXTRICATION TOOLS		17,344		17,344		0.0 %
240	*	FIRE RESCUE OPERATIONS PROGRAM	0	17,344	0	17,344	0	0.0 %
176820		MAKENA LIFEGUARD SERVICES	18,110		18,109		1	0.0 %
186820		MAKENA LIFEGUARD SERVICES		264,015	248,503		15,512	5.9 %
252	*	OCEAN SAFETY PROGRAM	18,110	264,015	266,612	0	15,513	5.5 %
Fund	**	SPECIAL REVENUE FUND	631,497	294,177	803,643	17,344	104,687	11.3 %
Dept	***	Fire and Public Safety	631,497	294,177	803,643	17,344	104,687	11.3 %
Emergency Management Agency								
136058		EMERGENCY MGT PERFORMANCE GRT	85,000				85,000	100.0 %
166702		ST HOMELAND SECURITY	116,744		69,597	8,283	38,864	33.3 %

County of Maui
Statement of Appropriations and Expenditures
Grant Programs
Fiscal Year Ending 6/30/2017 - as of 3/31/2018

Index		Prior Year	Amended	Year	Current	Balance	% of	
* Program	** Fund	*** Department	Encumbrance / Carryover	Budget / Lapses	to Date Expended	Encumbrance 03/31/2018	Available	Budget Available
176701	EMERGENCY MGT PERFORMANCE GRT		19		19			0.0 %
176702	ST HOMELAND SECURITY		570,491		20,337	107,857	442,297	77.5 %
186701	EMERGENCY MGT PERFORMANCE GRT			100,000			100,000	100.0 %
186702	ST HOMELAND SECURITY			733,000		58,809	674,191	92.0 %
210	* CIVIL DEFENSE PROGRAM		772,254	833,000	89,953	174,949	1,340,352	83.5 %
Fund	** SPECIAL REVENUE FUND		772,254	833,000	89,953	174,949	1,340,352	83.5 %
Dept	*** Emergency Management Agency		772,254	833,000	89,953	174,949	1,340,352	83.5 %
Housing and Human Concerns								
137731	SEC 8 HSG ADMIN PRG FY2013		45			45		0.0 %
147481	SEC 8 HOUSING ADMIN FY2014		198,283			148	198,135	99.9 %
156449	HOME FFY14 ADMINISTRATION		72,869		29,298	14,696	28,876	39.6 %
156450	HOME FFY14 KULAMALU AH PRJ		24,519		24,519			0.0 %
157481	SEC 8 HOUSING ADMIN FY15		1,417			1,262	155	10.9 %
167480	SEC 8 HOUSING VOUCHER FY16		2,040		2,040			0.0 %
167481	SEC 8 HOUSING ADMIN FY16		3,522			3,522		0.0 %
167482	FSS COORDINATOR GRANT		24,379				24,379	100.0 %
177481	SEC 8 HOUSING ADMIN FY17		1,855		4	1,652	199	10.7 %
177712	SEC.8 FAMILY SELF-SUFFICIENT		110,294	37,204	30,392		117,106	79.4 %
187480	SEC 8 HOUSING VOUCHER FY18			20,530,852	13,504,493		7,026,359	34.2 %
187481	SEC 8 HOUSING ADMIN FY18			1,838,708	886,589	80,733	871,386	47.4 %
187482	FSS COORDINATOR GRANT			24,732	11,214		13,518	54.7 %
197741	SEC8 HSG ASST PYMTS(HAP)-NRA		1,102,746	5,051			1,107,797	100.0 %
197751	SEC8 HSG ASST PYMTS(ADM)-NRA		1,470,993	4,501			1,475,494	100.0 %
310	* HOUSING PROGRAM		3,012,962	22,441,048	14,488,549	102,058	10,863,404	42.7 %
116613	AGING TIII DHHS FY11 MA201103		190			190		0.0 %
146402	ELDER ABUSE PREVENTION SF14		1				1	100.0 %
156427	AGING TITLE III PRGS		19,308		19,308			0.0 %
156429	AGING & DISABILITY RESOURCE		350,265	853,417	590,988	11,589	601,104	49.9 %
156440	HEALTHY AGING PARTNERSHIP		11,865	202,376	11,865		202,376	94.5 %
156443	HEALTHY AGING VOL CONTRIB		15,851	45,000	9,761		51,090	84.0 %

County of Maui
Statement of Appropriations and Expenditures
Grant Programs
Fiscal Year Ending 6/30/2017 - as of 3/31/2018

Index		Prior Year	Amended	Year	Current	Balance	% of	
* Program	** Fund	*** Department	Encumbrance / Carryover	Budget / Lapses	to Date Expended	Encumbrance 03/31/2018	Available	Budget Available
166741			68,839	1,000	69,839			0.0 %
166769			12,115	51	12,165			0.0 %
166770			200	70	270			0.0 %
166773			1,991		1,991			0.0 %
176741			523,598		271,045	130,185	122,368	23.4 %
176769			356,200		281,633	1,036	73,532	20.6 %
176772			61,076	63,870	124,946			0.0 %
176773			23,685		(1,704)		25,389	107.2 %
186741				1,047,441	170,519	117,659	759,264	72.5 %
186743				83,898	7,810	76,088		0.0 %
186769				743,889	132,811	116,263	494,816	66.5 %
186770				28,500			28,500	100.0 %
186773				26,492			26,492	100.0 %
316	*	AGING STATE/FEDERAL/PVT GRANTS	1,445,184	3,096,004	1,703,247	453,010	2,384,932	52.5 %
166774			171,173		37,122	90,000	44,051	25.7 %
318	*	HUMAN CONCERNS STATE/FEDERAL	171,173	0	37,122	90,000	44,051	25.7 %
126738			23,817		23,817			0.0 %
146405			51,203		51,203			0.0 %
156405			48,358		13,962	2,636	31,760	65.7 %
166763			85,223				85,223	100.0 %
166768			2,000	1,000	2,000		1,000	33.3 %
176757			2,813		2,813			0.0 %
176759			18,053	31,935	49,988			0.0 %
176761				31,935	31,935			0.0 %
176763			102,362				102,362	100.0 %
176771			50,876		49,766	1,109	1	0.0 %
186408				10,000	10,000			0.0 %
186751			33,771		28,948		4,823	14.3 %
186757				20,000	20,000			0.0 %
186758				14,106	9,531		4,575	32.4 %
186760				102,184	59,347		42,837	41.9 %

County of Maui
Statement of Appropriations and Expenditures
Grant Programs
Fiscal Year Ending 6/30/2017 - as of 3/31/2018


Index		Prior Year	Amended	Year	Current	Balance	% of	
* Program	** Fund	*** Department	Encumbrance / Carryover	Budget / Lapses	to Date Expended	Encumbrance 03/31/2018	Available	Budget Available
186762	HOME DEL MEALS PVT DONATION			58,052	57,467		585	1.0 %
186763	LEISURE ACTIVITIES FY18			121,602	11,731		109,871	90.4 %
186764	ASSIST TRANSPORT-KUPUNA			157,916	53,845		104,071	65.9 %
186765	CONGREGATE MEALS TITTLE III			135,276	75,960		59,316	43.8 %
186766	HOME DEL MEALS KUPUNA			101,000	101,000			0.0 %
186767	HOME DELIVERED MLS TITTLE III			101,000	77,441		23,559	23.3 %
186771	RSVP RETIRED & SR VOL PRG			65,850	213		65,637	99.7 %
325	* H/C SENIOR SERVICES DIVISION			418,476	730,967	3,745	635,620	46.4 %
Fund **	SPECIAL REVENUE FUND			5,047,795	16,959,885	648,813	13,928,007	44.2 %
Dept ***	Housing and Human Concerns			5,047,795	16,959,885	648,813	13,928,007	44.2 %
Parks and Recreation								
126218	ST/HI NAHIKU COMMUNITY CENTER		250,000			250,000		0.0 %
146508	WAR MEMORIAL STADIUM		829,855				829,855	100.0 %
176795	PLAY & LEARN SESSIONS (PALS)		24,784				24,784	100.0 %
186795	PLAY & LEARN SESSIONS (PALS)			200,000	69,173		130,827	65.4 %
361	* PARKS STATE GRANTS			1,104,639	69,173	250,000	985,466	75.5 %
Fund **	SPECIAL REVENUE FUND			1,104,639	69,173	250,000	985,466	75.5 %
Dept ***	Parks and Recreation			1,104,639	69,173	250,000	985,466	75.5 %
Public Works								
186892	SOH DAPARTMENT OF HEALTH			24,500	18,979		5,521	22.5 %
430	* PUBLIC WORKS ADMIN PROGRAM			0	18,979	0	5,521	22.5 %
116502	FHWA PROJS STATE REVIEWS		9,008	32,000	6,110		34,898	85.1 %
146660	FHWA VARIOUS PROJECTS COUNTY		4	18,902			18,906	100.0 %
442	* DPW STATE/FEDERAL ENGINEERING			9,012	6,110	0	53,804	89.8 %
Fund **	SPECIAL REVENUE FUND			9,012	25,089	0	59,325	70.3 %
Dept ***	Public Works			9,012	25,089	0	59,325	70.3 %
Transportation								
136279	FTA#5309 FORMULA FUNDS PRG		1,835,686				1,835,686	100.0 %

County of Maui
Statement of Appropriations and Expenditures
Grant Programs
Fiscal Year Ending 6/30/2017 - as of 3/31/2018

Index		Prior Year	Amended	Year	Current	Balance	% of	
* Program	** Fund	*** Department	Encumbrance / Carryover	Budget / Lapses	to Date Expended	Encumbrance 03/31/2018	Available	Budget Available
136802	FTA5309	LIVABILITY PRG FY13	20,286				20,286	100.0 %
146802	FTA RURAL	TRNST ASST - RTAP	1,104				1,104	100.0 %
146804	FTA PLANNING	PROGRAM 5305 (e)	3,817				3,817	100.0 %
166906	FTA SEC5305	METROPOLITAN TRANS	153,087	(50,000)	130,413	967	(28,293)	(27.4)%
176908	FTA SEC5339	BUS/BUS FAC FORM	928,206		385,036	348,490	194,680	21.0 %
176909	FTA SEC5311	NON-URBANIZED	17,899		6,209		11,690	65.3 %
176911	FHWA MAUI	METRO PLANNING ORG	188,317	50,000	190		238,127	99.9 %
186909	FTA SEC5311	NON-URBANIZED		492,409			492,409	100.0 %
186912	FHWA MAUI	MPO FY18 UPWP		200,000	5,151		194,849	97.4 %
186913	SEC5307	URBANIZED AREA FORMULA		1,040,679			1,040,679	100.0 %
186914	FTA MAUI	MPO FY18 UPWP		200,000	38,357	3,277	158,367	79.2 %
650	*	TRANSPORTATION	3,148,402	1,933,088	565,356	352,734	4,163,401	81.9 %
Fund	**	SPECIAL REVENUE FUND	3,148,402	1,933,088	565,356	352,734	4,163,401	81.9 %
Dept	***	Transportation	3,148,402	1,933,088	565,356	352,734	4,163,401	81.9 %
Environmental Management								
136038	W MAUI	RECYCLED WTR SYSTEM EXP	671,000				671,000	100.0 %
146906	HYATT/W	MAUI RECYCLED WATER	501,237				501,237	100.0 %
146907	STARWOOD/W	MAUI RECYCLED WATER	1,863,840				1,863,840	100.0 %
550	*	WASTEWATER ADMIN PROGRAM	3,036,077	0	0	0	3,036,077	100.0 %
186907	GLASS	RECOVERY PROGRAM		109,390	96,934	12,456		0.0 %
625	*	SOLIDWASTE STATE FUNDS GLASS	0	109,390	96,934	12,456	0	0.0 %
Fund	**	SPECIAL REVENUE FUND	3,036,077	109,390	96,934	12,456	3,036,077	96.5 %
Dept	***	Environmental Management	3,036,077	109,390	96,934	12,456	3,036,077	96.5 %
Grand Total			21,495,631	38,735,469	24,173,102	4,417,361	31,640,640	52.5 %

III. Expenditures

III.C. Revolving / Special Programs



County of Maui
Statement of Appropriations and Expenditures
Revolving/Special Programs
Fiscal Year Ending 6/30/2017 - as of 3/31/2018

Index * Program ** Fund *** Department	Prior Year Encumbrance / Carryover	Amended Budget / Lapses	Year to Date Expended	Current Encumbrance 03/31/2018	Balance Available	% of Budget Available
Office of the Mayor						
101400 OPEN SPACE/NAT&CULT RSRC/SCENC	6,543,417	1,964,500	2,350,000		6,157,917	72.4 %
101402 EMERGENCY FUND	23,796,053	500,000	500,000		23,796,053	97.9 %
101412 SEPT2016 FLOODING EVENT	4,682,584		71,118	327,569	4,283,897	91.5 %
101422 PIIHOLO TREES REMOVAL		500,000		448,818	51,182	10.2 %
030 * OFFICE OF MAYOR ADMIN PROGRAM	35,022,054	2,964,500	2,921,118	776,387	34,289,049	90.3 %
101095 RECYCLING GRANT LOAN REVOLVING	127				127	100.0 %
101404 ECONOMIC DEVELOPMENT REVOLVING	20,000				20,000	100.0 %
101405 ECON DEV-UPTOWN SERVICE INC	170,000			170,000		0.0 %
040 * MAYOR ADMIN ECONOMIC DEV PRGMS	190,127	0	0	170,000	20,127	10.6 %
Fund ** SPECIAL REVENUE FUND	35,212,181	2,964,500	2,921,118	946,387	34,309,176	89.9 %
Dept *** Office of the Mayor	35,212,181	2,964,500	2,921,118	946,387	34,309,176	89.9 %
Finance						
101002 POST-EMPLOYMENT BENEFITS-OPEB	229,831				229,831	100.0 %
170 * COUNTY WIDE COSTS PROGRAM	229,831	0	0	0	229,831	100.0 %
Fund ** SPECIAL REVENUE FUND	229,831	0	0	0	229,831	100.0 %
Dept *** Finance	229,831	0	0	0	229,831	100.0 %
Police						
101060 ALARM SYSTEM REVOLVING FUND	73,312		32,040		41,272	56.3 %
101060B ALARM SYSTEM REVOLVING FUND		30,000			30,000	100.0 %
280 * UNIFORMED PATROL SERVICES PROG	73,312	30,000	32,040	0	71,272	69.0 %
Fund ** SPECIAL REVENUE FUND	73,312	30,000	32,040	0	71,272	69.0 %
Dept *** Police	73,312	30,000	32,040	0	71,272	69.0 %
Fire and Public Safety						
101075 FIRE PLAN REVIEW FEES	369,547		800		368,747	99.8 %
101075A FIRE PLAN REVIEW FEES SALARIES		235,372	147,980		87,392	37.1 %
101075B FIRE PLAN REVIEW FEES OPERTN		83,500	29,508		53,992	64.7 %

County of Maui
Statement of Appropriations and Expenditures
Revolving/Special Programs
Fiscal Year Ending 6/30/2017 - as of 3/31/2018

Index * Program	** Fund	*** Department	Prior Year Encumbrance / Carryover	Amended Budget / Lapses	Year to Date Expended	Current Encumbrance 03/31/2018	Balance Available	% of Budget Available
250	* FIRE PREVENTION PROGRAM		369,547	318,872	178,288	0	510,131	74.1 %
Fund	** SPECIAL REVENUE FUND		369,547	318,872	178,288	0	510,131	74.1 %
Dept	*** Fire and Public Safety		369,547	318,872	178,288	0	510,131	74.1 %
Liquor Control								
101139	LIQUOR EDUCATION FUNDS		228,862	(64,407)	21,080		143,375	87.2 %
101139B	LIQUOR EDUCATION OPERATIONS			68,287	10,778		57,509	84.2 %
200	* LIQUOR CONTROL GENERAL PROG		228,862	3,880	31,858	0	200,884	86.3 %
Fund	** SPECIAL REVENUE FUND		228,862	3,880	31,858	0	200,884	86.3 %
Dept	*** Liquor Control		228,862	3,880	31,858	0	200,884	86.3 %
Housing and Human Concerns								
101025	ANIMAL MANAGEMENT REVOLVING		156,212	358	30,203	297	126,070	80.5 %
101025C	MOLOKAI ANIMAL PATROL VEHICLE			35,000			35,000	100.0 %
300	* HSG & HUMAN CONCERNS ADM PROG		156,212	35,358	30,203	297	161,070	84.1 %
101001	AFFORDABLE HSG FUND-CW		11,225,194	10,133,514	4,014,655		17,344,053	81.2 %
101004	AFFORDABLE HSG FND-WEST MAUI		3,909,037				3,909,037	100.0 %
101013	AFFORDABLE HOUSING- KULAMALU		1,441,535	100,000	1,443,461		98,073	6.4 %
101016	LANAI AHP PHASE I		1,975,500	2,000,000	34,292	194,323	3,746,885	94.2 %
101017	KAUNOA SR SVCS LEISURE PRG RF		369,785	240,000	147,767	13,811	448,208	73.5 %
101018	AFFD'LE HSG FABMAC HOMES			1,500,000		1,500,000		0.0 %
101020	AFFD'LE HSG HALE MAHAOLU EWALA			2,500,000		2,500,000		0.0 %
101022	NA HALE O MAUI KAHOMA PRJ		409,872			409,872		0.0 %
101023	ARC OF MAUI GRP HM REHAB PRJ		113,078		5,074	108,003		0.0 %
101029	HALE MAHAOLU EWALU PH1 PRJ		1,172,139		1,172,139			0.0 %
101030	HOUSING SEC.8 CERTIFICATE		5,735				5,735	100.0 %
101031	HABITAT FOR HM-KAHOMA PRJ		526,131		10,799	515,332		0.0 %
101055	HOUSING SEC.8 VOUCHER PROGRAM		17,755				17,755	100.0 %
101089	RENTAL HOUSING REVOLVING		52,775				52,775	100.0 %
310	* HOUSING PROGRAM		21,218,536	16,473,514	6,828,187	5,241,341	25,622,521	68.0 %
101246	MOLOKAI AG LOAN PROGRAM		172,160				172,160	100.0 %

County of Maui
Statement of Appropriations and Expenditures
Revolving/Special Programs
Fiscal Year Ending 6/30/2017 - as of 3/31/2018


Index * Program ** Fund *** Department	Prior Year Encumbrance / Carryover	Amended Budget / Lapses	Year to Date Expended	Current Encumbrance 03/31/2018	Balance Available	% of Budget Available
320 * HUMAN CONCERNS PROGRAM	172,160	0	0	0	172,160	100.0 %
101024B MAUI HUMANE SOCIETY PRG		113,240		113,240		0.0 %
330 * ANIMAL MANAGMENT PROGRAM	0	113,240	0	113,240	0	0.0 %
Fund ** SPECIAL REVENUE FUND	21,546,908	16,622,112	6,858,390	5,354,878	25,955,751	68.0 %
Dept *** Housing and Human Concerns	21,546,908	16,622,112	6,858,390	5,354,878	25,955,751	68.0 %
Parks and Recreation						
410902 PAIA/HAIKU PARKS ASSESSMENTNT		135,000	135,000			0.0 %
410905 KIHEI/MAKENA PARKS ASSESSMENTS		638,000	638,000			0.0 %
410906 LAHAINA PARKS ASSESSMENT		950,000	950,000			0.0 %
000 * Other expenditures category	0	1,723,000	1,723,000	0	0	0.0 %
101401 OCEAN RECREATIONAL ACTIVITY	438,818	165,400	19,261	6,000	578,957	95.8 %
340 * PARKS & REC ADMIN PROG	438,818	165,400	19,261	6,000	578,957	95.8 %
101113 HWY BEAUT CWD/TREE TRIM PROG				24,806	(24,806)	-
350 * PARK MAINTENANCE PROGRAM	0	0	0	24,806	(24,806)	- -
Fund ** SPECIAL REVENUE FUND	438,818	1,888,400	1,742,261	30,806	554,151	23.8 %
Dept *** Parks and Recreation	438,818	1,888,400	1,742,261	30,806	554,151	23.8 %
Public Works						
101116 HWY BEAUT TREE TRIMMING	73,750	310,000	251,737	5,000	127,013	33.1 %
450 * SPECIAL MAINTENANCE PROGRAM	73,750	310,000	251,737	5,000	127,013	33.1 %
101303 PLAN REVIEW REVOLVING LUCA	3,197,057			16,585	3,180,472	99.5 %
101303A PLAN REVIEW REVOLVING SAL		900,995	593,888		307,107	34.1 %
101303B PLAN REVIEW REVOLVING OP	385	629,237	197,349	58,655	373,617	59.3 %
101303C PLAN REVIEW REVOLVING EQ	108,331	249,000	108,331		249,000	69.7 %
101311 SUBDIVISION CONSTRN REVOLVING	399,463		18,646	41,092	339,725	85.0 %
460 * DEVELOPMENT SERVICES ADMINSTRN	3,705,236	1,779,232	918,214	116,332	4,449,921	81.1 %
Fund ** SPECIAL REVENUE FUND	3,778,986	2,089,232	1,169,951	121,332	4,576,934	78.0 %
Dept *** Public Works	3,778,986	2,089,232	1,169,951	121,332	4,576,934	78.0 %

County of Maui
Statement of Appropriations and Expenditures
Revolving/Special Programs
Fiscal Year Ending 6/30/2017 - as of 3/31/2018

Index * Program ** Fund *** Department	Prior Year Encumbrance / Carryover	Amended Budget / Lapses	Year to Date Expended	Current Encumbrance 03/31/2018	Balance Available	% of Budget Available
Environmental Management						
101191B TEENS ON CALL PAIA BY PASS		10,000	6,942		3,058	30.6 %
101255 HWY BEAUT-ABAND VEH REVOLV'G	6,178				6,178	100.0 %
101255A HWY BEAUT-ABAND VEH REV'G SAL		111,565	66,405		45,160	40.5 %
101255B HWY BEAUT-ABAND VEH REV'G OPR	113,606	865,165	697,845	267,937	12,990	1.3 %
542 * ENV PROTECTION & SUSTAINABILI	119,784	986,730	771,192	267,937	67,386	6.1 %
101253 NASKA PUMP STATION	914				914	100.0 %
550 * WASTEWATER ADMIN PROGRAM	914	0	0	0	914	100.0 %
Fund ** SPECIAL REVENUE FUND	120,698	986,730	771,192	267,937	68,300	6.2 %
Dept *** Environmental Management	120,698	986,730	771,192	267,937	68,300	6.2 %
 Grand Total	 61,999,143	 24,903,726	 13,705,098	 6,721,340	 66,476,430	 76.5 %

IV. Capital Improvement Program by District

IV. Capital Improvements Program by District



County of Maui
Statement of Appropriations and Expenditures
Capital Improvement Program by District
Fiscal Year Ending 6/30/2017 - as of 3/31/2018

01	Hana	Prior Year	Amended	Year	Current	Balance	% of
Index	Activity ** Program *** District	Encumbrance	Budget /	to Date	Encumbrance	Available	Budget
*	**	/ Carryover	Lapses	Expended	03/31/2018	Available	Available
389252	HANA HWY LANDSLIDE REPAIRS		50	50			0.0 %
98052	* HANA HWY LANDSLIDE RPRS POST42	0	50	50	0	0	0.0 %
389253	WAIOPAI BRIDGE REPAIRS		11,553		70	11,483	99.4 %
98053	* WAIOPAI BRIDGE REPAIRS	0	11,553	0	70	11,483	99.4 %
901	** Drainage	0	11,603	50	70	11,483	99.0 %
324200	NAHIKU COMMUNITY CENTER	114,121			114,121		0.0 %
92090	* NAHIKU COMMUNITY CENTER	114,121	0	0	114,121	0	0.0 %
367298	NAHIKU COMMUNITY CENTER	96,173		47,129	49,044		0.0 %
96098	* NAHIKU COMMUNITY CENTER	96,173	0	47,129	49,044	0	0.0 %
378337	HANA CIVIC CENTER	50,000	(200)		49,800		0.0 %
97037	* HANA CIVIC CENTER	50,000	(200)	0	49,800	0	0.0 %
903	** Government Facilities	260,294	(200)	47,129	212,965	0	0.0 %
331101	NAHIKU COMMUNITY CENTER	279,266			279,266		0.0 %
93001	* NAHIKU COMMUNITY CENTER	279,266	0	0	279,266	0	0.0 %
345302	NAHIKU COMMUNITY CENTER	475,786			475,786		0.0 %
94002	* NAHIKU COMMUNITY CENTER	475,786	0	0	475,786	0	0.0 %
356401	HANA-KEANAE-KAILUA PARKS	11,150		11,150			0.0 %
95001	* HANA-KEANAE-KAILUA PRKS SYSTEM	11,150	0	11,150	0	0	0.0 %
356402	PA'ANI MAI PARK IMPROVM	106,561			106,561		0.0 %
95002	* PA'ANI MAI PARK IMPROVEMENTS	106,561	0	0	106,561	0	0.0 %
367101	HANA-KEANAE-KAILUA PARKS	109,576		68,290	41,286		0.0 %
96001	* HANA-KEA-KAILUA PARKS SYSTEM	109,576	0	68,290	41,286	0	0.0 %

County of Maui
Statement of Appropriations and Expenditures
Capital Improvement Program by District
Fiscal Year Ending 6/30/2017 - as of 3/31/2018

01	Hana	Prior Year	Amended	Year	Current	Balance	% of
Index	Activity ** Program *** District	Encumbrance	Budget /	to Date	Encumbrance	Available	Budget
*	*	/ Carryover	Lapses	Expended	03/31/2018	Available	Available
378338	HANA-KEANAE-KAILUA PARKS	174,723	(398)		174,325		0.0 %
97038	* HANA-KEA-KAILUA PARKS SYSTEM	174,723	(398)	0	174,325	0	0.0 %
378239	HELENE HALL IMPROVEMENTS	50,000		11,553	38,447		0.0 %
97039	* HELENE HALL IMPROVEMENTS	50,000	0	11,553	38,447	0	0.0 %
389230	HELENE HALL IMPROVEMENTS		85,387	399	84,988		0.0 %
98030	* HELENE HALL IMPROVEMENTS	0	85,387	399	84,988	0	0.0 %
389731	HANA-KEA-LAI PARKS SYSTEM		55,000	3,467	50,110	1,424	2.6 %
98031	* HANA-KEA-KAILUA PARKS SYSTEM	0	55,000	3,467	50,110	1,424	2.6 %
904	** Parks and Recreation	1,207,062	139,989	94,859	1,250,769	1,424	0.1 %
317003	HANA DISTRICT RD RESURFACING	22,475		6,933	15,542		0.0 %
91000	* FY 2001 CIP projects	22,475	0	6,933	15,542	0	0.0 %
317200	KAHOLOPOO BRIDGE REPLACMNT	71,162	(71,162)				-
91068	* Kaholopoo bridge replacement	71,162	(71,162)	0	0	0	- -
317201	PAPAHAWAHAWA BRIDGE REPLACMNT	4			4		0.0 %
91069	* Papahawahawa bridge replacmnt	4	0	0	4	0	0.0 %
317501	PAPAHAWAHAWA BRIDGE RPLCMNT	1,594,061				1,594,061	100.0 %
317505	WAIOHONU BRIDGE REPL BR0900(68	666,968				666,968	100.0 %
91099	* State/Fed/Private FY2001/2011	2,261,029	0	0	0	2,261,029	100.0 %
327500	KAHOOLOPOO BRDGE RPL BR090078	326,801		4,792		322,009	98.5 %
92099	* State/Fed/Private FY2002/2012	326,801	0	4,792	0	322,009	98.5 %
367281	KEANAE RD SAFETY IMPROVEMENTS	167,768		106,585	61,183		0.0 %
96081	* KEANAE RD SAFETY IMPROVEMENTS	167,768	0	106,585	61,183	0	0.0 %

County of Maui
Statement of Appropriations and Expenditures
Capital Improvement Program by District
Fiscal Year Ending 6/30/2017 - as of 3/31/2018

01	Hana	Prior Year	Amended	Year	Current	Balance	% of
Index	Activity ** Program *** District	Encumbrance	Budget /	to Date	Encumbrance	Available	Budget
		/ Carryover	Lapses	Expended	03/31/2018		Available
378279	KOUKOUAI BRIDGE REHAB	568,000			568,000		0.0 %
97079	* KOUKOUAI BRIDGE REHABILITATION	568,000	0	0	568,000	0	0.0 %
378280	PIILANI HWY RD IMPRV/NUANUALOA	146,200		30,282	115,918		0.0 %
378382	PIILANI HWY RD IMPRV/NUANUALOA	2,002,650	(11,650)		1,991,000		0.0 %
97080	* PIILANI HWY RD IMPR/NUANUALOA	2,148,850	(11,650)	30,282	2,106,918	0	0.0 %
378381	ROCKFALL/EMBKMNT ASSESSMNT	350,000	(290,894)	1,406	57,700		0.0 %
97081	* ROCKFALL/EMBANKMNT ASSESSMNT	350,000	(290,894)	1,406	57,700	0	0.0 %
389254	KEANAE RD SAFETY IMPRV		175,900		175,900		0.0 %
98054	* KEANAE RD SAFETY IMPROVEMENTS	0	175,900	0	175,900	0	0.0 %
389755	LELEKEA BRIDGE REPLACEMENT		100,000			100,000	100.0 %
98055	* LELEKEA BRIDGE REPLACEMENT	0	100,000	0	0	100,000	100.0 %
907	** Roads	5,916,089	(97,806)	149,998	2,985,247	2,683,038	46.1 %
356477	HANA LF MAKAI BERM WASTE	3,213		3,213			0.0 %
95077	* HANA LF MAKAI BERM WST REMOVAL	3,213	0	3,213	0	0	0.0 %
367166	HANA LF MAKAI BERM WASTE	95,990		56,845	39,145		0.0 %
96066	* HANA LANDFILL MAKAI BERM WR	95,990	0	56,845	39,145	0	0.0 %
378208	HANA LF MAKAI BERM WASTE RMVL	1,702,108		1,395,686	306,422		0.0 %
97008	* HANA LANDFILL MAKAI BERM WREMV	1,702,108	0	1,395,686	306,422	0	0.0 %
389704	HANA LF MAKAI BERM WASTE RMVL		2,000,000		977,087	1,022,913	51.1 %
98004	* HANA LDFILL MAKAI BW REMOVAL	0	2,000,000	0	977,087	1,022,913	51.1 %
908	** Solid Waste Facilities	1,801,311	2,000,000	1,455,744	1,322,654	1,022,913	26.9 %
District ***	Hana	9,184,756	2,053,586	1,747,780	5,771,705	3,718,858	33.1 %

County of Maui
Statement of Appropriations and Expenditures
Capital Improvement Program by District
Fiscal Year Ending 6/30/2017 - as of 3/31/2018

02	Paia-Haiku	Prior Year	Amended	Year	Current	Balance	% of
Index	Activity ** Program *** District	Encumbrance	Budget /	to Date	Encumbrance	Available	Budget
*	**	/	Lapses	Expended	03/31/2018	03/31/2018	Available
356403	KAUNOA F/O EXPANSION/RE	108,281		108,281			0.0 %
95003	* KAUNOA F/O EXPANSION/RENOVATN	108,281	0	108,281	0	0	0.0 %
383010	HAIKU FIRE STATION	41,985			41,985		0.0 %
98000	* FY98/08 CIP PROJECTS	41,985	0	0	41,985	0	0.0 %
393201	HAIKU FIRE STATION	129,977			129,977		0.0 %
99044	* HAIKU FIRE STATION	129,977	0	0	129,977	0	0.0 %
903	** Government Facilities	280,243	0	108,281	171,962	0	0.0 %
367102	PAIA-HAIKU PARKS SYSTEM	76,752		76,752			0.0 %
96002	* PAIA-HAIKU PARKS SYSTEM	76,752	0	76,752	0	0	0.0 %
378254	PAIA-HAIKU PARKS SYSTEM	110,543			110,543		0.0 %
378353	PAIA-HAIKU PARKS SYSTEM	212,460		180,671	31,790		0.0 %
97053	* PAIA-HAIKU PARKS SYSTEM	323,003	0	180,671	142,333	0	0.0 %
389238	PAIA-HAIKU PARKS SYSTEM		62,119	19,564	42,555		0.0 %
389438	PAIA-HAIKU PARKS SYSTEM		135,000			135,000	100.0 %
389738	PAIA-HAIKU PARKS SYSTEM		50,000			50,000	100.0 %
98038	* PAIA-HAIKU PARKS SYSTEM	0	247,119	19,564	42,555	185,000	74.9 %
904	** Parks and Recreation	399,755	247,119	276,987	184,888	185,000	28.6 %
317035	BALDWIN AVE BIKEWAY/GREENWAY	96,181			96,181		0.0 %
91016	* Baldwin ave bway/greenway	96,181	0	0	96,181	0	0.0 %
345288	KALIALINUI BRIDGE IMPROVEMENT	137,900			137,900		0.0 %
94039	* KALIALINUI BRIDGE IMPROVEMENT	137,900	0	0	137,900	0	0.0 %
356426	PAIA SCHOOL SAFE ROUTES	9,552			9,552		0.0 %

County of Maui
Statement of Appropriations and Expenditures
Capital Improvement Program by District
Fiscal Year Ending 6/30/2017 - as of 3/31/2018

02	Paia-Haiku	Prior Year Encumbrance / Carryover	Amended Budget / Lapses	Year to Date Expended	Current Encumbrance 03/31/2018	Balance Available	% of Budget Available
Index	* Activity ** Program *** District						
95026	* PAIA SCHOOL SAFE ROUTES - SCH	9,552	0	0	9,552	0	0.0 %
367235	NORTH SHORE GREENWAY	4,177			4,177		0.0 %
96035	* NORTH SHORE GREENWAY	4,177	0	0	4,177	0	0.0 %
378393	KAUPAKALUA PVEMNT RECONST	378,711	(19,750)	119,206	239,755		0.0 %
97093	* KAUPAKALUA RD PAVEMNT RECONS	378,711	(19,750)	119,206	239,755	0	0.0 %
378394	PAUWELA RD SIDEWK REPAIRS	499,313	(12,797)		486,515		0.0 %
97094	* PAUWELA RD SIDEWALK REPAIRS	499,313	(12,797)	0	486,515	0	0.0 %
389259	KAUPAKALUA RD PVMNT RECONST		46,506	11,133	16,474	18,900	40.6 %
98059	* KAUPAKALUA RD PAVEMNT RECONSTR	0	46,506	11,133	16,474	18,900	40.6 %
389260	NORTH SHORE GREENWAY PRJ		68,760		68,760		0.0 %
98060	* NORTH SHORE GREENWAY PROJECT	0	68,760	0	68,760	0	0.0 %
907	** Roads	1,125,834	82,719	130,339	1,059,314	18,900	1.6 %
378330	KAUNOA SR CTR PROP SEWER SVC	40,000	(16,177)		23,823		0.0 %
97030	* KAUNOA-PROPERTY SEWER SVC	40,000	(16,177)	0	23,823	0	0.0 %
389710	KUAU #3 FM REPLACEMENT		60,000		60,000		0.0 %
98010	* KUAU NO.3 FORCE MAIN REPLCMNT	0	60,000	0	60,000	0	0.0 %
389711	KUAU #4 FM REPLACEMENT		60,000		60,000		0.0 %
98011	* KUAU NO.4 FORCE MAIN REPLCMNT	0	60,000	0	60,000	0	0.0 %
909	** Wastewater Facilities	40,000	103,823	0	143,823	0	0.0 %
District ***	Paia-Haiku	<u>1,845,832</u>	<u>433,661</u>	<u>515,607</u>	<u>1,559,987</u>	<u>203,900</u>	<u>8.9 %</u>

County of Maui
Statement of Appropriations and Expenditures
Capital Improvement Program by District
Fiscal Year Ending 6/30/2017 - as of 3/31/2018

03	Makawao-Pukalani-Kula	Prior Year	Amended	Year	Current	Balance	% of
Index	Activity ** Program *** District	Encumbrance	Budget /	to Date	Encumbrance	Available	Budget
*	**	/ Carryover	Lapses	Expended	03/31/2018	Available	Available
378287	DITCH IMPRV WAIPOLI RD	800,000			800,000		0.0 %
97087	* DITCH IMPR AT WAIPOLI RD	800,000	0	0	800,000	0	0.0 %
389257	DITCH IMPRV AT WAIPOLI RD		798,089		798,089		0.0 %
98057	* DITCH IMPRV - WAIPOLI RD	0	798,089	0	798,089	0	0.0 %
901	** Drainage	800,000	798,089	0	1,598,089	0	0.0 %
356405	MAKAWAO-HAIKU-PAIA PARKS	21,097		9,370	11,727		0.0 %
95005	* MAKAWAO-HAIKU-PAIA PRKS SYSTEM	21,097	0	9,370	11,727	0	0.0 %
356406	PUK-KULA-ULUPALAKUA PARKS	64,086			64,086		0.0 %
95006	* PUKA-KULA-ULUPALAKUA PARKS	64,086	0	0	64,086	0	0.0 %
356407	UPCOUNTRY SKATE PARK	11,698			11,698		0.0 %
95007	* UPCOUNTRY SKATE PARK	11,698	0	0	11,698	0	0.0 %
367103	MAK-PUK-KULA ULU PARKS	118,299		22,715	95,584		0.0 %
96003	* MAKAWAO-PUK-K-U PARKS SYSTEM	118,299	0	22,715	95,584	0	0.0 %
378347	MAK-PUK-KULA ULU PARKS	350,000	(53,292)	52,758	243,951		0.0 %
97047	* MAK-PUK-KUL-ULU PARK SYSTEM	350,000	(53,292)	52,758	243,951	0	0.0 %
378248	UPCOUNTRY SKATE PARK	1,100,000			1,100,000		0.0 %
378350	UPCOUNTRY SKATE PARK	100,000			100,000		0.0 %
97048	* UPCOUNTRY SKATE PARK	1,200,000	0	0	1,200,000	0	0.0 %
378249	WAIAKOA GYM IMPRVMNTS	40,961		7,880	33,081		0.0 %
97049	* WAIAKOA GYM IMPROVEMENTS	40,961	0	7,880	33,081	0	0.0 %
389235	MAK-PU-KULA-ULU PARKS SYSTEM		59,473		59,473		0.0 %
389735	MAK-PU-KULA-ULU PARKS SYSTEM		1,250,000		10,800	1,239,200	99.1 %

County of Maui
Statement of Appropriations and Expenditures
Capital Improvement Program by District
Fiscal Year Ending 6/30/2017 - as of 3/31/2018

03	Makawao-Pukalani-Kula	Prior Year	Amended	Year	Current	Balance	% of
Index	Activity ** Program *** District	Encumbrance	Budget /	to Date	Encumbrance	Available	Budget
		/ Carryover	Lapses	Expended	03/31/2018		Available
98035	* MAK-PUK-KU-ULUP PARKS SYSTEM	0	1,309,473	0	70,273	1,239,200	94.6 %
389236	UPCOUNTRY SKATE PARK		200,000		200,000		0.0 %
98036	* UPCOUNTRY SKATE PARK	0	200,000	0	200,000	0	0.0 %
904	** Parks and Recreation	1,806,141	1,456,181	92,723	1,930,400	1,239,200	38.0 %
541160	KAMAOLE TANK REPLACE-DESIGN	1,781			1,781		0.0 %
541170	PHASE 10 PUMP UPGRADES-DESIGN	51,323			51,323		0.0 %
91058	* Mak/Puk/Kula distrbtn sys impr	53,104	0	0	53,104	0	0.0 %
524750	MAK-PUK-KULA DIST SYST IMPRV	32,711		4,769	27,942		0.0 %
94090	* MAKA-PUKA-KULA DIST SYSTEM IMP	32,711	0	4,769	27,942	0	0.0 %
526010	UPCOUNTRY FIRE PROTECTION	26,508	(26,508)				-
96075	* UPCOUNTRY FIRE PROTECTION	26,508	(26,508)	0	0	0	--
526020	SOURCE,TRANSMISSION&STORAGE	80,447			31,151	49,296	61.3 %
96076	* SOURCE,TRANSMISSION&STORAGE	80,447	0	0	31,151	49,296	61.3 %
537010	POOKELA WELL#2 EXPLORATORY	2,370,000	(9,000)	669,625	1,691,375		0.0 %
97112	* POOKELA WELL #2 EXPLORATORY	2,370,000	(9,000)	669,625	1,691,375	0	0.0 %
547020	UPCOUNTRY RELIABLE CAPACITY	2,200,000	(1,885,924)		314,076		0.0 %
97113	* UPCOUNTRY RELIABLE CAPACITY	2,200,000	(1,885,924)	0	314,076	0	0.0 %
529020	UPCOUNTRY RELIABLE CAPACITY		3,150,000			3,150,000	100.0 %
548240	UPCOUNTRY RELIABLE CAPACITY		150,000			150,000	100.0 %
98083	* UPCOUNTRY RELIABLE CAP - DWS	0	3,300,000	0	0	3,300,000	100.0 %
529030	UPCOUNTRY RELIABLE CAPACITY		860,965			860,965	100.0 %
98084	* UPCOUNTRY FIRE PROTECTION IMPV	0	860,965	0	0	860,965	100.0 %

County of Maui
Statement of Appropriations and Expenditures
Capital Improvement Program by District
Fiscal Year Ending 6/30/2017 - as of 3/31/2018

03	Makawao-Pukalani-Kula	Prior Year	Amended	Year	Current	Balance	% of
Index	Activity ** Program *** District	Encumbrance	Budget /	to Date	Encumbrance	Available	Budget
*	**	/ Carryover	Lapses	Expended	03/31/2018	Available	Available
905	** WATER SUPPLY	4,762,770	2,239,533	674,394	2,117,648	4,210,261	60.1 %
327503	HALIIMAILE RD IMPROVEMENTS	862,048				862,048	100.0 %
327504	MAKANI RD RESURFACING/HALEAKAL	880,936				880,936	100.0 %
327508	PUKALANI STREET PAVEMENT	24,573				24,573	100.0 %
92099	* State/Fed/Private FY2002/2012	1,767,557	0	0	0	1,767,557	100.0 %
331140	OLD HALEAKALA HWY SIDEWALK	998,000				998,000	100.0 %
337503	HALIIMAILE RD IMPRVMT PHASE2	15,123				15,123	100.0 %
93099	* State/Fed/Private FY2003/2013	1,013,123	0	0	0	1,013,123	100.0 %
345274	HALEAKALA HWY INTERSECT IMPR	24,461		1,500	22,961		0.0 %
94040	* HALEAKALA HWY INTERSEC/MAKAWAO	24,461	0	1,500	22,961	0	0.0 %
345403	BALDWIN AVE RESURFACING	21,851			21,851	1	0.0 %
345410	HALEAKALA HWY INTERSEC IMPR	1,250,000			525,209	724,791	58.0 %
94099	* State/Fed/Private FY94/04/2014	1,271,851	0	0	547,060	724,792	57.0 %
356223	KOKOMO RD PAVEMENT RECON	46,388			46,388		0.0 %
95038	* KOKOMO RD PAVEMENT RECONSTRCTN	46,388	0	0	46,388	0	0.0 %
356740	KOKOMO RD PAVEMENT RECON	2,931,444	(789,214)	2,500		2,139,730	99.9 %
356780	OLD HALEAKALA HWY PVMNT REHAB	1,000,453		51,125		949,328	94.9 %
95099	* State/Fed/PVT FY95-05-15	3,931,897	(789,214)	53,625	0	3,089,058	98.3 %
367010	MAK/MAKANI ROAD IMPROVEMENTS	312,404			312,404		0.0 %
96000	* FY2006/1996 CIP Projects	312,404	0	0	312,404	0	0.0 %
367118	HALEAKALA HWY INTER IMP	500,000			500,000		0.0 %
96018	* HALEAKALA HWY @ MAKAWAO AVE	500,000	0	0	500,000	0	0.0 %
367238	BALDWIN AVE RESURF PH2	860,676		679,998	180,678		0.0 %

County of Maui
Statement of Appropriations and Expenditures
Capital Improvement Program by District
Fiscal Year Ending 6/30/2017 - as of 3/31/2018

03	Makawao-Pukalani-Kula	Prior Year Encumbrance / Carryover	Amended Budget / Lapses	Year to Date Expended	Current Encumbrance 03/31/2018	Balance Available	% of Budget Available
Index	* Activity ** Program *** District						
96038	* BALDWIN AVE RESURF PH2	860,676	0	679,998	180,678	0	0.0 %
367283	OLD HALEAKALA HWY RECONSTRUCTN	13,299		13,299			0.0 %
96083	* OLD HALEAKALA HWY RECONSTRUCTN	13,299	0	13,299	0	0	0.0 %
378388	GUARDRAIL/SHOULDER IMPRV	298,627	(298,627)				-
97088	* GUARDRAIL/SHOULDER IMPR	298,627	(298,627)	0	0	0	- -
378389	KOKOMO/MAK AVE PAVEMNT RECONST	2,367,203	(874,320)	4,238	1,488,645		0.0 %
97089	* KOKOMO/MAK AVE PAVEMNT RECON	2,367,203	(874,320)	4,238	1,488,645	0	0.0 %
376740	KOKOMO RD/MAK AVE PVMNT PH2		7,240,600		3,817,738	3,422,862	47.3 %
97099	* State/Fed/PVT FY96 FY06 FY16	0	7,240,600	0	3,817,738	3,422,862	47.3 %
907	** Roads	12,407,486	5,278,439	752,660	6,915,874	10,017,392	56.6 %
367167	MAKANI CLOSED LF REMEDIATIN	2,792		2,792			0.0 %
96067	* MAKANI CLOSED LDF REMEDIATION	2,792	0	2,792	0	0	0.0 %
389707	MAKANI LF SITE RESTORATION		1,750,000	1,262,298	21,097	466,606	26.7 %
98007	* MAKANI LDFILL SITE RESTORATION	0	1,750,000	1,262,298	21,097	466,606	26.7 %
908	** Solid Waste Facilities	2,792	1,750,000	1,265,090	21,097	466,606	26.6 %
District ***	Makawao-Pukalani-Kula	<u>19,779,189</u>	<u>11,522,242</u>	<u>2,784,867</u>	<u>12,583,108</u>	<u>15,933,459</u>	<u>50.9 %</u>

County of Maui
Statement of Appropriations and Expenditures
Capital Improvement Program by District
Fiscal Year Ending 6/30/2017 - as of 3/31/2018

04	Wailuku-Kahului	Prior Year Encumbrance / Carryover	Amended Budget / Lapses	Year to Date Expended	Current Encumbrance 03/31/2018	Balance Available	% of Budget Available
Index	* Activity ** Program *** District						
371200	IAO STREAM IMPROVEMENTS	147,637			147,637		0.0 %
97000	* FY1997/2007 CIP projects	147,637	0	0	147,637	0	0.0 %
378295	PAPA AVE DRAINAGE IMPRV	399,950			399,950		0.0 %
97095	* PAPA AVE DRAINAGE IMPROVEMENTS	399,950	0	0	399,950	0	0.0 %
378396	C MAUI DRAINLINE REPAIRS	564,998	(35,834)		529,165		0.0 %
97096	* CENTRAL MAUI DRAINLINE REPAIRS	564,998	(35,834)	0	529,165	0	0.0 %
378397	TEST/INSPECT EXIST INJ WELLS	300,000	(37,502)	181,832	80,666		0.0 %
97097	* TESTING/INSPECTN-EXIST W/K INJ	300,000	(37,502)	181,832	80,666	0	0.0 %
378398	WAKEA/NIIHAU ST DRAINAGE IMPRV	445,672		672	445,000		0.0 %
97098	* WAKEA/NIIHAU ST DRAINAGE IMPR	445,672	0	672	445,000	0	0.0 %
389261	CENTRAL MAUI DRAINAGE REPAIRS		533,388	664		532,724	99.9 %
98061	* CENTRAL MAUI DRAINLINE REPAIRS	0	533,388	664	0	532,724	99.9 %
389262	KAHULUI DRAINLINE REPAIRS		200	200			0.0 %
389263	WAIIEHU DRAINLINE REPAIRS		1,530,000			1,530,000	100.0 %
98062	* KAHULUI DRAINLINE REPAIRS	0	1,530,200	200	0	1,530,000	100.0 %
901	** Drainage	1,858,257	1,990,252	183,368	1,602,418	2,062,724	53.6 %
345312	WAILUKU UNION CHCH/ADDL PARK	633			633		0.0 %
94012	* WAILUKU UNION CHURCH/CO PARK'G	633	0	0	633	0	0.0 %
902	** Other Projects	633	0	0	633	0	0.0 %
345308	AIR CONDITION CHILLER REPLCT	18,266			18,266		0.0 %
94008	* AIR CONDITIONING CHILLER REPLC	18,266	0	0	18,266	0	0.0 %
356293	COUNTY SERVICE CENTER	563,909		556,429	7,479		0.0 %

County of Maui
Statement of Appropriations and Expenditures
Capital Improvement Program by District
Fiscal Year Ending 6/30/2017 - as of 3/31/2018

04	Wailuku-Kahului	Prior Year	Amended	Year	Current	Balance	% of
Index	Activity ** Program *** District	Encumbrance	Budget /	to Date	Encumbrance	Available	Budget
*	***	/ Carryover	Lapses	Expended	03/31/2018		Available
95093	* COUNTY SERVICE CENTER	563,909	0	556,429	7,479	0	0.0 %
367104	WAILUKU REDEV'T MUNI PRKG LOT	3,766,864		2,770,844	996,020		0.0 %
96004	* WAI REDEV MUNI PRK'G LOT EXP	3,766,864	0	2,770,844	996,020	0	0.0 %
367240	KALANA O MAUI ELECTRICAL	704,795		380,009	324,785		0.0 %
96040	* KALANA O MAUI ELECTRICAL UPGRD	704,795	0	380,009	324,785	0	0.0 %
378366	WAI REDEVT MUNI PRKG LOT EXP	3,380,447	(382,706)	72,949	2,924,792		0.0 %
97066	* WAI REDEV'T MUNI PARK'G LOT EX	3,380,447	(382,706)	72,949	2,924,792	0	0.0 %
378399	KALANA O MAUI LEAK REPAIRS	364,529		74,058	290,471		0.0 %
97092	* KALANA O MAUI BLDG LEAK REPRS	364,529	0	74,058	290,471	0	0.0 %
378405	2154 KAOHU ST BLDG IMPRVMNTS	50,000	(16,455)	32,701	844		0.0 %
97117	* 2154 Kaohu St Bldg Imprvmnts	50,000	(16,455)	32,701	844	0	0.0 %
378269	COUNTY SERVICE CENTER	160,000			160,000		0.0 %
97119	* COUNTY SERVICE CENTER	160,000	0	0	160,000	0	0.0 %
389744	WAILUKU REDEVT MUNI PRKG LOT		4,300,000	37,798		4,262,202	99.1 %
98044	* WAI REDV'T MUNI PARK'G LOT EXP	0	4,300,000	37,798	0	4,262,202	99.1 %
903	** Government Facilities	9,008,810	3,900,839	3,924,788	4,722,657	4,262,202	33.0 %
345310	WAR MEMORIAL CIVIC COMPLEX	29,323	(29,323)				-
94010	* WAR MEMORIAL CIVIC COMPLEX	29,323	(29,323)	0	0	0	- -
345311	WM COMPLEX PAVING IMPROVEMENTS	24,432			24,432		0.0 %
94011	* WM COMPLEX PAVING IMPROVEMENTS	24,432	0	0	24,432	0	0.0 %
356411	KANAHA BEACH PRK MSTR PLAN	56,078		46,851	9,226		0.0 %

County of Maui
Statement of Appropriations and Expenditures
Capital Improvement Program by District
Fiscal Year Ending 6/30/2017 - as of 3/31/2018

04	Wailuku-Kahului	Prior Year	Amended	Year	Current	Balance	% of
Index	Activity ** Program *** District	Encumbrance	Budget /	to Date	Encumbrance	Available	Budget
*	**	/	Lapses	Expended	03/31/2018	Available	Available
***	District	Carryover					
95011	* KANAHA BEACH PARK MASTER PLAN	56,078	0	46,851	9,226	0	0.0 %
356412	WAILUKU GYM IMPROVEMENTS	9,479		9,479			0.0 %
95012	* WAILUKU GYM IMPROVEMENTS	9,479	0	9,479	0	0	0.0 %
356413	WAIL-WAIH-WAIK PARKS SYS	14,733		11,824	2,909		0.0 %
95013	* WAILUKU-WAIHEE-WAIKAPU PARKS	14,733	0	11,824	2,909	0	0.0 %
367105	CENTRAL MAUI PARKS SYSTEM	251,738		183,514	68,224		0.0 %
96005	* CENTRL MAUI PARKS SYSTEM	251,738	0	183,514	68,224	0	0.0 %
367106	KEPANIWAI HERITAGE GARDENS	66,260			66,260		0.0 %
96006	* KEPANIWAI HERITAGE GARDENS	66,260	0	0	66,260	0	0.0 %
378256	CENTRAL MAUI PARKS SYSTEM	402,779		38,541	364,237		0.0 %
378355	CENTRAL MAUI PARKS SYSTEM	486,148	(4,294)	192,401	289,453		0.0 %
97055	* CENTRAL MAUI PARKS SYSTEM	888,927	(4,294)	230,942	653,690	0	0.0 %
378257	WAIEHU GC STARTER BOOTH/RESTO	494,800		31,270	463,530		0.0 %
97057	* WAIEHU GC STARTER BOOTH/RESTAU	494,800	0	31,270	463,530	0	0.0 %
378258	WAIEHU GC WWTR IMPR	47,600		14,500	33,100		0.0 %
97058	* WAIEHU GC WW IMPROVEMENTS	47,600	0	14,500	33,100	0	0.0 %
378260	WAIKAPU CC EXPANSION	17,869			17,869		0.0 %
97060	* WAIKAPU COMTY CTR EXPANSION	17,869	0	0	17,869	0	0.0 %
378261	WAILUKU POOL IMPRVMNTS	24,987		21,470	3,517		0.0 %
97061	* WAILUKU POOL IMPROVEMENTS	24,987	0	21,470	3,517	0	0.0 %
378262	WM COMPLEX PAVING IMPRV	72,522		17,590	54,932		0.0 %
97062	* WM COMPLEX PAVING IMPRVMNTS	72,522	0	17,590	54,932	0	0.0 %

County of Maui
Statement of Appropriations and Expenditures
Capital Improvement Program by District
Fiscal Year Ending 6/30/2017 - as of 3/31/2018

04	Wailuku-Kahului	Prior Year Encumbrance / Carryover	Amended Budget / Lapses	Year to Date Expended	Current Encumbrance 03/31/2018	Balance Available	% of Budget Available
Index	* Activity ** Program *** District						
389739	WAR MEMORIAL GYM BLDG IMPRV		350,000	44,483	26,667	278,850	79.7 %
98039	* WM GYM BLDG IMPROVEMENTS	0	350,000	44,483	26,667	278,850	79.7 %
389740	CENTRAL MAUI PARKS SYSTEM		1,000,000		132,259	867,741	86.8 %
98040	* CENTRAL MAUI PARKS SYSTEM	0	1,000,000	0	132,259	867,741	86.8 %
389741	WAIKAPU CC BASKETBALL CRT IMPV		500,000	400,261	63,682	36,057	7.2 %
98041	* WAIKAPU COM'TY CTR BB COURT	0	500,000	400,261	63,682	36,057	7.2 %
389742	NEW KAHULUI COM'TY CTR		250,000			250,000	100.0 %
98042	* NEW KAHULUI COMMUNITY CENTER	0	250,000	0	0	250,000	100.0 %
904	** Parks and Recreation	1,998,748	2,066,383	1,012,184	1,620,297	1,432,648	35.2 %
501030	KAHULUI TANK II - CONSTRUCTION	1,750,000			1,750,000		0.0 %
91024	* Wai-kah distr system imprvmnts	1,750,000	0	0	1,750,000	0	0.0 %
536100	IAO WATER TREATMENT FAC REPLCM	17,137,778		10,389,742	5,410,039	1,337,998	7.8 %
96072	* IAO WTR TREATMENT FAC REPLCMNT	17,137,778	0	10,389,742	5,410,039	1,337,998	7.8 %
547030	CENTRAL MAUI RELIABLE CAPACITY	425,000	(116,939)		308,061		0.0 %
97114	* C MAUI RELIABLE CAPACITY	425,000	(116,939)	0	308,061	0	0.0 %
548250	KAHULUI TANK II		2,450,000			2,450,000	100.0 %
98086	* KAHULUI TANK II	0	2,450,000	0	0	2,450,000	100.0 %
529050	CENTRAL MAUI RELIABLE CAPACITY		500,000			500,000	100.0 %
98087	* CENTRAL MAUI RELIABLE CAPACITY	0	500,000	0	0	500,000	100.0 %
529070	WAILUKU WATER CO ACQUISITION		150,000			150,000	100.0 %
98089	* WAILUKU WATER CO ACQUISITION	0	150,000	0	0	150,000	100.0 %
905	** WATER SUPPLY	19,312,778	2,983,061	10,389,742	7,468,100	4,437,998	19.9 %

County of Maui
Statement of Appropriations and Expenditures
Capital Improvement Program by District
Fiscal Year Ending 6/30/2017 - as of 3/31/2018

04	Wailuku-Kahului	Prior Year Encumbrance / Carryover	Amended Budget / Lapses	Year to Date Expended	Current Encumbrance 03/31/2018	Balance Available	% of Budget Available
Index	* Activity ** Program *** District						
317504	KAM/HINA AVE TRAFFIC SIGNAL	383,123				383,123	100.0 %
91099	* State/Fed/Private FY2001/2011	383,123	0	0	0	383,123	100.0 %
327501	KAHEKILI HWAY PAVMENT/REHAB	881,599				881,599	100.0 %
327507	LONO AVE PAVEMENT REHABILITATI	12,430		180		12,250	98.6 %
92099	* State/Fed/Private FY2002/2012	894,029	0	180	0	893,849	100.0 %
331122	KAM AVE/HINA PVTMNT REHAB	144,423			144,423		0.0 %
93022	* KAMEHAMEHA/HINA PAVEMENT	144,423	0	0	144,423	0	0.0 %
331124	WAKEA PVMNT KAAHUMANU/PUUNENE	61,735			61,735		0.0 %
93024	* WAKEA/KAAHUMANU/PUUNENE PVMNT	61,735	0	0	61,735	0	0.0 %
331125	KAMEHAMEHA AVE AT KANE ST	19,540	(13,006)	6,533			0.0 %
93025	* KAMEHAMEHA AT KANE STREET	19,540	(13,006)	6,533	0	0	0.0 %
337504	KAMEHAMEHA AVE PAVEMENT REHAB	1,522,324			577,690	944,634	62.1 %
337505	KAMEHAMEHA TRFC SIGNAL @ KANE	167,226		26,133		141,092	84.4 %
337515	WAKEA AVE PAVEMENT REHAB	1,060,906			246,775	814,132	76.7 %
93099	* State/Fed/Private FY2003/2013	2,750,456	0	26,133	824,465	1,899,858	69.1 %
345326	WAKEA/KAMEHAMEHA AVE TRAFFIC	35,379			35,379		0.0 %
94026	* WAKEA/KAMEHAMEHA TRAFFIC SIGN	35,379	0	0	35,379	0	0.0 %
345248	WAIALE RD SHOULDER IMPROVEMENT	62,360			62,360		0.0 %
94048	* WAIALE RD SHOULDER IMPROVEMENT	62,360	0	0	62,360	0	0.0 %
345293	WAKEA AVE TRAFFIC SIGNALS	2,763			2,763		0.0 %
94049	* WAKEA AVE TRAFFIC SIGNALS/HINA	2,763	0	0	2,763	0	0.0 %
345250	WAKEA AVE/WELLS PAVEMENT REHAB	45,199			45,199		0.0 %
94050	* WAKEA/WELLS ST PAVEMENT REHAB	45,199	0	0	45,199	0	0.0 %

County of Maui
Statement of Appropriations and Expenditures
Capital Improvement Program by District
Fiscal Year Ending 6/30/2017 - as of 3/31/2018

04	Wailuku-Kahului	Prior Year Encumbrance / Carryover	Amended Budget / Lapses	Year to Date Expended	Current Encumbrance 03/31/2018	Balance Available	% of Budget Available
Index	* Activity ** Program *** District						
345401	WAKEA AVE/WELLS ST PAVEMENT RE	348,103			275,574	72,529	20.8 %
345402	WAKEA AVE at HINA TRAFFIC	59,853			29,319	30,534	51.0 %
347520	PAPA AVE PAVEMENT REHABILITATI	181,861	160,780	(51,080)	231,113	162,609	47.5 %
94099	* State/Fed/Private FY94/04/2014	589,817	160,780	(51,080)	536,006	265,672	35.4 %
356225	HANSEN ROAD IMPROVEMENT	45,329		11,690	33,639		0.0 %
95042	* HANSEN ROAD IMPROVEMENTS	45,329	0	11,690	33,639	0	0.0 %
356244	KAHAKULOA STREAM BRIDGE	203,602		5,841	197,762		0.0 %
95044	* KAHAKULOA STREAM BRIDGE	203,602	0	5,841	197,762	0	0.0 %
356245	WAIALE ROAD EXTENSION	362,068			362,068		0.0 %
95045	* WAIALE ROAD EXTENSION	362,068	0	0	362,068	0	0.0 %
356246	WAIIEHU STREAM BRIDGE REPAIR	500,000		500,000			0.0 %
95046	* WAIIEHU STREAM BRIDGE REPAIR	500,000	0	500,000	0	0	0.0 %
356700	HANSEN RD PAVEMENT RECONS	106,373		13,856	6,038	86,479	81.3 %
356720	LONO AVE PAVEMENT REHAB PH2	57,941				57,941	100.0 %
95099	* State/Fed/PVT FY95-05-15	164,314	0	13,856	6,038	144,420	87.9 %
367129	CENTRAL MAUI BIKE/PEDESTRIAN	67,569		54,041	13,528		0.0 %
96029	* CENTRAL MAUI BIKE & PEDESTRIAN	67,569	0	54,041	13,528	0	0.0 %
367241	KAHEKILI HWY IMPRV	3,000,000		3,000,000			0.0 %
96041	* KAHEKILI HIGHWAY IMPROVMENTS	3,000,000	0	3,000,000	0	0	0.0 %
367242	KUIKAHI DR PAVEMENT REHAB	401,143		401,143			0.0 %
96042	* KUIKAHI DRIVE PAVEMENT REHAB	401,143	0	401,143	0	0	0.0 %
378206	KAHAKULOA STREAM BRIDGE	649,402			649,402		0.0 %
97100	* KAHAKULOA STREAM BRIDGE	649,402	0	0	649,402	0	0.0 %

County of Maui
Statement of Appropriations and Expenditures
Capital Improvement Program by District
Fiscal Year Ending 6/30/2017 - as of 3/31/2018

04	Wailuku-Kahului	Prior Year Encumbrance / Carryover	Amended Budget / Lapses	Year to Date Expended	Current Encumbrance 03/31/2018	Balance Available	% of Budget Available
Index	* Activity ** Program *** District						
378207	ONEHEE/KEA PAVEMNT REHAB	200,000			200,000		0.0 %
97101	* ONEHEE/KEA PAVEMNT REHAB	200,000	0	0	200,000	0	0.0 %
378402	C MAUI SIGNAL UPGRADE	270,000	(21,200)		248,800		0.0 %
97102	* CENTRAL MAUI SIGNAL UPGRADES	270,000	(21,200)	0	248,800	0	0.0 %
378403	KAMEHAMEHA AVE SW IMPRV	327,792	(9,030)	5,622	313,140		0.0 %
97103	* KAMEHAMEHA AVE SIDEWALK IMPR	327,792	(9,030)	5,622	313,140	0	0.0 %
378404	WAKEA/KAMEHA INTERSEC IMPRV	240,000	(21,769)	21,771	196,460		0.0 %
97104	* WAKEA/KAMEHA AVE INTERSCTN IMP	240,000	(21,769)	21,771	196,460	0	0.0 %
389800	PAVEMENT REHAB S MAUI ROADS		5,448,986			5,448,986	100.0 %
98099	* FY98/08 State/Fed/Private	0	5,448,986	0	0	5,448,986	100.0 %
907	** Roads	11,420,043	5,544,761	3,995,730	3,933,167	9,035,908	53.3 %
356478	C MAUI LANDFILL IMPRVMT	24,083		24,083			0.0 %
95078	* CENTRAL MAUI LF IMPROVEMENTS	24,083	0	24,083	0	0	0.0 %
367168	WAIKAPU CLOSED LF REMEDIATIN	525		525			0.0 %
96068	* WAIKAPU CLOSED LF REMEDIATION	525	0	525	0	0	0.0 %
378314	CML PH V GAS COLL SYS EXP	841,619	(816,762)	24,858			0.0 %
97014	* CML PH V GAS COLL'N SYS EXP	841,619	(816,762)	24,858	0	0	0.0 %
378315	CML SYS CTRL/DATA ACQUISTN	80,000	(169)	21,381	58,449		0.0 %
97015	* CML SYS CONTROL & DATA ACQUI	80,000	(169)	21,381	58,449	0	0.0 %
378316	LEACHATE COLL/RECOV/EDS UPGRD	76,182	(778)	25,773	49,632		0.0 %
97016	* LEACHATE COLL/RECOVERY/ELEC DS	76,182	(778)	25,773	49,632	0	0.0 %
389712	LEACHATE COLL/RECOV/ELEC DS UP		250,000			250,000	100.0 %

County of Maui
Statement of Appropriations and Expenditures
Capital Improvement Program by District
Fiscal Year Ending 6/30/2017 - as of 3/31/2018

04	Wailuku-Kahului	Prior Year	Amended	Year	Current	Balance	% of
Index	Activity ** Program *** District	Encumbrance	Budget /	to Date	Encumbrance	Available	Budget
*	**	/	Lapses	Expended	03/31/2018	03/31/2018	Available
98012	* LEACHATE COLL/REC/ELEC DSUpgrd	0	250,000	0	0	250,000	100.0 %
389713	WAIKAPU LF SITE RESTORATN		860,000	752,067	107,920	13	0.0 %
98013	* WAIKAPU LDFILL SITE RESTORATN	0	860,000	752,067	107,920	13	0.0 %
389714	CML PHASE V-B EXTENSION		3,625,000	181,090	3,310,968	132,942	3.7 %
98014	* CML PH V-B EXTENSION	0	3,625,000	181,090	3,310,968	132,942	3.7 %
908	** Solid Waste Facilities	1,022,409	3,917,291	1,029,777	3,526,969	382,955	7.8 %
345369	HOO HUI ANA FM REPLACEMENT	63,289	(45,272)	18,017			0.0 %
94069	* HOO HUI ANA FM REPLACEMENT	63,289	(45,272)	18,017	0	0	0.0 %
356463	EPA CONSENT DECREE SEWER REHAB	72,292		33,355	38,937		0.0 %
95063	* EPA CONSENT DECREE SEWER REHAB	72,292	0	33,355	38,937	0	0.0 %
356481	WAIIEHU WWPS FM REPLACEMENT	25,000	(10,274)	14,726			0.0 %
95081	* WAIIEHU WWPS FM REPLACEMENT	25,000	(10,274)	14,726	0	0	0.0 %
367155	EPA CONSENT DECREE SEWER REHAB	640,834		640,834			0.0 %
96055	* EPA CONSENT DECREE SEWER REHAB	640,834	0	640,834	0	0	0.0 %
367171	HAWAIIAN HOMES FM REPLCMNT	1,088,445		1,088,445			0.0 %
96071	* HAWAIIAN HOMES FM REPLACEMENT	1,088,445	0	1,088,445	0	0	0.0 %
378317	EPA SEWER REHABILITATION	1,000,000		675,586	324,414		0.0 %
97017	* EPA SEWER REHABILITATION	1,000,000	0	675,586	324,414	0	0.0 %
378318	WAI-KAH WWRF SOLID BLDG RENO	1,000,000	(342,394)	62,396	595,210		0.0 %
97018	* WAI-KAH WWRF SOLIDS BLDG RENO	1,000,000	(342,394)	62,396	595,210	0	0.0 %
389715	WAI-KAH EPA COMP SEWER REHAB		1,000,000		1,000,000		0.0 %

County of Maui
 Statement of Appropriations and Expenditures
 Capital Improvement Program by District
 Fiscal Year Ending 6/30/2017 - as of 3/31/2018

04	Wailuku-Kahului	Prior Year Encumbrance / Carryover	Amended Budget / Lapses	Year to Date Expended	Current Encumbrance 03/31/2018	Balance Available	% of Budget Available
Index	* Activity ** Program *** District						
98015	* WAI-KAH EPA COMP SEWER REHAB	0	1,000,000	0	1,000,000	0	0.0 %
389716	WAI-KAH RECYCLED WTR FM		500,000			500,000	100.0 %
98016	* WAI-KAH RECYCLED WATER FM	0	500,000	0	0	500,000	100.0 %
909	** Wastewater Facilities	3,889,860	1,102,060	2,533,359	1,958,561	500,000	10.0 %
District ***	Wailuku-Kahului	<u>48,511,538</u>	<u>21,504,647</u>	<u>23,068,948</u>	<u>24,832,802</u>	<u>22,114,435</u>	<u>31.6 %</u>

County of Maui
Statement of Appropriations and Expenditures
Capital Improvement Program by District
Fiscal Year Ending 6/30/2017 - as of 3/31/2018

05	Kihei-Makena	Prior Year	Amended	Year	Current	Balance	% of
Index	Activity ** Program *** District	Encumbrance	Budget /	to Date	Encumbrance	Available	Budget
		/ Carryover	Lapses	Expended	03/31/2018		Available
331244	HAUOLI ST DRAINAGE IMPRVMNT	27,790			27,790		0.0 %
93044	* HAUOLI ST DRAINAGE IMPROVEMNT	27,790	0	0	27,790	0	0.0 %
378218	S KIHEI RD CULVERT REPLCMNT	2,063,522		1,918,546	144,976		0.0 %
97118	* S KIHEI RD CULVERT REPLCMNT	2,063,522	0	1,918,546	144,976	0	0.0 %
901	** Drainage	2,091,312	0	1,918,546	172,766	0	0.0 %
331253	KIHEI POLICE STATION	27,874		27,874			0.0 %
93093	* KIHEI POLICE STATION	27,874	0	27,874	0	0	0.0 %
903	** Government Facilities	27,874	0	27,874	0	0	0.0 %
356416	SOUTH MAUI PARKS SYSTEM	59,491			59,491		0.0 %
95016	* SOUTH MAUI PARKS SYSTEM	59,491	0	0	59,491	0	0.0 %
356227	SO MAUI COMMUNITY PARK	189,468		73,453	116,015		0.0 %
95048	* SOUTH MAUI COMMUNITY PARK	189,468	0	73,453	116,015	0	0.0 %
367107	SOUTH MAUI PARKS SYSTEM	26,582			26,582		0.0 %
96007	* SOUTH MAUI PARKS SYSTEM	26,582	0	0	26,582	0	0.0 %
367108	WAIPUILANI PARK IRRIGATION	433,700		400,571	33,129		0.0 %
96008	* WAIPUILANI PARK IRRIGATION	433,700	0	400,571	33,129	0	0.0 %
378244	SOUTH MAUI PARKS SYSTEM	280,783		54,502	226,281		0.0 %
378340	SOUTH MAUI PARKS SYSTEM	501,604		83,883	417,720		0.0 %
97040	* SOUTH MAUI PARKS SYSTEM	782,387	0	138,385	644,001	0	0.0 %
378341	WAIPUILANI PRK IRRIGATION	95,533	(81,137)	12,843	1,553		0.0 %
97041	* WAIPUILANI PARK IRRIGATN SYS	95,533	(81,137)	12,843	1,553	0	0.0 %
378243	SM COMMUNITY PARK	544,968			544,968		0.0 %

County of Maui
Statement of Appropriations and Expenditures
Capital Improvement Program by District
Fiscal Year Ending 6/30/2017 - as of 3/31/2018

05	Kihei-Makena	Prior Year Encumbrance / Carryover	Amended Budget / Lapses	Year to Date Expended	Current Encumbrance 03/31/2018	Balance Available	% of Budget Available
Index	* Activity ** Program *** District						
97043	* S MAUI COMMUNITY PARK	544,968	0	0	544,968	0	0.0 %
378223	SM COMMUNITY PARK REC CTR	20,075,722		3,240,968	16,834,755		0.0 %
97123	* SM COMM'TY PARK REC CTR	20,075,722	0	3,240,968	16,834,755	0	0.0 %
389732	SOUTH MAUI PARKS SYSTEM		638,000		291,525	346,475	54.3 %
98032	* SOUTH MAUI PARKS SYSTEM	0	638,000	0	291,525	346,475	54.3 %
389756	WAIPUILANI PARK IRRIGATION SYS		81,137	975	2,570	77,592	95.6 %
98063	* WAIPUILANI PARK IRRIGATION SYS	0	81,137	975	2,570	77,592	95.6 %
904	** Parks and Recreation	22,207,851	638,000	3,867,195	18,554,589	424,067	1.9 %
521540	BOOSTER PMP/MTR	24,822		1,838	22,985		0.0 %
91065	* Kihei-Makena distrbtn sys impr	24,822	0	1,838	22,985	0	0.0 %
905	** WATER SUPPLY	24,822	0	1,838	22,985	0	0.0 %
317030	KULANIHAKOI BRIDGE REPLACEMNT	33,442		33,442			0.0 %
91011	* Kulanihakoi bridge replcmnt	33,442	0	33,442	0	0	0.0 %
331127	S KIHEI RD PAVEMENT REHAB	26,100	(25,566)	534			0.0 %
93027	* SO KIHEI RD PVMNT REHAB	26,100	(25,566)	534	0	0	0.0 %
345331	NORTH SO COLLECTOR RD/NAMAUU	101,119		48,747	52,371		0.0 %
94031	* NORTH SOUTH COLLECTOR ROAD	101,119	0	48,747	52,371	0	0.0 %
345400	SO KIHEI RD PAVEMENT REHAB	144,866	182,853	2,136		325,582	99.3 %
347501	KIHEI BIKEWAY-PIILANI NORTH	397,131				397,131	100.0 %
94099	* State/Fed/Private FY94/04/2014	541,997	182,853	2,136	0	722,713	99.7 %
356215	WAILEA ALANUI/IKE DR PAVEMENT	49,060		4,861	44,198		0.0 %
95049	* WAILEA ALANUI/IKE DR PVMNT IM	49,060	0	4,861	44,198	0	0.0 %

County of Maui
Statement of Appropriations and Expenditures
Capital Improvement Program by District
Fiscal Year Ending 6/30/2017 - as of 3/31/2018

05	Kihei-Makena	Prior Year Encumbrance / Carryover	Amended Budget / Lapses	Year to Date Expended	Current Encumbrance 03/31/2018	Balance Available	% of Budget Available
Index	* Activity ** Program *** District						
356760	WAILEA ALANUI/IKE DR PAVEMENT	159,995			159,995		0.0 %
95099	* State/Fed/PVT FY95-05-15	159,995	0	0	159,995	0	0.0 %
367244	NORTH SO COLLECTOR RD	553,622		196,608	357,014		0.0 %
96044	* NORTH SOUTH COLLECTOR RD	553,622	0	196,608	357,014	0	0.0 %
367184	S MAUI REGIONAL TRAFFIC	316,201		147,640	168,560		0.0 %
96084	* S MAUI REGIONAL TRAFFIC MP	316,201	0	147,640	168,560	0	0.0 %
367577	NORTH SO COLLECTOR RD	246,378			246,378		0.0 %
367579	KIHEI BIKEWAY PHASE 2	45,803			45,803		0.0 %
369501	KIHEI BIKEWAY PHASE 2	73,845			73,845		0.0 %
369503	SO MAUI TRAFFIC MASTER PLAN	342,000			342,000		0.0 %
369505	KUIKAHI DR PAVEMENT REHAB	1,861,238	269,212	1,721,825	132,290	276,336	13.0 %
369507	BALDWIN AVE PAVEMNT REHAB PH2	1,993,915	520,002	1,675,887	838,030		0.0 %
96099	* State/FED/PVT FY96 FY06 FY16	4,563,179	789,214	3,397,712	1,678,346	276,336	5.2 %
378284	PAVEMNT REHAB SM LOCATIONS	277		278			0.0 %
97084	* SM PAVEMNT REHAB VARIOUS LOC	277	0	278	0	0	0.0 %
378385	WAIPUILANI BIKE PATH	150,000		77,508	72,492		0.0 %
97085	* WAIPUILANI BIKE PATH	150,000	0	77,508	72,492	0	0.0 %
389256	KULANIHAKOI BRIDGE REPLACEMENT		6,110	6,110			0.0 %
98056	* KULANIHAKOI BRIDGE REPLACEMENT	0	6,110	6,110	0	0	0.0 %
907	** Roads	6,494,992	952,611	3,915,576	2,532,976	999,049	13.4 %
345372	KIHEI FM #16 REPLACEMENT	20,951		20,951			0.0 %
94072	* KIHEI FM #16 REPLACEMENT	20,951	0	20,951	0	0	0.0 %
356465	SO MAUI RECYCLED WATER	22,074		22,074			0.0 %

County of Maui
Statement of Appropriations and Expenditures
Capital Improvement Program by District
Fiscal Year Ending 6/30/2017 - as of 3/31/2018

05	Kihei-Makena	Prior Year Encumbrance / Carryover	Amended Budget / Lapses	Year to Date Expended	Current Encumbrance 03/31/2018	Balance Available	% of Budget Available
Index	* Activity ** Program *** District						
95065	* SO MAUI RECYCLED WATER SYSTEM	22,074	0	22,074	0	0	0.0 %
356482	S MAUI RECYCLED WTR DIST SYS	18,626			18,626		0.0 %
95082	* SO MAUI RECYCLED WATER DISTRIB	18,626	0	0	18,626	0	0.0 %
367173	KIHEI #16 PS REHAB/FM REPLC	4,400,000		2,393,940	2,006,060		0.0 %
96073	* KIHEI #16 PS REHAB/FM REPLCMNT	4,400,000	0	2,393,940	2,006,060	0	0.0 %
378309	KENOLIO RD/KOKI SEWER REHAB	12,440		11,168	1,272		0.0 %
97009	* KENOLIO RD/KOKI PL SEWER REHAB	12,440	0	11,168	1,272	0	0.0 %
378310	KIHEI WWF RTU UPGRDS	1,353,277	(143,544)	307,831	901,901		0.0 %
97010	* KIHEI WWRF RTU UPGRADES	1,353,277	(143,544)	307,831	901,901	0	0.0 %
378311	N KIHEI MAUKA TRNSM SYS	155,217	(576)	125,097	29,544		0.0 %
97011	* N KIHEI MAUKA TRANSMISSION SYS	155,217	(576)	125,097	29,544	0	0.0 %
378312	KULANIHAKOI ST RECYCLE WTR LN	1,682,792	(226,936)	1,455,855			0.0 %
97012	* KULANIHAKOI SR RECYCLED WTR LN	1,682,792	(226,936)	1,455,855	0	0	0.0 %
378407	KIHEI #16 PS REHAB/FM REPLC	1,010,000	(757)		1,009,243		0.0 %
97120	* KIHEI #16 PS REHAB/FM REPLC	1,010,000	(757)	0	1,009,243	0	0.0 %
389705	S KIHEI RD GRAVITY SYS CAP UPG		500,000			500,000	100.0 %
98005	* SK RD GRAVITY SYSTEM CAP UPGRD	0	500,000	0	0	500,000	100.0 %
389406	SM RECYCLED WATER SYS EXP		3,750,000			3,750,000	100.0 %
389706	SM RECYCLED WATER SYS EXP		2,750,000			2,750,000	100.0 %
98006	* SM RECYCLED WATER SYSTEM EXP	0	6,500,000	0	0	6,500,000	100.0 %
909	** Wastewater Facilities	8,675,377	6,628,187	4,336,916	3,966,646	7,000,000	45.7 %
District ***	Kihei-Makena	39,522,228	8,218,798	14,067,945	25,249,962	8,423,116	17.6 %

County of Maui
Statement of Appropriations and Expenditures
Capital Improvement Program by District
Fiscal Year Ending 6/30/2017 - as of 3/31/2018

06	West Maui	Prior Year Encumbrance / Carryover	Amended Budget / Lapses	Year to Date Expended	Current Encumbrance 03/31/2018	Balance Available	% of Budget Available
Index	* Activity ** Program *** District						
317506	LAHAINA WATERSHED PROJ DIVERSI	67,511				67,511	100.0 %
91099	* State/Fed/Private FY2001/2011	67,511	0	0	0	67,511	100.0 %
321213	LAHAINA WATERSHED FLOOD CTRL	221,311		16,730	204,581		0.0 %
92033	* LAHAINA WATERSHED FLOOD CONTRL	221,311	0	16,730	204,581	0	0.0 %
382501	LAH WATERSHED EIS USDA NRCS	8,156				8,156	100.0 %
92099	* State/Fed/Private FY2002/2012	8,156	0	0	0	8,156	100.0 %
331247	LAHAINA WATERSHED FLD CONTROL	9,933			9,933		0.0 %
93047	* LAHAINA WATERSHED FLD CONTROL	9,933	0	0	9,933	0	0.0 %
337506	LAH WATERSHED PROJ DIV PH 3A	823,742			421,588	402,153	48.8 %
93099	* State/Fed/Private FY2003/2013	823,742	0	0	421,588	402,153	48.8 %
345276	LAHAINA WATERSHED FLOOD CTRL	56			56		0.0 %
94054	* LAHAINA WATERSHED FLOOD CNTRL	56	0	0	56	0	0.0 %
356216	LAHAINA WATERSHED FLD CTRL	216,315			216,315		0.0 %
95050	* LAHAINA WATERSHED FLD CONTROL	216,315	0	0	216,315	0	0.0 %
356229	NAPILI 4/5 CULVERT	45,696		45,696			0.0 %
95052	* NAPILI 4/5 CULVERT/L HONO RD	45,696	0	45,696	0	0	0.0 %
367245	LAHAINA WATERSHED FLD CTRL	1,985,000			1,985,000		0.0 %
96045	* LAHAINA WATERSHED FLOOD CTRL	1,985,000	0	0	1,985,000	0	0.0 %
901	** Drainage	3,377,720	0	62,426	2,837,473	477,820	14.1 %
379517	STATE OF HAWAII DOH GRANT	108,000		49,795		58,205	53.9 %
97099	* State/Fed/PVT FY96 FY06 FY16	108,000	0	49,795	0	58,205	53.9 %
902	** Other Projects	108,000	0	49,795	0	58,205	53.9 %

County of Maui
Statement of Appropriations and Expenditures
Capital Improvement Program by District
Fiscal Year Ending 6/30/2017 - as of 3/31/2018

06	West Maui	Prior Year	Amended	Year	Current	Balance	% of
Index	Activity ** Program *** District	Encumbrance	Budget /	to Date	Encumbrance	Available	Budget
*	**	/ Carryover	Lapses	Expended	03/31/2018	03/31/2018	Available
378219	LAHAINA REFUSE OFFICE	240,498		240,498			0.0 %
97019	* LAHAINA REFUSE OFFICE	240,498	0	240,498	0	0	0.0 %
903	** Government Facilities	240,498	0	240,498	0	0	0.0 %
345266	MOKUHINIA ECOSYSTEM/RESTORATN	15,257			15,257		0.0 %
94107	* MOKUHINIA ECOSYSTEM/RESTORATN	15,257	0	0	15,257	0	0.0 %
356462	WEST MAUI PARKS SYSTEM	277,560		277,560			0.0 %
95062	* WEST MAUI PARKS SYSTEM	277,560	0	277,560	0	0	0.0 %
356560	MOKUHINIA ECOSYSTEM RESTO	3,000			3,000		0.0 %
95094	* MOKUHINIA ECOSYSTEM RESTO SYS	3,000	0	0	3,000	0	0.0 %
367109	WEST MAUI PARKS SYSTEM	225,000		225,000			0.0 %
96009	* WEST MAUI PARKS SYSTEM	225,000	0	225,000	0	0	0.0 %
367154	WEST MAUI PARKS SYSTEM	412,477		392,812	19,665		0.0 %
96054	* WEST MAUI PARKS SYSTEM	412,477	0	392,812	19,665	0	0.0 %
378264	WEST MAUI PARKS SYSTEM	1,915,000		1,176,557	738,443		0.0 %
378363	WEST MAUI PARKS SYSTEM	81,400		546	80,854		0.0 %
378365	WEST MAUI PARKS SYSTEM	285,000	(142,456)		142,544		0.0 %
97063	* W MAUI PARKS SYSTEM	2,281,400	(142,456)	1,177,103	961,841	0	0.0 %
389743	WEST MAUI PARKS SYSTEM		950,000	53	76,550	873,397	91.9 %
98043	* WEST MAUI PARKS SYSTEM	0	950,000	53	76,550	873,397	91.9 %
904	** Parks and Recreation	3,214,694	807,544	2,072,528	1,076,313	873,397	21.7 %
541210	WEST MAUI SOURCE DEVELOPMENTS	131,898			131,898		0.0 %
91060	* West Maui srce/trmnt plnt impr	131,898	0	0	131,898	0	0.0 %

County of Maui
Statement of Appropriations and Expenditures
Capital Improvement Program by District
Fiscal Year Ending 6/30/2017 - as of 3/31/2018

06	West Maui	Prior Year Encumbrance / Carryover	Amended Budget / Lapses	Year to Date Expended	Current Encumbrance 03/31/2018	Balance Available	% of Budget Available
Index	* Activity ** Program *** District						
524850	WEST MAUI DIST SYSTEM IMPROVMT	109,497		33,727	75,770		0.0 %
94101	* WEST MAUI DIST SYSTEM IMPRVMT	109,497	0	33,727	75,770	0	0.0 %
545150	WEST MAUI RELIABLE CAPACITY	242,302		30,799	211,503		0.0 %
95085	* WEST MAUI RELIABLE CAPACITY	242,302	0	30,799	211,503	0	0.0 %
537020	MAHINAHINA WELL #1 DEVELOPMENT	10,000,000	(10,000,000)				-
97115	* MAHINAHINA WELL #1 DEV'T	10,000,000	(10,000,000)	0	0	0	- -
529060	WEST MAUI RELIABLE CAPACITY		5,000,000			5,000,000	100.0 %
538020	WEST MAUI RELIABLE CAPACITY		5,000,000			5,000,000	100.0 %
98088	* MAHINAHINA WELL #1 DEV'T	0	10,000,000	0	0	10,000,000	100.0 %
905	** WATER SUPPLY	10,483,697	0	64,526	419,171	10,000,000	95.4 %
307027	SHAW ST SIDEWALK/WAINEE ST	35,951			35,951		0.0 %
90126	* Shaw st/Wainee st to Hpiilani	35,951	0	0	35,951	0	0.0 %
356430	FRONT ST DECK&RAIL REPAIR	6,557	(6,557)				-
95030	* FRONT ST DECK & RAIL REPAIR	6,557	(6,557)	0	0	0	- -
356575	WM ROADWAY IMPRV MTV GRANT	715,000				715,000	100.0 %
95099	* State/Fed/PVT FY95-05-15	715,000	0	0	0	715,000	100.0 %
367575	WM ROADWAY IMPRV SVO GRANT	1,700,000				1,700,000	100.0 %
96099	* State/FED/PVT FY96 FY06 FY16	1,700,000	0	0	0	1,700,000	100.0 %
378406	WM GREENWAY PILOT PRJ	300,000		71,114	228,886		0.0 %
97106	* WM GREENWAY PILOT PROJECT	300,000	0	71,114	228,886	0	0.0 %
907	** Roads	2,757,508	(6,557)	71,114	264,837	2,415,000	87.8 %
367169	OLOWALU CLOSED LF REMEDIATIN	83,189		83,189			0.0 %

County of Maui
Statement of Appropriations and Expenditures
Capital Improvement Program by District
Fiscal Year Ending 6/30/2017 - as of 3/31/2018

06	West Maui	Prior Year Encumbrance / Carryover	Amended Budget / Lapses	Year to Date Expended	Current Encumbrance 03/31/2018	Balance Available	% of Budget Available
Index	* Activity ** Program *** District						
96069	* OLOWALU CLSD LF REMEDIATION	83,189	0	83,189	0	0	0.0 %
389717	LOWALU LF SITE RESTORATION		950,000	783,446	166,514	41	0.0 %
98017	* OLOWALU LDFILL SITE RESTORATN	0	950,000	783,446	166,514	41	0.0 %
908	** Solid Waste Facilities	83,189	950,000	866,635	166,514	41	0.0 %
331166	LAHAINA FORCE MAIN #4 REPLCMN	136,156	(135,059)	1,097			0.0 %
93066	* LAHAINA FM #4 REPLACEMENT	136,156	(135,059)	1,097	0	0	0.0 %
331168	LAHAINA WWRF ODOR CONTROL	95,042		83,377	11,665		0.0 %
93068	* LAHAINA WWRF ODOR CONTROL	95,042	0	83,377	11,665	0	0.0 %
331180	LAHAINA WW PUMP STATION #2	45,586		45,586			0.0 %
93080	* LAHAINA WW PUMP STATION#2	45,586	0	45,586	0	0	0.0 %
331183	WEST MAUI RECYCLED WATER PROJ	163,298				163,298	100.0 %
93091	* WEST MAUI RECYCLED WATER PROJ	163,298	0	0	0	163,298	100.0 %
345374	KAANAPALI RESORT R-1 WATER DIS	668,640			668,640		0.0 %
94074	* KAAANAPALI RESORT R-1 H2O DIST	668,640	0	0	668,640	0	0.0 %
345377	W MAUI RECYC'D WATER SYS EXP	49,675			49,675		0.0 %
94077	* WEST MAUI RECYCLED H2O SYS EXP	49,675	0	0	49,675	0	0.0 %
356469	LAHAINA WWRF ODOR CTRL	30,175		30,175			0.0 %
95069	* LAHAINA WWRF ODOR CONTROL	30,175	0	30,175	0	0	0.0 %
356470	NAPILI #5&6 FM REPLACEMENTS	194,830		94,946	99,884		0.0 %
95070	* NAPILI NO. 5/6 FM REPLACEMENTS	194,830	0	94,946	99,884	0	0.0 %
356471	NAPILI WWPS #1-6 MODIFC	184,783		44,674	140,109		0.0 %

County of Maui
Statement of Appropriations and Expenditures
Capital Improvement Program by District
Fiscal Year Ending 6/30/2017 - as of 3/31/2018

06	West Maui	Prior Year Encumbrance / Carryover	Amended Budget / Lapses	Year to Date Expended	Current Encumbrance 03/31/2018	Balance Available	% of Budget Available
Index	* Activity ** Program *** District						
95071	* NAPILI WW PUMP STN1-6 MODIFCTN	184,783	0	44,674	140,109	0	0.0 %
369201	LAHAINA WWRF MODFCTN STAGE 1A	108,171			108,171		0.0 %
96000	* FY2006/1996 CIP Projects	108,171	0	0	108,171	0	0.0 %
367156	EPA CONSENT DECREE SEWER REHAB	797,580		797,580			0.0 %
96056	* W MAUI EPA CONSENT DCR SEWER	797,580	0	797,580	0	0	0.0 %
367157	LAHAINA WWPS #3 MODI	1,600,000		934,416	665,584		0.0 %
96057	* LAHAINA WWPS #3 MODIFICATIONS	1,600,000	0	934,416	665,584	0	0.0 %
367160	SHERATON WW LIFT MODI	25,515		25,515			0.0 %
96060	* SHERATON WWLIFT STN MODIFICAT	25,515	0	25,515	0	0	0.0 %
367161	W MAUI RECYCLED WTR SYS	692,566			692,566		0.0 %
96061	* W MAUI RECYCLED WATER S EXP	692,566	0	0	692,566	0	0.0 %
367174	LAHAINA WWRF MOD ST 1A	10,669,000		10,669,000			0.0 %
96074	* LAHAINA WWRF MODI STAGE 1A	10,669,000	0	10,669,000	0	0	0.0 %
378320	LAHAINA WWRF UPGRD PORTBL REUS	150,000	(2,684)	88,389	58,927		0.0 %
97020	* LAH WWRF UPGRD/DIR POTABLE REU	150,000	(2,684)	88,389	58,927	0	0.0 %
378321	NAPILI #3 FM REPLCMENT	200,000		36,731	163,269		0.0 %
97021	* NAPILI NO.3 FM REPLACEMENT	200,000	0	36,731	163,269	0	0.0 %
378322	NAPILI #4 FM REPLCMENT	200,000		24,033	175,967		0.0 %
97022	* NAPILI NO.4 FM REPLCMNT	200,000	0	24,033	175,967	0	0.0 %
378323	NAPILI #5 #6 FM REPLCMENT	3,200,000			3,200,000		0.0 %
97023	* NAPILI NOS.5&6 FM REPLCMNT	3,200,000	0	0	3,200,000	0	0.0 %
378324	LAHAINA WWRF MODI STG 1A	12,500,000		1,265,225	11,234,775		0.0 %

County of Maui
Statement of Appropriations and Expenditures
Capital Improvement Program by District
Fiscal Year Ending 6/30/2017 - as of 3/31/2018

06	West Maui	Prior Year Encumbrance / Carryover	Amended Budget / Lapses	Year to Date Expended	Current Encumbrance 03/31/2018	Balance Available	% of Budget Available
Index	* Activity ** Program *** District						
97024	* LAHAINA WWRF MODI, STAGE 1A	12,500,000	0	1,265,225	11,234,775	0	0.0 %
378325	SHERATON WWPS MODIFICATIONS	1,000,000			1,000,000		0.0 %
97025	* SHERATON WWPS MODIFICATIONS	1,000,000	0	0	1,000,000	0	0.0 %
378408	LAHAINA WWPS #3 MODI	110,000	(345)		109,655		0.0 %
97121	* LAHAINA WWPS #3 MODIFICATIONS	110,000	(345)	0	109,655	0	0.0 %
389718	NAPILI WWPS #5 MODIFICATIONS		2,300,000		2,107,187	192,813	8.4 %
98018	* NAPILI WWPS #5 MODIFICATIONS	0	2,300,000	0	2,107,187	192,813	8.4 %
389719	NAPILI WWPS #6 MODIFICATIONS		2,300,000		2,107,187	192,813	8.4 %
98019	* NAPILI WWPS #6 MODIFICATIONS	0	2,300,000	0	2,107,187	192,813	8.4 %
389720	LAHAINA WWRF MODI STAGE 1A		24,000,000	513,617	23,426,620	59,763	0.2 %
98020	* LAHAINA WWRF MODI, STAGE 1A	0	24,000,000	513,617	23,426,620	59,763	0.2 %
389746	LAHAINA WWRF PRIMARY ELECTRICA		2,423,472			2,423,472	100.0 %
98065	* LAHAINA WWRF PRIMARY ELECTRICA	0	2,423,472	0	0	2,423,472	100.0 %
909	** Wastewater Facilities	32,821,017	30,885,384	14,654,361	46,019,881	3,032,159	4.8 %
District ***	West Maui	53,086,323	32,636,371	18,081,883	50,784,189	16,856,622	19.7 %

County of Maui
Statement of Appropriations and Expenditures
Capital Improvement Program by District
Fiscal Year Ending 6/30/2017 - as of 3/31/2018

07	Lanai	Prior Year	Amended	Year	Current	Balance	% of
Index	Activity ** Program *** District	Encumbrance	Budget /	to Date	Encumbrance	Available	Budget
		/ Carryover	Lapses	Expended	03/31/2018		Available
378329	LANAI FIRE STN IMPRVMENTS	10,000	(10,000)				-
97029	* LANAI FIRE STN IMPROVEMENTS	10,000	(10,000)	0	0	0	- -
378286	LANAI BASEYARD IMPRV	153,532		87,736	65,796		0.0 %
97086	* LANAI BASEYARD IMPROVEMENTS	153,532	0	87,736	65,796	0	0.0 %
389723	LANAI FIRE STN IMPROVEMENTS		110,000			110,000	100.0 %
98023	* LANAI FIRE STN IMPROVEMENTS	0	110,000	0	0	110,000	100.0 %
903	** Government Facilities	163,532	100,000	87,736	65,796	110,000	41.7 %
367111	LANAI PARKS SYSTEM	30,284		30,284			0.0 %
96011	* LANAI PARKS SYSTEM	30,284	0	30,284	0	0	0.0 %
378246	LANAI PARKS SYSTEM	19,153		19,153			0.0 %
378345	LANAI PARKS SYSTEM	25,000		6,353	18,647		0.0 %
97045	* LANAI PARKS SYSTEM	44,153	0	25,506	18,647	0	0.0 %
389733	LANAI PARKS SYSTEM		126,000			126,000	100.0 %
98033	* LANAI PARKS SYSTEM	0	126,000	0	0	126,000	100.0 %
389734	LANAI COM'TY CTR COMM KITCHEN		250,000		61,077	188,923	75.6 %
98034	* LANAI CCTR COMMERCIAL KITCHEN	0	250,000	0	61,077	188,923	75.6 %
904	** Parks and Recreation	74,437	376,000	55,790	79,724	314,923	69.9 %
District *** Lanai		237,969	476,000	143,526	145,520	424,923	59.5 %

County of Maui
Statement of Appropriations and Expenditures
Capital Improvement Program by District
Fiscal Year Ending 6/30/2017 - as of 3/31/2018

08	Molokai	Prior Year Encumbrance / Carryover	Amended Budget / Lapses	Year to Date Expended	Current Encumbrance 03/31/2018	Balance Available	% of Budget Available
Index	* Activity ** Program *** District						
367246	KAUNAKAKAI DRAINAGE SYS B	188,454		150,333	38,121		0.0 %
96046	* KAUNAKAKAI DRAINAGE SYSTEM B	188,454	0	150,333	38,121	0	0.0 %
378290	KAUNAKAKAI DRAIN SYS B	199,356			199,356		0.0 %
97090	* KAUNAKAKAI DRAINAGE SYSTEM B	199,356	0	0	199,356	0	0.0 %
901	** Drainage	387,810	0	150,333	237,477	0	0.0 %
356459	MOLOKAI BASEYARD DESIGN&C	124,472			124,472		0.0 %
95059	* MOLOKAI BASEYARD	124,472	0	0	124,472	0	0.0 %
378291	MOLOKAI BASEYARD	4,533,000		89,676	4,443,324		0.0 %
378392	MOLOKAI BASEYARD	3,703,000	(815)	35,785	3,666,400		0.0 %
97091	* MOLOKAI BASEYARD	8,236,000	(815)	125,461	8,109,724	0	0.0 %
389724	PUKOO FIRE STN RELOCATION		35,000			35,000	100.0 %
98024	* PUKOO FIRE STN RELOCATION	0	35,000	0	0	35,000	100.0 %
903	** Government Facilities	8,360,472	34,185	125,461	8,234,196	35,000	0.4 %
367112	MOLOKAI PARKS SYSTEM	26,649	(133)	3,253	23,263		0.0 %
96012	* MOLOKAI PARKS SYSTEM	26,649	(133)	3,253	23,263	0	0.0 %
378252	MOLOKAI PARKS SYSTEM	580,000			580,000		0.0 %
378351	MOLOKAI PARKS SYSTEM	319,956	(7,450)	117,840	194,667		0.0 %
97051	* MOLOKAI PARKS SYSTEM	899,956	(7,450)	117,840	774,667	0	0.0 %
389237	MOLOKAI PARKS SYSTEM		23,011			23,011	100.0 %
389737	MOLOKAI PARKS SYSTEM		80,000			80,000	100.0 %
98037	* MOLOKAI PARKS SYSTEM	0	103,011	0	0	103,011	100.0 %
904	** Parks and Recreation	926,605	95,428	121,093	797,930	103,011	10.1 %

County of Maui
Statement of Appropriations and Expenditures
Capital Improvement Program by District
Fiscal Year Ending 6/30/2017 - as of 3/31/2018

08	Molokai	Prior Year Encumbrance / Carryover	Amended Budget / Lapses	Year to Date Expended	Current Encumbrance 03/31/2018	Balance Available	% of Budget Available
Index	* Activity ** Program *** District						
524780	MOLOKAI DISTRIB SYST IMPRVMTS	1,685		458	1,227		0.0 %
94093	* MOLOKAI DIST SYSTEM IMPROVEMEN	1,685	0	458	1,227	0	0.0 %
524790	MOLOKAI SOURCE IMPROVEMENTS	275,190		22,156	253,034		0.0 %
94094	* MOLOKAI SOURCE IMPROVEMENTS	275,190	0	22,156	253,034	0	0.0 %
529040	MOLOKAI RELIABLE CAPACITY		500,000			500,000	100.0 %
98085	* MOLOKAI RELIABLE CAPACITY	0	500,000	0	0	500,000	100.0 %
905	** WATER SUPPLY	276,875	500,000	22,614	254,261	500,000	64.4 %
367170	KALAMAULA CLOSED LF REMEDIATIN	342,495		342,495			0.0 %
96070	* KALAMAULA CLSD LF REMEDIATION	342,495	0	342,495	0	0	0.0 %
378313	MOLOKAI LF-ENVTL ASSESSMNT	134,742		51,678	83,064		0.0 %
97013	* MOLIKAI LF-ENV'TAL ASSESSMNT	134,742	0	51,678	83,064	0	0.0 %
389708	KALAMAULA LF SITE RESTORATION		230,000	117,151	111,420	1,429	0.6 %
98008	* KALAMAULA LF SITE RESTORATION	0	230,000	117,151	111,420	1,429	0.6 %
908	** Solid Waste Facilities	477,237	230,000	511,324	194,484	1,429	0.2 %
389709	KAUNAKAKAI WWRF PLAN		200,000			200,000	100.0 %
98009	* KAUNAKAKAI WWRF PLAN	0	200,000	0	0	200,000	100.0 %
909	** Wastewater Facilities	0	200,000	0	0	200,000	100.0 %
District ***	Molokai	10,428,999	1,059,613	930,825	9,718,348	839,440	7.3 %

County of Maui
Statement of Appropriations and Expenditures
Capital Improvement Program by District
Fiscal Year Ending 6/30/2017 - as of 3/31/2018

09	Countywide	Prior Year	Amended	Year	Current	Balance	% of
Index	* Activity ** Program *** District	Encumbrance	Budget /	to Date	Encumbrance	Available	Budget
		/ Carryover	Lapses	Expended	03/31/2018		Available
321203	CW DRAINAGE IMPROVEMENTS	390,188	(59,865)	124,545	205,779		0.0 %
92037	* CW DRAINAGE IMPROVEMENTS	390,188	(59,865)	124,545	205,779	0	0.0 %
331249	CW DRAINAGE IMPROVEMENTS	183,131	(10,040)	36,225	136,866		0.0 %
93049	* CW DRAINAGE IMPROVEMENTS	183,131	(10,040)	36,225	136,866	0	0.0 %
345319	CW DRAINAGE IMPROVEMENTS	152,950			152,950		0.0 %
345389	PAPA AVE DRAINAGE IMPROVEMENTS	27,548			27,548		0.0 %
94019	* CW DRAINAGE IMPROVEMENTS	180,498	0	0	180,498	0	0.0 %
356272	CW DRAINAGE-KAHEKILI HWY	20,090		20,090			0.0 %
356273	CW DRAINAGE-S KIHEI CULVERT	11,410			11,410		0.0 %
356283	CW DRAINAGE-MAKENA ALANUI	3,000			3,000		0.0 %
95056	* CW DRAINAGE IMPROVEMENTS	34,500	0	20,090	14,410	0	0.0 %
368261	CW DRAINAGE NAPILI 4/5 CULVERT	243,000		19,662	223,338		0.0 %
368262	CW DRAINAGE WAIEHU STREAM	266,380		172,200	94,180		0.0 %
368263	CW DRAINAGE WAIPOI	75,471		33,386	42,085		0.0 %
368270	CW DRAINAGE HIOLANI ST	2,857		2,857			0.0 %
368273	CW DRAINAGE WAIAKOA DRAINAGEWY	11,324		7,173	4,151		0.0 %
96048	* CW DRAINAGE IMPROVEMENTS	599,032	0	235,278	363,754	0	0.0 %
378369	CW DRAINAGE IMPROVEMENTS	430,162	(430,162)				-
379075	CW DRAINAGE HIOLANI ST	109,725		80,514	29,211		0.0 %
379082	CW DRAINAGE WAKEA & HOOHANA	178,435			178,435		0.0 %
379093	CW DRAINAGE HAIKU ROAD	64,438	(32,051)	32,387			0.0 %
379149	CW DRAINAGE IAO STREAM FLD CTR		6,833	6,833			0.0 %
379156	CW DRAINAGE HAUOLI ST	71,616			71,616		0.0 %
379161	CW DRAINAGE KAHAKULOA		4,723		4,723		0.0 %
379164	CW DRAINAGE WAIOPAI		8,197		8,197		0.0 %
379167	CW DRAINAGE PAUWELA		297	297			0.0 %
379168	CW DRAINAGE WAIEHU CULVERT		236	236			0.0 %

County of Maui
Statement of Appropriations and Expenditures
Capital Improvement Program by District
Fiscal Year Ending 6/30/2017 - as of 3/31/2018

09	Countywide	Prior Year Encumbrance / Carryover	Amended Budget / Lapses	Year to Date Expended	Current Encumbrance 03/31/2018	Balance Available	% of Budget Available
Index	* Activity ** Program *** District						
379170	CW DRAINAGE VARIOUS PROJ		112,160		112,160		0.0 %
379173	CW DRAINAGE NAPILI 4/5 CULVERT		19,940		19,940		0.0 %
379177	CW DRAINAGE KAHAWAIOKAPIA		1,474	1,474			0.0 %
379178	CW DRAINAGE WAIAKOA CULVERT		8,252	8,252			0.0 %
379181	CW DRAINAGE KIHEI MASTER PLAN		102,661		102,661		0.0 %
379182	CW DRAINAGE WAIPOLI RD DITCH		33,762	402	33,360		0.0 %
379186	CW DRAINAGE WAKEA/PAPA AVE		138,687		138,687		0.0 %
379189	CW DRAINAGE KULANIHAKOI		398	398			0.0 %
379196	CW DRAINAGE KULANIHAKOI		286	286			0.0 %
97069	* CW DRAINAGE IMPROVEMENTS	854,376	(24,307)	131,079	698,990	0	0.0 %
380200	CW DRAINAGE WAKEA/PAPA			143		(143)	-
380203	CW DRAINAGE MALIKO			11,115	6,885	(18,000)	-
380204	CW DRAINAGE KAUNAKAKAI			2,500		(2,500)	-
380205	CW DRAINAGE KAHAWAIOKAPIA			359		(359)	-
380206	CW DRAINAGE LEVEE #27 IAO STRM				62,352	(62,352)	-
380207	CW DRAINAGE LAHAINA WATERSHED				32,847	(32,847)	-
380208	CW DRAINAGE HAPPY VALLEY			1,250		(1,250)	-
380209	CW DRAINAGE HAIKU RD			25,977		(25,977)	-
380210	CW DRAINAGE KULANIHAKOI			41		(41)	-
380211	CW DRAINAGE NAPILI 4/5 CULVERT			1,025		(1,025)	-
380212	CW DRAINAGE WAIEHU ST CULVERT				51,189	(51,189)	-
389247	CW DRAINAGE IMPROVEMENTS		203,428			203,428	100.0 %
98047	* CW DRAINAGE IMPROVEMENTS	0	203,428	42,410	153,273	7,745	3.8 %
901	** Drainage	2,241,725	109,216	589,627	1,753,570	7,745	0.3 %
345290	PUBLIC SAFETY RADIO SYS REPLC	344,575		10,070	334,505		0.0 %
94062	* PUBLIC SAFETY RADIO SYS REPLCT	344,575	0	10,070	334,505	0	0.0 %
356460	PUBLIC SAFETY RADIO SYSTEM REP	233,063			233,063		0.0 %

County of Maui
Statement of Appropriations and Expenditures
Capital Improvement Program by District
Fiscal Year Ending 6/30/2017 - as of 3/31/2018

09	Countywide	Prior Year	Amended	Year	Current	Balance	% of
Index	Activity ** Program *** District	Encumbrance	Budget /	to Date	Encumbrance	Available	Budget
*	**	/	Lapses	Expended	03/31/2018	03/31/2018	Available
95060	* PUBLIC SAFETY RADIO SYS REPLAC	233,063	0	0	233,063	0	0.0 %
367250	BUS STOPS & SHELTERS	243,806	(5,773)	194,111		43,923	18.5 %
96050	* BUS STOPS AND SHELTERS	243,806	(5,773)	194,111	0	43,923	18.5 %
378226	WM VACUUM ST SWEEPER	278,988		278,988			0.0 %
378227	REFUSE TRUCK/LOADER/COMPACTOR	2,047,188		2,038,888	8,300		0.0 %
97027	* CW EQUIPMENT	2,326,176	0	2,317,876	8,300	0	0.0 %
378371	BRIDGE INSPECTN & EVALUATION	80,000		80,000			0.0 %
97071	* BRIDGE INSPECTN/EVALUATION	80,000	0	80,000	0	0	0.0 %
378210	BUS STOP AND SHELTERS	242,055		11,370	230,685		0.0 %
97107	* BUS STOPS/SHELTERS	242,055	0	11,370	230,685	0	0.0 %
380201	CW EQUIP 40K LB TRUCK CAB				319,681	(319,681)	-
380202	CW EQUIP 66K LB TRUCK CAB				1,341,280	(1,341,280)	-
389221	CW EQUIPMENT		1,660,961			1,660,961	100.0 %
98021	* CW EQUIPMENT	0	1,660,961	0	1,660,961	0	0.0 %
389225	P SAFETY RADIO SYS REPLACMN		599,999		599,999		0.0 %
98025	* PUBLIC SAFETY RADIO SYS REPLCM	0	599,999	0	599,999	0	0.0 %
902	** Other Projects	3,469,675	2,255,187	2,613,427	3,067,513	43,923	0.8 %
303191	CW FIRE FACILITIES	1,750			1,750		0.0 %
90115	* CW fire facilities	1,750	0	0	1,750	0	0.0 %
313205	CW FIRE FACILITIES	38,075			38,075		0.0 %
91035	* CW fire facilities	38,075	0	0	38,075	0	0.0 %
323021	CW FIRE FACILITIES	3,958			3,958		0.0 %

County of Maui
Statement of Appropriations and Expenditures
Capital Improvement Program by District
Fiscal Year Ending 6/30/2017 - as of 3/31/2018

09	Countywide	Prior Year	Amended	Year	Current	Balance	% of
Index	* Activity ** Program *** District	Encumbrance	Budget /	to Date	Encumbrance	Available	Budget
		/ Carryover	Lapses	Expended	03/31/2018		Available
92008	* CW FIRE FACILITIES	3,958	0	0	3,958	0	0.0 %
331115	CW FACILITY BLDG IMPROVEMENTS	4,665			4,665		0.0 %
93015	* CW FACILITY BLDG IMPROVEMENTS	4,665	0	0	4,665	0	0.0 %
331117	CW POLICE FACILITIES	23,753			23,753		0.0 %
93017	* CW POLICE FACILITIES	23,753	0	0	23,753	0	0.0 %
345320	CW FACILITY BLDG IMPROVEMENTS	12,577			12,577		0.0 %
94020	* CW FACILITY BLDG IMPROVEMENTS	12,577	0	0	12,577	0	0.0 %
345321	CW FIRE FACILITIES	11,458		11,458			0.0 %
94021	* CW FIRE FACILITIES	11,458	0	11,458	0	0	0.0 %
345264	KALANA O MAUI CAMPUS EXP DESIG	312,206			312,206		0.0 %
94102	* KALANA O MAUI CAMPUS EXP DESIG	312,206	0	0	312,206	0	0.0 %
356544	CW FAC BLDG CRTHOUSE CHILLER	8,325			8,325		0.0 %
356583	CW FAC KALANA ELECTRICAL UPGRD	75,000		10,000	65,000		0.0 %
356599	CW FAC KAOHU ST PARK'G LOT	49,000			49,000		0.0 %
356606	CW FAC MUNI CAMPUS LSCAPE	8,100			8,100		0.0 %
356613	CW FAC KALANA O MAUI PRK LOT	1,880			1,880		0.0 %
95021	* CW FACILITY BLDG IMPROVEMENTS	142,305	0	10,000	132,305	0	0.0 %
368892	CW FUEL TANK LANAI FIRE STN	79,500		18,500	61,000		0.0 %
96014	* CW FUEL TANK REPLACEMENTS	79,500	0	18,500	61,000	0	0.0 %
368882	CW POLICE COTTAGE B	480	(480)				-
96015	* CW POLICE FACILITIES	480	(480)	0	0	0	- -
368265	CW FAC BLDG IMPRV KAOHU	161,754			161,754		0.0 %
368267	CW FAC BLDG KALANA O MAUI	76,100		39,137	36,963		0.0 %
368271	CW FAC BLDG MUNICIPAL CAMPUS	18,109			18,109		0.0 %

County of Maui
Statement of Appropriations and Expenditures
Capital Improvement Program by District
Fiscal Year Ending 6/30/2017 - as of 3/31/2018

09	Countywide	Prior Year	Amended	Year	Current	Balance	% of
Index	Activity ** Program *** District	Encumbrance	Budget /	to Date	Encumbrance	Available	Budget
		/ Carryover	Lapses	Expended	03/31/2018		Available
368272	CW FAC REPLC OLD CO CRTHOUSE	6,307			6,307		0.0 %
368275	CW FAC REPLC VARIOUS LOC	28,391		15,831	12,560		0.0 %
96049	* CW FACILITY BLDG IMPROVEMENTS	290,661	0	54,968	235,693	0	0.0 %
378326	CW DMVL SATELLITE OFFICE	53,093	(53,093)				-
379079	CW DMVL SATELLITE KIHEI	22,318	23,903	46,220			0.0 %
379081	CW DMVL SATELLITE HANA	3,869			3,869		0.0 %
379191	CW DMVL SATELLITE PUKALANI		12,742	6,371	6,371		0.0 %
379192	CW DMVL SATELLITE CATCH-ALL		7,067	7,067			0.0 %
379193	CW DMVL SATELLITE LAHAINA		5,398	5,398			0.0 %
97026	* CW DMVL SATELLITE OFFICE UPGRD	79,280	(3,983)	65,056	10,240	0	0.0 %
378367	CW POLICE FACILTIES	790,966	(790,966)				-
379151	CW POLICE FAC KIHEI STN		30,060		30,060		0.0 %
379179	CW POLICE FAC WAI STN DISPATCH		625,369	789	624,580		0.0 %
379183	CW POLICE FAC WAI STN PARKING		133,954	36,148	97,806		0.0 %
97067	* CW POLICE FACILITIES	790,966	(1,583)	36,937	752,446	0	0.0 %
378370	CW FACILITY BLDG IMPRV	248,101	(248,101)				-
379104	CW FAC KOM RETAINING WALLS		23,938	9,456	14,482		0.0 %
379195	CW FAC KOM 2ND FLR DECK		223,763		223,763		0.0 %
97070	* CW FAC BLDG IMPROVEMENTS	248,101	(400)	9,456	238,245	0	0.0 %
389722	CW FIRE FACILITIES		150,000			150,000	100.0 %
98022	* CW FIRE FACILITIES	0	150,000	0	0	150,000	100.0 %
389745	CW POLICE FACILITIES		425,000			425,000	100.0 %
98045	* CW POLICE FACILITIES	0	425,000	0	0	425,000	100.0 %
380101	CW FAC KALANA O MAUI TRANSFORM			6,440	3,878	(10,318)	-
380113	CW FAC KOM 2ND FLR DECK RPR				30,346	(30,346)	-
380120	CW FAC KALANA O MAUI EXTERIOR				18,140	(18,140)	-

County of Maui
Statement of Appropriations and Expenditures
Capital Improvement Program by District
Fiscal Year Ending 6/30/2017 - as of 3/31/2018

09	Countywide	Prior Year	Amended	Year	Current	Balance	% of
Index	Activity ** Program *** District	Encumbrance	Budget /	to Date	Encumbrance	Available	Budget
		/ Carryover	Lapses	Expended	03/31/2018		Available
380137	CW FAC KALANA PAKUI AC				80,952	(80,952)	-
389748	CW FACILITY BLDG IMPROVEMENTS		500,000			500,000	100.0 %
98048	* CW FACILITY BLDG IMPROVEMENTS	0	500,000	6,440	133,316	360,244	72.0 %
393016	CW FIRE FACILITIES	29,513			29,513		0.0 %
99015	* CW FIRE FACILITIES	29,513	0	0	29,513	0	0.0 %
903	** Government Facilities	2,069,248	1,068,554	212,815	1,989,742	935,244	29.8 %
331120	LARGE CAP CESSPOOL CLOSURE	2,890		2,890			0.0 %
93020	* LARGE CAPACITY CESSPOOL CLOSE	2,890	0	2,890	0	0	0.0 %
356495	CW PARKS ADA GENERAL MISC	60,000		60,000			0.0 %
356602	CW PARKS ADA WAIHEHU GOLF COURS	2,766		1,991	775		0.0 %
356609	CW PARKS ADA SUN-YAT-SEN	1,400		1,400			0.0 %
95023	* CW PARKS AM W/ DISABILITIES IM	64,166	0	63,391	775	0	0.0 %
356502	CW PARK RESTROOM FAC MAINT	121,150	(2,847)	118,237	66		0.0 %
356540	CW PARK RR FAC-HOOKIPA	6,915			6,915		0.0 %
356545	CW PARK RR FAC-WAIALE	5,312			5,312		0.0 %
356546	CW PARK RR FAC-KEO SKATE	5,512			5,512		0.0 %
356547	CW PARK RR KEO SBALL FLD	5,600			5,600		0.0 %
356548	CW PARK RR KULA BALL FLD	5,189			5,189		0.0 %
356549	CW PARK RR KULA COMM CTR	7,190			7,190		0.0 %
356551	CW PARK RR ETAM MH& FLD	8,420			8,420		0.0 %
356552	CW PARK RR HAIKU CC/ADA	3,227			3,227		0.0 %
356553	CW PARK RR TAVARES CCTR	5,498			5,498		0.0 %
356554	CW PARK RR KEOKEA PARK	5,436			5,436		0.0 %
356555	CW PARK RR DT FLEMMING	4,992			4,992		0.0 %
356556	CW PARK RR KEO PLAYGRND	5,550			5,550		0.0 %
356557	CW PARK RR PAIA CCTR	1,275			1,275		0.0 %

County of Maui
Statement of Appropriations and Expenditures
Capital Improvement Program by District
Fiscal Year Ending 6/30/2017 - as of 3/31/2018

09	Countywide							
	Index		Prior Year	Amended	Year	Current	Balance	% of
	* Activity ** Program *** District		Encumbrance	Budget /	to Date	Encumbrance	Available	Budget
			/ Carryover	Lapses	Expended	03/31/2018		Available
95024	* CW PARK RR FACILITY IMPROVEMNT		191,266	(2,847)	118,237	70,182	0	0.0 %
368822	CW PARKS ADA WAIEHU GOLF		49,406		43,269	6,137		0.0 %
368856	CW PARKS ADA KAHULUI SCH		2,570		2,570			0.0 %
368871	CW PARKS ADA KALAMA BB COURT		4,253		4,253			0.0 %
96016	* CW PARKS ADA IMPROVEMENTS		56,229	0	50,092	6,137	0	0.0 %
367252	LARGE CAPACITY CESSPOOL		55,495			55,495		0.0 %
96052	* LARGE CAPACITY CESSPOOL CLOSUR		55,495	0	0	55,495	0	0.0 %
378234	CW PARK PLAYGROUND IMPRV		200,000	(200,000)				-
378332	CW PARK PLAYGROUND IMPRV		501,120	(501,120)				-
378334	CW PARK WAILUKU HEIGHTS		30,000	(30,000)				-
378336	CW PARK PLAYGROUND IMPRV		115,000	(115,000)				-
379132	CW PARK PLAYGRD WAIALE PARK		1,400		1,400			0.0 %
379140	CW PARK PLAYGRD KEOPUOLANI PRK			399,717	399,717			0.0 %
379184	CW PARK PLAYGRD NAPILI			115,000		115,000		0.0 %
379185	CW PARK PLAYGRD NAPILI PARK			49,904	50	49,854		0.0 %
379238	CW PARK PLYGRND KEOPUOLANI			200,000	200,000			0.0 %
97032	* CW PARK PLAYGROUND IMPROVEMENT		847,520	(81,499)	601,167	164,854	0	0.0 %
378333	CW ADA IMPROVMENTS		103,663	(103,663)				-
379107	CW ADA IMPROV KAH SCH PARK P-2		3,219		3,219			0.0 %
379148	CW ADA IMPROV KALAMA PRK BB CT		10,333		10,333			0.0 %
97033	* CW ADA IMPROVEMENTS		117,215	(103,663)	13,552	0	0	0.0 %
379515	MAUI MOTOR SPORTS PARK		2,000,000		6,525	1,990,008	3,467	0.2 %
97099	* State/Fed/PVT FY96 FY06 FY16		2,000,000	0	6,525	1,990,008	3,467	0.2 %
380138	CW LIGHT ORD CATCHALL					125,300	(125,300)	-
389728	CW LIGHT ORDINANCE COMP			500,000			500,000	100.0 %

County of Maui
Statement of Appropriations and Expenditures
Capital Improvement Program by District
Fiscal Year Ending 6/30/2017 - as of 3/31/2018

09	Countywide	Prior Year	Amended	Year	Current	Balance	% of
Index	Activity ** Program *** District	Encumbrance	Budget /	to Date	Encumbrance	Available	Budget
*	**	/	Lapses	Expended	03/31/2018	Available	Available
98028	* CW LIGHT ORDINANCE COMPLIANCE	0	500,000	0	125,300	374,700	74.9 %
389729	CW PARKS ADA IMPROVEMENTS		300,000			300,000	100.0 %
98029	* CW PARKS ADA IMPROVEMENTS	0	300,000	0	0	300,000	100.0 %
904	** Parks and Recreation	3,334,781	611,991	855,854	2,412,751	678,167	17.2 %
520770	C'WIDE TANK/FACILITY IMPROVEM.	5,900			5,900		0.0 %
90196	* CW facility improvements	5,900	0	0	5,900	0	0.0 %
522930	C'WIDE LAND APPRAISL/ACQUISITN	12,988		3,751	9,236		0.0 %
92087	* CW FACILITY IMPROVEMENTS	12,988	0	3,751	9,236	0	0.0 %
543150	COUNTYWIDE SOURCE DEVELOP/ACQ	117,003			117,003		0.0 %
93083	* CW SOURCE DEVT/ACQUISITION	117,003	0	0	117,003	0	0.0 %
523540	COUNTYWIDE FACILITY IMPROVEMTS	144,117	(7)	100,729	43,380		0.0 %
93087	* CW FACILITY IMPROVEMENTS	144,117	(7)	100,729	43,380	0	0.0 %
524820	COUNTYWIDE FACILITY IMPROVMTS	43,970		15,193	28,777		0.0 %
524830	COUNTYWIDE PUMP IMPROVEMENTS	281,924				281,924	100.0 %
94095	* CW FACILITY IMPROVEMENTS	325,894	0	15,193	28,777	281,924	86.5 %
535050	WAILUKU HEIGHTS TANK 30 BOOSTE	5,033,381		3,201,603	1,745,063	86,714	1.7 %
95084	* CW UPGRADES and REPLACEMENT	5,033,381	0	3,201,603	1,745,063	86,714	1.7 %
545160	COUNTYWIDE RELIABLE CAPACITY	720,968		233,990	486,978		0.0 %
95086	* CW RELIABLE CAPACITY	720,968	0	233,990	486,978	0	0.0 %
525010	COUNTYWIDE CONSERVATION	614,556			614,556		0.0 %
95088	* CW CONSERVATION PROGRAM	614,556	0	0	614,556	0	0.0 %
525020	CTYWIDE FACILITY IMPRVMTS	1,019,945	(2,259)	335,376	612,287	70,023	6.9 %

County of Maui
Statement of Appropriations and Expenditures
Capital Improvement Program by District
Fiscal Year Ending 6/30/2017 - as of 3/31/2018

09	Countywide Index * Activity ** Program *** District	Prior Year Encumbrance / Carryover	Amended Budget / Lapses	Year to Date Expended	Current Encumbrance 03/31/2018	Balance Available	% of Budget Available
95089	* CW FACILITY IMPROVEMENTS	1,019,945	(2,259)	335,376	612,287	70,023	6.9 %
525040	CTYWIDE UPGRADES & REPLCMTS	18,496		4,273	14,223		0.0 %
95090	* CW UPGRADES AND REPLACEMENT	18,496	0	4,273	14,223	0	0.0 %
526040	CW UPGRADES & REPLACEMENT	1,672,269		331,468	1,029,510	311,290	18.6 %
96078	* CW UPGRADES & REPLACEMENT	1,672,269	0	331,468	1,029,510	311,290	18.6 %
537000	OMAOPIO TANK BOOSTER PUMP REPL	2,000,000			2,000,000		0.0 %
97108	* OMAOPIO TANK BOOSTER PR	2,000,000	0	0	2,000,000	0	0.0 %
527030	CTYWIDE UPGRADES & RPLCMNTS	804,229	(55,851)	106,502	641,877		0.0 %
547010	CTYWIDE UPGRADES AND REPLCMNTS	1,861,146	(816,955)	39,081	1,005,110		0.0 %
97109	* CW UPGRADES & REPLACEMENTS	2,665,375	(872,806)	145,583	1,646,987	0	0.0 %
527010	WATERLINE SVC LATERALS RPLCMTS	913,691	(913,691)				-
97110	* CW CONSERVATION PROGRAM	913,691	(913,691)	0	0	0	-
527020	CTYWIDE FACILITY IMPRVMTS	2,045,069		228,537	1,816,532		0.0 %
97111	* CW FACILITY IMPROVEMENTS	2,045,069	0	228,537	1,816,532	0	0.0 %
529000	COUNTYWIDE FACILITY IMPRVMTS		3,375,000	112,530	562,228	2,700,242	80.0 %
548220	COUNTYWIDE FACILITY IMPR		274,000			274,000	100.0 %
98080	* CW FACILITY IMPROVEMENTS - DWS	0	3,649,000	112,530	562,228	2,974,242	81.5 %
529010	COUNTYWIDE UPGRADES & RPLCMTS		3,855,000		380,800	3,474,200	90.1 %
548230	COUTYWIDE UPGR & REPLCMNTS		2,255,000			2,255,000	100.0 %
98081	* CW UPGRADES & REPLCMNTS - DWS	0	6,110,000	0	380,800	5,729,200	93.8 %
528990	COUNTYWIDE CONSERVATION PROGRM		1,000,000			1,000,000	100.0 %
98082	* CW CONSERVATION PROGRAM - DWS	0	1,000,000	0	0	1,000,000	100.0 %

County of Maui
Statement of Appropriations and Expenditures
Capital Improvement Program by District
Fiscal Year Ending 6/30/2017 - as of 3/31/2018

09	Countywide	Prior Year	Amended	Year	Current	Balance	% of
Index	Activity ** Program *** District	Encumbrance	Budget /	to Date	Encumbrance	Available	Budget
*	**	/ Carryover	Lapses	Expended	03/31/2018	03/31/2018	Available
905	** WATER SUPPLY	17,309,652	8,970,237	4,713,033	11,113,460	10,453,393	39.8 %
317020	BIKEWAY PROJECTS	146,568			146,568		0.0 %
91000	* FY 2001 CIP projects	146,568	0	0	146,568	0	0.0 %
327032	CW ROAD RESURFACING	111,279			111,279		0.0 %
92021	* CW ROAD RESURFACING	111,279	0	0	111,279	0	0.0 %
337014	BIKEWAY PROGRAMS 2003	37,817			37,817		0.0 %
93000	* FY 2003 & 1993 CIP projects	37,817	0	0	37,817	0	0.0 %
331131	CW ROAD RESURFACING	26,441			26,441		0.0 %
93031	* CW ROAD RESURFACING	26,441	0	0	26,441	0	0.0 %
331132	CW SAFETY IMPROVEMENTS	68,544		6,938	61,605		0.0 %
93032	* CW SAFETY IMPROVEMENTS	68,544	0	6,938	61,605	0	0.0 %
331133	CW SIDEWALK IMPROVEMENTS	53,020			53,020		0.0 %
93033	* CW SIDEWALK IMPROVEMENTS	53,020	0	0	53,020	0	0.0 %
331135	CW SPEED HUMP TABLE PROGRAM			(8,668)		8,668	-
93035	* CW SPEED HUMP/SPEED TABLE PRG	0	0	(8,668)	0	8,668	- -
331138	CW BIKEWAY IMPROVEMENTS	139,581		49,507	90,074		0.0 %
93038	* CW BIKEWAY IMPROVEMENTS	139,581	0	49,507	90,074	0	0.0 %
337507	KAMALII ELEM SCH SAFE ROUTES	81,175				81,175	100.0 %
337508	PRINCESS NAHIENAENA SAFE ROUTE	48,967				48,967	100.0 %
93099	* State/Fed/Private FY2003/2013	130,142	0	0	0	130,142	100.0 %
347020	CW BIKEWAY PROGRAMS	71,590			71,590		0.0 %
94000	* FY2004 & 1994 CIP Projects	71,590	0	0	71,590	0	0.0 %

County of Maui
Statement of Appropriations and Expenditures
Capital Improvement Program by District
Fiscal Year Ending 6/30/2017 - as of 3/31/2018

09	Countywide	Prior Year	Amended	Year	Current	Balance	% of
Index	Activity ** Program *** District	Encumbrance	Budget /	to Date	Encumbrance	Available	Budget
		/ Carryover	Lapses	Expended	03/31/2018		Available
345332	CW BRIDGE IMPROVEMENTS	144,597			144,597		0.0 %
94032	* CW BRIDGE IMPROVEMENTS	144,597	0	0	144,597	0	0.0 %
345333	CW RD RESURFACING/PAVEMENT PR	195,999	(347)	66,136	129,516		0.0 %
94033	* CW RD RESURFACING/PAVEMENT PRE	195,999	(347)	66,136	129,516	0	0.0 %
345334	CW SAFETY IMPROVEMENTS	11,825			11,825		0.0 %
94034	* CW SAFETY IMPROVEMENTS	11,825	0	0	11,825	0	0.0 %
345335	CW SIDEWALK IMPROVEMENTS	33,908			33,908		0.0 %
94035	* CW SIDEWALK IMPROVEMENTS	33,908	0	0	33,908	0	0.0 %
345337	CW BIKEWAY IMPROVEMENTS	3,000			3,000		0.0 %
94037	* CW BIKEWAY IMPROVEMENTS	3,000	0	0	3,000	0	0.0 %
356449	CW BRIDGE KAHOLOPO'O	51,482	(40,589)	10,893			0.0 %
356590	CW BRIDGE IMPR WAIOPAI	30,554		6,614	23,940		0.0 %
95031	* CW BRIDGE IMPROVEMENTS	82,036	(40,589)	17,507	23,940	0	0.0 %
356503	CW RD RESURF-HALIIMAILE RD	6,855		2,534	4,322		0.0 %
356506	CW RD RES/PVMNT-KOKOMO RD	68,168	(43,478)	6,318	18,372		0.0 %
356569	CW RD RESURF-KALEPA EMERGENCY	189,076			189,076		0.0 %
356570	CW RD RESURF-WELLS&WAKEA	23,695			23,695		0.0 %
95033	* CW RD RESURF & PAVEMENT PRESV	287,794	(43,478)	8,852	235,465	0	0.0 %
356511	CW SAFETY MAINT-WAKEA/HINA	4,566			4,566		0.0 %
95034	* CW SAFETY IMPROVEMENTS	4,566	0	0	4,566	0	0.0 %
356440	CW SIDEWK IMPRV-S MARKET	2,980			2,980		0.0 %
356582	CW SIDEWK IMPRV-PAUWELA RD	5,748		5,748			0.0 %
356589	CW SIDEWK IMPRV-KAMEHAMEHA SDW	14,530		5,930	8,600		0.0 %
95035	* CW SIDEWALK IMPROVEMENTS	23,258	0	11,678	11,580	0	0.0 %

County of Maui
Statement of Appropriations and Expenditures
Capital Improvement Program by District
Fiscal Year Ending 6/30/2017 - as of 3/31/2018

09	Countywide	Prior Year	Amended	Year	Current	Balance	% of
Index	Activity ** Program *** District	Encumbrance	Budget /	to Date	Encumbrance	Available	Budget
		/ Carryover	Lapses	Expended	03/31/2018		Available
356442	CW BIKEWAY-KIHEI BIKEWY II	16,959			16,959		0.0 %
95037	* CW BIKEWAY IMPROVEMENTS	16,959	0	0	16,959	0	0.0 %
356710	BRIDGE INSPECTN NBIS(062)	5,848		5,081		767	13.1 %
356730	SAFE ROUTES TO SCH PRG	128,680		33,287	95,393		0.0 %
95099	* State/Fed/PVT FY95-05-15	134,528	0	38,368	95,393	767	0.6 %
368851	CW BRIDGE IMPRV/KAHANA NUI	35,977		1,850	34,127		0.0 %
368873	CW BRIDGE IMPRV/KULANIHAKOI	21,282			21,282		0.0 %
96022	* CW BRIDGE IMPROVEMENTS	57,259	0	1,850	55,409	0	0.0 %
368802	CW PAVEMENT PRESV CATCH ALL	283,493	(170,619)	112,874			0.0 %
96023	* CW PAVEMENT PRESERVATION	283,493	(170,619)	112,874	0	0	0.0 %
367324	EHA ST RDWAY DEDITION	8,000			8,000		0.0 %
368803	CW RD RESRF/PVMNT CATCH ALL	1,086,338	(567,383)	275,855	243,100		0.0 %
368810	CW RD RESRF/PVMNT W MAUI	217,650		217,650			0.0 %
368820	CW RD RESRF/WAI-KAHULUI	412,822		393,762	19,060		0.0 %
368836	CW RD RESRF/UPCOUNTRY	481,629		435,756	45,873		0.0 %
368837	CW RD RESRF/LANAI DISTRICT	112,754			112,754		0.0 %
368838	CW RD RESRF/MOLOKAI DIST	93,706	(2,171)	91,535			0.0 %
368840	CW RD RESRF/PIILANY HWY	100,829		42,545	58,284		0.0 %
368844	CW RD RESRF/MAKANI RD	996			996		0.0 %
368846	CW RD RESRF/HANSEN/HANA	4,795			4,795		0.0 %
368862	CW RD RESRF/HANSEN RD	5,174		5,174			0.0 %
368866	CW RD RESRF/PAPA AVE	57,591		51,080	6,511		0.0 %
368879	CW RD RESRF/LONO AVE, KAMEHAME	52		52			0.0 %
368884	CW RD RESRF/KUIKAHI DR	206,626		206,618	7		0.0 %
96024	* CW RD RESURF & PAVEMENT PRESER	2,788,962	(569,554)	1,720,027	499,380	0	0.0 %
368819	CW SAFETY GENERAL CATCH ALL	12,250		5,425	6,825		0.0 %
368834	CW SAFETY WAIALE RD EXT	5,595			5,595		0.0 %

County of Maui
Statement of Appropriations and Expenditures
Capital Improvement Program by District
Fiscal Year Ending 6/30/2017 - as of 3/31/2018

09	Countywide	Prior Year	Amended	Year	Current	Balance	% of
Index	Activity ** Program *** District	Encumbrance	Budget /	to Date	Encumbrance	Available	Budget
		/ Carryover	Lapses	Expended	03/31/2018		Available
368860	CW SAFETY MAK/HALEAKALA HWY	25,209			25,209		0.0 %
368870	CW SAFETY HALIIMAILE RDWY WIDE	8,120			8,120		0.0 %
96025	* CW SAFETY IMPROVEMENTS	51,174	0	5,425	45,749	0	0.0 %
368861	CW SIDEWALK PAUWELA RD	16,544		2,940	13,604		0.0 %
368886	CW SIDEWALK LILOA DR EXT	96,118		96,118			0.0 %
96026	* CW SIDEWALK IMPROVEMENTS	112,662	0	99,058	13,604	0	0.0 %
367128	PAVEMENT JUSTIFICATION	17,833		8,917	8,917		0.0 %
96028	* CW PAVEMENT JUSTIFICATION	17,833	0	8,917	8,917	0	0.0 %
368841	CW BIKEWAY LILOA DRIVE	16,500			16,500		0.0 %
368872	CW BIKEWAY KIHEI GREENWAY	77,479			77,479		0.0 %
96031	* CW BIKEWAY IMPROVEMENTS	93,979	0	0	93,979	0	0.0 %
369510	SAFE ROUTES TO SCH PRG	185,911			185,911		0.0 %
369511	MOLOKAI ATHLETIC COMPLEX	400,000			399,980	20	0.0 %
96099	* State/FED/PVT FY96 FY06 FY16	585,911	0	0	585,891	20	0.0 %
377033	CW SAFETY IMPROVEMNTS	38,996		28,500	10,496		0.0 %
97000	* FY1997/2007 CIP projects	38,996	0	28,500	10,496	0	0.0 %
378272	CW BRIDGE IMPROVEMENTS	161,698	(161,698)				-
379233	CW BRIDGE KAHAWAIOKAPIA		(177)	(177)			0.0 %
379234	CW BRIDGE KULAHIKAHAKOI	9,321			9,321		0.0 %
379235	CW BRIDGE INSPECTION & EVAL	74,820		74,820			0.0 %
379236	CW BRIDGE KAHAKULOA STREAM BRD		161,875		161,875		0.0 %
97072	* CW BRIDGE IMPROVEMENT	245,839	0	74,643	171,196	0	0.0 %
378373	CW PAVEMENT PRESERVATION	500,000	(500,000)				-
379163	CW PAVEMENT SLURRY SL KAHULUI		364,589	144	364,445		0.0 %
97073	* CW PAVEMENT PRESERVATION	500,000	(135,411)	144	364,445	0	0.0 %

County of Maui
Statement of Appropriations and Expenditures
Capital Improvement Program by District
Fiscal Year Ending 6/30/2017 - as of 3/31/2018

09	Countywide	Prior Year	Amended	Year	Current	Balance	% of
Index	* Activity ** Program *** District	Encumbrance	Budget /	to Date	Encumbrance	Available	Budget
		/ Carryover	Lapses	Expended	03/31/2018		Available
378374	CW RD RESRF/PAVEMENT	3,151,538	(3,151,538)				-
379084	CW RD RESRF/PVMT S MAUI RDS	526,233			526,233		0.0 %
379113	CW RD RESRF/PVMT WM DISTRICT	234,867	413,035	231,509	416,393		0.0 %
379114	CW RD RESRF/PVMT KAHEKILI HWY	430,490		430,490			0.0 %
379119	CW RD RESURFG BALDWIN AVE	14,406	130,001		144,407		0.0 %
379120	CW RD RESURFG UPCOUNTRY DIST		769,531	241	769,291		0.0 %
379123	CW RD RESURFG MAKANI RD		341	341			0.0 %
379124	CW RD RESURFG VARIOUS LOC	493,899	502,125	591,196	404,828		0.0 %
379125	CW RD RESURFG PIILANI HWY	11,725		11,725			0.0 %
379133	CW RD RESURFG OLD HALEAKALA	96,453	(771)	86,970	8,711		0.0 %
379135	CW RD RESURFG LONO AVE	40,694	(7)	40,687			0.0 %
379137	CW RD RESURF HANSEN RD	21,000		19,290	1,710		0.0 %
379138	CW RD RESURF WELLS ST	72,598			72,598		0.0 %
379144	CW RD RESURFG BALDWIN PHASE I	5,356			5,356		0.0 %
379146	CW RD RESURFG WAILEA ALANUI DR		406	406			0.0 %
379155	CW RD RESURFG WAKEA AVE		88,940		88,940		0.0 %
379159	CW RD RESURFG HAIKU DISTRICT		600,677	177	600,500		0.0 %
379165	CW RD RESURF WAI/KAHULUI		317,136	2,408	314,728		0.0 %
379174	CW RD RESURF KUIKAHI DR		70,785	29,313	41,472		0.0 %
379190	CW RD RESURF KAMEHAMEHA/HINA		116,718		116,718		0.0 %
379194	CW RD RESURF ONEHEE/KEA ST		56,773		56,773		0.0 %
97074	* CW RD RESUF/PAVEMNT PRESERVTN	5,099,259	(85,848)	1,444,753	3,568,658	0	0.0 %
378375	CW SAFETY IMPROVEMENTS	25,871	(25,871)				-
379085	CW SAFETY HALIIMAILE RD	5,208		5,208			0.0 %
379088	CW SAFETY CURB RAMPS	39,223	1,856	1,856	39,223		0.0 %
379092	CW SAFETY WAIALE RD EXT	1,200			1,200		0.0 %
379099	CW SAFETY LILOA DR EXT	150,000			150,000		0.0 %
379105	CW SAFETY PAUWELA RD SDWLK IMP	5,122	21,862		26,984		0.0 %
379110	CW SAFETY KAHEKILI HWY RPR	271,304	2,153	212,050	61,407		0.0 %
379112	CW SAFETY KEANAE RD SFTY	86,300			86,300		0.0 %

County of Maui
Statement of Appropriations and Expenditures
Capital Improvement Program by District
Fiscal Year Ending 6/30/2017 - as of 3/31/2018

09	Countywide	Prior Year	Amended	Year	Current	Balance	% of
Index	Activity ** Program *** District	Encumbrance	Budget /	to Date	Encumbrance	Available	Budget
*	**	/ Carryover	Lapses	Expended	03/31/2018	Available	Available
97075	* CW SAFETY IMPROVEMENTS	584,228	0	219,114	365,114	0	0.0 %
378376	CW SIDEWALK IMPROVEMENTS	3,165	(3,165)			-	-
379100	CW SIDEWALK LILOA DR EXT	222,979			222,979		0.0 %
379103	CW SIDEWK CURB RAMPS VAR LOC	91,855		48,384	43,471		0.0 %
379106	CW SIDEWALK PAUWELA RD	1,454	3,165		4,619		0.0 %
97076	* CW SIDEWALK IMPROVEMENTS	319,453	0	48,384	271,069	0	0.0 %
378377	CW TRAFFIC CALMING PRG	196,922	(196,922)			-	-
379122	CW TRAFFIC N SHORE GRNWAY		3,823	3,823			0.0 %
379172	CW TRAFFIC VARIOUS LOCATIONS		189,548	1,294	188,254		0.0 %
97077	* CW TRAFFIC CALMING PROGRAM	196,922	(3,551)	5,117	188,254	0	0.0 %
379510	SAFE ROUTES TO SCH PRG	92,956			15,000	77,956	83.9 %
97099	* State/Fed/PVT FY96 FY06 FY16	92,956	0	0	15,000	77,956	83.9 %
387030	CW SAFETY IMPROVEMENTS	86,523		13,000	73,523		0.0 %
98000	* FY98/08 CIP PROJECTS	86,523	0	13,000	73,523	0	0.0 %
380103	CW BIKEWAY KIHEI GRNWAY PH2			2,908		(2,908)	-
380104	CW BIKEWAY WM GREENWAY PH1				6,811	(6,811)	-
380107	CW BIKEWAY WAIPUILANI BIKEWAY				2,017	(2,017)	-
380110	CW BIKEWAY N SHORE GRNWAY			487		(487)	-
389749	CW BIKEWAY IMPROVEMENTS		97,276			97,276	100.0 %
98049	* CW BIKEWAY IMPROVEMENTS	0	97,276	3,395	8,828	85,053	87.4 %
380111	CW RD RESURF HANSEN RD			1,571	4,000	(5,571)	-
380112	CW RD RESURF BALDWIN AVE			22,875		(22,875)	-
380114	CW RD RESURF KUIKAHI DR			10,020	7,800	(17,820)	-
380118	CW RD RESURF CENTRAL MAUI			2,028	227,899	(229,927)	-
380123	CW RD RESURF ASPHALT CONCRETE				330,000	(330,000)	-
380124	CW RD RESURF KEANAE RD				16,500	(16,500)	-

County of Maui
Statement of Appropriations and Expenditures
Capital Improvement Program by District
Fiscal Year Ending 6/30/2017 - as of 3/31/2018

09	Countywide	Prior Year	Amended	Year	Current	Balance	% of
Index	* Activity ** Program *** District	Encumbrance	Budget /	to Date	Encumbrance	Available	Budget
		/ Carryover	Lapses	Expended	03/31/2018		Available
380125	CW RD RESURF ASPHALT B SEALER				350,000	(350,000)	-
380127	CW RD RESURF HANA HWY			4,159		(4,159)	-
380128	CW RD RESURF CATCHALL			24,969		(24,969)	-
380130	CW RD RESURF MOLOKAI DISTRICT			200		(200)	-
380131	CW RD RESURF LANAI DISTRICT			50		(50)	-
380132	CW RD RESURF SO MAUI DISTRICT			200		(200)	-
380135	CW RD RESURF WELLS/WAKEA RECON			1,017		(1,017)	-
380136	CW RD RESURF KOKOMO RD/MAKAWAO			603		(603)	-
380140	CW RD RESURF UPCOUNTRY DISTRIC				52,800	(52,800)	-
389750	CW RD RESURF/PVMNT PRESRVTN		5,238,541			5,238,541	100.0 %
98050	* CW RD RESURF/PVMNT PRESERVATN	0	5,238,541	67,692	988,999	4,181,850	79.8 %
380100	CW SAFETY HALEAKALA HWY			19,560		(19,560)	-
380102	CW SAFETY KAH FIRE STN SDWLK			882	110,987	(111,869)	-
380105	CW SAFETY PAUWELA RD			1,358	87,764	(89,122)	-
380106	CW SAFETY WAILEA IKA DR			509		(509)	-
380133	CW SAFETY CATCHALL			466		(466)	-
380134	CW SAFETY WAKEA/HINA TRAFFIC			2,145		(2,145)	-
380139	CW SAFETY RD DIET ANALYSIS				87,700	(87,700)	-
380141	CW SAFETY HALIIMAILE RDWAY				6,210	(6,210)	-
389751	CW SAFETY IMPROVEMENTS		500,000			500,000	100.0 %
98051	* CW SAFETY IMPROVEMENTS	0	500,000	24,920	292,661	182,419	36.5 %
907	** Roads	12,878,901	4,786,420	4,068,131	8,930,315	4,666,875	26.4 %
378301	CW LF PV/WIND TURBINE LIGHT	195,000	(30,500)	98,700	65,800		0.0 %
97001	* CW LANDFILL PV/WIND TURBINE	195,000	(30,500)	98,700	65,800	0	0.0 %
378302	ENV'TAL COMP SYS DSGN/CTNS	83,052	(115)	23,479	59,458		0.0 %
97002	* ENV COMPLIANCE SYS DESGN/CONST	83,052	(115)	23,479	59,458	0	0.0 %

County of Maui
Statement of Appropriations and Expenditures
Capital Improvement Program by District
Fiscal Year Ending 6/30/2017 - as of 3/31/2018

09	Countywide Index * Activity ** Program *** District	Prior Year Encumbrance / Carryover	Amended Budget / Lapses	Year to Date Expended	Current Encumbrance 03/31/2018	Balance Available	% of Budget Available
908	** Solid Waste Facilities	278,052	(30,615)	122,179	125,258	0	0.0 %
319012	CW WET WELL REHABILITATION	12,410		3,381	9,029		0.0 %
91051	* CW wet well rehabilitation	12,410	0	3,381	9,029	0	0.0 %
329023	CW WSTWTR SYSTEM MODIFICATION	39,517		15,543	23,974		0.0 %
92060	* CW WW SYSTEM MODIFICATIONS	39,517	0	15,543	23,974	0	0.0 %
331170	CW EPA CONSENT DECREE COMPLIAN	126,395		23,818	102,577		0.0 %
93070	* CW EPA COMPLIANCE PROJECTS	126,395	0	23,818	102,577	0	0.0 %
331171	CW EPA WW RECLAMATION FACILITY	121,718		121,718			0.0 %
93071	* CW EPA WWRF RENOVATION PROJ	121,718	0	121,718	0	0	0.0 %
331172	CW WASTEWATER SYSTEM MODIFICAT	6,110		6,110			0.0 %
93072	* CW WW SYSTEM MODIFICATION	6,110	0	6,110	0	0	0.0 %
345378	CW EPA DECREE COMPLIANCE PRJ	35,640			35,640		0.0 %
94078	* CW EPA CONSENT COMPLIANCE PRJ	35,640	0	0	35,640	0	0.0 %
345380	CW WW SYSTEM MODIFICATIONS	110,038	(23,062)	48,827	38,149		0.0 %
94080	* CW WW SYSTEM MODIFICATIONS	110,038	(23,062)	48,827	38,149	0	0.0 %
356454	CW EPA DCR LAHAINA WWPS#2	108,078		108,078			0.0 %
356497	CW EPA DCR KAA NAPALI WWPS	1,599		1,599			0.0 %
356499	CW EPA DCR PAIA WWPS FM	25,138			25,138		0.0 %
356574	CW EPA DCR COMPLIANCE PRJ	14,959			14,959		0.0 %
95073	* CW EPA CONSENT DECREE COMPLIAN	149,774	0	109,677	40,097	0	0.0 %
356564	CW EPA DECREE WAI-KAH WWRF	55,631		14,984	40,647		0.0 %
356573	CW EPA DECREE -KULANIHAKOI	51,320		49,353	1,967		0.0 %
95074	* CW EPA CONSENT DECREE WWRF REN	106,951	0	64,337	42,614	0	0.0 %

County of Maui
Statement of Appropriations and Expenditures
Capital Improvement Program by District
Fiscal Year Ending 6/30/2017 - as of 3/31/2018


09	Countywide	Prior Year	Amended	Year	Current	Balance	% of
Index	* Activity ** Program *** District	Encumbrance	Budget /	to Date	Encumbrance	Available	Budget
		/ Carryover	Lapses	Expended	03/31/2018		Available
356520	CW WW SYSTEM MOD-KIHEI FM	25,409		25,409			0.0 %
356521	CW WW SYSTEM MOD-WM RECYCLED	97,306		4,775	92,531		0.0 %
356530	CW WW SYSTEM MOD-WWRF SHORELIN	30,427		8,693	21,734		0.0 %
356543	CW WW SYSTEM MOD-WAIEHU	2,059			2,059		0.0 %
356579	CW WW SYSTEM MOD-NAPILI	9,304			9,304		0.0 %
95075	* CW WW SYSTEM MODIFICATIONS	164,505	0	38,877	125,628	0	0.0 %
356542	CW WET WELL MISC PROJECTS	576,717			576,717		0.0 %
95076	* CW WET WELL REHABILITATION	576,717	0	0	576,717	0	0.0 %
368807	CW EPA DECREE KIHEI RECYCLED	35,370		35,370			0.0 %
368824	CW EPA DECREE CATCH ALL	1,650		1,650			0.0 %
96062	* CW EPA CONSENT COMPLIANCE PRJS	37,020	0	37,020	0	0	0.0 %
368817	CW EPA DECREE WWRF RENOVATIONS	205,978		70,677	135,302		0.0 %
368826	CW EPA DECREE HAWAIIAN HOMES	105,556		67,873	37,683		0.0 %
368857	CW EPA DECREE NAPILI WWPS 5&6	426,064		272,341	153,723		0.0 %
368864	CW EPA DECR KIHEI FM#16 REPLCM	73,587		32,322	41,265		0.0 %
368868	CW EPA DECR SHERATON WWPS MODI	197,312		106,949	90,363		0.0 %
368890	CW EPA DECR LAHAINA WWRF ODOR	70,603		65,887	4,717		0.0 %
96063	* CW EPA WWRF RENOVATION PRJS	1,079,100	0	616,049	463,053	0	0.0 %
368887	CW SOIL AQUIFER ENGR SVC	100,000		79,366	20,634		0.0 %
96064	* CW SOIL AQUIFER TRTMNT STUDY	100,000	0	79,366	20,634	0	0.0 %
368825	CW WWSM HAWAIIAN HOMES	22,700		22,700			0.0 %
368828	CW WWSM NAPILI 5&6 FM	19,035			19,035		0.0 %
368833	CW WWSM LAHAINA WWRFM	252,279		252,279			0.0 %
368842	CW WWSM LAHAINA WWPS #3	27,573		12,490	15,084		0.0 %
96065	* CW WW SYSTEM MODIFICATIONS	321,587	0	287,469	34,119	0	0.0 %
378303	CW EPA DECREE COMPLIANCE PRJ	500,000	(500,000)				-

County of Maui
Statement of Appropriations and Expenditures
Capital Improvement Program by District
Fiscal Year Ending 6/30/2017 - as of 3/31/2018


09	Countywide	Prior Year	Amended	Year	Current	Balance	% of
Index	Activity ** Program *** District	Encumbrance	Budget /	to Date	Encumbrance	Available	Budget
		/ Carryover	Lapses	Expended	03/31/2018		Available
379169	CW EPA DECREE LAHAINA #3 WWPS		27,325		27,325		0.0 %
379175	CW EPA DECREE KIHEI FM#16		112,000		112,000		0.0 %
379180	CW EPA DECR LAHAINA WWRF ODOR		25,454	15,103	10,351		0.0 %
379197	CW EPA DECR CENTRAL MAUI		88,586		88,586		0.0 %
379199	CW EPA DECR KAH/WAILUKU		246,636		246,636		0.0 %
97003	* CW EPA COMPLIANCE PROJECTS	500,000	1	15,103	484,898	0	0.0 %
378304	CW EPA DECREE WW RECL RENOV	1,170,219	(1,170,219)				-
379129	CW EPA DECR LAH-KAH WWRF ELECT	150,621	7,714	85,992	72,343		0.0 %
379145	CW EPA DECR KAH AERATION BASIN	172,851	11,979	184,830			0.0 %
379157	CW EPA DECR SCADA SERVER UPGRD		61,620	11,825	49,795		0.0 %
379158	CW EPA DECR LAH WWRF ODOR CTRL		1,367	1,367			0.0 %
379166	CW EPA DECR WWRF VARIOUS LOC		229,925	149,267	80,658		0.0 %
379300	CW EPA DECR WWRF WAI/KAHULUI		857,614		857,614		0.0 %
97004	* CW EPA CONSENT DCR WWRFRP	1,493,691	0	433,281	1,060,410	0	0.0 %
378305	CW SATELLITE RECYCLED WTR FAC	11,741	(11,741)				-
379143	CW SATELLITE PRELIM ENGR REPOR	188,259		68,747	119,512		0.0 %
97005	* CW SATELLITE RECYCLED WTR FAC	200,000	(11,741)	68,747	119,512	0	0.0 %
378306	CW WW SYSTEM MODIFICATIONS	112,496	(112,496)				-
379101	CC WW SYSTEM KIHEI RECYCLED WT	152,298		36,033	116,265		0.0 %
379108	CW WW SYSTEM MODI HI'AN HOMES	143,000		143,000			0.0 %
379109	CW WW SYSTEM MODI LAH WWRF ODO	9,417		9,417			0.0 %
379116	CW WW SYSTEM MODI CATCHALL		6,255	6,255			0.0 %
379126	CW WW SYSTEM NAPILI 3 FM	28,712			28,712		0.0 %
379127	CW WW SYSTEM NAPILI 4 FM	26,878			26,878		0.0 %
379130	CW WW SYSTEM KENOLIO RD & KOKI	9,200			9,200		0.0 %
379153	CW WW SYSTEM KAA NAPALI WWPS		43,310	43,310			0.0 %
379176	CW WW SYSTEM LAHAINA WWRF ST1A		10,792	8,500	2,292		0.0 %
379198	CW WW SYSTEM SHERATON WWPS		15,507		15,507		0.0 %

County of Maui
Statement of Appropriations and Expenditures
Capital Improvement Program by District
Fiscal Year Ending 6/30/2017 - as of 3/31/2018

09	Countywide	Prior Year	Amended	Year	Current	Balance	% of
Index	Activity ** Program *** District	Encumbrance	Budget /	to Date	Encumbrance	Available	Budget
*	**	/	Lapses	Expended	03/31/2018	Available	Available
97006	* CW WASTEWATER SYSTEM MODIFICAT	482,001	(36,632)	246,515	198,854	0	0.0 %
378307	CW WWRF CHLORINATN SYS UPGRD	2,000,000	(2,000,000)				-
379171	CW WWRF RENOVATION PRJS		393,901	183,457	210,444		0.0 %
379301	CW WWRF LAHAINA CHLORINATION		540,310		540,310		0.0 %
379302	CW WWRF WAILUKU/KAHULUI		59,549		59,549		0.0 %
97007	* CW WWRF CHLORINATION SYS UPGRD	2,000,000	(1,006,240)	183,457	810,303	0	0.0 %
380117	CW EPA COMPL CENTRAL MAUI				500,000	(500,000)	-
389701	CW EPA COMPLIANCE PRJ		500,000			500,000	100.0 %
98001	* CW EPA COMPLIANCE PROJECTS	0	500,000	0	500,000	0	0.0 %
380121	CW EPA COMPL WAI/KAHULUI				325,000	(325,000)	-
389702	CW EPA COMPLIANCE WWRF		2,000,000			2,000,000	100.0 %
98002	* CW EPA COMPLIANCE WWRF RENOVAT	0	2,000,000	0	325,000	1,675,000	83.8 %
380108	CW WWSM KIHEI RECYCLED WTR				159,623	(159,623)	-
380115	CW WWSM LAHAINA WWRF ODOR CTRL				2,773	(2,773)	-
380116	CW WWSM CENTRAL MAUI				950	(950)	-
380119	CW WWSM SHERATON WWPS				414,580	(414,580)	-
380122	CW WWSM WAILUKU/KAHULUI				307,750	(307,750)	-
380126	CW WWSM LAHAINA WWPS #2 MODI			96,633		(96,633)	-
380129	CW WWSM KULANIHAKOI ST				4,418	(4,418)	-
389703	CW WW SYSTEM MODIFICATIONS		1,000,000			1,000,000	100.0 %
98003	* CW WW SYSTEM MODIFICATIONS	0	1,000,000	96,633	890,094	13,273	1.3 %
909	** Wastewater Facilities	7,663,174	2,422,326	2,495,928	5,901,302	1,688,273	16.7 %
District ***	Countywide	49,245,208	20,193,316	15,670,994	35,293,911	18,473,620	26.6 %
	Grand Total	231,842,042	98,098,234	77,012,375	165,939,532	86,988,373	26.4 %



V. Appendix



GLOSSARY

Activity

An activity is a program or part of a program. Each activity has a budget amount in the operating budget or Capital Improvement Program.

Appropriation

Money authorized to spend for a specific use.

Bonds - General Obligation

A funding tool that is a written promise to pay a specific sum plus interest in the future, used to fund capital improvement projects. A General Obligation bond is secured by the County's General Fund.

Capital Improvement Program (CIP)

Capital projects are long-lived expenditures related to construction, expansion or major repair of infrastructure. An appropriation for a capital improvement lapses six months after the close of the fiscal year. There are eight programs: Drainage, Flood Control, Government Facilities, Parks and

Recreation, Economic Development / Planning, Roads, Solid Waste Facilities and Wastewater Facilities.

Carryover Savings (Fund Balance)

Unappropriated revenue and unencumbered balances of any appropriations in a fund at the end of the fiscal year. For budget purposes this is an estimated amount.

Character

Revenue is grouped by object and character. The character (Char) is a major group such as Taxes, or Licenses and Permits.

Countywide Costs

Countywide costs include costs such as insurance, debt payments, inter-departmental transfers and employee benefits.

Debt Service

The interest and principal payments on bond issues used to finance certain capital improvement projects and loans.

Encumbrance

A commitment of funds to an expenditure at a future date as a result of a purchase order, contract or other funding commitment. An estimated amount of expenditures. The funds may not be used for any other purpose.

Expenditure

An outlay of funds. A payment for goods or services rendered.

Fiscal Year

The County fiscal year runs from July 1 to June 30 of the following year. The operating budget is based on this time frame.

Fund

A separate accounting entity with revenues and expenditures for carrying on specific activities. The largest fund is the General Fund. The Wastewater Fund, the Highway Fund and the Solidwaste Fund are other examples. Also see **FUND DESCRIPTIONS**.

GLOSSARY

Grants / Grant Revenue

A grant is a financial contribution by the County or a State, Federal or private organization to support a particular function. The County receives as well as distributes grants. Grant funds are legally restricted to expenditures for specific purposes and provide a cost sharing alternative for programs and projects. Grant revenue was referred to as "Special Revenue" in previous years' budgets.

Interfund / Interdepartmental Transfers

These are governmental accounting transfers of revenue between funds. These transfers include overhead, fringe benefits and debt service charges as well as supplemental transfers from the General Fund for special fund operations and CIP.

Lapsed Bond Proceeds

These are funds from Bond Authorizations that are

disencumbered within the 18 month capital project cycle . Lapsed funds must be re-appropriated prior to expenditure.

Object

Revenue is grouped by object and character. An object is a smaller group such as General Property Taxes, Business Licenses and Permits, or Interest Income.

Operating Budget

Expenditures for all departments' salaries and wages, operations and equipment.

Program

An activity or service or group of activities or services and the resources to carry them out, that are intended to achieve specific objectives. Each county department is responsible for at least one program. Some programs are funded by the Operating Budget and some by Grant Revenue.

Revenue

Receipts received from various sources including real property tax, the transient accommodations tax, fuel tax and sewer/cesspool user fees.

Special Assessment

A charge made against certain properties to help pay for all or part of the cost of a specific capital improvement project. Also park land or a monetary assessment fee received from new developments.

Transient Accommodations Tax

Also known as hotel room tax. The County of Maui receives 22.8% of the total amount collected by the State, after 6% of the Statewide collections are withheld for administrative expense. The current TAT rate in Hawaii is 10.25%.

FUND DESCRIPTIONS

The budget is organized into funds. A fund is a separate accounting entity with revenues and expenditures for carrying on specific activities. Each fund is a set of self-balancing accounts.

Following is a list of all funds that are subject to appropriation in the Maui County budget.

General Fund

This is the largest of the County's funds. It accounts for all financial resources which are not required to be in another fund. Services within the General Fund include police and fire protection, parks and recreation (except golf), general administrative services, social concerns, planning and other activity for which a special fund has not been created.

Liquor Control Fund

It receives revenue from all liquor license fees. Fund revenues are expended for the operation and administration of the Liquor Control Commission, Liquor Control Adjudication Board, and the Department of Liquor Control.

Highway Fund

This fund was created for the deposit of fuel taxes, public utility franchise taxes and motor vehicle weight taxes. These revenues are expended for acquisition, design, construction, Improvement, repair and maintenance

of County highways, streets, street lights, storm drains and bridges.

Wastewater Fund

It was established to receive all revenue derived from monthly sewer charges, assessments and service charges for pumping of cesspools, septic tanks, etc.. Revenue is expended for the repair, operation and maintenance of the wastewater facilities and sewer systems, including debt service.

Bikeway Fund

This fund was established to collect revenue from bicycle licenses. It is expended for bikeway construction and maintenance.

Solid waste Fund

All refuse collection fees and landfill disposal charges are deposited here. The fund is used for the operation of the County's collection and disposal programs and for diversion programs such as resource recovery and recycling.

Grant Funds

A grant is a financial contribution by the County or a State, Federal or private organization to support a particular function. The County receives as well as distributes grants. Grant funds are legally restricted to expenditures for specific purposes and provide a cost sharing alternative for programs and projects. Grant revenue

was referred to as "Special Revenue" in previous years' budgets. The funds are aggressively pursued to relieve the reliance on County funds and to encourage participation of other government agencies.

Debt Service Fund

Debt service of bonds and loans is accounted for in this fund. The transfer to this fund is included in the Operations by Budget Item report.

Golf Fund


This fund was established to account for the proceeds of playing fees and for fees from golf course concessions (restaurant and pro shop). This revenue is expended for the operation, maintenance and capital improvements of the Waiehu Golf Course.

Capital Projects Fund

It is used to account for general obligation bonds that are issued for capital improvement projects.

Utility Enterprise Fund

The Department of Water Supply uses this. The receipts and disbursements are reported by the revenue categories and program appropriations in the budget ordinance.



COUNTY OF MAUI
CAPITAL IMPROVEMENT PROJECTS REPORT

AS OF MARCH 31, 2018

AYYY-NNN-XXXXXX


AA - Source of Funding (see descriptions below)
 YY - Project Year (Budgeted Year)

NNN - IFAS Sub-fund

XXXXXX – Index Code (Appropriation #)

AA-Source of Funding Descriptions:

GF -	General Fund
GF/LN -	General Fund Loan
HY -	Highway Fund
BY -	Bikeway Fund
LC-	Liquor Control Fund
WM -	Wastewater Fund
SW -	Solid Waste Fund
GOLF -	Golf Fund
PA -	Parks Assessment Fund
SA -	Sewer Assessment Fund
GO -	Bond Issued
GOLAPS -	Lapsed Bond
FF -	Federal Funds
SH -	State Funds
ARRA -	ARRA Federal Funds
SH/LN -	State Revolving Fund
USDA -	USDA Loan
DOT -	State Dept of Transportation
PV -	Private Funds



County of Maui
Capital Improvement Projects Report (Excluding Department of Water Supply)
As of 3/31/2018

13-901 DRAINAGE	Original Appropriation	Alloted To Date	Expenditure Prior Years	Expenditure Current Year	Amount Lapsed	Encumbrance	Allotment Balance
Hana Community Plan Area							
HANA HWY LANDSLIDE REPAIRS							
GO17-373-389252: Lapse 12/31/18 CBS-4624	1,150,000.00	50.00		50.00			
WAIOPAI BRIDGE REPAIRS							
GO17-373-389253: Lapse 12/31/18 CBS-4598	1,500,000.00	11,552.64				69.64	11,483.00
	2,650,000.00	11,602.64	0.00	50.00	0.00	69.64	11,483.00
Makawao-Pukalani-Kula Community Plan Area							
DITCH IMPRV WAIPOLI RD							
GO17-373-378287: Lapse 12/31/17 CBS-3187	800,000.00	800,000.00				800,000.00	
GO17-373-389257: Lapse 12/31/18 CBS-3187	800,000.00	798,089.01				798,089.01	
HIOLANI ST DRAINAGE IMPRV							
GO17-373-389258: Lapse 12/31/18 CBS-3188	900,000.00						
	2,500,000.00	1,598,089.01	0.00	0.00	0.00	1,598,089.01	0.00
Wailuku-Kahului Community Plan Area							
WAIIEHU DRAINLINE REPAIRS							
GO17-373-389263: Lapse 12/31/18 ORD#4798	1,530,000.00	1,530,000.00					1,530,000.00
IAO STREAM IMPROVEMENTS							
GO08-367-371200: Lapse 12/31/07	500,000.00	258,100.00	110,463.36			147,636.64	()
KAHULUI DRAINLINE REPAIRS							
GO17-373-389262: Lapse 12/31/18 ORD#4791	2,200,000.00	200.00		200.00			
PAPA AVE DRAINAGE IMPRV							
GO17-373-378295: Lapse 12/31/17 CBS-1951	400,000.00	400,000.00	50.00			399,950.00	
C MAUI DRAINLINE REPAIRS							
GF17-301-378396: Lapse 12/31/17 CBS-3189	850,000.00	850,000.00	285,001.62		35,833.55	529,164.83	
GO17-373-389261: Lapse 12/31/18 CBS-3189	700,000.00	533,387.93		663.75			532,724.18
TEST/INSPECT EXIST INJ WELLS							
GF17-301-378397: Lapse 12/31/17 CBS-3193	300,000.00	300,000.00		181,832.16	37,501.65	80,666.19	
WAKEA/NIIHAU ST DRAINAGE IMPRV							
HY17-302-378398: Lapse 12/31/17 CBS-3192	450,000.00	450,000.00	4,328.25	671.75		445,000.00	
	6,930,000.00	4,321,687.93	399,843.23	183,367.66	73,335.20	1,602,417.66	2,062,724.18
Kihei-Makena Community Plan Area							
S KIHEI RD CULVERT REPLCMNT							
GO17-373-378218: Lapse 12/31/17 ORD#4414	2,100,000.00	2,095,301.76	31,780.09	1,918,545.25		144,976.42	
HAUOLI ST DRAINAGE IMPRV MNT							
GO14-371-331244: Lapse 12/31/13 CBS-1022	2,500,000.00	1,970,022.48	1,941,547.66		684.84	27,789.98	
SOUTH MAUI DRAINLINE REPAIRS							
GO17-373-389264: Lapse 12/31/18 ORD#4824	450,000.00						
	5,050,000.00	4,065,324.24	1,973,327.75	1,918,545.25	684.84	172,766.40	0.00
West Maui Community Plan Area							

County of Maui
Capital Improvement Projects Report (Excluding Department of Water Supply)
As of 3/31/2018

13-901 Drainage	Original Appropriation	Alloted To Date	Expenditure Prior Years	Expenditure Current Year	Amount Lapsed	Encumbrance	Allotment Balance
LAHAINA WATERSHED PROJ DIVERSI DOT11-325-317506: #STP-STP-0900(0 77)		1,979,367.00	1,911,855.55				67,511.45
LAH WATERSHED PROJ DIV PH 3A DOT13-325-337506: #STP-STP-0900(0 83)		2,282,912.50	1,459,170.86			421,588.16	402,153.48
LAH WATERSHED EIS USDA NRCS FF02-321-382501: 6592 7780	129,170.00	116,243.94	108,087.50				8,156.44
GO14-371-321213: Lapse 12/31/12	2,563,498.08	361,349.00	140,038.12	16,730.13		204,580.75	()
GO14-371-331247: Lapse 12/31/13	1,100,000.00	1,100,000.00	1,005,097.66		84,969.51	9,932.83	
GO17-373-345276: Lapse 12/31/14 ORD#4095	677,698.55	6,992.95	6,936.82			56.13	
GO17-373-356216: Lapse 12/31/15 ORD#4095	997,900.00	216,315.36				216,315.36	
GO17-373-367245: Lapse 12/31/16 CBS-1026	2,000,000.00	2,000,000.00	15,000.00			1,985,000.00	
NAPILI 4/5 CULVERT GO17-373-356229: Lapse 12/31/15 CBS-2315	226,965.00	226,965.00	181,269.00	45,696.00			
	7,695,231.63	8,290,145.75	4,827,455.51	62,426.13	84,969.51	2,837,473.23	477,821.37
Molokai Community Plan Area							
KAUNAKAKAI DRAINAGE SYS B GO17-373-367246: Lapse 12/31/16 CBS-2775	400,000.00	393,497.00	205,043.13	150,333.17		38,120.70	
GO17-373-378290: Lapse 12/31/17 CBS-2775	200,000.00	199,356.00				199,356.00	
	600,000.00	592,853.00	205,043.13	150,333.17	0.00	237,476.70	0.00
Countywide							
CW DRAINAGE IMPROVEMENTS GO14-371-321203: Lapse 12/31/12 CBS-1027	1,211,279.78	1,211,279.78	731,566.11	124,544.70	149,390.20	205,778.77	
GO14-371-331249: Lapse 12/31/13 CBS-1027	1,300,000.00	1,288,837.57	1,094,230.25	36,225.41	21,516.35	136,865.56	
GF14-301-345319: Lapse 12/31/14 CBS-1027	1,350,000.00	1,350,000.00	1,189,197.15		7,852.50	152,950.35	
GO17-373-356C66: Lapse 12/31/15 CBS-1027	881,463.32	870,533.48	836,033.70	20,090.00		14,409.78	
GO17-373-367C48: Lapse 12/31/16 CBS-1027	1,500,000.00	1,453,658.06	854,625.74	235,278.72		363,753.60	
GF17-301-378C69: Lapse 12/31/17 CBS-1027	1,000,000.00	1,000,000.00	145,623.75	131,078.30	24,308.18	698,989.77	
GO17-373-389C47: Lapse 12/31/18 CBS-1027	1,000,000.00	203,427.52		42,409.01		153,273.50	7,745.01
PAPA AVE DRAINAGE IMPROVEMENTS GF14-301-345389: Lapse 12/31/14 CBS-1951	250,000.00	250,000.00	26,618.59		195,833.68	27,547.73	
	8,492,743.10	7,627,736.41	4,877,895.29	589,626.14	398,900.91	1,753,569.06	7,745.01
TOTAL Drainage	33,917,974.73	26,507,438.98	12,283,564.91	2,904,348.35	557,890.46	8,201,861.70	2,559,773.56

County of Maui
Capital Improvement Projects Report (Excluding Department of Water Supply)
As of 3/31/2018

13-902 Other Projects	Original Appropriation	Alloted To Date	Expenditure Prior Years	Expenditure Current Year	Amount Lapsed	Encumbrance	Allotment Balance
Makawao-Pukalani-Kula Community Plan Area							
KULA AGRICULTURAL PARK EXT GO17-373-389227: Lapse 12/31/18 CBS-4621	1,100,000.00						
Wailuku-Kahului Community Plan Area							
WAILUKU UNION CHCH/ADDL PARK GF14-301-345312: Lapse 12/31/14 CBS-1928	100,000.00	100,000.00	22,929.25		76,437.65	633.10	
West Maui Community Plan Area							
STATE OF HAWAII DOH GRANT SH17-323-379517: C6-9993921 3	108,000.00	108,000.00		49,795.00			58,205.00
Countywide							
PUBLIC SAFETY RADIO SYS REPLC GO17-373-345290: Lapse 12/31/14 ORD#4095	1,582,986.56	1,425,818.56	1,081,243.51	10,069.65		334,505.40	
GOLAPS-350-356460: Lapse 12/31/15 CBS-1009	1,210,000.00	1,210,000.00	210,981.31		765,956.04	233,062.65	
GO17-373-389C25: Lapse 12/31/18 CBS-1009	600,000.00	599,999.40				599,999.40	
WM VACUUM ST SWEEPER GO17-373-378226: Lapse 12/31/17 PROVISO	310,000.00	278,987.85		278,987.85			
BRIDGE INSPECTN & EVALUATION HY17-302-378371: Lapse 12/31/17 CBS-3177	80,000.00	80,000.00		80,000.00			
CW EQUIPMENT GO17-373-389C21: Lapse 12/31/18 CBS-1218	2,700,000.00	1,660,960.63				1,660,960.63	
REFUSE TRUCK/LOADER/COMPACTOR GO17-373-378227: Lapse 12/31/17 PROVISO	2,880,000.00	2,879,926.35	832,737.94	2,038,888.41		8,300.00	
BUS STOPS & SHELTERS GO17-373-367250: Lapse 12/31/16 CBS-1039	800,000.00	639,003.16	400,969.54	194,110.62			43,923.00
GO17-373-378210: Lapse 12/31/17 CBS-1039	500,000.00	280,995.00	38,940.00	11,370.00		230,685.00	
	10,662,986.56	9,055,690.95	2,564,872.30	2,613,426.53	765,956.04	3,067,513.08	43,923.00
TOTAL Other Projects	11,970,986.56	9,263,690.95	2,587,801.55	2,663,221.53	842,393.69	3,068,146.18	102,128.00

County of Maui
Capital Improvement Projects Report (Excluding Department of Water Supply)
As of 3/31/2018

13-903 Government Facilities	Original Appropriation	Alloted To Date	Expenditure Prior Years	Expenditure Current Year	Amount Lapsed	Encumbrance	Allotment Balance
Hana Community Plan Area							
NAHIKU COMMUNITY CENTER							
GO12-370-324200: Lapse 12/31/12	250,000.00	250,000.00	103,072.89		32,806.04	114,121.07	
GO17-373-367298: Lapse 12/31/16 ORD#4316	1,950,000.00	191,340.00	95,167.50	47,128.50		49,044.00	
HANA CIVIC CENTER							
GF17-301-378337: Lapse 12/31/17 CBS-3236	50,000.00	50,000.00			200.00	49,800.00	
	2,250,000.00	491,340.00	198,240.39	47,128.50	33,006.04	212,965.07	0.00
Paia-Haiku Community Plan Area							
HAIKU FIRE STATION							
GF08-301-383010: Lapse 12/31/08	500,000.00	500,000.00	458,015.20			41,984.80	
GO10-368-393201: Lapse 12/31/09	600,000.00	600,000.00	470,023.31			129,976.69	
KAUNOA F/O EXPANSION/RE							
GF15-301-356403: Lapse 12/31/15 CBS-2317	120,000.00	120,000.00	10,276.94	108,281.32	1,441.74		()
	1,220,000.00	1,220,000.00	938,315.45	108,281.32	1,441.74	171,961.49	(0.00)
Wailuku-Kahului Community Plan Area							
COUNTY SERVICE CENTER							
GO17-373-356293: Lapse 12/31/15 ORD#4187	1,632,976.00	1,632,809.00	1,068,900.40	556,429.13		7,479.47	
GO17-373-378269: Lapse 12/31/17 ORD#4427	160,000.00	160,000.00				160,000.00	
WAILUKU REDEV'T MUNI PRKG LOT							
GF16-301-367104: Lapse 12/31/16 CBS-2789	7,460,304.00	7,460,304.00	837,356.88	2,770,844.33	2,856,082.90	996,019.89	
GF17-301-378366: Lapse 12/31/17 CBS-2789	3,380,447.00	3,380,447.00		72,949.29	382,706.11	2,924,791.60	
GF18-301-389744: Lapse 12/31/18 CBS-2789	4,300,000.00	4,300,000.00		37,797.58			4,262,202.42
KALANA O MAUI ELECTRICAL							
GO17-373-367240: Lapse 12/31/16 CBS-1925	1,200,000.00	704,794.75		380,009.32		324,785.43	
KALANA O MAUI LEAK REPAIRS							
GF17-301-378399: Lapse 12/31/17 CBS-3190	500,000.00	500,000.00	135,471.00	74,058.40		290,470.60	
AIR CONDITION CHILLER REPLCT							
GF14-301-345308: Lapse 12/31/14 CBS-1025	100,000.00	100,000.00	79,775.00		1,959.00	18,266.00	
2154 KAOHU ST BLDG IMPRVMNTS							
GF17-301-378405: Lapse 12/31/17 CBS-4391	50,000.00	50,000.00		32,701.19	16,455.15	843.66	
NEW COUNTY SERVICE CENTER							
GO17-373-389226: Lapse 12/31/18 CBS-2324	25,000,000.00						
	43,783,727.00	18,288,354.75	2,121,503.28	3,924,789.24	3,257,203.16	4,722,656.65	4,262,202.42
Kihei-Makena Community Plan Area							
KIHEI POLICE STATION							
GO14-371-331253: Lapse 12/31/13 ORD#4021	3,250,000.00	3,225,277.04	3,197,402.51	27,874.00	.53		
West Maui Community Plan Area							
LAHAINA REFUSE OFFICE							
GO17-373-378219: Lapse 12/31/17 CBS-3174	250,000.00	240,498.00		240,498.00			

County of Maui
Capital Improvement Projects Report (Excluding Department of Water Supply)
As of 3/31/2018

13-903 Government Facilities	Original Appropriation	Alloted To Date	Expenditure Prior Years	Expenditure Current Year	Amount Lapsed	Encumbrance	Allotment Balance
Lanai Community Plan Area							
LANAI BASEYARD IMPRV							
GO17-373-378286: Lapse 12/31/17 CBS-3239	300,000.00	172,182.00	18,650.00	87,735.71		65,796.29	
LANAI FIRE STN IMPROVEMENTS							
GF18-301-389723: Lapse 12/31/18 CBS-1005	110,000.00	110,000.00					110,000.00
	410,000.00	282,182.00	18,650.00	87,735.71	0.00	65,796.29	110,000.00
Molokai Community Plan Area							
MOLOKAI BASEYARD DESIGN&C							
GOLAPS-350-356459: Lapse 12/31/15 CBS-1211	3,500,000.00	3,500,000.00	288,679.92		3,086,848.00	124,472.08	
GO17-373-378291: Lapse 12/31/17 CBS-1211	4,533,000.00	4,533,000.00		89,676.00		4,443,324.00	
GOLAPS-350-378392: Lapse 12/31/17 CBS-1211	3,703,000.00	3,703,000.00		35,784.77	815.23	3,666,400.00	
PUKOO FIRE STN RELOCATION							
GF18-301-389724: Lapse 12/31/18 CBS-4617	35,000.00	35,000.00					35,000.00
	11,771,000.00	11,771,000.00	288,679.92	125,460.77	3,087,663.23	8,234,196.08	35,000.00
Countywide							
ACQ 2103 WELLS ST BLDG							
GO17-373-389246: Lapse 12/31/18 CBS-4623	1,600,000.00						
CW FIRE FACILITIES							
GF09-301-393016: Lapse 12/31/09	150,000.00	150,000.00	36,570.60		83,916.50	29,512.90	
GF10-301-303191: Lapse 12/31/10	300,000.00	300,000.00	275,876.39		22,373.61	1,750.00	
GO10-368-313205: Lapse 12/31/11	150,000.00	150,000.00	111,925.00			38,075.00	
GF12-301-323021: Lapse 12/31/12	150,000.00	150,000.00	137,716.54		8,325.16	3,958.30	
GF14-301-345321: Lapse 12/31/14 CBS-1003	300,000.00	300,000.00	288,276.46	11,458.26	265.28		
GF18-301-389C22: Lapse 12/31/18 CBS-1003	150,000.00	150,000.00					150,000.00
CW FACILITY BLDG IMPROVEMENTS							
GF13-301-331115: Lapse 12/31/13 CBS-1032	350,000.00	350,000.00	283,481.46		61,854.04	4,664.50	
GF14-301-345320: Lapse 12/31/14 CBS-1032	500,000.00	500,000.00	467,825.42		19,597.99	12,576.59	
GF15-301-356C21: Lapse 12/31/15 CBS-1032	600,000.00	600,000.00	412,287.89	10,000.00	45,407.11	132,305.00	
GO17-373-367C49: Lapse 12/31/16 CBS-1032	750,000.00	369,120.34	78,459.41	54,968.42		235,692.51	
GF17-301-378C70: Lapse 12/31/17 CBS-1032	350,000.00	350,000.00	101,898.66	9,456.00	400.56	238,244.78	
GF18-301-389C48: Lapse 12/31/18 CBS-1032	500,000.00	500,000.00		6,440.35		133,315.20	360,244.45
CW POLICE FACILITIES							
GF13-301-331117: Lapse 12/31/13 CBS-1010	300,000.00	300,000.00	276,246.51			23,753.49	
GF16-301-367C15: Lapse 12/31/16 CBS-1010	150,000.00	150,000.00	75,559.53		74,440.47		
GF17-301-378C67: Lapse 12/31/17 CBS-1010	940,000.00	940,000.00	149,034.00	36,937.00	1,582.75	752,446.25	
GF18-301-389C45: Lapse 12/31/18 CBS-1010	425,000.00	425,000.00					425,000.00
KALANA O MAUI CAMPUS EXP DESIG							
GO17-373-345264: Lapse 12/31/14 CBS-1980	500,761.47	500,732.47	188,526.33			312,206.14	
CW DMVL SATELLITE OFF UPGRD							
GF17-301-378C26: Lapse 12/31/17 CBS-3210	137,200.00	137,200.00	57,919.93	65,056.55	3,983.51	10,240.01	()
CW FUEL TANK REPLACEMENTS							
GF16-301-367C14: Lapse 12/31/16 CBS-1096	100,000.00	100,000.00		18,500.00	20,500.00	61,000.00	

County of Maui
Capital Improvement Projects Report (Excluding Department of Water Supply)
As of 3/31/2018

<u>13-903 Government Facilities</u>	Original Appropriation	Alloted To Date	Expenditure Prior Years	Expenditure Current Year	Amount Lapsed	Encumbrance	Allotment Balance
	8,402,961.47	6,422,052.81	2,941,604.13	212,816.58	342,646.98	1,989,740.67	935,244.45
TOTAL Government Facilities	71,337,688.47	41,940,704.60	9,704,395.68	4,774,584.12	6,721,961.68	15,397,316.25	5,342,446.87

County of Maui
Capital Improvement Projects Report (Excluding Department of Water Supply)
As of 3/31/2018

13-904 Parks and Recreation	Original Appropriation	Alloted To Date	Expenditure Prior Years	Expenditure Current Year	Amount Lapsed	Encumbrance	Allotment Balance
Hana Community Plan Area							
PA'ANI MAI PARK IMPROVM							
GF15-301-356402: Lapse 12/31/15 CBS-2328	300,000.00	300,000.00	163,599.50		29,840.00	106,560.50	
NAHIKU COMMUNITY CENTER							
GF13-301-331101: Lapse 12/31/13 CBS-1193	280,000.00	280,000.00	734.50			279,265.50	
GF14-301-345302: Lapse 12/31/14 CBS-1193	600,000.00	600,000.00			124,213.57	475,786.43	
HELENE HALL IMPROVEMENTS							
GO17-373-378239: Lapse 12/31/17 CBS-1971	50,000.00	50,000.00		11,553.33		38,446.67	
GO17-373-389230: Lapse 12/31/18 CBS-1971	600,000.00	85,387.12		398.75		84,988.37	
HANA-KEANAE-KAILUA PARKS							
GF15-301-356401: Lapse 12/31/15 CBS-2350	165,000.00	165,000.00	153,459.92	11,150.00	390.08		
GF16-301-367101: Lapse 12/31/16 CBS-2350	446,250.00	446,250.00	336,674.08	68,290.38		41,285.54	
GF17-301-378338: Lapse 12/31/17 CBS-2350	250,000.00	250,000.00	75,276.62		398.75	174,324.63	
GF18-301-389731: Lapse 12/31/18 CBS-2350	55,000.00	55,000.00		3,466.50		50,109.51	1,423.99
	2,746,250.00	2,231,637.12	729,744.62	94,858.96	154,842.40	1,250,767.15	1,423.99
Paia-Haiku Community Plan Area							
PAIA-HAIKU PARKS SYSTEM							
GF16-301-367102: Lapse 12/31/16 CBS-2348	450,000.00	450,000.00	373,231.35	76,751.84	16.81		
GO17-373-378254: Lapse 12/31/17 CBS-2348	400,000.00	110,543.00				110,543.00	
GF17-301-378353: Lapse 12/31/17 CBS-2348	320,000.00	320,000.00	107,539.69	180,670.67		31,789.64	
GO17-373-389238: Lapse 12/31/18 CBS-2348	765,000.00	62,118.94		19,564.36		42,554.58	
PA18-309-389438: Lapse 12/31/18 CBS-2348	135,000.00	135,000.00					135,000.00
GF18-301-389738: Lapse 12/31/18 CBS-2348	50,000.00	50,000.00					50,000.00
	2,120,000.00	1,127,661.94	480,771.04	276,986.87	16.81	184,887.22	185,000.00
Makawao-Pukalani-Kula Community Plan Area							
MAKAWAO-HAIKU-PAIA PARKS							
GF15-301-356405: Lapse 12/31/15 CBS-2348	325,000.00	325,000.00	303,903.00	9,370.00		11,727.00	
PUK-KULA-ULUPALAKUA PARKS							
GF15-301-356406: Lapse 12/31/15 CBS-2349	245,000.00	245,000.00	180,113.86		800.00	64,086.14	()
UPCOUNTRY SKATE PARK							
GF15-301-356407: Lapse 12/31/15 CBS-2331	75,000.00	75,000.00	63,302.33			11,697.67	
MAK-PUK-KULA ULU PARKS							
GF16-301-367103: Lapse 12/31/16 CBS-2349	435,000.00	435,000.00	310,728.23	22,715.00	5,972.48	95,584.29	
GF17-301-378347: Lapse 12/31/17 CBS-2349	350,000.00	350,000.00		52,757.17	53,291.50	243,951.33	
GO17-373-389235: Lapse 12/31/18 CBS-2349	310,000.00	59,473.00				59,473.00	
GF18-301-389735: Lapse 12/31/18 CBS-2349	1,250,000.00	1,250,000.00				10,800.00	1,239,200.00
UPCOUNTRY SKATE PARK							
GO17-373-378248: Lapse 12/31/17 CBS-3208	1,100,000.00	1,100,000.00				1,100,000.00	
PA17-309-378350: Lapse 12/31/17 CBS-3208	100,000.00	100,000.00				100,000.00	
GO17-373-389236: Lapse 12/31/18 CBS-3208	200,000.00	200,000.00				200,000.00	
WAIAKOA GYM IMPRVMNTS							
GO17-373-378249: Lapse 12/31/17 CBS-2329	75,000.00	74,725.00	33,764.00	7,880.00		33,081.00	

County of Maui
Capital Improvement Projects Report (Excluding Department of Water Supply)
As of 3/31/2018

13-904 Parks and Recreation	Original Appropriation	Alloted To Date	Expenditure Prior Years	Expenditure Current Year	Amount Lapsed	Encumbrance	Allotment Balance
	4,465,000.00	4,214,198.00	891,811.42	92,722.17	60,063.98	1,930,400.43	1,239,200.00
Wailuku-Kahului Community Plan Area							
WAIEHU GC STARTER BOOTH/RESTO							
GO17-373-378257: Lapse 12/31/17 CBS-1202	500,000.00	494,800.00		31,270.00		463,530.00	
NEW KAHULUI COM'TY CTR							
GF18-301-389742: Lapse 12/31/18 CBS-4628	250,000.00	250,000.00					250,000.00
CENTRAL MAUI PARKS SYSTEM							
GF16-301-367105: Lapse 12/31/16 CBS-2351	600,000.00	600,000.00	346,262.00	183,514.00	2,000.00	68,224.00	
GO17-373-378256: Lapse 12/31/17 CBS-2351	461,000.00	402,778.63		38,541.43		364,237.20	
GF17-301-378355: Lapse 12/31/17 CBS-2351	539,000.00	539,000.00	52,852.42	192,400.68	4,293.96	289,452.94	()
GF18-301-389740: Lapse 12/31/18 CBS-2351	1,000,000.00	1,000,000.00				132,259.00	867,741.00
WAILUKU GYM IMPROVEMENTS							
GF15-301-356412: Lapse 12/31/15 CBS-1120	275,000.00	275,000.00	53,549.32	9,479.20	211,971.48		
WAR MEMORIAL GYM BLDG IMPRV							
GO17-373-389239: Lapse 12/31/18 CBS-4616	1,400,000.00						
GF18-301-389739: Lapse 12/31/18 CBS-4616	350,000.00	350,000.00		44,483.20		26,666.80	278,850.00
WAIEHU GC WWTR IMPR							
GO17-373-378258: Lapse 12/31/17 CBS-3231	50,000.00	49,600.00	2,000.00	14,500.00		33,100.00	
WAIKAPU CC EXPANSION							
GO17-373-378260: Lapse 12/31/17 CBS-3214	1,000,000.00	17,869.00				17,869.00	
WAILUKU POOL IMPRVMNTS							
GO17-373-378261: Lapse 12/31/17 CBS-3224	50,000.00	49,235.39	24,248.54	21,469.71		3,517.14	
WM COMPLEX PAVING IMPROVEMENTS							
GF14-301-345311: Lapse 12/31/14 CBS-1209	400,000.00	400,000.00	375,483.47		84.58	24,431.95	
GO17-373-378262: Lapse 12/31/17 CBS-1209	100,000.00	99,960.00	27,438.00	17,590.00		54,932.00	
WAIKAPU COM'TY CTR EXPANSION							
GO17-373-389268: Lapse 12/31/18 CBS-3214	1,500,000.00						
KANAHA BEACH PRK MSTR PLAN							
GF15-301-356411: Lapse 12/31/15 CBS-2342	250,000.00	250,000.00	193,877.27	46,851.24	45.00	9,226.49	
KEPANIWAI HERITAGE GARDENS							
GF16-301-367106: Lapse 12/31/16 CBS-1143	100,000.00	100,000.00	30,340.00		3,400.00	66,260.00	
WAIL-WAIH-WAIK PARKS SYS							
GF15-301-356413: Lapse 12/31/15 CBS-2351	590,000.00	590,000.00	572,909.59	11,823.86	2,357.55	2,909.00	
WAIKAPU CC BASKETBALL CRT IMPV							
GF18-301-389741: Lapse 12/31/18 CBS-2330	500,000.00	500,000.00		400,260.75		63,682.00	36,057.25
WAR MEMORIAL CIVIC COMPLEX							
GF14-301-345310: Lapse 12/31/14	200,000.00	200,000.00	164,859.02		35,140.98		
	10,115,000.00	6,168,243.02	1,843,819.63	1,012,184.07	259,293.55	1,620,297.52	1,432,648.25
Kihei-Makena Community Plan Area							
WAIPIULANI PARK IRRIGATION							
GF16-301-367108: Lapse 12/31/16 CBS-2359	800,000.00	800,000.00	126,800.00	400,570.74	239,500.00	33,129.26	

County of Maui
Capital Improvement Projects Report (Excluding Department of Water Supply)
As of 3/31/2018

	Original Appropriation	Alloted To Date	Expenditure Prior Years	Expenditure Current Year	Amount Lapsed	Encumbrance	Allotment Balance
13-904 Parks and Recreation							
GF17-301-378341: Lapse 12/31/17 CBS-2359	100,000.00	100,000.00	4,467.03	12,843.19	81,137.23	1,552.55	
GF18-301-389756: Lapse 12/31/18 ORD#4796	81,137.00	81,137.00		975.00		2,569.78	77,592.22
SO MAUI COMMUNITY PARK							
GO17-373-356227: Lapse 12/31/15 CBS-1118	16,588,792.49	438,635.29	249,167.24	73,453.43		116,014.62	()
GO17-373-378243: Lapse 12/31/17 CBS-1118	650,000.00	544,967.99				544,967.99	
SOUTH MAUI PARKS SYSTEM							
GF15-301-356416: Lapse 12/31/15 CBS-2345	655,000.00	655,000.00	595,509.00			59,491.00	
GF16-301-367107: Lapse 12/31/16 CBS-2345	885,000.00	885,000.00	858,418.00			26,582.00	
GO17-373-378244: Lapse 12/31/17 CBS-2345	303,000.00	303,000.00	22,217.40	54,501.60		226,281.00	
GF17-301-378340: Lapse 12/31/17 CBS-2345	597,000.00	597,000.00	95,396.48	83,883.44		417,720.08	()
PA18-309-389732: Lapse 12/31/18 CBS-2345	638,000.00	638,000.00				291,525.37	346,474.63
SM COMMUNITY PARK REC CTR							
GO17-373-378223: Lapse 12/31/17 ORD#4441	20,075,722.00	20,075,722.00		3,240,967.50		16,834,754.50	
	41,373,651.49	25,118,462.28	1,951,975.15	3,867,194.90	320,637.23	18,554,588.15	424,066.85
West Maui Community Plan Area							
WEST MAUI PARKS SYSTEM							
PA15-309-356462: Lapse 12/31/15 CBS-2344	800,000.00	800,000.00	519,609.16	277,559.84	2,831.00		
GF16-301-367109: Lapse 12/31/16 CBS-2344	225,000.00	225,000.00		225,000.00			
PA16-309-367154: Lapse 12/31/16 CBS-2344	480,000.00	480,000.00	67,357.84	392,812.16	165.00	19,665.00	
GO17-373-378264: Lapse 12/31/17 CBS-2344	1,915,000.00	1,915,000.00		1,176,557.03		738,442.97	
GF17-301-378363: Lapse 12/31/17 CBS-2344	85,000.00	85,000.00	3,600.00	546.00		80,854.00	
PA17-309-378365: Lapse 12/31/17 CBS-2344	285,000.00	285,000.00			142,455.68	142,544.32	
PA18-309-389743: Lapse 12/31/18 CBS-2344	950,000.00	950,000.00		52.75		76,550.47	873,396.78
MOKUHINIA ECOSYSTEM/RESTORATN							
GO17-373-345266: Lapse 12/31/14 ORD#4095	132,414.26	132,411.37	117,153.94			15,257.43	
GF15-301-356560: Lapse 12/31/15 ORD#4202	50,000.00	50,000.00	47,000.00			3,000.00	
	4,922,414.26	4,922,411.37	754,720.94	2,072,527.78	145,451.68	1,076,314.19	873,396.78
Lanai Community Plan Area							
LANAI PARKS SYSTEM							
GF16-301-367111: Lapse 12/31/16 CBS-2347	262,500.00	262,500.00	232,156.46	30,284.17	59.37		
GO17-373-378246: Lapse 12/31/17 CBS-2347	425,000.00	20,752.83	1,600.00	19,152.83			
GF17-301-378345: Lapse 12/31/17 CBS-2347	25,000.00	25,000.00		6,353.00		18,647.00	
GF18-301-389733: Lapse 12/31/18 CBS-2347	126,000.00	126,000.00					126,000.00
LANAI COM'TY CTR COMM KITCHEN							
GF18-301-389734: Lapse 12/31/18 CBS-4626	250,000.00	250,000.00				61,077.00	188,923.00
	1,088,500.00	684,252.83	233,756.46	55,790.00	59.37	79,724.00	314,923.00
Molokai Community Plan Area							
MOLOKAI PARKS SYSTEM							
GF15-301-356418: Lapse 12/31/15 CBS-2346	695,000.00	695,000.00	685,968.01		9,032.00		(.01)
GF16-301-367112: Lapse 12/31/16 CBS-2346	273,750.00	273,750.00	225,788.77	3,253.34	21,445.17	23,262.72	
GO17-373-378252: Lapse 12/31/17 CBS-2346	580,000.00	580,000.00				580,000.00	
GF17-301-378351: Lapse 12/31/17 CBS-2346	320,000.00	320,000.00	43.93	117,839.50	7,449.12	194,667.45	()

County of Maui
Capital Improvement Projects Report (Excluding Department of Water Supply)
As of 3/31/2018

13-904 Parks and Recreation	Original Appropriation	Alloted To Date	Expenditure Prior Years	Expenditure Current Year	Amount Lapsed	Encumbrance	Allotment Balance
GO17-373-389237: Lapse 12/31/18 CBS-2346	230,000.00	23,010.55					23,010.55
GF18-301-389737: Lapse 12/31/18 CBS-2346	80,000.00	80,000.00					80,000.00
	2,178,750.00	1,971,760.55	911,800.71	121,092.84	37,926.29	797,930.17	103,010.54
Countywide							
CW PARK RESTROOM FAC IMPR							
GF15-301-356C24: Lapse 12/31/15 CBS-2362	500,000.00	500,000.00	286,593.61	118,236.86	24,987.42	70,182.11	
CW LIGHT ORDINANCE COMPL							
GF18-301-389C28: Lapse 12/31/18 CBS-4613	500,000.00	500,000.00				125,300.00	374,700.00
CW PARKS ADA IMPROVEMENTS							
GF15-301-356C23: Lapse 12/31/15 CBS-1117	500,000.00	500,000.00	435,833.61	63,391.00	.01	775.38	()
GF16-301-367C16: Lapse 12/31/16 CBS-1117	200,000.00	200,000.00	133,002.18	50,091.55	.18	6,136.57	10,769.52
GF17-301-378C33: Lapse 12/31/17 CBS-1117	300,000.00	300,000.00	182,784.95	13,552.31	103,662.74		
GF18-301-389C29: Lapse 12/31/18 CBS-1117	300,000.00	300,000.00					300,000.00
CW PARK PLAYGROUND IMPRVMT							
GF17-301-378C32: Lapse 12/31/17 CBS-3232	770,000.00	770,000.00	267,480.00	401,167.00	51,499.00	49,854.00	
GO17-373-378C34: Lapse 12/31/17 CBS-3232	200,000.00	200,000.00		200,000.00			
PA17-309-378C36: Lapse 12/31/17 CBS-3232	115,000.00	115,000.00				115,000.00	
LARGE CAP CESSPOOL CLOSURE							
GF13-301-331120: Lapse 12/31/13 CBS-1114	300,000.00	300,000.00	106,553.79	2,890.00	190,556.21		()
GO17-373-367252: Lapse 12/31/16 CBS-1114	550,000.00	242,364.00	186,869.15			55,494.85	
MAUI MOTOR SPORTS PARK							
SH17-323-379515: ACT124,SLH 2016	2,000,000.00	2,000,000.00		6,525.00		1,990,008.35	3,466.65
	6,235,000.00	5,927,364.00	1,599,117.29	855,853.72	370,705.56	2,412,751.26	688,936.17
TOTAL Parks and Recreation	75,244,565.75	52,365,991.11	9,397,517.26	8,449,211.31	1,348,996.87	27,907,660.09	5,262,605.58

County of Maui
Capital Improvement Projects Report (Excluding Department of Water Supply)
As of 3/31/2018

13-907 Roads	Original Appropriation	Alloted To Date	Expenditure Prior Years	Expenditure Current Year	Amount Lapsed	Encumbrance	Allotment Balance
Hana Community Plan Area							
HANA DISTRICT RD RESURFACING HY01-302-317003: Lapse 12/31/01	650,000.00	643,184.00	473,200.19	6,932.59	147,509.31	15,541.91	
KOUKOUAI BRIDGE REHAB GO17-373-378279: Lapse 12/31/17 CBS-1046	600,000.00	568,000.00				568,000.00	
KEANAE RD SAFETY IMPROVEMENTS GO17-373-367281: Lapse 12/31/16 CBS-2769	400,000.00	400,000.00	232,232.00	106,585.00		61,183.00	
LELEKEA BRIDGE REPLACEMENT GO17-373-389255: Lapse 12/31/18 CBS-1049 HY18-302-389755: Lapse 12/31/18 CBS-1049	150,000.00 100,000.00	100,000.00					100,000.00
PIILANI HWY RD IMPRV/NUANUALOA GO17-373-378280: Lapse 12/31/17 CBS-3225 HY17-302-378382: Lapse 12/31/17 CBS-3225	147,000.00 2,003,000.00	146,200.00 2,003,000.00	350.03	30,281.90	11,649.97	115,918.10 1,991,000.00	
ROCKFALL/EMBKMENT ASSESSMNT HY17-302-378381: Lapse 12/31/17 CBS-3176	350,000.00	350,000.00		1,406.24	290,893.76	57,700.00	
KEANAE RD SAFETY IMPRV GO17-373-389254: Lapse 12/31/18 CBS-2769	1,000,000.00	175,900.00				175,900.00	
PAPAHAWAHAWA BRIDGE REPLACMNT GO12-370-317201: Lapse 12/31/11 DOT11-325-317501: #STP-BR0900(49)	1,100,000.00 5,000,000.00	579,473.00 4,037,352.00	579,468.70 2,443,290.57			4.30	1,594,061.43
KAHOOLOPOO BRDGE RPL BR090078 DOT12-325-327500: #STP-BR0900-078	1,680,000.00	1,672,000.00	1,353,199.11	4,792.28			314,008.61
WAIOHONU BRIDGE REPL BR0900(68 DOT11-325-317505: #STP-STP0900(68	2,800,000.00	3,289,180.00	2,622,211.94				666,968.06
	15,980,000.00	13,964,289.00	7,703,952.54	149,998.01	450,053.04	2,985,247.31	2,675,038.10
Paia-Haiku Community Plan Area							
NORTH SHORE GREENWAY GO17-373-367235: Lapse 12/31/16 CBS-1942 GO17-373-389260: Lapse 12/31/18 CBS-1942	350,000.00 350,000.00	16,710.99 68,760.00	12,533.99			4,177.00 68,760.00	
BALDWIN AVE BIKEWAY/GREENWAY BY11-304-317035: Lapse 12/31/11	200,000.00	200,000.00	45,007.08		58,812.00	96,180.92	
KAUPAKALUA PVEMNT RECONST HY17-302-378393: Lapse 12/31/17 CBS-1066 GO17-373-389259: Lapse 12/31/18 CBS-1066	550,000.00 2,400,000.00	550,000.00 46,506.44	171,289.30	119,207.12 11,132.64	19,748.58	239,755.00 16,473.80	18,900.00
PAUWELA RD SIDEWK REPAIRS HY17-302-378394: Lapse 12/31/17 CBS-2310	500,000.00	500,000.00	687.50		12,797.10	486,515.40	
PAIA SCHOOL SAFE ROUTES HY15-302-356426: Lapse 12/31/15 CBS-2306	150,000.00	150,000.00	3,831.24		136,616.76	9,552.00	
KALIALINUI BRIDGE IMPROVEMENT GO17-373-345288: Lapse 12/31/14 ORD#4095	262,839.26	164,189.87	26,289.87			137,900.00	
	4,762,839.26	1,696,167.30	259,638.98	130,339.76	227,974.44	1,059,314.12	18,900.00

County of Maui
Capital Improvement Projects Report (Excluding Department of Water Supply)
As of 3/31/2018

13-907 Roads	Original Appropriation	Alloted To Date	Expenditure Prior Years	Expenditure Current Year	Amount Lapsed	Encumbrance	Allotment Balance
Makawao-Pukalani-Kula Community Plan Area							
MAKANI RD RESURFACING/HALEAKAL DOT12-325-327504: #STP-STP-3630(1	76,359.42	1,676,359.42	795,423.69				880,935.73
PUKALANI STREET PAVEMENT DOT12-325-327508: #STP-STP-3620(0 01)	1,038,137.00	737,932.26	713,359.11				24,573.15
GUARDRAIL/SHOULDER IMPRV HY17-302-378388: Lapse 12/31/17	300,000.00	300,000.00	1,372.75		298,627.25		
KOKOMO RD PAVEMENT RECON GO17-373-356223: Lapse 12/31/15 CBS-2295 DOT15-325-356740: #STP-STP-0366(0 01)	46,387.51 3,800,000.00	46,387.51 7,559,287.93	5,417,057.53	2,500.00		46,387.51	2,139,730.40
MAK/MAKANI ROAD IMPROVEMENTS HY06-302-367010: Lapse 12/31/06	600,000.00	600,000.00	287,595.59			312,404.41	
HALIIMAILE RD IMPROVEMENTS DOT12-325-327503: #STP-STP-A371(1 DOT13-325-337503: #STP-STP-A371 (002)	1,000,671.05	1,680,000.00 1,000,671.05	817,952.44 985,548.15				862,047.56 15,122.90
HALEAKALA HWY INTERSECT IMPR GO17-373-345274: Lapse 12/31/14 ORD#4095 SH14-323-345410:	1,218,491.00 2,000,000.00	37,271.00 1,250,000.00	12,810.00	1,500.00		22,961.00 525,208.87	724,791.13
HY16-302-367118: Lapse 12/31/16 CBS-1979	500,000.00	500,000.00				500,000.00	
OLD HALEAKALA HWY SIDEWALK SH13-323-331140: ACT106, SLH2012	998,000.00	998,000.00					998,000.00
OLD HALEAKALA HWY PVMNT REHAB DOT15-325-356780: #STP-STP-0900(0 84)	4,027,000.00	5,527,000.00	4,526,547.20	51,124.84			949,327.96
KOKOMO RD/MAKAWAO PAVEMNT GO17-373-367239: Lapse 12/31/16 CBS-2765 DOT17-325-376740: #STP-STP-0900(0 86)	1,400,000.00 7,240,600.00	7,370.91 7,240,600.00	7,370.90			.01	3,422,861.74
GOLAPS-350-378389: Lapse 12/31/17 CBS-2765	2,400,000.00	2,400,000.00	32,797.05	4,237.86	874,319.94	1,488,645.15	()
BALDWIN AVE RESURFACING DOT14-325-345403: #STP-STP-0390(0 01)	2,261,738.00	2,261,738.00	2,239,886.68			21,850.76	.56
BALDWIN AVE RESURF PH2 GO17-373-367238: Lapse 12/31/16 CBS-1889	3,361,250.00	1,300,956.82	440,280.34	679,998.41		180,678.07	
OLD HALEAKALA HWY RECONSTRUCTN GO17-373-367283: Lapse 12/31/16 ORD#4278	1,381,750.00	1,315,273.70	1,301,975.18	13,298.52			
	33,650,383.98	36,438,848.60	17,579,976.61	752,659.63	1,172,947.19	6,915,874.04	10,017,391.13
Wailuku-Kahului Community Plan Area							
KAM/HINA AVE TRAFFIC SIGNAL DOT11-325-317504: #STP-STP-3940(1)	1,200,000.00	860,568.00	477,445.01				383,122.99
KAMEHAMEHA AVE SW IMPRV HY17-302-378403: Lapse 12/31/17 CBS-3178	330,000.00	330,000.00	2,207.95	5,622.35	9,030.17	313,139.53	
KAHAKULOA STREAM BRIDGE GO17-373-356244: Lapse 12/31/15 CBS-1060 GO17-373-378206: Lapse 12/31/17 CBS-1060	700,000.00 650,000.00	508,933.00 650,000.00	305,330.82 598.25	5,840.59		197,761.59 649,401.75	

County of Maui
Capital Improvement Projects Report (Excluding Department of Water Supply)
As of 3/31/2018

13-907 Roads	Original Appropriation	Alloted To Date	Expenditure Prior Years	Expenditure Current Year	Amount Lapsed	Encumbrance	Allotment Balance
ONEHEE/KEA PAVEMNT REHAB GO17-373-378207: Lapse 12/31/17 CBS-2768	200,000.00	200,000.00				200,000.00	
C MAUI SIGNAL UPGRADE HY17-302-378402: Lapse 12/31/17 CBS-1945	270,000.00	270,000.00			21,200.00	248,800.00	
WAIALE ROAD EXTENSION GO17-373-356245: Lapse 12/31/15 CBS-1069	400,000.00	400,000.00	37,932.00			362,068.00	
WAKEA/KAMEHA INTERSEC IMPRV HY17-302-378404: Lapse 12/31/17 CBS-1916	240,000.00	240,000.00		21,770.86	21,769.14	196,460.00	
WAIALE RD SHOULDER IMPROVEMENT GO14-371-345248: Lapse 12/31/14 CBS-1919	114,900.00	114,900.00	52,540.00			62,360.00	
PAPA AVE PAVEMENT REHABILITATI DOT14-325-347520: #STP-STP-3910(0 01)	6,625,000.00	6,785,780.43	6,443,138.99	(51,080.03)		231,112.88	162,608.59
LONO AVE PAVEMENT REHABILITATI DOT12-325-327507: #STP-STO-3950(0 07)	1,608,226.46	962,602.54	950,172.11	180.00			12,250.43
WAKEA AVE TRAFFIC SIGNALS GO17-373-345293: Lapse 12/31/14 CBS-1921	48,271.12	48,271.12	45,507.81			2,763.31	
KAHEKILI HWAY PAVMENT/REHAB DOT12-325-327501: #STP-STP3405(3)	3,200,000.00	3,200,000.00	2,318,400.75				881,599.25
GO17-373-367241: Lapse 12/31/16 CBS-1053	3,000,000.00	3,000,000.00		3,000,000.00			
WAKEA AVE/WELLS PAVEMENT REHAB GO14-371-345250: Lapse 12/31/14 CBS-1896	517,573.02	517,573.02	472,374.45			45,198.57	
DOT14-325-345401: #STP-STP-0900(0 82)	2,500,000.00	2,229,601.16	1,889,497.81			275,574.26	64,529.09
WAKEA PVMNT KAAHUMANU/PUUNENE HY13-302-331124: Lapse 12/31/13 CBS-1028	800,000.00	800,000.00	691,163.53		47,101.47	61,735.00	
WAKEA AVE PAVEMENT REHAB DOT13-325-337515: #STP-STP-3920 (006)	3,275,685.65	3,267,572.54	2,214,779.41			246,774.69	806,018.44
KUIKAHI DR PAVEMENT REHAB GO17-373-367242: Lapse 12/31/16 CBS-2785	440,000.00	439,137.04	37,993.71	401,143.33			
HANSEN ROAD IMPROVEMENT GO17-373-356225: Lapse 12/31/15 CBS-1047	446,484.05	446,484.05	401,155.07	11,690.29		33,638.69	
DOT15-325-356700: #STP-STP-3600(0 01)	3,500,000.00	3,919,875.20	3,813,502.02	13,856.14		6,038.35	86,478.69
LONO AVE PAVEMENT REHAB PH2 DOT15-325-356720: #STP-STP-3950(0 08)	694,000.00	1,544,784.53	1,486,843.67				57,940.86
WAKEA AVE at HINA TRAFFIC DOT14-325-345402: #STP-STP-0900(0 82)	400,000.00	400,000.00	340,146.74			29,318.86	30,534.40
WAIEHU STREAM BRIDGE REPAIR GO17-373-356246: Lapse 12/31/15 CBS-1965	500,000.00	500,000.00		500,000.00			
KAM AVE/HINA PVTMNT REHAB HY13-302-331122: Lapse 12/31/13 CBS-1013	1,200,000.00	1,200,000.00	1,011,231.93		44,345.51	144,422.56	
KAMEHAMEHA AVE AT KANE ST HY13-302-331125: Lapse 12/31/13 CBS-1015	250,000.00	250,000.00	98,887.76	6,533.36	144,578.88		
KAMEHAMEHA AVE PAVEMENT REHAB							

County of Maui
Capital Improvement Projects Report (Excluding Department of Water Supply)
As of 3/31/2018

13-907 Roads	Original Appropriation	Alloted To Date	Expenditure Prior Years	Expenditure Current Year	Amount Lapsed	Encumbrance	Allotment Balance
DOT13-325-337504: #STP-STP-0900 (079) KAMEHAMEHA TRFC SIGNAL @ KANE	3,727,251.98	3,717,059.29	2,204,927.72			577,690.22	934,441.35
DOT13-325-337505: #STP-STP-3940(0 02) CENTRAL MAUI BIKE/PEDESTRIAN	493,176.96	493,176.96	325,951.04	26,133.44			141,092.48
BY16-304-367129: Lapse 12/31/16 CBS-2782 PAVEMENT REHAB S MAUI ROADS	150,000.00	150,000.00	82,431.00	54,041.13		13,527.87	
DOT18-325-389800: #STP-STP-0900(0 90) WAKEA/KAMEHAMEHA AVE TRAFFIC	5,448,985.87	5,448,985.87					5,448,985.87
HY14-302-345326: Lapse 12/31/14 CBS-1916	180,000.00	180,000.00	5,000.00		139,621.48	35,378.52	
	43,109,555.11	43,075,304.75	25,709,159.55	3,995,731.46	427,646.65	3,933,164.65	9,009,602.44
Kihei-Makena Community Plan Area							
WAIPUILANI BIKE PATH							
BY17-304-378385: Lapse 12/31/17 CBS-1044	150,000.00	150,000.00		77,507.63		72,492.37	
KIHEI BIKEWAY-PIILANI NORTH							
DOT04-325-347501: #STP-STP-3115(2) NORTH SO COLLECTOR RD/NAMAUI		1,829,362.16	1,432,230.82				397,131.34
HY14-302-345331: Lapse 12/31/14 CBS-1926 PAVEMNT REHAB SM LOCATIONS	250,000.00	250,000.00	148,881.35	48,747.25		52,371.40	
GO17-373-378284: Lapse 12/31/17 CBS-2764 KIHEI BIKEWAY PHASE 2	1,860,000.00	9,257.50	8,980.04	277.46			
PV16-329-367579: DOT16-325-369501: #STP-STP-3115(0 03)	46,531.00 2,872,170.00	46,531.00 2,872,170.00	727.87 2,798,324.57			45,803.13 73,845.43	
S KIHEI RD PAVEMENT REHAB							
HY13-302-331127: Lapse 12/31/13 CBS-1017 DOT14-325-345400: #STP-STP-3100(0 13)	600,000.00 2,600,000.00	600,000.00 1,587,448.45	325,048.46 1,259,729.99	534.00 2,136.00	274,417.54		325,582.46
BALDWIN AVE PAVEMNT REHAB PH2							
DOT16-325-369507: #STP-STP-0390(0 02) NORTH SO COLLECTOR RD	3,184,328.00	3,704,329.63	1,190,412.97	1,675,886.93		838,029.73	
GO17-373-367244: Lapse 12/31/16 CBS-2309 PV16-329-367577:	553,622.00 246,378.00	553,622.00 246,378.00		196,608.06		357,013.94 246,378.00	
KUIKAHI DR PAVEMENT REHAB							
DOT16-325-369505: #STP-STP-3210(0 01)- S MAUI PAVEMENT REHAB	1,994,564.00	2,263,776.44	133,326.20	1,721,824.52		132,289.84	276,335.88
GO17-373-389267: Lapse 12/31/18 CBS-2764 S MAUI REGIONAL TRAFFIC	1,852,716.00						
HY16-302-367184: Lapse 12/31/16 ORD#4284 SO MAUI TRAFFIC MASTER PLAN	340,000.00	340,000.00	22,967.44	147,640.27	832.00	168,560.29	
DOT16-325-369503: #STP-SPR-0010(0 36) KULANIHAKOI BRIDGE REPLACEMNT		342,000.00				342,000.00	
HY11-302-317030: Lapse 12/31/11 WAILEA ALANUI/IKE DR PAVEMENT	700,000.00	700,000.00	666,557.79	33,442.21			
GO17-373-356215: Lapse 12/31/15 ORD#4095	1,590,721.76	1,036,671.32	987,611.41	4,861.42		44,198.49	()

**County of Maui
Capital Improvement Projects Report (Excluding Department of Water Supply)
As of 3/31/2018**

	Original Appropriation	Alloted To Date	Expenditure Prior Years	Expenditure Current Year	Amount Lapsed	Encumbrance	Allotment Balance
13-907 Roads							
DOT15-325-356760: #STP-STP-0900(0 84) KULANIHAKOI BRIDGE REPLACEMENT GO17-373-389256: Lapse 12/31/18 CBS-1045	5,880,000.00	5,926,495.29	5,766,500.70			159,994.59	
	1,250,000.00	6,110.15		6,110.15			
	25,971,030.76	22,464,151.94	14,741,299.61	3,915,575.90	275,249.54	2,532,977.21	999,049.68
West Maui Community Plan Area							
WM ROADWAY IMPRV SVO GRANT PV16-329-367575:	1,700,000.00	1,700,000.00					1,700,000.00
WM ROADWAY IMPRV MTV GRANT PV15-329-356575:	715,000.00	715,000.00					715,000.00
SHAW ST SIDEWALK/WAINEE ST HY10-302-307027: Lapse 12/31/10 FRONT ST DECK&RAIL REPAIR HY15-302-356430: Lapse 12/31/15	250,000.00	250,000.00	113,406.26		100,642.74	35,951.00	
WM GREENWAY PILOT PRJ BY17-304-378406: Lapse 12/31/17 CBS-3240	250,000.00	250,000.00	117,461.96		132,538.04		
	300,000.00	300,000.00		71,113.70		228,886.30	
	3,215,000.00	3,215,000.00	230,868.22	71,113.70	233,180.78	264,837.30	2,415,000.00
Countywide							
BIKEWAY PROJECTS							
BY01-304-317020: Lapse 12/31/01	300,000.00	300,000.00	153,432.50			146,567.50	
BY03-304-337014: Lapse 12/31/03	300,000.00	300,000.00	74,839.17		187,343.59	37,817.24	
BY04-304-347020: Lapse 12/31/04	300,000.00	300,000.00	226,795.18		1,614.56	71,590.26	
BY13-304-331138: Lapse 12/31/13 CBS-1036	300,000.00	300,000.00	160,419.17	49,507.20		90,073.63	
BY14-304-345337: Lapse 12/31/14 CBS-1036	300,000.00	300,000.00	149,058.05		147,941.95	3,000.00	
BY15-304-356C37: Lapse 12/31/15 CBS-1036	620,000.00	620,000.00	603,040.91			16,959.09	
BY16-304-367C31: Lapse 12/31/16 CBS-1036	150,000.00	150,000.00	56,021.21			93,978.79	
BY18-304-389C49: Lapse 12/31/18 CBS-1036	97,276.00	97,276.00		3,396.16		8,827.52	85,052.32
CW SIDEWALK IMPROVEMENTS							
HY13-302-331133: Lapse 12/31/13 CBS-1037	500,000.00	500,000.00	401,651.13		45,328.87	53,020.00	
HY14-302-345335: Lapse 12/31/14 CBS-1037	450,000.00	450,000.00	371,688.72		44,403.73	33,907.55	
HY15-302-356C35: Lapse 12/31/15 CBS-1037	500,000.00	500,000.00	471,404.79	11,678.00		11,580.01	5,337.20
HY16-302-367C26: Lapse 12/31/16 CBS-1037	400,000.00	400,000.00	267,509.07	99,057.94	19,829.39	13,603.60	
HY17-302-378C76: Lapse 12/31/17 CBS-1037	500,000.00	500,000.00	180,546.11	48,384.41		271,069.48	
CW BRIDGE IMPROVEMENTS							
HY14-302-345332: Lapse 12/31/14 CBS-1031	295,000.00	295,000.00	150,402.76			144,597.24	
HY15-302-356C31: Lapse 12/31/15 CBS-1031	370,000.00	370,000.00	223,888.24	17,506.67	104,664.69	23,940.40	
HY16-302-367C22: Lapse 12/31/16 CBS-1031	370,000.00	370,000.00	211,893.50	1,850.00	100,847.50	55,409.00	
GO17-373-378C72: Lapse 12/31/17 CBS-1031	370,000.00	370,000.00	124,161.09	74,642.65		171,196.26	
PAVEMENT JUSTIFICATION							
HY16-302-367128: Lapse 12/31/16 CBS-2777	160,000.00	160,000.00	133,332.47	8,916.61	8,834.31	8,916.61	
CW SAFETY IMPROVEMNTS							
HY07-302-377033: Lapse 12/31/07	600,000.00	600,000.00	519,629.51	28,500.00	41,374.52	10,495.97	()
HY08-302-387030: Lapse 12/31/08	500,000.00	500,000.00	331,240.26	13,000.00	82,236.34	73,523.40	
HY13-302-331132: Lapse 12/31/13 CBS-1024	600,000.00	600,000.00	514,329.95	6,938.29	17,126.49	61,605.27	

**County of Maui
Capital Improvement Projects Report (Excluding Department of Water Supply)
As of 3/31/2018**

13-907 Roads	Original Appropriation	Alloted To Date	Expenditure Prior Years	Expenditure Current Year	Amount Lapsed	Encumbrance	Allotment Balance
HY14-302-345334: Lapse 12/31/14 CBS-1024	500,000.00	500,000.00	383,294.79		104,879.98	11,825.23	
HY15-302-356C34: Lapse 12/31/15 CBS-1024	600,000.00	600,000.00	591,220.78		4,212.82	4,566.40	
HY16-302-367C25: Lapse 12/31/16 CBS-1024	390,000.00	390,000.00	289,059.34	5,425.00	49,766.80	45,748.86	
HY17-302-378C75: Lapse 12/31/17 CBS-1024	600,000.00	600,000.00	15,771.01	219,113.79		365,115.20	
HY18-302-389C51: Lapse 12/31/18 CBS-1024	500,000.00	500,000.00		24,919.46		292,660.49	182,420.05
EHA ST RDWAY DEDICATION							
HY16-302-367324: Lapse 12/31/16 CBS-1023	300,000.00	300,000.00	71,910.00		220,090.00	8,000.00	
CW SPEED HUMP TABLE PROGRAM							
HY13-302-331135: Lapse 12/31/13	500,000.00	500,000.00	464,912.02	(8,668.32)	35,087.98		8,668.32
CW PAVEMENT PRESERVATION							
HY16-302-367C23: Lapse 12/31/16 CBS-1034	400,000.00	400,000.00	116,507.11	112,873.84	170,619.05		
HY17-302-378C73: Lapse 12/31/17 CBS-1034	500,000.00	500,000.00		144.02	135,410.98	364,445.00	
CW ROAD RESURFACING							
HY12-302-327032: Lapse 12/31/12 CBS-1023	5,436,736.00	5,436,736.00	5,137,057.67		188,399.03	111,279.30	
HY13-302-331131: Lapse 12/31/13 CBS-1023	6,211,200.00	6,211,200.00	6,016,002.53		168,756.40	26,441.08	(.01)
HY14-302-345333: Lapse 12/31/14 CBS-1023	5,546,744.00	5,546,744.00	5,316,836.54	66,135.63	34,256.21	129,515.62	
HY15-302-356C33: Lapse 12/31/15 CBS-1023	4,943,698.00	4,943,698.00	4,333,032.27	8,851.92	366,349.92	235,463.89	
HY16-302-367C24: Lapse 12/31/16 CBS-1023	5,718,028.00	5,718,028.00	2,924,285.24	1,720,027.12	571,636.96	491,381.72	10,696.96
HY17-302-378C74: Lapse 12/31/17 CBS-1023	5,634,267.00	5,634,267.00	535,008.32	1,444,752.12	85,848.97	3,568,657.59	()
HY18-302-389C50: Lapse 12/31/18 CBS-1023	5,238,541.00	5,238,541.00		67,691.02		988,998.74	4,181,851.24
CW TRAFFIC CALMING PRG							
HY17-302-378C77: Lapse 12/31/17 CBS-1035	200,000.00	200,000.00	3,078.16	5,116.76	3,551.08	188,254.00	
KAMALII ELEM SCH SAFE ROUTES							
DOT13-325-337507: #STP-SRS-1500(6 0)	460,000.00	459,000.00	377,825.01				81,174.99
PRINCESS NAHIENAENA SAFE ROUTE							
DOT13-325-337508: #STP-SRS-1500(5 9)	150,000.00	155,000.00	106,033.40				48,966.60
SAFE ROUTES TO SCH PRG							
SH15-323-356730: ORD#4195	101,000.00	152,109.38	23,429.58	33,286.90		95,392.90	
SH16-323-369510:	150,000.00	185,911.46				185,911.46	
SH17-323-379510:	150,000.00	92,955.73				15,000.41	77,955.32
MOLOKAI ATHLETIC COMPLEX							
SH16-323-369511:	400,000.00	400,000.00				399,980.00	20.00
BRIDGE INSPECTN NBIS(062)							
DOT15-325-356710: #STP-BR-NBIS(06 2)		359,167.16	353,319.50	5,080.50			767.16
	52,612,490.00	53,005,633.73	32,383,867.06	4,068,127.69	2,940,412.12	8,930,316.71	4,682,910.15
TOTAL Roads	179,301,299.11	173,859,395.32	98,608,762.57	13,083,546.15	5,727,463.76	26,621,731.34	29,817,891.50

County of Maui
Capital Improvement Projects Report (Excluding Department of Water Supply)
As of 3/31/2018

13-908 Solid Waste Facilities	Original Appropriation	Alloted To Date	Expenditure Prior Years	Expenditure Current Year	Amount Lapsed	Encumbrance	Allotment Balance
Hana Community Plan Area							
HANA LF MAKAI BERM WASTE							
SW15-305-356477: Lapse 12/31/15 CBS-1908	750,000.00	750,000.00	746,787.29	3,212.71			
SW16-305-367166: Lapse 12/31/16 CBS-1908	250,000.00	250,000.00	153,993.74	56,845.19	16.26	39,144.81	
GO17-373-378208: Lapse 12/31/17 CBS-1908	2,000,000.00	2,000,000.00	297,892.04	1,395,685.72		306,422.24	
SW18-305-389704: Lapse 12/31/18 CBS-1908	2,000,000.00	2,000,000.00				977,087.25	1,022,912.75
	5,000,000.00	5,000,000.00	1,198,673.07	1,455,743.62	16.26	1,322,654.30	1,022,912.75
Makawao-Pukalani-Kula Community Plan Area							
MAKANI CLOSED LF REMEDIATIN							
SW16-305-367167: Lapse 12/31/16 CBS-2726	300,000.00	300,000.00	297,207.86	2,792.14			()
SW18-305-389707: Lapse 12/31/18 CBS-2726	1,750,000.00	1,750,000.00		1,262,297.72		21,096.56	466,605.72
	2,050,000.00	2,050,000.00	297,207.86	1,265,089.86	0.00	21,096.56	466,605.72
Wailuku-Kahului Community Plan Area							
LEACHATE COLL/RECOV/EDS UPGRD							
SW17-305-378316: Lapse 12/31/17 CBS-3175	80,000.00	80,000.00	3,817.63	25,772.70	778.00	49,631.67	
SW18-305-389712: Lapse 12/31/18 CBS-3175	250,000.00	250,000.00					250,000.00
CML PH V GAS COLL SYS EXP							
SH/LN-341-378314: Lapse 12/31/17 CBS-1109	2,500,000.00	2,500,000.00	1,658,380.64	24,857.50	816,761.86		
WAIKAPU CLOSED LF REMEDIATIN							
SW16-305-367168: Lapse 12/31/16 CBS-2724	300,000.00	300,000.00	299,475.22	524.78			
SW18-305-389713: Lapse 12/31/18 CBS-2724	860,000.00	860,000.00		752,067.28		107,920.00	12.72
C MAUI LANDFILL IMPRVMT							
SW15-305-356478: Lapse 12/31/15 CBS-1220	1,050,000.00	1,050,000.00	996,466.23	24,083.00	29,450.77		
CML SYS CTRL/DATA ACQUISTN							
SW17-305-378315: Lapse 12/31/17 CBS-1901	80,000.00	80,000.00		21,381.44	169.17	58,449.39	
CML PHASE V-B EXTENSION							
SH/LN-341-389714: Lapse 12/31/18 CBS-1095	3,625,000.00	3,625,000.00		181,090.45		3,310,967.91	132,941.64
	8,745,000.00	8,745,000.00	2,958,139.72	1,029,777.15	847,159.80	3,526,968.97	382,954.36
West Maui Community Plan Area							
OLOWALU CLOSED LF REMEDIATIN							
SW16-305-367169: Lapse 12/31/16 CBS-2725	300,000.00	300,000.00	198,282.18	83,189.27	18,528.55		
SW18-305-389717: Lapse 12/31/18 CBS-2725	950,000.00	950,000.00		783,445.62		166,513.66	40.72
	1,250,000.00	1,250,000.00	198,282.18	866,634.89	18,528.55	166,513.66	40.72
Molokai Community Plan Area							
KALAMAULA CLOSED LF REMEDIATIN							
SW16-305-367170: Lapse 12/31/16 CBS-2727	400,000.00	400,000.00	57,505.46	342,494.54			
SW18-305-389708: Lapse 12/31/18 CBS-2727	230,000.00	230,000.00		117,151.00		111,420.00	1,429.00
MOLOKAI LF-ENVTL ASSESSMNT							
SW17-305-378313: Lapse 12/31/17 CBS-3184	160,000.00	160,000.00	25,258.00	51,678.00		83,064.00	

County of Maui
Capital Improvement Projects Report (Excluding Department of Water Supply)
As of 3/31/2018

<u>13-908 Solid Waste Facilities</u>	Original Appropriation	Alloted To Date	Expenditure Prior Years	Expenditure Current Year	Amount Lapsed	Encumbrance	Allotment Balance
	790,000.00	790,000.00	82,763.46	511,323.54	0.00	194,484.00	1,429.00
Countywide							
CW LF PV/WIND TURBINE LIGHT							
SW17-305-378301: Lapse 12/31/17 CBS-2722	195,000.00	195,000.00		98,700.00	30,500.00	65,800.00	
ENV'TAL COMP SYS DSGN/CTNS							
SW17-305-378302: Lapse 12/31/17 CBS-3182	250,000.00	250,000.00	166,948.00	23,479.00	115.00	59,458.00	
	445,000.00	445,000.00	166,948.00	122,179.00	30,615.00	125,258.00	0.00
TOTAL Solid Waste Facilities	18,280,000.00	18,280,000.00	4,902,014.29	5,250,748.06	896,319.61	5,356,975.49	1,873,942.55

**County of Maui
Capital Improvement Projects Report (Excluding Department of Water Supply)
As of 3/31/2018**

13-909 Wastewater Facilities	Original Appropriation	Alloted To Date	Expenditure Prior Years	Expenditure Current Year	Amount Lapsed	Encumbrance	Allotment Balance
Paia-Haiku Community Plan Area							
KAUNOA SR CTR PROP SEWER SVC GF17-301-378330: Lapse 12/31/17 CBS-3195	40,000.00	40,000.00			16,177.24	23,822.76	
KUAU #3 FM REPLACEMENT WM18-303-389710: Lapse 12/31/18 CBS-1183	60,000.00	60,000.00				60,000.00	
KUAU #4 FM REPLACEMENT WM18-303-389711: Lapse 12/31/18 CBS-1184	60,000.00	60,000.00				60,000.00	
	160,000.00	160,000.00	0.00	0.00	16,177.24	143,822.76	0.00
Wailuku-Kahului Community Plan Area							
HAWAIIAN HOMES FM REPLCMNT SH/LN-341-367171: Lapse 12/31/16 CBS-1151	2,240,000.00	2,240,000.00	1,151,554.61	1,088,445.39			
EPA CONSENT DECREE SEWER REHAB WM15-303-356463: Lapse 12/31/15 CBS-1131	500,000.00	500,000.00	427,645.52	33,355.00	62.48	38,937.00	
WM16-303-367155: Lapse 12/31/16 CBS-1131	750,000.00	750,000.00	109,165.97	640,834.03			
WM17-303-378317: Lapse 12/31/17 CBS-1131	1,000,000.00	1,000,000.00		675,585.69		324,414.31	
WM18-303-389715: Lapse 12/31/18 CBS-1131	1,000,000.00	1,000,000.00				1,000,000.00	
WAI-KAH RECYCLED WTR FM WM18-303-389716: Lapse 12/31/18 CBS-1171	500,000.00	500,000.00					500,000.00
HOO HUI ANA FM REPLACEMENT WM14-303-345369: Lapse 12/31/14 CBS-1149	900,000.00	900,000.00	563,810.80	18,017.08	318,172.12		
WAI-KAH WWRF SOLID BLDG RENO SH/LN-341-378318: Lapse 12/31/17 CBS-3233	1,000,000.00	1,000,000.00		62,395.60	342,394.05	595,210.35	
WAIIEHU WWPS FM REPLACEMENT SH/LN-341-356481: Lapse 12/31/15 CBS-1159	1,300,000.00	1,300,000.00	812,410.00	14,726.22	472,863.78		
	9,190,000.00	9,190,000.00	3,064,586.90	2,533,359.01	1,133,492.43	1,958,561.66	500,000.00
Kihei-Makena Community Plan Area							
KIHEI #16 PS REHAB/FM REPLC SH/LN-341-367173: Lapse 12/31/16 CBS-1152	4,400,000.00	4,400,000.00		2,393,940.00		2,006,060.00	
SH/LN-341-378407: Lapse 12/31/17	1,010,000.00	1,010,000.00			757.00	1,009,243.00	
KIHEI FM #16 REPLACEMENT WM14-303-345372: Lapse 12/31/14 CBS-1140	500,000.00	500,000.00	479,048.92	20,951.08			
SO MAUI RECYCLED WATER WM15-303-356465: Lapse 12/31/15 CBS-1160	300,000.00	300,000.00	277,925.99	22,074.01			
SH/LN-341-356482: C15007 17 Lapse 12/3	1,044,000.00	1,044,000.00	1,025,343.78		30.00	18,626.22	
SH/LN-341-389406: Lapse 12/31/18 CBS-1160	3,750,000.00	3,750,000.00					3,750,000.00
WM18-303-389706: Lapse 12/31/18 CBS-1160	2,750,000.00	2,750,000.00					2,750,000.00
KULANIHAKOI ST RECYCLE WTR LN SH/LN-341-378312: Lapse 12/31/17 CBS-1917	1,700,000.00	1,700,000.00	17,208.18	1,455,855.41	226,936.41		
KENOLIO RD/KOKI SEWER REHAB WM17-303-378309: Lapse 12/31/17 CBS-3196	50,000.00	50,000.00	37,560.00	11,168.00		1,272.00	
KIHEI WWF RTU UPRDS							

County of Maui
Capital Improvement Projects Report (Excluding Department of Water Supply)
As of 3/31/2018

13-909 Wastewater Facilities	Original Appropriation	Alloted To Date	Expenditure Prior Years	Expenditure Current Year	Amount Lapsed	Encumbrance	Allotment Balance
WM17-303-378310: Lapse 12/31/17 CBS-2730 N KIHEI MAUKA TRNSM SYS	1,500,000.00	1,500,000.00	146,723.22	307,830.92	143,544.47	901,901.39	
WM17-303-378311: Lapse 12/31/17 CBS-2321 S KIHEI RD GRAVITY SYS CAP UPG	200,000.00	200,000.00	44,782.68	125,097.47	576.25	29,543.60	
WM18-303-389705: Lapse 12/31/18 CBS-3200	500,000.00	500,000.00					500,000.00
	17,704,000.00	17,704,000.00	2,028,592.77	4,336,916.89	371,844.13	3,966,646.21	7,000,000.00
West Maui Community Plan Area							
NAPILI #5&6 FM REPLACEMENTS							
WM15-303-356470: Lapse 12/31/15 CBS-1162	300,000.00	300,000.00	105,169.96	94,946.42		99,883.62	
WM17-303-378323: Lapse 12/31/17 CBS-1162	3,200,000.00	3,200,000.00				3,200,000.00	
NAPILI #3 FM REPLCMENT							
WM17-303-378321: Lapse 12/31/17 CBS-1161	200,000.00	200,000.00		36,730.79		163,269.21	
NAPILI #4 FM REPLCMENT							
WM17-303-378322: Lapse 12/31/17 CBS-1174	200,000.00	200,000.00		24,032.71		175,967.29	
NAPILI WWPS #1-6 MODIFC							
WM15-303-356471: Lapse 12/31/15 CBS-1165	500,000.00	500,000.00	307,216.81	44,673.73	8,000.00	140,109.46	
NAPILI WWPS #5 MODIFICATIONS							
WM18-303-389718: Lapse 12/31/18 CBS-1181	2,300,000.00	2,300,000.00				2,107,187.00	192,813.00
NAPILI WWPS #6 MODIFICATIONS							
WM18-303-389719: Lapse 12/31/18 CBS-1182	2,300,000.00	2,300,000.00				2,107,187.00	192,813.00
LAHAINA WW PUMP STATION #2							
SH/LN-341-331180: C15005 10 Lapse 12/3	5,000,000.00	5,000,000.00	4,432,516.75	45,586.25	521,897.00		
KAANAPALI RESORT R-1 WATER DIS							
WM14-303-345374: Lapse 12/31/14 CBS-1952	700,000.00	700,000.00	31,360.00			668,640.00	
LAHAINA WWRF ODOR CONTROL							
WM13-303-331168: Lapse 12/31/13 CBS-1135	800,000.00	800,000.00	367,529.43	83,376.87	337,429.00	11,664.70	
WM15-303-356469: Lapse 12/31/15 CBS-1135	4,000,000.00	4,000,000.00	1,905,091.51	30,175.49	2,064,733.00		
WEST MAUI RECYCLED WATER PROJ							
ARRA13-327-331183: C150054-23	3,500,000.00	3,500,000.00	3,205,090.33		131,612.00		163,297.67
WM14-303-345377: Lapse 12/31/14 CBS-1124	50,000.00	50,000.00			325.00	49,675.00	
WM16-303-367161: Lapse 12/31/16 CBS-1124	1,360,000.00	1,360,000.00			667,434.00	692,566.00	
LAHAINA WWRF PRIMARY ELECTRICA							
WM18-303-389746: Lapse 12/31/18 ORD#4808	2,423,472.00	2,423,472.00					2,423,472.00
SHERATON WW LIFT MODI							
WM16-303-367160: Lapse 12/31/16 CBS-1163	80,000.00	80,000.00	54,485.01	25,514.99			
SH/LN-341-378325: Lapse 12/31/17 CBS-1163	1,000,000.00	1,000,000.00				1,000,000.00	
LAHAINA WWRF UPGRD PORTBL REUS							
WM17-303-378320: Lapse 12/31/17 CBS-3202	150,000.00	150,000.00		88,389.43	2,684.00	58,926.57	
LAHAINA WWRF MODFCTN STAGE 1A							
GO08-367-369201: Lapse 12/31/06	1,000,000.00	1,000,000.00	891,829.00			108,171.00	
SH/LN-341-367174: CS-150 11 Lapse 12/3 7	12,500,000.00	12,500,000.00	1,831,000.00	10,669,000.00			
SH/LN-341-378324: Lapse 12/31/17	12,500,000.00	12,500,000.00		1,265,225.00		11,234,775.00	

County of Maui
Capital Improvement Projects Report (Excluding Department of Water Supply)
As of 3/31/2018

13-909 Wastewater Facilities	Original Appropriation	Alloted To Date	Expenditure Prior Years	Expenditure Current Year	Amount Lapsed	Encumbrance	Allotment Balance
SH/LN-341-389720: Lapse 12/31/18 CBS-1144 LAHAINA WWPS #3 MODI	24,000,000.00	24,000,000.00		513,617.00		23,426,620.00	59,763.00
WM16-303-367157: Lapse 12/31/16 CBS-2731	1,600,000.00	1,600,000.00		934,416.18		665,583.82	
WM17-303-378408: Lapse 12/31/17 CBS-2731 LAHAINA FORCE MAIN #4 REPLCMN	110,000.00	110,000.00			345.13	109,654.87	
WM13-303-331166: Lapse 12/31/13 CBS-1127 EPA CONSENT DECREE SEWER REHAB	1,000,000.00	1,000,000.00	634,794.03	1,096.61	364,109.36		
WM16-303-367156: Lapse 12/31/16 CBS-1146	1,000,000.00	1,000,000.00	202,419.72	797,580.28			
	81,773,472.00	81,773,472.00	13,968,502.55	14,654,361.75	4,098,568.49	46,019,880.54	3,032,158.67
Molokai Community Plan Area							
KAUNAKAKAI WWRF PLAN							
WM18-303-389709: Lapse 12/31/18 CBS-4590	200,000.00	200,000.00					200,000.00
Countywide							
CW SATELLITE RECYCLED WTR FAC							
WM17-303-378C05: Lapse 12/31/17 CBS-2732	200,000.00	200,000.00		68,746.80	11,741.00	119,512.20	
CW WW SYSTEMS MODIFICATIONS							
WM17-303-378C06: Lapse 12/31/17 CBS-1128	500,000.00	500,000.00	17,999.31	246,515.00	36,632.04	198,853.65	
CW EPA WW RECLAMATION FACILITY							
WM13-303-331171: Lapse 12/31/13 CBS-1119	2,200,000.00	2,200,000.00	2,078,281.57	121,718.43			
WM15-303-356C74: Lapse 12/31/15 CBS-1119	2,000,000.00	2,000,000.00	1,893,049.01	64,336.62		42,614.37	()
WM16-303-367C63: Lapse 12/31/16 CBS-1119	2,000,000.00	2,000,000.00	883,888.58	616,048.33	1,989.27	463,052.58	35,021.24
WM17-303-378C04: Lapse 12/31/17 CBS-1119	1,600,000.00	1,600,000.00	106,309.00	433,280.47		1,060,410.53	
WM18-303-389C02: Lapse 12/31/18 CBS-1119	2,000,000.00	2,000,000.00				325,000.00	1,675,000.00
CW EPA CONSENT DECREE COMPLIAN							
WM13-303-331170: Lapse 12/31/13 CBS-1132	761,925.00	761,925.00	635,530.34	23,817.60		102,577.06	
WM14-303-345378: Lapse 12/31/14 CBS-1132	750,000.00	750,000.00	673,860.00		40,500.00	35,640.00	
WM15-303-356C73: Lapse 12/31/15 CBS-1132	1,080,000.00	1,080,000.00	798,969.84	109,676.35	131,256.80	40,097.01	
WM16-303-367C62: Lapse 12/31/16 CBS-1132	500,000.00	500,000.00	462,381.40	37,019.65	598.95		
WM17-303-378C03: Lapse 12/31/17 CBS-1132	500,000.00	500,000.00		15,102.90		484,897.10	
WM18-303-389C01: Lapse 12/31/18 CBS-1132	500,000.00	500,000.00				500,000.00	
CW WWRF CHLORINATN SYS UPGRD							
SH/LN-341-378C07: Lapse 12/31/17 CBS-2734	2,000,000.00	2,000,000.00		183,457.12	1,006,240.54	810,302.34	
CW WET WELL REHABILITATION							
WM11-303-319012: Lapse 12/31/11 CBS-1126	1,000,000.00	1,000,000.00	948,657.01	3,381.02	38,933.00	9,028.97	
WM15-303-356C76: Lapse 12/31/15 CBS-1126	1,000,000.00	1,000,000.00	335,530.36		87,752.64	576,717.00	
CW SOIL AQUIFER TREATMENT							
WM16-303-367C64: Lapse 12/31/16	100,000.00	100,000.00		79,365.68		20,634.32	
CW WSTWTR SYSTEM MODIFICATION							
WM12-303-329023: Lapse 12/31/12 CBS-1128	1,000,000.00	1,000,000.00	880,391.02	15,542.94	80,091.91	23,974.13	()
WM13-303-331172: Lapse 12/31/13 CBS-1128	1,000,000.00	1,000,000.00	978,217.36	6,109.69	15,672.95		
WM14-303-345380: Lapse 12/31/14 CBS-1128	1,000,000.00	1,000,000.00	827,711.63	48,827.23	85,312.06	38,149.08	
WM15-303-356C75: Lapse 12/31/15 CBS-1128	1,000,000.00	1,000,000.00	835,495.04	38,876.84	.33	125,627.79	
WM16-303-367C65: Lapse 12/31/16 CBS-1128	500,000.00	500,000.00	178,412.54	287,468.47		34,118.99	

County of Maui
Capital Improvement Projects Report (Excluding Department of Water Supply)
As of 3/31/2018

13-909 Wastewater Facilities	Original Appropriation	Alloted To Date	Expenditure Prior Years	Expenditure Current Year	Amount Lapsed	Encumbrance	Allotment Balance
WM18-303-389C03: Lapse 12/31/18 CBS-1128	1,000,000.00	1,000,000.00		96,632.79		890,094.48	13,272.73
	24,191,925.00	24,191,925.00	12,534,684.01	2,495,923.93	1,536,721.49	5,901,301.60	1,723,293.97
TOTAL Wastewater Facilities	133,219,397.00	133,219,397.00	31,596,366.23	24,020,561.58	7,156,803.78	57,990,212.77	12,455,452.64

County of Maui
Capital Improvement Projects Report (Excluding Department of Water Supply)
As of 3/31/2018

<u>13-909 Wastewater Facilities</u>	<u>Original Appropriation</u>	<u>Alloted To Date</u>	<u>Expenditure Prior Years</u>	<u>Expenditure Current Year</u>	<u>Amount Lapsed</u>	<u>Encumbrance</u>	<u>Allotment Balance</u>
TOTAL CAPITAL PROJECTS FUND	523,271,911.62	455,436,617.96	169,080,422.49	61,146,221.10	23,251,829.85	144,543,903.82	57,414,240.70

