DANNY A. MATEO
County Clerk

JOSIAH K. NISHITA
Deputy County Clerk

RECEIVED

2015 DEC -4 PM 4: 24

OFFICE OF THE
COUNTY COUNCIL

OFFICE OF THE COUNTY CLERK
COUNTY OF MAUI
200 SOUTH HIGH STREET
WAILUKU, MAUI, HAWAII 96793
www.mauicounty.gov/county/clerk

December 4, 2015

Honorable Riki Hokama, Chair
Budget and Finance Committee
Council of the County of Maui
Wailuku, Hawaii 96793

Dear Chair Hokama:

Respectfully transmitted is a copy of COUNTY COMMUNICATION NO. 15-290, from the Director of Finance, that was referred to your Committee by the Council of the County of Maui at its meeting of December 4, 2015.

Respectfully,

DANNY A. MATEO
County Clerk

/jym

Enclosure

cc: Director of Council Services

ALAN M. ARAKAWA
Mayor

DANILO F. AGSALOG
Director

MARK R. WALKER
Deputy Director

RECEIVED
2015 NOV 13 PM 2:51
OFFICE OF THE MAYOR

COUNTY OF MAUI
DEPARTMENT OF FINANCE
200 S. HIGH STREET
WAILUKU, MAUI, HAWAII 96793

November 13, 2015

RECEIVED
2015 NOV 16 AM 8:53
OFFICE OF THE COUNTY CLERK

Honorable Alan M. Arakawa
Mayor, County of Maui
200 South High Street
Wailuku, Hawaii 96793

For Transmittal to:

Honorable Mike White, Chair
and Members of Maui County Council
200 South High Street
Wailuku, Hawaii 96793

APPROVED FOR TRANSMITTAL
11/18/15
Mayor Date

Dear Chair White and Members:

SUBJECT: FINANCE DIRECTOR'S QUARTERLY REPORT AS OF SEPTEMBER 30, 2015 (FISCAL YEAR 2016 FIRST QUARTER)

In compliance with the Maui County Code 3.08 and the Charter of the County of Maui, Section 8-4.3, I am transmitting one (1) bound copy along with a CD of the Finance Director's Quarterly Report for Fiscal Year (FY) July 1, 2015 to June 30, 2016 as of September 30, 2015 and the Capital Improvement Project as of September 30, 2015.

The numbers presented on these reports are unaudited and may be subject to change pending completion of the County's FY 2015 Comprehensive Annual Financial Report. The reports are also available online on the County of Maui website, under the Department of Finance, Reports & Documents, Finance Director's Quarterly Report, Fiscal Year 2016, 1st Quarter.

Should you have any questions, please feel free to contact me at x7475.

Sincerely,

For DANILO F. AGSALOG
Director of Finance

DFA:maa

Attachments
xc: Patrick K. Wong, Corporation Counsel
Rod Antone, Community Relations and Communications Director

COUNTY COMMUNICATION NO. 15-290

Back to Top

COUNTY OF MAUI

STATE OF HAWAII

FINANCE DIRECTOR'S QUARTERLY REPORT

FISCAL YEAR JULY 1, 2015 TO JUNE 30, 2016
AS OF SEPTEMBER 30, 2015

Back to Top

TABLE OF CONTENTS

I Graphic Overview:

Revenue - Budget Ordinance by Category	9
Expenditure by Department	10
Countywide Expenditures	12

II Revenue:

A) Budget Ordinance

General Fund	-General	15
	-Liquor Control	16
Special Revenue Fund	- Highway	17
	-Wastewater	17
	-Bikeway	17
	-Solid Waste	18
Debt Service Fund	-Debt Service	19
Capital Projects Fund	-Parks Assessment CIP	20
Enterprise Fund	-Golf Course	21
Utility Enterprise Fund	-DWS Revenue Fund	22
	-DWS Water System Dev.	22

B) Appendices / Other

Special Revenue Fund	-County Revolving	25
	-Intergovernmental Grant	25
	-Sec 8 HUD Housing	26
	-Special Assmt Parks	26
	-Special Assmt Sewer	26
Capital Projects Fund-		27
Utility Enterprise Fund	-	29

C) Grant Revenue Report

-Office of Mayor	33
-Management	44
-Prosecuting Attorney	45
-Finance	51
-Planning	54
-Police	56
-Fire and Public Safety	78
-Civil Defense	83
-Housing and Human Concerns	86
-Parks and Recreation	107
-Public Works	111
-Transportation	112
-Environmental Management	115

III Expenditures:

A)	Operations by Activity	119
B)	Grant Programs	137
C)	Revolving / Special Programs	153

IV Capital Improvement Program by District:

Hana	161
Paia-Haiku	164
Makawao-Pukalani-Kula	166
Wailuku-Kahului	170
Kihei-Makena	177
West Maui	181
Lanai	187
Molokai	188
Countywide	190

V Appendix:

Glossary	207
Fund Descriptions	209

I. Graphic Overview

I. Graphic Overview

Back to Top

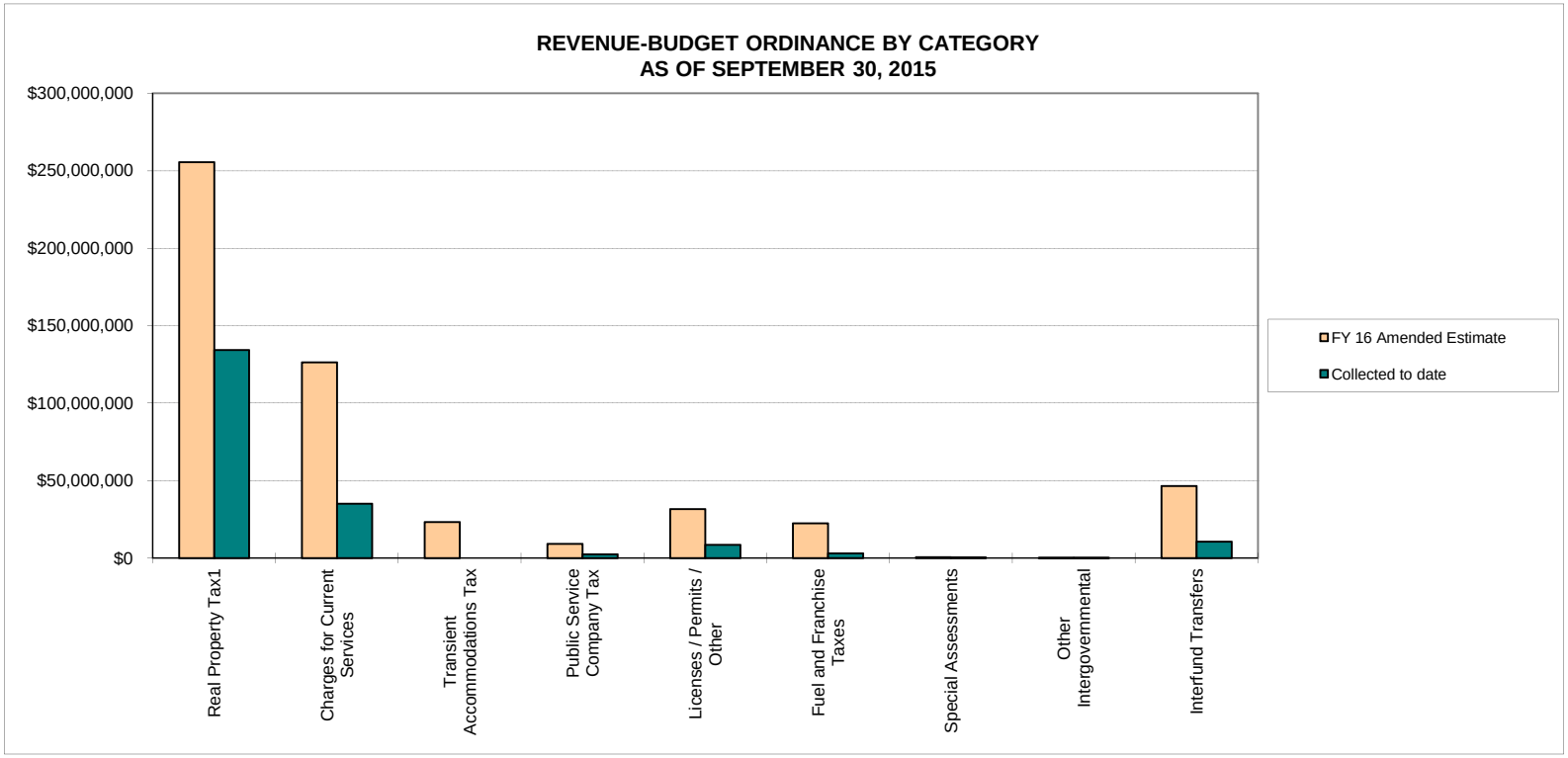

	FY 16 Original Estimate	FY 16 Amended Estimate	Collected to date	Budget (Over)/Under	% Collected	% Over/(Under)* Prorated Estimate
Real Property Tax[1]	255,584,150	255,584,150	134,309,121	121,275,029	53%	28%
Charges for Current Services	126,381,439	126,381,439	35,070,493	91,310,946	28%	3%
Transient Accommodations Tax	23,280,000	23,280,000	-	23,280,000	0%	(25%)
Public Service Company Tax	9,061,812	9,061,812	2,392,360	6,669,452	26%	1%
Licenses / Permits / Other	31,629,389	31,629,389	8,457,353	23,172,036	27%	2%
Fuel and Franchise Taxes	22,430,000	22,430,000	2,936,705	19,493,295	13%	(12%)
Special Assessments	480,000	480,000	383,562	96,438	80%	55%
Other Intergovernmental	65,000	65,000	940	64,060	1%	(24%)
Interfund Transfers	46,473,347	46,473,347	10,477,411	35,995,936	23%	(2%)
Total[2]	**515,385,137**	**515,385,137**	**194,027,945**	**321,357,192**	**38%**	**13%**

NOTES:

[1] Net of circuit breaker adjustment.

[2] Total does not include carryover/savings, bond/lapsed bond proceeds, and/or State Revolving Fund (SRF) loan.

** Prorated Estimate is 25% of Amended Estimate.*

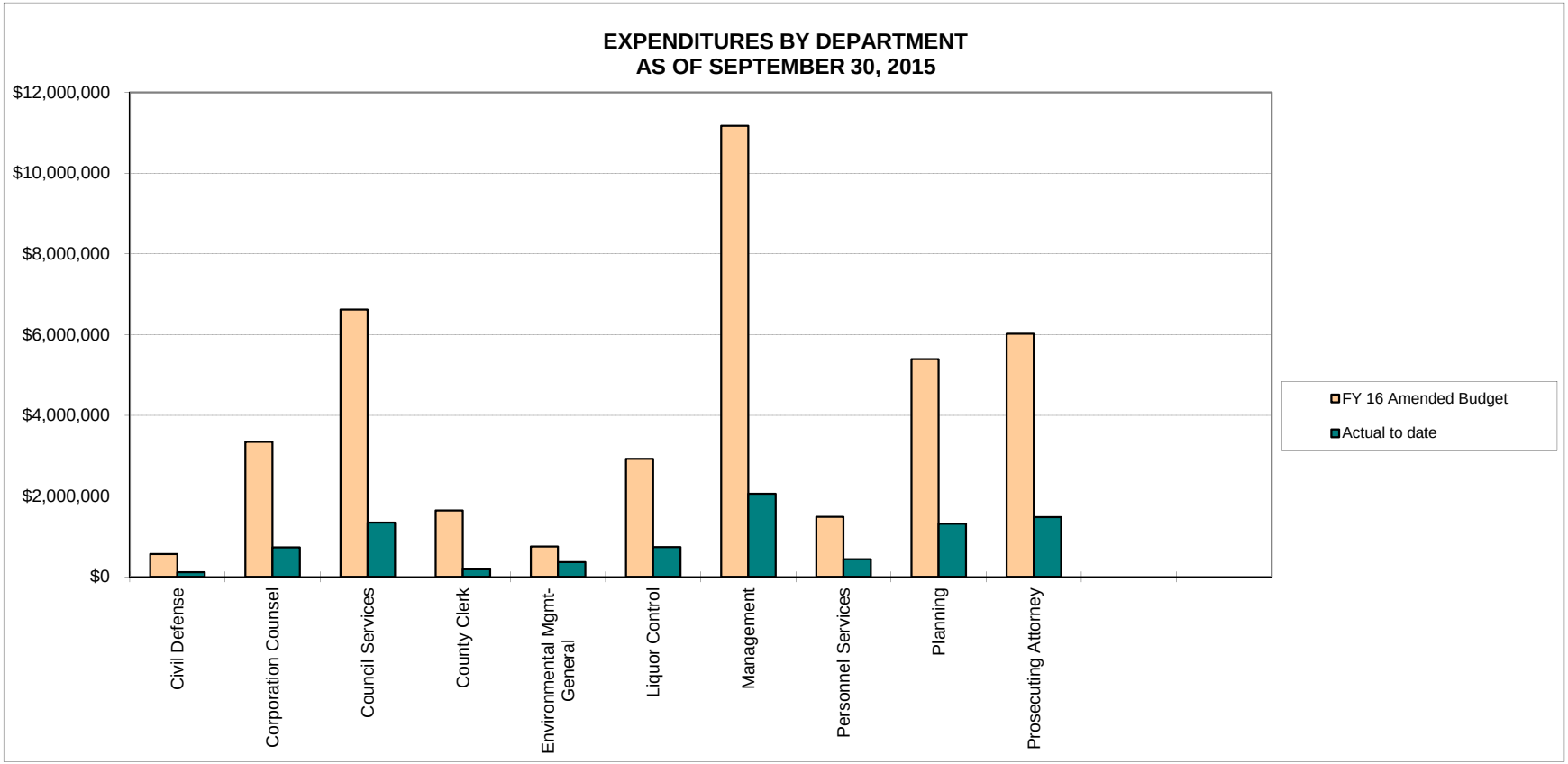

Actual includes encumbrances

	FY 16 Original Budget	FY 16 Amended Budget	Actual to date	(Over)/ Under	% Used	% (Over)/Under Prorated Budget *
Civil Defense	566,091	566,091	113,653	452,438	20%	5%
Corporation Counsel	3,342,021	3,342,021	733,911	2,608,110	22%	3%
Council Services	6,624,209	6,624,209	1,341,786	5,282,423	20%	5%
County Clerk	1,644,190	1,644,190	190,207	1,453,983	12%	13%
Environmental Mgmt-General	753,115	753,115	363,732	389,383	48%	(23%)
Liquor Control	2,925,252	2,925,252	738,865	2,186,387	25%	(0%)
Management	11,171,101	11,171,101	2,059,481	9,111,620	18%	7%
Personnel Services	1,487,347	1,487,347	440,996	1,046,351	30%	(5%)
Planning	5,398,119	5,398,119	1,318,602	4,079,517	24%	1%
Prosecuting Attorney	6,024,371	6,024,371	1,484,049	4,540,322	25%	0%

*** Prorated Budget is 25% of Amended Budget*

Back to Top

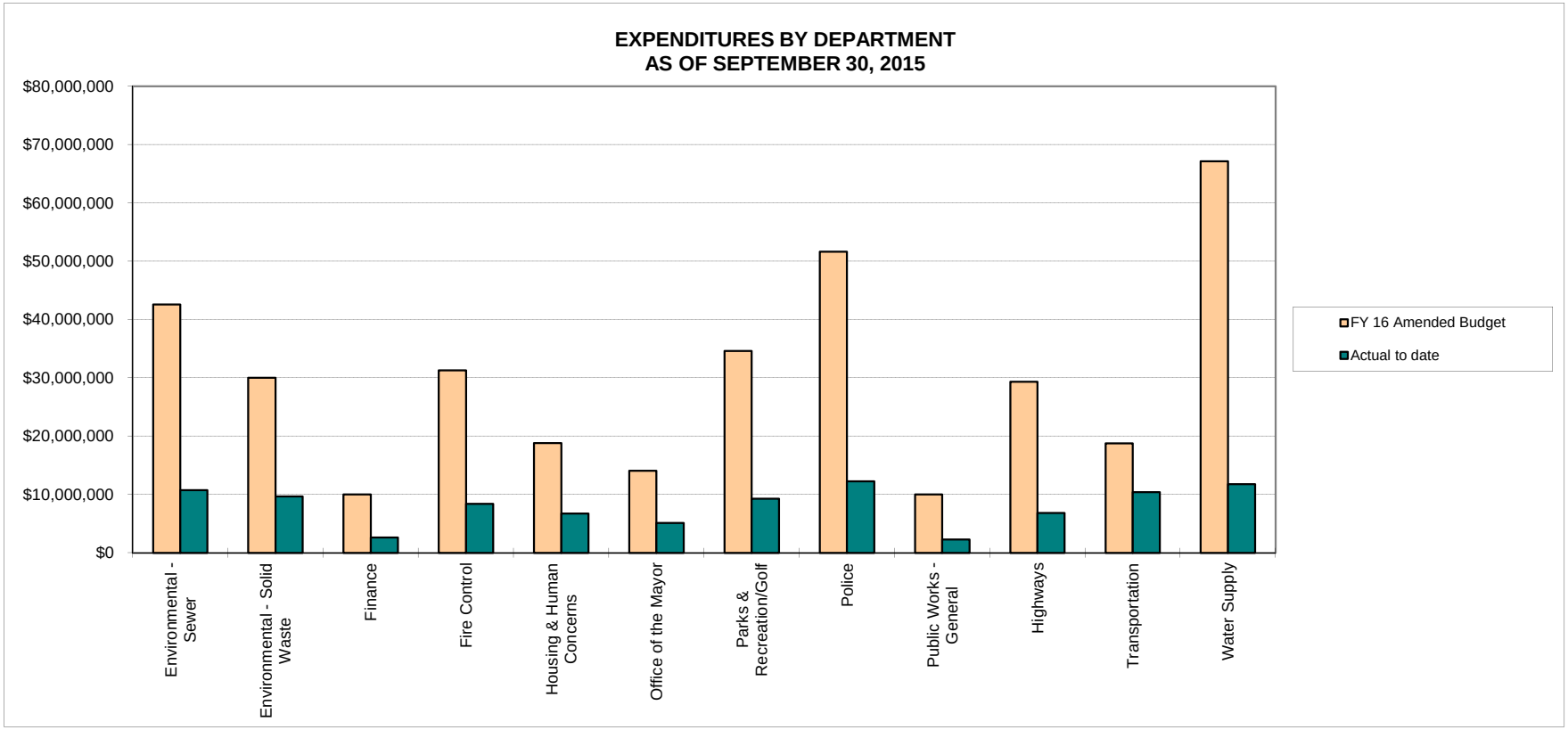

Actual includes encumbrances

	FY 16 Original Budget	FY 16 Amended Budget	Actual to date	(Over)/ Under	% Used	% (Over)/Under Prorated Budget *
Environmental - Sewer	42,573,440	42,573,440	10,735,082	31,838,358	25%	(0%)
Environmental - Solid Waste	30,010,656	30,010,656	9,686,856	20,323,800	32%	(7%)
Finance	10,024,029	10,024,029	2,611,136	7,412,893	26%	(1%)
Fire Control	31,294,693	31,294,693	8,412,041	22,882,652	27%	(2%)
Housing & Human Concerns	18,824,939	18,824,939	6,737,812	12,087,127	36%	(11%)
Office of the Mayor	14,075,033	14,075,033	5,095,983	8,979,050	36%	(11%)
Parks & Recreation/Golf	34,604,086	34,604,086	9,259,297	25,344,789	27%	(2%)
Police	51,622,738	51,622,738	12,277,036	39,345,702	24%	1%
Public Works - General	10,014,315	10,014,315	2,288,831	7,725,484	23%	2%
Highways	27,479,917	29,310,717	6,810,959	22,499,758	23%	2%
Transportation	18,741,816	18,741,816	10,410,365	8,331,451	56%	(31%)
Water Supply	67,132,567	67,132,567	11,762,720	55,369,847	18%	7%

*** Prorated Budget is 25% of Amended Budget*

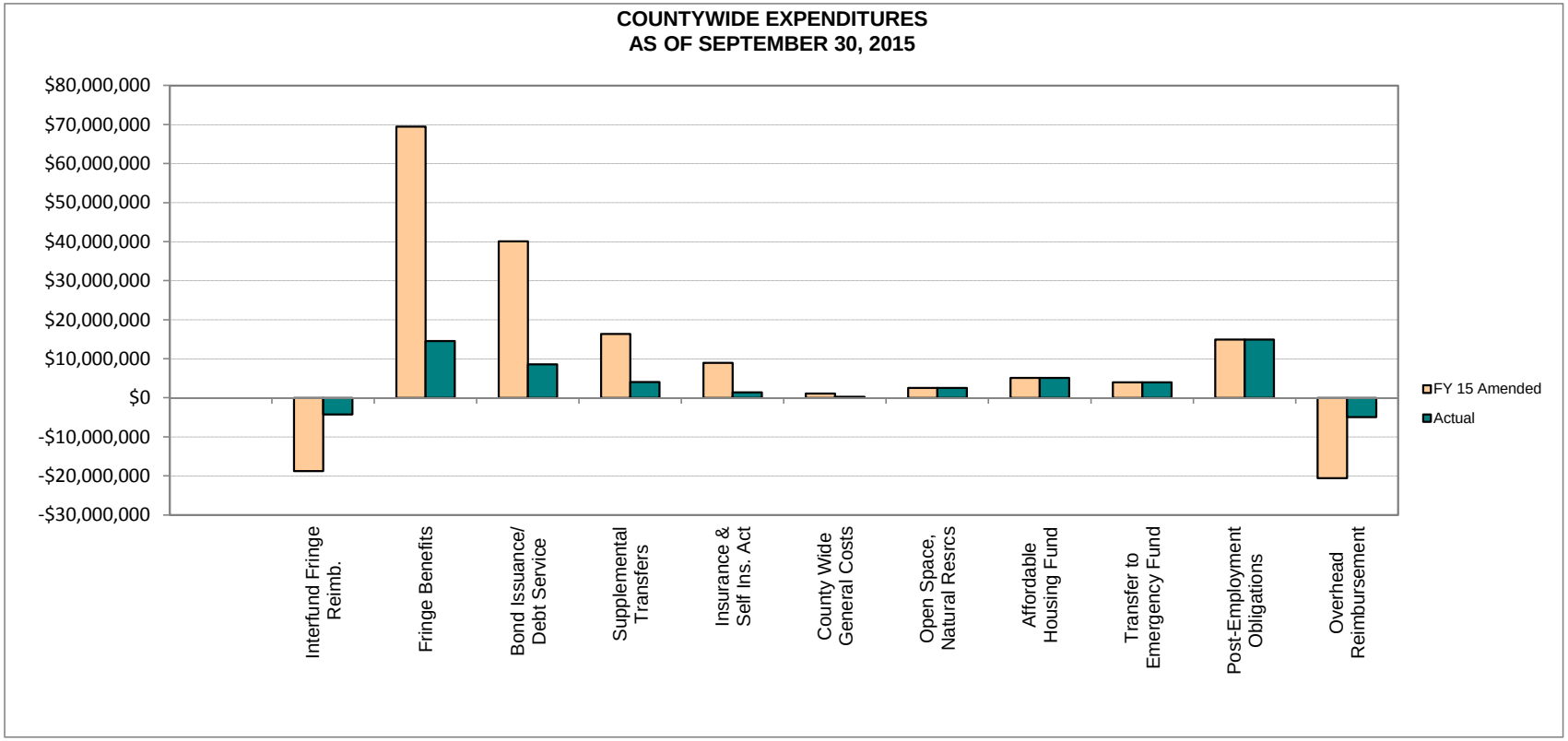

	FY 15 Original Budget	FY 15 Amended Budget*	Actual to date	(Over)/ Under	% Used	% (Over)/Under Prorated Budget **
Interfund Fringe Reimb.	(18,763,428)	(18,763,428)	(4,207,623)	(14,555,805)	22%	3%
Fringe Benefits	69,484,073	69,484,073	14,572,631	54,911,442	21%	4%
Bond Issuance/Debt Service	40,043,854	40,076,268	8,636,155	31,440,113	22%	3%
Supplemental Transfers	16,402,476	16,402,476	4,100,619	12,301,857	25%	0%
Insurance & Self Ins. Act	9,000,000	9,000,000	1,431,445	7,568,555	16%	9%
County Wide General Costs	1,095,126	1,095,126	319,515	775,611	29%	(4%)
Open Space, Natural Resrcs	2,555,842	2,555,842	2,555,842	-	100%	(75%)
Affordable Housing Fund	5,111,683	5,111,683	5,111,683	-	100%	(75%)
Transfer to Emergency Fund	4,000,000	4,000,000	4,000,000	-	100%	(75%)
Post-Employment Obligations	14,930,000	14,930,000	14,930,000	-	100%	(75%)
Overhead Reimbursement	(20,516,841)	(20,516,841)	(4,942,713)	(15,574,128)	24%	1%
Total	123,342,785	123,375,199	46,507,554	76,867,645	38%	(13%)

*** Prorated Budget is 25% of Amended Budget*

Back to Top

II. Revenue

II.A. Budget Ordinance

Back to Top

County of Maui
Statement of Estimated and Actual Revenue
Revenue - Budget Ordinance
Fiscal Year Ending 6/30/2016 - as of 9/30/2015

10	*** GENERAL FUND Object * Char ** Subfund *** Fund	Prior Year Uncollected [1]	Amended Annual Estimate	Year to Date Collected	Budget (Over)/Under
310	Real property taxes		255,584,150	134,309,121	121,275,029
312	Public Service Company Tax		9,061,812	2,392,360	6,669,452
31	*** Taxes**	**0**	**264,645,962**	**136,701,481**	**127,944,481**
321	Business licenses and permits		22,000	8,175	13,825
322	Other licenses & permit		3,000,000	1,063,224	1,936,776
323	Motor vehicle licenses & fees		3,621,001	935,473	2,685,529
32	*** Licenses and permits**	**0**	**6,643,001**	**2,006,872**	**4,636,130**
330	Federal grants		8,313		8,313
331	Federal payment in lieu of tax		5,463		5,463
333	Transient accommodation taxes		23,280,000		23,280,000
335	Federal grants passed thru the		46,000		46,000
336	State payment in lieu of taxes		5,225		5,225
33	*** Intergovernmental revenues**	**0**	**23,345,001**	**0**	**23,345,001**
341	General government		100,000	127,334	(27,334)
342	Safety		570,999	176,931	394,068
347	Recreation		457,999	81,277	376,722
34	*** Charges for current services**	**0**	**1,128,998**	**385,542**	**743,456**
351	Penalties and interest		1,800,000	557,643	1,242,357
35	*** Fines and forfeitures**	**0**	**1,800,000**	**557,643**	**1,242,357**
361	Interest on investments		700,000	418,293	281,707
362	Rental income		100,000	32,301	67,699
36	*** Interest & investment**	**0**	**800,000**	**450,594**	**349,406**
377	Miscellaneous general receipts		40,000	35,824	4,176
378	Miscellaneous program receipts		760,000	259,011	500,989
37	*** Other revenues**	**0**	**800,000**	**294,835**	**505,165**
741	Special Revenue Funds		15,713,440	3,749,736	11,963,704

[1] To be updated upon completion of Comprehensive Annual Financial Report for the fiscal year ended June 30, 2015.

County of Maui
Statement of Estimated and Actual Revenue
Revenue - Budget Ordinance
Fiscal Year Ending 6/30/2016 - as of 9/30/2015

10	*** GENERAL FUND Object * Char ** Subfund *** Fund	Prior Year Uncollected	Amended Annual Estimate	Year to Date Collected	Budget (Over)/Under
744	Other Governmental Funds		4,854,592	1,127,642	3,726,951
745	Proprietary Funds		5,327,487	59,983	5,267,504
74	*** Transfers in**	**0**	**25,895,519**	**4,937,361**	**20,958,159**
Subfund	**** General Fund**	**0**	**325,058,481**	**145,334,328**	**179,724,155**
321	Business licenses and permits		2,060,977	314,889	1,746,088
32	*** Licenses and permits**	**0**	**2,060,977**	**314,889**	**1,746,088**
Subfund	**** Liquor Control Fund**	**0**	**2,060,977**	**314,889**	**1,746,088**
Fund	***** GENERAL FUND**	**0**	**327,119,458**	**145,649,217**	**181,470,243**

Back to Top

County of Maui
Statement of Estimated and Actual Revenue
Revenue - Budget Ordinance
Fiscal Year Ending 6/30/2016 - as of 9/30/2015

11	*** SPECIAL REVENUE FUND Object * Char ** Subfund *** Fund	Prior Year Uncollected	Amended Annual Estimate	Year to Date Collected	Budget (Over)/Under
313	Franchise Tax		10,600,000		10,600,000
314	Fuel Tax		11,830,000	2,936,705	8,893,295
31	*** Taxes**	**0**	**22,430,000**	**2,936,705**	**19,493,295**
323	Motor vehicle licenses & fees		19,000,000	4,596,873	14,403,127
32	*** Licenses and permits**	**0**	**19,000,000**	**4,596,873**	**14,403,127**
343	Public Transit Bus Fare		2,500,000	655,165	1,844,835
34	*** Charges for current services**	**0**	**2,500,000**	**655,165**	**1,844,835**
378	Miscellaneous program receipts			80	(80)
37	*** Other revenues**	**0**	**0**	**80**	**(80)**
740	General Fund		75,000	18,750	56,250
744	Other Governmental Funds		340,000	85,000	255,000
74	*** Transfers in**	**0**	**415,000**	**103,750**	**311,250**
Subfund ** Highway Fund		**0**	**44,345,000**	**8,292,573**	**36,052,427**
322	Other licenses & permit			4,575	(4,575)
32	*** Licenses and permits**	**0**	**0**	**4,575**	**(4,575)**
335	Federal grants passed thru the			940	(940)
33	*** Intergovernmental revenues**	**0**	**0**	**940**	**(940)**
346	Waste management		47,827,100	11,976,677	35,850,423
34	*** Charges for current services**	**0**	**47,827,100**	**11,976,677**	**35,850,423**
378	Miscellaneous program receipts		40,000	379	39,621
37	*** Other revenues**	**0**	**40,000**	**379**	**39,621**
Subfund ** Sewer Fund		**0**	**47,867,100**	**11,982,571**	**35,884,529**
323	Motor vehicle licenses & fees		60,000	10,383	49,617
32	*** Licenses and permits**	**0**	**60,000**	**10,383**	**49,617**

County of Maui
Statement of Estimated and Actual Revenue
Revenue - Budget Ordinance
Fiscal Year Ending 6/30/2016 - as of 9/30/2015

11	*** SPECIAL REVENUE FUND Object * Char ** Subfund *** Fund	Prior Year Uncollected	Amended Annual Estimate	Year to Date Collected	Budget (Over)/Under
347	Recreation			5	(5)
34	*** Charges for current services**	**0**	**0**	**5**	**(5)**
741	Special Revenue Funds			66,420	(66,420)
74	*** Transfers in**	**0**	**0**	**66,420**	**(66,420)**
Subfund	**** Bikeway Fund**	**0**	**60,000**	**76,808**	**(16,808)**
344	Refuse		6,864,000	3,469,411	3,394,589
345	Landfill Disposal Fee		9,979,339	2,590,574	7,388,765
34	*** Charges for current services**	**0**	**16,843,339**	**6,059,985**	**10,783,354**
377	Miscellaneous general receipts			82	(82)
378	Miscellaneous program receipts			12,675	(12,675)
37	*** Other revenues**	**0**	**0**	**12,757**	**(12,757)**
740	General Fund		13,395,241	3,348,810	10,046,431
741	Special Revenue Funds		2,144,201	422,366	1,721,835
74	*** Transfers in**	**0**	**15,539,442**	**3,771,176**	**11,768,266**
Subfund	**** Solid Waste Fund**	**0**	**32,382,781**	**9,843,918**	**22,538,863**
Fund	***** SPECIAL REVENUE FUND**	**0**	**124,654,881**	**30,195,870**	**94,459,011**

Back to Top

County of Maui
Statement of Estimated and Actual Revenue
Revenue - Budget Ordinance
Fiscal Year Ending 6/30/2016 - as of 9/30/2015

12	*** DEBT SERVICE FUND Object * Char ** Subfund *** Fund	Prior Year Uncollected	Amended Annual Estimate	Year to Date Collected	Budget (Over)/Under
682	Interest and issuance costs		248,249	248,248	1
684	Principal		425,563	425,563	
68	*** Debt service**	**0**	**673,812**	**673,811**	**1**
Subfund	**** Debt Service Fund**	**0**	**673,812**	**673,811**	**1**
Fund	***** DEBT SERVICE FUND**	**0**	**673,812**	**673,811**	**1**

County of Maui
Statement of Estimated and Actual Revenue
Revenue - Budget Ordinance
Fiscal Year Ending 6/30/2016 - as of 9/30/2015

13	*** CAPITAL PROJECTS FUND Object * Char ** Subfund *** Fund	Prior Year Uncollected	Amended Annual Estimate	Year to Date Collected	Budget (Over)/Under
744	Other Governmental Funds		480,000		480,000
74	*** Transfers in**	**0**	**480,000**	**0**	**480,000**
Subfund	**** Parks Assessments CIP**	**0**	**480,000**	**0**	**480,000**
Fund	***** CAPITAL PROJECTS FUND**	**0**	**480,000**	**0**	**480,000**

Back to Top

County of Maui
Statement of Estimated and Actual Revenue
Revenue - Budget Ordinance
Fiscal Year Ending 6/30/2016 - as of 9/30/2015

15	*** ENTERPRISE FUND Object * Char ** Subfund *** Fund	Prior Year Uncollected	Amended Annual Estimate	Year to Date Collected	Budget (Over)/Under
347	Recreation		700,000	176,187	523,813
34	*** Charges for current services**	**0**	**700,000**	**176,187**	**523,813**
362	Rental income		302,412	87,159	215,253
36	*** Interest & investment**	**0**	**302,412**	**87,159**	**215,253**
740	General Fund		3,007,235	751,809	2,255,426
74	*** Transfers in**	**0**	**3,007,235**	**751,809**	**2,255,426**
Subfund	**** Golf Course Special Fund**	**0**	**4,009,647**	**1,015,155**	**2,994,492**
Fund	***** ENTERPRISE FUND**	**0**	**4,009,647**	**1,015,155**	**2,994,492**

County of Maui
Statement of Estimated and Actual Revenue
Revenue - Budget Ordinance
Fiscal Year Ending 6/30/2016 - as of 9/30/2015

25	*** UTILITY ENTERPRISE FUND Object * Char ** Subfund *** Fund	Prior Year Uncollected	Amended Annual Estimate	Year to Date Collected	Budget (Over)/Under
349	Water Sales		57,450,000	15,746,966	41,703,034
350	Other Revenue		874,340	243,051	631,289
34	*** Charges for current services**	**0**	**58,324,340**	**15,990,017**	**42,334,323**
361	Interest on investments		100,000	106,861	(6,861)
36	*** Interest & investment**	**0**	**100,000**	**106,861**	**(6,861)**
354	Other Non-Operating Revenue		23,000	214	22,786
37	*** Other revenues**	**0**	**23,000**	**214**	**22,786**
Subfund	**** DWS Revenue Fund**	**0**	**58,447,340**	**16,097,092**	**42,350,248**
372	Capital contributions			232,008	(232,008)
37	*** Other revenues**	**0**	**0**	**232,008**	**(232,008)**
Subfund	**** DWS Water System Development**	**0**	**0**	**232,008**	**(232,008)**
Fund	***** UTILITY ENTERPRISE FUND**	**0**	**58,447,340**	**16,329,100**	**42,118,240**
	Grand Total	**0**	**515,385,138**	**193,863,153**	**321,521,987**

II. Revenue

Back to Top

County of Maui
Statement of Estimated and Actual Revenue
Revenue - Appendices/Other
Fiscal Year Ending 6/30/2016 - as of 9/30/2015

11	*** SPECIAL REVENUE FUND Object * Char ** Subfund *** Fund	Prior Year Uncollected	Amended Annual Estimate	Year to Date Collected	Budget (Over)/Under
322	Other licenses & permit			8,219	(8,219)
324	Ocean Permits			200	(200)
32	*** Licenses and permits**	**0**	**0**	**8,419**	**(8,419)**
352	Fines		13,500	109,900	(96,400)
35	*** Fines and forfeitures**	**0**	**13,500**	**109,900**	**(96,400)**
361	Interest on investments			2,212	(2,212)
36	*** Interest & investment**	**0**	**0**	**2,212**	**(2,212)**
370	Misc income revolving		51,132	883,460	(832,328)
371	Operating contributions		68,845	63,041	5,805
378	Miscellaneous program receipts			390,893	(390,893)
37	*** Other revenues**	**0**	**119,977**	**1,337,394**	**(1,217,416)**
740	General Fund		26,597,525	26,597,525	
741	Special Revenue Funds		1,868,567		1,868,567
744	Other Governmental Funds		16,121,683		16,121,683
74	*** Transfers in**	**0**	**44,587,775**	**26,597,525**	**17,990,250**
Subfund	**** County Revolving Funds**	**0**	**44,721,252**	**28,055,450**	**16,665,803**
330	Federal grants	21,405	2,004,000	436,202	1,589,203
334	State grants		5,478,076	1,323,277	4,154,799
335	Federal grants passed thru the		4,205,708	2,382,343	1,823,365
33	*** Intergovernmental revenues**	**21,405**	**11,687,784**	**4,141,822**	**7,567,367**
370	Misc income revolving			21,161	(21,161)
371	Operating contributions		377,894	93,338	284,556
378	Miscellaneous program receipts			30,712	(30,712)
37	*** Other revenues**	**0**	**377,894**	**145,211**	**232,683**
741	Special Revenue Funds		820,278	253,464	566,814
74	*** Transfers in**	**0**	**820,278**	**253,464**	**566,814**

County of Maui
Statement of Estimated and Actual Revenue
Revenue - Appendices/Other
Fiscal Year Ending 6/30/2016 - as of 9/30/2015

11	*** SPECIAL REVENUE FUND Object * Char ** Subfund *** Fund	Prior Year Uncollected	Amended Annual Estimate	Year to Date Collected	Budget (Over)/Under
Subfund ** Intergovernmental Grant Fund		**21,405**	**12,885,956**	**4,540,497**	**8,366,864**
330	Federal grants		8,344,141	3,731,870	4,612,272
33	*** Intergovernmental revenues**	**0**	**8,344,141**	**3,731,870**	**4,612,272**
361	Interest on investments			1,968	(1,968)
36	*** Interest & investment**	**0**	**0**	**1,968**	**(1,968)**
Subfund ** Sec.8 Hud Housing Assistance		**0**	**8,344,141**	**3,733,838**	**4,610,304**
380	Assessment revenue			13,370	(13,370)
38	*** Assessments**	**0**	**0**	**13,370**	**(13,370)**
Subfund ** Special Parks Assessment		**0**	**0**	**13,370**	**(13,370)**
380	Assessment revenue			138,184	(138,184)
38	*** Assessments**	**0**	**0**	**138,184**	**(138,184)**
Subfund ** Special Sewer Assessment Fund		**0**	**0**	**138,184**	**(138,184)**
Fund	***** SPECIAL REVENUE FUND**	**21,405**	**65,951,349**	**36,481,339**	**29,491,417**

Back to Top

County of Maui
Statement of Estimated and Actual Revenue
Revenue - Appendices/Other
Fiscal Year Ending 6/30/2016 - as of 9/30/2015

13 *** CAPITAL PROJECTS FUND Object * Char ** Subfund *** Fund	Prior Year Uncollected	Amended Annual Estimate	Year to Date Collected	Budget (Over)/Under
334 State grants			152,109	(152,109)
33 * Intergovernmental revenues	**0**	**0**	**152,109**	**(152,109)**
Subfund ** State CIP Grants	**0**	**0**	**152,109**	**(152,109)**
335 Federal grants passed thru the		2,082,617	1,443,598	639,019
33 * Intergovernmental revenues	**0**	**2,082,617**	**1,443,598**	**639,019**
Subfund ** State CIP Grants - DOT	**0**	**2,082,617**	**1,443,598**	**639,019**
372 Capital contributions		1,992,909	1,992,909	
37 * Other revenues	**0**	**1,992,909**	**1,992,909**	**0**
Subfund ** Private CIP Contributions	**0**	**1,992,909**	**1,992,909**	**0**
733 SRF & USDA Loans		19,140,000	2,184,853	16,955,147
72 * Issuance of debt	**0**	**19,140,000**	**2,184,853**	**16,955,147**
Subfund ** State CIP Loans	**0**	**19,140,000**	**2,184,853**	**16,955,147**
743 Capital Projects Fund		1,000,000		1,000,000
744 Other Governmental Funds			1,000,000	(1,000,000)
74 * Transfers in	**0**	**1,000,000**	**1,000,000**	**0**
Subfund ** Lapsed Bond Projects	**0**	**1,000,000**	**1,000,000**	**0**
361 Interest on investments			5,081	(5,081)
36 * Interest & investment	**0**	**0**	**5,081**	**(5,081)**
Subfund ** 2008 GO Bond Issue	**0**	**0**	**5,081**	**(5,081)**
361 Interest on investments			600	(600)
36 * Interest & investment	**0**	**0**	**600**	**(600)**
Subfund ** 2010 B GO Bond Issue tax exmpt	**0**	**0**	**600**	**(600)**
361 Interest on investments			1	(1)

County of Maui
Statement of Estimated and Actual Revenue
Revenue - Appendices/Other
Fiscal Year Ending 6/30/2016 - as of 9/30/2015

13	*** CAPITAL PROJECTS FUND Object * Char ** Subfund *** Fund	Prior Year Uncollected	Amended Annual Estimate	Year to Date Collected	Budget (Over)/Under
36	*** Interest & investment**	**0**	**0**	**1**	**(1)**
Subfund **	**2010 A GO Bond Issue taxable**	**0**	**0**	**1**	**(1)**
361	Interest on investments			82	(82)
36	*** Interest & investment**	**0**	**0**	**82**	**(82)**
Subfund **	**2012 B GO Bond**	**0**	**0**	**82**	**(82)**
361	Interest on investments			255	(255)
36	*** Interest & investment**	**0**	**0**	**255**	**(255)**
Subfund **	**2014 GO Bond**	**0**	**0**	**255**	**(255)**
730	General Obligation Bonds		24,782,372		24,782,372
72	*** Issuance of debt**	**0**	**24,782,372**	**0**	**24,782,372**
743	Capital Projects Fund			18,723	(18,723)
74	*** Transfers in**	**0**	**0**	**18,723**	**(18,723)**
Subfund **	**2015 GO Bond**	**0**	**24,782,372**	**18,723**	**24,763,649**
Fund	***** CAPITAL PROJECTS FUND**	**0**	**48,997,898**	**6,798,211**	**42,199,687**

Back to Top

County of Maui
Statement of Estimated and Actual Revenue
Revenue - Appendices/Other
Fiscal Year Ending 6/30/2016 - as of 9/30/2015

25	*** UTILITY ENTERPRISE FUND Object * Char ** Subfund *** Fund	Prior Year Uncollected	Amended Annual Estimate	Year to Date Collected	Budget (Over)/Under
745	Proprietary Funds		5,000,000		5,000,000
74	*** Transfers in**	**0**	**5,000,000**	**0**	**5,000,000**
Subfund	**** County Revolving Funds**	**0**	**5,000,000**	**0**	**5,000,000**
330	Federal grants			595,441	(595,441)
33	*** Intergovernmental revenues**	**0**	**0**	**595,441**	**(595,441)**
733	SRF & USDA Loans		15,000,000	1,354,020	13,645,980
72	*** Issuance of debt**	**0**	**15,000,000**	**1,354,020**	**13,645,980**
Subfund	**** DWS State Fund**	**0**	**15,000,000**	**1,949,461**	**13,050,539**
361	Interest on investments			60	(60)
36	*** Interest & investment**	**0**	**0**	**60**	**(60)**
Subfund	**** DWS 1998 GO Bond Fund**	**0**	**0**	**60**	**(60)**
361	Interest on investments			692	(692)
36	*** Interest & investment**	**0**	**0**	**692**	**(692)**
Subfund	**** DWS 2007 GO Bond Fund**	**0**	**0**	**692**	**(692)**
361	Interest on investments			138	(138)
36	*** Interest & investment**	**0**	**0**	**138**	**(138)**
Subfund	**** DWS 2009-10-11 GO BOND FUND**	**0**	**0**	**138**	**(138)**
Fund	***** UTILITY ENTERPRISE FUND**	**0**	**20,000,000**	**1,950,351**	**18,049,649**
	Grand Total	**21,405**	**134,949,247**	**45,229,901**	**89,740,753**

Back to Top

II. Revenue

II.C. Grant Revenue Report

Back to Top

County of Maui

Office of the Mayor — Grant Revenues & Expenditures Quarterly Report - by Index and Fiscal Year as of 09/30/2015

Index	Index Title	FY	Beginning Fund Balance	Revenue	Expenditures	Transfers In	Transfers Out	Ending Fund Balance
106012	KAUNAKAKAI PUMPER APPARATUS	2012		(366,890.50)	366,890.50			0.00
				(366,890.50)	**366,890.50**	**0.00**	**0.00**	
106013	LANAI COMM HLTH CTR PRE-DEV	2013		(1,292.81)	1,292.81			0.00
				(1,292.81)	**1,292.81**	**0.00**	**0.00**	
106186	ENERGY EFFNCY/CONSVTN BLCK GRT	2012	200,619.68	(445,300.00)	209,788.64			(34,891.68)
106186	ENERGY EFFNCY/CONSVTN BLCK GRT	2013	(34,891.68)					(34,891.68)
106186	ENERGY EFFNCY/CONSVTN BLCK GRT	2014	(34,891.68)					(34,891.68)
106186	ENERGY EFFNCY/CONSVTN BLCK GRT	2015	(34,891.68)					(34,891.68)
106186	ENERGY EFFNCY/CONSVTN BLCK GRT	2016	(34,891.68)					(34,891.68)
				(445,300.00)	**209,788.64**	**0.00**	**0.00**	
106192	WORKFORCE INVESTMENT ACT (DLIR	2012	(36.40)		36.40			0.00
				0.00	**36.40**	**0.00**	**0.00**	
106193	WRKFRCE INVST ACT PY09-YOUTH	2012	427.68	(14,875.72)	14,448.04			0.00
				(14,875.72)	**14,448.04**	**0.00**	**0.00**	
106194	WRKFRCE INVST ACT PY09-ADULT	2012	(1,550.73)	(3,051.27)	4,602.00			0.00
				(3,051.27)	**4,602.00**	**0.00**	**0.00**	
106196	HTA PROD ENRCHMT PRG10 BT10-06	2012	(4,759.04)		2,000.00			(2,759.04)
106196	HTA PROD ENRCHMT PRG10 BT10-06	2013	(2,759.04)		2,759.04			0.00
				0.00	**4,759.04**	**0.00**	**0.00**	
106197	WRKFRCE INVST PY09-DSLCTD WRKR	2012	11,799.12	(11,799.12)				0.00
				(11,799.12)	**0.00**	**0.00**	**0.00**	
106341	CONSTRUCTION - HALE MAUNALOA	2014		(12,451.33)	12,451.33			0.00
				(12,451.33)	**12,451.33**	**0.00**	**0.00**	
116001	HALE MAKUA WLUKU SECURITY SYS	2012		(87,499.15)	87,499.15			0.00
				(87,499.15)	**87,499.15**	**0.00**	**0.00**	
116002	HALE MAKUA KAHULUI SECURITY SY	2012		(97,701.96)	97,701.96			0.00
				(97,701.96)	**97,701.96**	**0.00**	**0.00**	
116004	LANAI LANDFILL D6 BULLDOZER	2012		(6,249.96)	6,249.96			0.00
				(6,249.96)	**6,249.96**	**0.00**	**0.00**	
116005	HANA POLICE STATION REHABLTN	2012		(79,533.42)	79,533.42			0.00
				(79,533.42)	**79,533.42**	**0.00**	**0.00**	
116006	SOLAR PHOTOVOLTAIC INSTALLTN	2012	370,125.00	(500,000.00)	129,875.00			0.00

County of Maui

Office of the Mayor — Grant Revenues & Expenditures Quarterly Report - by Index and Fiscal Year as of 09/30/2015

Index	Index Title	FY	Beginning Fund Balance	Revenue	Expenditures	Transfers In	Transfers Out	Ending Fund Balance
				(500,000.00)	**129,875.00**	**0.00**	**0.00**	
116007	KAUNAKAKAI PUMPER APPARATUS	2012		(331,405.00)	331,405.00			0.00
				(331,405.00)	**331,405.00**	**0.00**	**0.00**	
116013	LANAI COMM HLTH CTR PRE-DEV	2013		(2.72)	2.72			0.00
				(2.72)	**2.72**	**0.00**	**0.00**	
116030	CDBG PROGRAM ADMIN FY2011	2012	27,263.75	(35,618.95)	9,876.70			1,521.50
116030	CDBG PROGRAM ADMIN FY2011	2013	1,521.50					1,521.50
116030	CDBG PROGRAM ADMIN FY2011	2014	1,521.50					1,521.50
116030	CDBG PROGRAM ADMIN FY2011	2015	1,521.50					1,521.50
116030	CDBG PROGRAM ADMIN FY2011	2016	1,521.50					1,521.50
				(35,618.95)	**9,876.70**	**0.00**	**0.00**	
116032	THE MAUI FARM REHABILITATION	2016			21,404.55			21,404.55
				0.00	**21,404.55**	**0.00**	**0.00**	
116188	HTA PROD ENRCHMT PRG11 BT10-06	2012	(288,075.57)		245,073.64			(43,001.93)
116188	HTA PROD ENRCHMT PRG11 BT10-06	2013	(43,001.93)		43,001.93			0.00
				0.00	**288,075.57**	**0.00**	**0.00**	
116192	WORKFORCE INVESTMENT ACT(WIA)	2012	18,941.48		(18,941.48)			0.00
				0.00	**(18,941.48)**	**0.00**	**0.00**	
116199	WRKFRCE INVST ACT PY10-YOUTH	2012	69,923.99	(238,560.83)	206,720.35			38,083.51
116199	WRKFRCE INVST ACT PY10-YOUTH	2013	38,083.51	(43,137.00)	5,053.49			0.00
				(281,697.83)	**211,773.84**	**0.00**	**0.00**	
116200	WRKFRCE INVST ACT PY10-ADULT	2012	152,000.00	(284,723.69)	138,562.50			5,838.81
116200	WRKFRCE INVST ACT PY10-ADULT	2013	5,838.81	(5,418.09)	(420.72)			0.00
				(290,141.78)	**138,141.78**	**0.00**	**0.00**	
116201	WRKFRCE INVST ACT PY10-ADMIN	2012	35,392.40	(95,781.41)	80,303.70			19,914.69
116201	WRKFRCE INVST ACT PY10-ADMIN	2013	19,914.69	(19,914.69)				0.00
				(115,696.10)	**80,303.70**	**0.00**	**0.00**	
116202	WRKFRCE INVST PY10 DSLCTD WRKR	2012	239,000.00	(449,512.19)	216,838.29			6,326.10
116202	WRKFRCE INVST PY10 DSLCTD WRKR	2013	6,326.10	(8,254.79)	1,928.69			0.00
				(457,766.98)	**218,766.98**	**0.00**	**0.00**	
116203	EASTER SEALS MAUI PHASE II	2015			19,744.00			19,744.00
116203	EASTER SEALS MAUI PHASE II	2016	19,744.00	(19,744.00)				0.00

Back to Top

County of Maui

Office of the Mayor — Grant Revenues & Expenditures Quarterly Report - by Index and Fiscal Year as of 09/30/2015

Index	Index Title	FY	Beginning Fund Balance	Revenue	Expenditures	Transfers In	Transfers Out	Ending Fund Balance
				(19,744.00)	**19,744.00**	**0.00**	**0.00**	
116215	ARRA09 ST ENERGY SCTR TRNG GRT	2012	2,173.37	(125,374.96)	270,824.18			147,622.59
116215	ARRA09 ST ENERGY SCTR TRNG GRT	2013	147,622.59	(203,289.91)	52,444.93			(3,222.39)
116215	ARRA09 ST ENERGY SCTR TRNG GRT	2014	(3,222.39)					(3,222.39)
116215	ARRA09 ST ENERGY SCTR TRNG GRT	2015	(3,222.39)					(3,222.39)
116215	ARRA09 ST ENERGY SCTR TRNG GRT	2016	(3,222.39)					(3,222.39)
				(328,664.87)	**323,269.11**	**0.00**	**0.00**	
116342	CONSTRUCTION - HALE MAUNALOA	2014		(28,099.80)	28,099.80			0.00
				(28,099.80)	**28,099.80**	**0.00**	**0.00**	
126000	MPD EMRGCY RSPNSE VEHCLE HANA	2012		(102.84)	102.84			0.00
126000	MPD EMRGCY RSPNSE VEHCLE HANA	2013		(34,816.85)	34,816.85			0.00
126000	MPD EMRGCY RSPNSE VEHCLE HANA	2014		(19,600.41)	19,600.41			0.00
				(54,520.10)	**54,520.10**	**0.00**	**0.00**	
126001	EMRGNCY GNRTR-WAKIU WELLHANA	2013		(55,458.00)	55,458.00			0.00
				(55,458.00)	**55,458.00**	**0.00**	**0.00**	
126002	HALE MAUNALOA CONSTRCTN MOLKAI	2013		(350,000.00)	350,000.00			0.00
				(350,000.00)	**350,000.00**	**0.00**	**0.00**	
126003	KA HALE A KE OLA REHABTN/IMPRV	2012		(154,349.22)	269,308.21			114,958.99
126003	KA HALE A KE OLA REHABTN/IMPRV	2013	114,958.99	(159,378.91)	44,419.92			0.00
				(313,728.13)	**313,728.13**	**0.00**	**0.00**	
126004	PHOTOVOLTC MFSS WLUKU WEINBRG	2012		(232,427.12)	232,427.12			0.00
126004	PHOTOVOLTC MFSS WLUKU WEINBRG	2013		(50,872.88)	50,872.88			0.00
				(283,300.00)	**283,300.00**	**0.00**	**0.00**	
126030	CDBG PROGRAM ADMIN FY2012	2012		(261,933.77)	286,608.76			24,674.99
126030	CDBG PROGRAM ADMIN FY2012	2013	24,674.99	(40,947.93)	16,504.54			231.60
126030	CDBG PROGRAM ADMIN FY2012	2014	231.60					231.60
126030	CDBG PROGRAM ADMIN FY2012	2015	231.60	(231.60)				0.00
				(303,113.30)	**303,113.30**	**0.00**	**0.00**	
126188	HTA PRODUCT ENRICHMENT FY12	2012		(397,000.00)	117,657.53			(279,342.47)
126188	HTA PRODUCT ENRICHMENT FY12	2013	(279,342.47)		278,467.47			(875.00)
126188	HTA PRODUCT ENRICHMENT FY12	2014	(875.00)	875.00				0.00
				(396,125.00)	**396,125.00**	**0.00**	**0.00**	

County of Maui

Office of the Mayor — Grant Revenues & Expenditures Quarterly Report - by Index and Fiscal Year as of 09/30/2015

Index	Index Title	FY	Beginning Fund Balance	Revenue	Expenditures	Transfers In	Transfers Out	Ending Fund Balance
126192	WRKFORCE INVSTMNT ACT(WIA)PY01	2012	(18,941.48)		18,941.48			0.00
				0.00	**18,941.48**	**0.00**	**0.00**	
126198	MOLOKAI YOUTH OPPORTUNITY-DOL	2012	630.00					630.00
126198	MOLOKAI YOUTH OPPORTUNITY-DOL	2013	630.00					630.00
126198	MOLOKAI YOUTH OPPORTUNITY-DOL	2014	630.00					630.00
126198	MOLOKAI YOUTH OPPORTUNITY-DOL	2015	630.00					630.00
126198	MOLOKAI YOUTH OPPORTUNITY-DOL	2016	630.00					630.00
				0.00	**0.00**	**0.00**	**0.00**	
126199	WRKFRCE INVST ACT PY11-YOUTH	2012			21,201.95			21,201.95
126199	WRKFRCE INVST ACT PY11-YOUTH	2013	21,201.95	(186,986.99)	281,747.94			115,962.90
126199	WRKFRCE INVST ACT PY11-YOUTH	2014	115,962.90	(123,266.58)	7,303.68			(0.00)
				(310,253.57)	**310,253.57**	**0.00**	**0.00**	
126200	WRKFRCE INVST ACT PY11-ADULT	2012		(54,686.59)	137,747.96			83,061.37
126200	WRKFRCE INVST ACT PY11-ADULT	2013	83,061.37	(233,175.27)	148,945.59			(1,168.31)
126200	WRKFRCE INVST ACT PY11-ADULT	2014	(1,168.31)	(8,849.45)	10,017.76			0.00
				(296,711.31)	**296,711.31**	**0.00**	**0.00**	
126201	WRKFRCE INVST ACT PY11-ADMIN	2012		(55,180.85)	77,649.49			22,468.64
126201	WRKFRCE INVST ACT PY11-ADMIN	2013	22,468.64	(36,856.02)	27,548.86			13,161.48
126201	WRKFRCE INVST ACT PY11-ADMIN	2014	13,161.48	(10,906.35)				2,255.13
126201	WRKFRCE INVST ACT PY11-ADMIN	2015	2,255.13					2,255.13
126201	WRKFRCE INVST ACT PY11-ADMIN	2016	2,255.13					2,255.13
				(102,943.22)	**105,198.35**	**0.00**	**0.00**	
126202	WRKFRCE INVST PY11 DSLCTD WRKR	2012		(23,999.23)	147,000.00			123,000.77
126202	WRKFRCE INVST PY11 DSLCTD WRKR	2013	123,000.77	(276,541.97)	213,386.74			59,845.54
126202	WRKFRCE INVST PY11 DSLCTD WRKR	2014	59,845.54	(15,718.94)	(41,074.50)			3,052.10
126202	WRKFRCE INVST PY11 DSLCTD WRKR	2015	3,052.10					3,052.10
126202	WRKFRCE INVST PY11 DSLCTD WRKR	2016	3,052.10					3,052.10
				(316,260.14)	**319,312.24**	**0.00**	**0.00**	
126343	CONSTRUCTION OF HALE MAUNALOA	2014		(203,171.87)	203,171.87			0.00
				(203,171.87)	**203,171.87**	**0.00**	**0.00**	
136003	CDBG PROGRAM ADMIN FY2013	2013		(229,695.34)	252,021.51			22,326.17
136003	CDBG PROGRAM ADMIN FY2013	2014	22,326.17	(32,875.36)	10,549.19			(0.00)
136003	CDBG PROGRAM ADMIN FY2013	2016	25.50					25.50

Back to Top

County of Maui

Office of the Mayor — Grant Revenues & Expenditures Quarterly Report - by Index and Fiscal Year as of 09/30/2015

Index	Index Title	FY	Beginning Fund Balance	Revenue	Expenditures	Transfers In	Transfers Out	Ending Fund Balance
				(262,570.70)	**262,570.70**	**0.00**	**0.00**	
136063	ADA WHEELCHAIR RAMP FY2003	2012	(32,126.39)					(32,126.39)
136063	ADA WHEELCHAIR RAMP FY2003	2013	(32,126.39)					(32,126.39)
136063	ADA WHEELCHAIR RAMP FY2003	2014	(32,126.39)		32,126.39			0.00
				0.00	**32,126.39**	**0.00**	**0.00**	
136103	LANAI COMM LAND ACQUISITION	2014		(383,890.21)	383,890.21			0.00
136103	LANAI COMM LAND ACQUISITION	2015		(5,568.81)	5,568.81			0.00
				(389,459.02)	**389,459.02**	**0.00**	**0.00**	
136106	THE MAUI FARM REHABILITATION	2016			15,733.18			15,733.18
				0.00	**15,733.18**	**0.00**	**0.00**	
136187	HAWAII ST COMM/STATUS WOMEN	2013		(3,000.00)	2,598.60			(401.40)
136187	HAWAII ST COMM/STATUS WOMEN	2014	(401.40)		(247.92)			(649.32)
136187	HAWAII ST COMM/STATUS WOMEN	2015	(649.32)					(649.32)
136187	HAWAII ST COMM/STATUS WOMEN	2016	(649.32)					(649.32)
				(3,000.00)	**2,350.68**	**0.00**	**0.00**	
136188	HTA PRODUCT ENRICHMENT CY13	2013		(400,000.00)	145,971.96			(254,028.04)
136188	HTA PRODUCT ENRICHMENT CY13	2014	(254,028.04)		244,028.04			(10,000.00)
136188	HTA PRODUCT ENRICHMENT CY13	2015	(10,000.00)		10,000.00			0.00
				(400,000.00)	**400,000.00**	**0.00**	**0.00**	
136199	WIA YOUTH PROGRAM - PY2012	2014		(299,094.42)	300,074.54			980.12
136199	WIA YOUTH PROGRAM - PY2012	2015	980.12	(1,314.54)				(334.42)
136199	WIA YOUTH PROGRAM - PY2012	2016	(334.42)					(334.42)
				(300,408.96)	**300,074.54**	**0.00**	**0.00**	
136200	WIA ADULT PROGRAM - PY2012	2013		(54,224.18)	102,000.00			47,775.82
136200	WIA ADULT PROGRAM - PY2012	2014	47,775.82	(211,066.74)	196,306.35			33,015.43
136200	WIA ADULT PROGRAM - PY2012	2015	33,015.43	(34,187.60)				(1,172.17)
136200	WIA ADULT PROGRAM - PY2012	2016	(1,172.17)					(1,172.17)
				(299,478.52)	**298,306.35**	**0.00**	**0.00**	
136201	WIA ADMINISTRATIVE PY2012	2013		(33,566.87)	47,307.67			13,740.80
136201	WIA ADMINISTRATIVE PY2012	2014	13,740.80	(56,115.22)	37,887.53			(4,486.89)
136201	WIA ADMINISTRATIVE PY2012	2015	(4,486.89)	(3,318.20)				(7,805.09)
136201	WIA ADMINISTRATIVE PY2012	2016	(7,805.09)					(7,805.09)

County of Maui

Office of the Mayor — Grant Revenues & Expenditures Quarterly Report - by Index and Fiscal Year as of 09/30/2015

Index	Index Title	FY	Beginning Fund Balance	Revenue	Expenditures	Transfers In	Transfers Out	Ending Fund Balance
				(93,000.29)	**85,195.20**	**0.00**	**0.00**	
136202	WIA DISLOCATED WORKER PY2012	2013			42,000.00			42,000.00
136202	WIA DISLOCATED WORKER PY2012	2014	42,000.00	(230,657.32)	190,045.30			1,387.98
136202	WIA DISLOCATED WORKER PY2012	2015	1,387.98	(5,401.94)				(4,013.96)
136202	WIA DISLOCATED WORKER PY2012	2016	(4,013.96)					(4,013.96)
				(236,059.26)	**232,045.30**	**0.00**	**0.00**	
136203	EASTER SEALS MAUI PHASE II	2013			39,601.02			39,601.02
136203	EASTER SEALS MAUI PHASE II	2014	39,601.02	(224,246.82)	184,645.80			(0.00)
136203	EASTER SEALS MAUI PHASE II	2015		(135,753.18)	156,009.18			20,256.00
136203	EASTER SEALS MAUI PHASE II	2016	20,256.00	(20,256.00)				0.00
				(380,256.00)	**380,256.00**	**0.00**	**0.00**	
146301	WKFORCE INVESTMENT ACT ADMIN	2014		(10,652.71)	35,744.86			25,092.15
146301	WKFORCE INVESTMENT ACT ADMIN	2015	25,092.15	(74,939.92)	52,935.51			3,087.74
146301	WKFORCE INVESTMENT ACT ADMIN	2016	3,087.74	(3,400.94)	3,054.21			2,741.01
				(88,993.57)	**91,734.58**	**0.00**	**0.00**	
146302	WKFORCE INVESTMENT ACT DWP	2014		(38,150.17)	96,000.00			57,849.83
146302	WKFORCE INVESTMENT ACT DWP	2015	57,849.83	(162,647.44)	217,282.06			112,484.45
146302	WKFORCE INVESTMENT ACT DWP	2016	112,484.45	(112,239.24)	3,180.05			3,425.26
				(313,036.85)	**316,462.11**	**0.00**	**0.00**	
146303	WKFORCE INVESTMENT ACT ADULT	2014			30,997.05			30,997.05
146303	WKFORCE INVESTMENT ACT ADULT	2015	30,997.05	(136,915.55)	218,870.94			112,952.44
146303	WKFORCE INVESTMENT ACT ADULT	2016	112,952.44	(113,792.35)				(839.91)
				(250,707.90)	**249,867.99**	**0.00**	**0.00**	
146304	WKFORCE INVESTMENT ACT YOUTH	2014			51,295.14			51,295.14
146304	WKFORCE INVESTMENT ACT YOUTH	2015	51,295.14	(265,893.71)	203,177.70			(11,420.87)
146304	WKFORCE INVESTMENT ACT YOUTH	2016	(11,420.87)	(6,487.87)	10,634.63			(7,274.11)
				(272,381.58)	**265,107.47**	**0.00**	**0.00**	
146305	HTA PRODUCT ENRICHMENT CY14	2014		(400,000.00)	171,965.64			(228,034.36)
146305	HTA PRODUCT ENRICHMENT CY14	2015	(228,034.36)		228,021.80			(12.56)
146305	HTA PRODUCT ENRICHMENT CY14	2016	(12.56)					(12.56)
				(400,000.00)	**399,987.44**	**0.00**	**0.00**	
146340	LANAI BRUSH TRUCK	2015		(124,500.00)	124,500.00			0.00

Back to Top

County of Maui

Office of the Mayor — Grant Revenues & Expenditures Quarterly Report - by Index and Fiscal Year as of 09/30/2015

Index	Index Title	FY	Beginning Fund Balance	Revenue	Expenditures	Transfers In	Transfers Out	Ending Fund Balance
				(124,500.00)	**124,500.00**	**0.00**	**0.00**	
146341	MOLOKAI LANDFILL DUMP TRUCK	2015		(183,205.90)	183,205.90			0.00
				(183,205.90)	**183,205.90**	**0.00**	**0.00**	
146342	HANA LANDFILL WATER TRUCK	2015		(230,815.37)	233,034.17			2,218.80
146342	HANA LANDFILL WATER TRUCK	2016	2,218.80	(2,218.80)				0.00
				(233,034.17)	**233,034.17**	**0.00**	**0.00**	
146343	WOMEN HELPING WOMEN DOM VIOLEN	2015		(6,830.72)	6,830.72			0.00
146343	WOMEN HELPING WOMEN DOM VIOLEN	2016		(6,904.55)	6,904.55			0.00
				(13,735.27)	**13,735.27**	**0.00**	**0.00**	
146345	LANAI COMM HEALTH CTR INFRAS	2015		(11,112.19)	11,112.19			0.00
146345	LANAI COMM HEALTH CTR INFRAS	2016			313,595.00			313,595.00
				(11,112.19)	**324,707.19**	**0.00**	**0.00**	
146346	CDBG PROGRAM ADMIN FY2014	2014		(213,610.14)	266,897.19			53,287.05
146346	CDBG PROGRAM ADMIN FY2014	2015	53,287.05	(63,869.91)	12,796.33			2,213.47
146346	CDBG PROGRAM ADMIN FY2014	2016	2,213.47	(24,749.53)	23,431.21			895.15
				(302,229.58)	**303,124.73**	**0.00**	**0.00**	
156017	LANAI COMMNTY HEALTH CTR-RPRG	2013		(16,543.61)	16,543.61			0.00
				(16,543.61)	**16,543.61**	**0.00**	**0.00**	
156187	HAWAII ST COMM/STATUS WOMEN	2015		(5,000.00)	2,978.40			(2,021.60)
156187	HAWAII ST COMM/STATUS WOMEN	2016	(2,021.60)		1,790.88			(230.72)
				(5,000.00)	**4,769.28**	**0.00**	**0.00**	
156188	INNOVATE HAWAII	2015		(10,000.00)	10,000.00			0.00
				(10,000.00)	**10,000.00**	**0.00**	**0.00**	
156198	MOLOKAI YOUTH OPPRTUNITY 05DOL	2012	(630.00)					(630.00)
156198	MOLOKAI YOUTH OPPRTUNITY 05DOL	2013	(630.00)					(630.00)
156198	MOLOKAI YOUTH OPPRTUNITY 05DOL	2014	(630.00)					(630.00)
156198	MOLOKAI YOUTH OPPRTUNITY 05DOL	2015	(630.00)					(630.00)
156198	MOLOKAI YOUTH OPPRTUNITY 05DOL	2016	(630.00)					(630.00)
				0.00	**0.00**	**0.00**	**0.00**	
156301	WKFORCE INVEST'T ACT ADMIN	2015			31,614.59			31,614.59
156301	WKFORCE INVEST'T ACT ADMIN	2016	31,614.59	(21,892.66)	14,235.99			23,957.92
				(21,892.66)	**45,850.58**	**0.00**	**0.00**	

County of Maui

Office of the Mayor — Grant Revenues & Expenditures Quarterly Report - by Index and Fiscal Year as of 09/30/2015

Index	Index Title	FY	Beginning Fund Balance	Revenue	Expenditures	Transfers In	Transfers Out	Ending Fund Balance
156302	WKFORCE INVESTMENT ACT DWP	2015			121,096.22			121,096.22
156302	WKFORCE INVESTMENT ACT DWP	2016	121,096.22	(147,874.21)	25,042.00			(1,735.99)
				(147,874.21)	**146,138.22**	**0.00**	**0.00**	
156303	THE MAUI FARM REHABILITATION	2015		(1,023.36)	1,023.36			0.00
156303	THE MAUI FARM REHABILITATION	2016		(34,690.14)	125,724.64			91,034.50
				(35,713.50)	**126,748.00**	**0.00**	**0.00**	
156304	MAUI FOOD BANK REHAB	2015		(12,977.36)	15,914.67			2,937.31
156304	MAUI FOOD BANK REHAB	2016	2,937.31	(254,779.54)	327,139.95			75,297.72
				(267,756.90)	**343,054.62**	**0.00**	**0.00**	
156305	WKFORCE INVESTM'T ACT ADULT	2015			116,644.33			116,644.33
156305	WKFORCE INVESTM'T ACT ADULT	2016	116,644.33	(149,630.16)	31,005.47			(1,980.36)
				(149,630.16)	**147,649.80**	**0.00**	**0.00**	
156306	WKFORCE INVESTMENT ACT YOUTH	2015			103,376.05			103,376.05
156306	WKFORCE INVESTMENT ACT YOUTH	2016	103,376.05	(170,752.95)	51,364.50			(16,012.40)
				(170,752.95)	**154,740.55**	**0.00**	**0.00**	
156308	HTA PRODUCT ENRICHMENT CY14	2015		(250,000.00)	102,009.12			(147,990.88)
156308	HTA PRODUCT ENRICHMENT CY14	2016	(147,990.88)		80,664.10			(67,326.78)
				(250,000.00)	**182,673.22**	**0.00**	**0.00**	
156309	HSEO MAUI ENERGY CONFERENCE	2015		(20,000.00)	20,000.00			0.00
				(20,000.00)	**20,000.00**	**0.00**	**0.00**	
156346	CDBG PROGRAM ADMIN FY15	2015		(259,908.41)	294,526.16			34,617.75
156346	CDBG PROGRAM ADMIN FY15	2016	34,592.25	(49,915.15)	16,202.19			879.29
				(309,823.56)	**310,728.35**	**0.00**	**0.00**	
166023	KAUNAKAKAI PUMPER APPARATUS	2012		(12,338.87)	12,338.87			0.00
				(12,338.87)	**12,338.87**	**0.00**	**0.00**	
166122	COQUI FROG ERADCTN ACT51 SLH04	2012	99,996.23					99,996.23
166122	COQUI FROG ERADCTN ACT51 SLH04	2013	99,996.23					99,996.23
166122	COQUI FROG ERADCTN ACT51 SLH04	2014	99,996.23					99,996.23
166122	COQUI FROG ERADCTN ACT51 SLH04	2015	99,996.23					99,996.23
166122	COQUI FROG ERADCTN ACT51 SLH04	2016	99,996.23					99,996.23
				0.00	**0.00**	**0.00**	**0.00**	
166123	DLNR M'LAEA HARBOR SEWAGE P/O	2012	30,000.00					30,000.00

Back to Top

County of Maui

Office of the Mayor — Grant Revenues & Expenditures Quarterly Report - by Index and Fiscal Year as of 09/30/2015

Index	Index Title	FY	Beginning Fund Balance	Revenue	Expenditures	Transfers In	Transfers Out	Ending Fund Balance
166123	DLNR M'LAEA HARBOR SEWAGE P/O	2013	30,000.00					30,000.00
166123	DLNR M'LAEA HARBOR SEWAGE P/O	2014	30,000.00					30,000.00
166123	DLNR M'LAEA HARBOR SEWAGE P/O	2015	30,000.00					30,000.00
166123	DLNR M'LAEA HARBOR SEWAGE P/O	2016	30,000.00					30,000.00
				0.00	**0.00**	**0.00**	**0.00**	
166124	NOAA/HIHWNMS-MAALAEA HARBOR SW	2012	10,000.00					10,000.00
166124	NOAA/HIHWNMS-MAALAEA HARBOR SW	2013	10,000.00					10,000.00
166124	NOAA/HIHWNMS-MAALAEA HARBOR SW	2014	10,000.00					10,000.00
166124	NOAA/HIHWNMS-MAALAEA HARBOR SW	2015	10,000.00					10,000.00
166124	NOAA/HIHWNMS-MAALAEA HARBOR SW	2016	10,000.00					10,000.00
				0.00	**0.00**	**0.00**	**0.00**	
166785	HAWAII ST COMM/STATUS WOMEN	2016		(4,000.00)				(4,000.00)
				(4,000.00)	**0.00**	**0.00**	**0.00**	
166815	CDBG PROGRAM ADMIN FY16	2016			15,692.82			15,692.82
				0.00	**15,692.82**	**0.00**	**0.00**	
176062	HOUSING REHAB LOAN PROJECT INC	2012		(15,000.00)	15,000.00			0.00
176062	HOUSING REHAB LOAN PROJECT INC	2013		(102.85)				(102.85)
176062	HOUSING REHAB LOAN PROJECT INC	2014	(102.85)	(13,093.60)				(13,196.45)
176062	HOUSING REHAB LOAN PROJECT INC	2015	(13,196.45)					(13,196.45)
176062	HOUSING REHAB LOAN PROJECT INC	2016	(13,196.45)					(13,196.45)
				(28,196.45)	**15,000.00**	**0.00**	**0.00**	
186019	MALAMA FAMILY RECOVERY CTR	2012	21,867.20	(21,867.20)				0.00
				(21,867.20)	**0.00**	**0.00**	**0.00**	
186020	KAUNAKAI PUMPER APPARATUS	2012		(11,705.80)	11,705.80			0.00
				(11,705.80)	**11,705.80**	**0.00**	**0.00**	
186021	EMERGENCY GENERATOR PROJECT	2013		(23,152.50)	23,152.50			0.00
186021	EMERGENCY GENERATOR PROJECT	2014		(8,734.50)	8,734.50			0.00
				(31,887.00)	**31,887.00**	**0.00**	**0.00**	
186023	LANAI COMM HLTH CTR PRE-DEV	2014		(24,775.13)	24,775.13			0.00
				(24,775.13)	**24,775.13**	**0.00**	**0.00**	
196003	HANA NUTRITION CTR CONSTRCTN	2012			30,000.00			30,000.00
196003	HANA NUTRITION CTR CONSTRCTN	2013	30,000.00	(30,000.00)				0.00

County of Maui

Office of the Mayor — Grant Revenues & Expenditures Quarterly Report - by Index and Fiscal Year as of 09/30/2015

Index	Index Title	FY	Beginning Fund Balance	Revenue	Expenditures	Transfers In	Transfers Out	Ending Fund Balance
				(30,000.00)	**30,000.00**	**0.00**	**0.00**	
196004	LANAI COMM HEALTH CTR FACILTY	2012	5,961.05	(19,869.06)	19,804.01			5,896.00
196004	LANAI COMM HEALTH CTR FACILTY	2013	5,896.00	(11,910.08)	6,014.08			0.00
				(31,779.14)	**25,818.09**	**0.00**	**0.00**	
196007	LANAI COMM HLTH CTR PREDV-RPRG	2013		(7,150.34)	7,150.34			0.00
196007	LANAI COMM HLTH CTR PREDV-RPRG	2014		(4,455.83)	4,455.83			0.00
				(11,606.17)	**11,606.17**	**0.00**	**0.00**	
196009	KAUNAKAKAI PUMPER APPARATUS	2012		(7,659.83)	7,659.83			0.00
				(7,659.83)	**7,659.83**	**0.00**	**0.00**	
196020	PROJECT IMPACT BDRC FEMA	2012	13,279.05					13,279.05
196020	PROJECT IMPACT BDRC FEMA	2013	13,279.05					13,279.05
196020	PROJECT IMPACT BDRC FEMA	2014	13,279.05					13,279.05
196020	PROJECT IMPACT BDRC FEMA	2015	13,279.05					13,279.05
196020	PROJECT IMPACT BDRC FEMA	2016	13,279.05					13,279.05
				0.00	**0.00**	**0.00**	**0.00**	
196037	STORMS 12/4-7/07 FEMA#1743DRHI	2012	(117,575.48)	(130,613.53)	76,147.66			(172,041.35)
196037	STORMS 12/4-7/07 FEMA#1743DRHI	2013	(172,041.35)					(172,041.35)
196037	STORMS 12/4-7/07 FEMA#1743DRHI	2014	(172,041.35)					(172,041.35)
196037	STORMS 12/4-7/07 FEMA#1743DRHI	2015	(172,041.35)					(172,041.35)
196037	STORMS 12/4-7/07 FEMA#1743DRHI	2016	(172,041.35)					(172,041.35)
				(130,613.53)	**76,147.66**	**0.00**	**0.00**	
196198	ARRA09 WRKFRCE INVST ACT-ADMN	2012	(10,585.43)	(2,120.37)	12,657.14			(48.66)
196198	ARRA09 WRKFRCE INVST ACT-ADMN	2013	(48.66)					(48.66)
196198	ARRA09 WRKFRCE INVST ACT-ADMN	2014	(48.66)		48.66			0.00
				(2,120.37)	**12,705.80**	**0.00**	**0.00**	
196201	ARRA09 WKFRCE INVST ACT-ADULT	2012	2,377.66	(2,377.66)				0.00
				(2,377.66)	**0.00**	**0.00**	**0.00**	
196202	ARRA09 WKFRC INVST DSLTD-WRKR	2012	1,602.44	(1,051.44)	(551.00)			0.00
				(1,051.44)	**(551.00)**	**0.00**	**0.00**	
196205	HAZARD MITIGATN KULA AG PARK	2012	591,450.00	(610,229.00)	22,461.12			3,682.12
196205	HAZARD MITIGATN KULA AG PARK	2013	3,682.12	(3,682.12)				0.00
196205	HAZARD MITIGATN KULA AG PARK	2014			14,100.00			14,100.00

Back to Top

County of Maui

Office of the Mayor

Grant Revenues & Expenditures Quarterly Report - by Index and Fiscal Year as of 09/30/2015

Index	Index Title	FY	Beginning Fund Balance	Revenue	Expenditures	Transfers In	Transfers Out	Ending Fund Balance
196205	HAZARD MITIGATN KULA AG PARK	2015	14,100.00	(181,924.00)	167,824.00			0.00
				(795,835.12)	**204,385.12**	**0.00**	**0.00**	
	Grand Total			**(13,611,038.93)**	**12,568,535.60**	**0.00**	**0.00**	

County of Maui

Management

Grant Revenues & Expenditures Quarterly Report - by Index and Fiscal Year as of 09/30/2015

Index	Index Title	FY	Beginning Fund Balance	Revenue	Expenditures	Transfers In	Transfers Out	Ending Fund Balance
106055	ENERGY EMERGENCY PLANNING	2012	(4,575.09)					(4,575.09)
106055	ENERGY EMERGENCY PLANNING	2013	(4,575.09)					(4,575.09)
106055	ENERGY EMERGENCY PLANNING	2014	(4,575.09)					(4,575.09)
106055	ENERGY EMERGENCY PLANNING	2015	(4,575.09)					(4,575.09)
106055	ENERGY EMERGENCY PLANNING	2016	(4,575.09)					(4,575.09)
				0.00	**0.00**	**0.00**	**0.00**	
136801	DELL ONLINE SELF-DISPATCH PRG	2013		(4,050.00)				(4,050.00)
136801	DELL ONLINE SELF-DISPATCH PRG	2014	(4,050.00)	(2,080.00)				(6,130.00)
136801	DELL ONLINE SELF-DISPATCH PRG	2015	(6,130.00)	(21,147.71)				(27,277.71)
136801	DELL ONLINE SELF-DISPATCH PRG	2016	(27,277.71)	(120.00)				(27,397.71)
				(27,397.71)	**0.00**	**0.00**	**0.00**	
	Grand Total			**(27,397.71)**	**0.00**	**0.00**	**0.00**	

Back to Top

County of Maui

Prosecuting Attorney — **Grant Revenues & Expenditures Quarterly Report - by Index and Fiscal Year as of 09/30/2015**

Index	Index Title	FY	Beginning Fund Balance	Revenue	Expenditures	Transfers In	Transfers Out	Ending Fund Balance
106138	FOOD STAMP PRG PROSECUTIONS	2012		(1,237.62)	1,237.62			0.00
106138	FOOD STAMP PRG PROSECUTIONS	2013		(213.01)	213.01			0.00
106138	FOOD STAMP PRG PROSECUTIONS	2014		(1,421.12)	1,421.12			0.00
				(2,871.75)	**2,871.75**	**0.00**	**0.00**	
106149	E BYRNE MEMRL GNT 2009DJBX0290	2012	(87,480.63)	(313.52)				(87,794.15)
106149	E BYRNE MEMRL GNT 2009DJBX0290	2013	(87,794.15)	(139.81)	71,425.46			(16,508.50)
106149	E BYRNE MEMRL GNT 2009DJBX0290	2014	(16,508.50)	4,982.94	11,525.56			0.00
				4,529.61	**82,951.02**	**0.00**	**0.00**	
106153	ARRA09 E BYRNE MEMORIAL JAG	2012	25,687.56	(140,012.00)	114,324.44			0.00
				(140,012.00)	**114,324.44**	**0.00**	**0.00**	
106155	ARRA09 VOCA PRG 2009 09SG01	2012	228.52	(3,406.00)	3,177.48			0.00
				(3,406.00)	**3,177.48**	**0.00**	**0.00**	
116102	VICTIM/WITNESS ASSTNCE PRG 11	2012	9,240.00	(9,240.00)				0.00
				(9,240.00)	**0.00**	**0.00**	**0.00**	
116110	CAREER CRIMINAL PROSCTN FY11	2012	22,032.75	(23,627.00)	1,594.25			0.00
				(23,627.00)	**1,594.25**	**0.00**	**0.00**	
116140	SPEC NEEDS ADVCACY PRG 08VA01	2012	64,878.56	(154,988.00)	90,109.44			(0.00)
				(154,988.00)	**90,109.44**	**0.00**	**0.00**	
116148	DOMESTIC VIOLENCE VAWA	2012	(611.50)	(49,404.00)	50,015.50			0.00
				(49,404.00)	**50,015.50**	**0.00**	**0.00**	
116149	E BYRNE MEMRL/POLICE ARRA	2012	17,399.48	(47,440.27)	65,705.76	(17,399.48)		18,265.49
116149	E BYRNE MEMRL/POLICE ARRA	2013	18,265.49	(18,265.49)				0.00
				(65,705.76)	**65,705.76**	**(17,399.48)**	**0.00**	
116157	SW BASIC TRIAL ADVOCACY TRNG	2012	22,141.87	(22,141.87)				0.00
				(22,141.87)	**0.00**	**0.00**	**0.00**	
116174	DEFENDANT/WITNESS TRIAL PRG11	2012	25,478.12	(25,478.12)				0.00
				(25,478.12)	**0.00**	**0.00**	**0.00**	
126103	VICTIM/WITNESS ASSTNCE FY12	2012		(35,979.00)	47,972.00			11,993.00
126103	VICTIM/WITNESS ASSTNCE FY12	2013	11,993.00	(11,993.00)				0.00
				(47,972.00)	**47,972.00**	**0.00**	**0.00**	
126110	CAREER CRIMINAL PROSCTN FY12	2012		(91,992.00)	144,569.88	(22,600.00)		29,977.88
126110	CAREER CRIMINAL PROSCTN FY12	2013	29,977.88	(29,977.88)				0.00

County of Maui

Prosecuting Attorney — Grant Revenues & Expenditures Quarterly Report - by Index and Fiscal Year as of 09/30/2015

Index	Index Title	FY	Beginning Fund Balance	Revenue	Expenditures	Transfers In	Transfers Out	Ending Fund Balance
				(121,969.88)	**144,569.88**	**(22,600.00)**	**0.00**	
126140	SPEC NEEDS ADVCACY PRG	2012		(145,000.00)	177,921.11			32,921.11
126140	SPEC NEEDS ADVCACY PRG	2013	32,921.11	(125,253.00)	92,331.89			0.00
				(270,253.00)	**270,253.00**	**0.00**	**0.00**	
126145	E BYRNE MEMORIAL 2011DJBX2095	2012		(12,000.00)	60,354.78			48,354.78
126145	E BYRNE MEMORIAL 2011DJBX2095	2013	48,354.78	(48,354.78)				0.00
				(60,354.78)	**60,354.78**	**0.00**	**0.00**	
126148	DOMESTIC VIOLENCE INVESTIGATIO	2012			31,251.52	(17,240.00)		14,011.52
126148	DOMESTIC VIOLENCE INVESTIGATIO	2013	14,011.52	(51,719.00)	37,707.48			0.00
				(51,719.00)	**68,959.00**	**(17,240.00)**	**0.00**	
126153	E BYRNE MEM JAG SEXUAL ASSAULT	2012		(16,000.00)	42,427.45			26,427.45
126153	E BYRNE MEM JAG SEXUAL ASSAULT	2013	26,427.45	(129,465.00)	103,037.55			(0.00)
				(145,465.00)	**145,465.00**	**0.00**	**0.00**	
126174	DEFENDANT/WITNESS TRIAL PRG12	2012		(70,521.31)	98,883.42			28,362.11
126174	DEFENDANT/WITNESS TRIAL PRG12	2013	28,362.11	(28,611.61)	250.00			0.50
126174	DEFENDANT/WITNESS TRIAL PRG12	2014	.50					0.50
126174	DEFENDANT/WITNESS TRIAL PRG12	2015	.50	(.50)				0.00
126174	DEFENDANT/WITNESS TRIAL PRG12	2016	.50					0.50
				(99,133.42)	**99,133.42**	**0.00**	**0.00**	
126462	PROS ATTY ASSET FORFTRES ST12	2012		(50,000.00)	46,962.30			(3,037.70)
126462	PROS ATTY ASSET FORFTRES ST12	2013	(3,037.70)	3,508.40	(470.70)			0.00
126462	PROS ATTY ASSET FORFTRES ST12	2015		3,508.40				3,508.40
126462	PROS ATTY ASSET FORFTRES ST12	2016	3,508.40					3,508.40
				(42,983.20)	**46,491.60**	**0.00**	**0.00**	
136104	VICTIM WITNESS ASSISTANCE PRG	2013		(33,225.00)	22,073.83			(11,151.17)
136104	VICTIM WITNESS ASSISTANCE PRG	2014	(11,151.17)	(11,075.00)	22,226.17			0.00
				(44,300.00)	**44,300.00**	**0.00**	**0.00**	
136110	CAREER CRIMINAL PROSECUTION	2013		(84,954.00)	144,767.00	(31,495.00)		28,318.00
136110	CAREER CRIMINAL PROSECUTION	2014	28,318.00	(28,318.00)				0.00
				(113,272.00)	**144,767.00**	**(31,495.00)**	**0.00**	
136140	SPCL NEEDS ADVOCACY PRG FY13	2013		(131,000.00)	177,787.35			46,787.35
136140	SPCL NEEDS ADVOCACY PRG FY13	2014	46,787.35	(159,419.00)	112,631.65			0.00

Back to Top

County of Maui

Prosecuting Attorney — **Grant Revenues & Expenditures Quarterly Report - by Index and Fiscal Year as of 09/30/2015**

Index	Index Title	FY	Beginning Fund Balance	Revenue	Expenditures	Transfers In	Transfers Out	Ending Fund Balance
				(290,419.00)	**290,419.00**	**0.00**	**0.00**	
136145	E BYRNE MEMORIAL JAG FY13	2014		(48,717.00)	48,717.00			0.00
				(48,717.00)	**48,717.00**	**0.00**	**0.00**	
136148	DOMESTIC VIOLENCE INVESTIGATIO	2013		(30,000.00)	33,507.41			3,507.41
136148	DOMESTIC VIOLENCE INVESTIGATIO	2014	3,507.41	(40,172.00)	36,664.59			0.00
				(70,172.00)	**70,172.00**	**0.00**	**0.00**	
136174	DEFENDANT/WITNESS TRIAL PRG	2013		(64,631.19)	81,119.89			16,488.70
136174	DEFENDANT/WITNESS TRIAL PRG	2014	16,488.70	(16,201.46)				287.24
136174	DEFENDANT/WITNESS TRIAL PRG	2015	287.24					287.24
136174	DEFENDANT/WITNESS TRIAL PRG	2016	287.24					287.24
				(80,832.65)	**81,119.89**	**0.00**	**0.00**	
136462	ASSET FORFEITURES PROGRAM	2013		(50,000.00)	47,139.68			(2,860.32)
136462	ASSET FORFEITURES PROGRAM	2014	(2,860.32)	2,860.32				0.00
				(47,139.68)	**47,139.68**	**0.00**	**0.00**	
136465	JUSTICE REINVEST INITIATIVE	2013		(127,786.00)	36,167.30			(91,618.70)
136465	JUSTICE REINVEST INITIATIVE	2014	(91,618.70)		81,479.08			(10,139.62)
136465	JUSTICE REINVEST INITIATIVE	2015	(10,139.62)		10,139.62			0.00
				(127,786.00)	**127,786.00**	**0.00**	**0.00**	
146601	DEFENDANT/WITNESS TRIAL PRG	2014		(78,354.00)	134,029.40			55,675.40
146601	DEFENDANT/WITNESS TRIAL PRG	2015	55,675.40	(54,394.36)	(1,891.04)			(610.00)
146601	DEFENDANT/WITNESS TRIAL PRG	2016	(610.00)					(610.00)
				(132,748.36)	**132,138.36**	**0.00**	**0.00**	
146602	VICTIM/WITNESS ASSISTANCE PRG	2014		(40,342.00)	31,893.69			(8,448.31)
146602	VICTIM/WITNESS ASSISTANCE PRG	2015	(8,448.31)	(13,447.00)	21,198.57			(696.74)
146602	VICTIM/WITNESS ASSISTANCE PRG	2016	(696.74)					(696.74)
				(53,789.00)	**53,092.26**	**0.00**	**0.00**	
146603	CAREER CRIMINAL PROGRAM	2014		(87,314.00)	147,913.00	(31,495.00)		29,104.00
146603	CAREER CRIMINAL PROGRAM	2015	29,104.00	(29,104.00)				0.00
				(116,418.00)	**147,913.00**	**(31,495.00)**	**0.00**	
146604	ASSET FORFEITURES PROGRAM	2014		(80,000.00)	80,000.00			(0.00)
				(80,000.00)	**80,000.00**	**0.00**	**0.00**	
146607	CRIMINAL JUSTICE INFO SYSTEM	2014		(3,000.00)	17,473.48			14,473.48

County of Maui

Prosecuting Attorney — Grant Revenues & Expenditures Quarterly Report - by Index and Fiscal Year as of 09/30/2015

Index	Index Title	FY	Beginning Fund Balance	Revenue	Expenditures	Transfers In	Transfers Out	Ending Fund Balance
146607	CRIMINAL JUSTICE INFO SYSTEM	2015	14,473.48	(79,595.00)	84,772.54			19,651.02
146607	CRIMINAL JUSTICE INFO SYSTEM	2016	19,651.02	(7,178.00)	15,210.40			27,683.42
				(89,773.00)	**117,456.42**	**0.00**	**0.00**	
146609	SPCL NEEDS ADVOCACY PRG	2014		(145,000.00)	202,682.90			57,682.90
146609	SPCL NEEDS ADVOCACY PRG	2015	57,682.90	(177,015.00)	119,332.10			(0.00)
				(322,015.00)	**322,015.00**	**0.00**	**0.00**	
146622	DOMESTIC VIOLENCE INVESTIGATIO	2014		(15,000.00)	32,142.52	(17,371.00)		(228.48)
146622	DOMESTIC VIOLENCE INVESTIGATIO	2015	(228.48)	(37,113.00)	37,341.48			(0.00)
				(52,113.00)	**69,484.00**	**(17,371.00)**	**0.00**	
146623	PROSECUTORS HWY SFTY TRAIN'G	2014			1,141.38			1,141.38
146623	PROSECUTORS HWY SFTY TRAIN'G	2015	1,141.38	(1,813.16)	671.78			0.00
				(1,813.16)	**1,813.16**	**0.00**	**0.00**	
156601	DEFENDANT/WITNESS TRIAL PRG	2015		(47,760.12)	65,628.92			17,868.80
156601	DEFENDANT/WITNESS TRIAL PRG	2016	17,868.80	(23,459.97)	1,702.51			(3,888.66)
				(71,220.09)	**67,331.43**	**0.00**	**0.00**	
156602	VICTIM/WITNESS ASSISTANCE PRG	2015		(29,729.00)	40,347.86			10,618.86
156602	VICTIM/WITNESS ASSISTANCE PRG	2016	10,618.86	(28,648.00)				(18,029.14)
				(58,377.00)	**40,347.86**	**0.00**	**0.00**	
156603	CAREER CRIMINAL PROGRAM	2015		(130,262.00)	155,706.50	(32,662.33)		(7,217.83)
156603	CAREER CRIMINAL PROGRAM	2016	(7,217.83)					(7,217.83)
				(130,262.00)	**155,706.50**	**(32,662.33)**	**0.00**	
156608	E BYRNE MEMORIAL JAG FY15	2016			9,572.44			9,572.44
				0.00	**9,572.44**	**0.00**	**0.00**	
156609	SPCL NEEDS ADVOCACY PRG	2015		(193,003.57)	271,294.88			78,291.31
156609	SPCL NEEDS ADVOCACY PRG	2016	78,291.31		15,006.78			93,298.09
				(193,003.57)	**286,301.66**	**0.00**	**0.00**	
156610	ASSET FORFEITURES PROGRAM	2015		(103,530.00)	42,637.30			(60,892.70)
156610	ASSET FORFEITURES PROGRAM	2016	(60,892.70)		627.00			(60,265.70)
				(103,530.00)	**43,264.30**	**0.00**	**0.00**	
156611	MAUI PROSECUTORS TRAFFIC REC	2015			4,847.80			4,847.80
156611	MAUI PROSECUTORS TRAFFIC REC	2016	4,847.80					4,847.80
				0.00	**4,847.80**	**0.00**	**0.00**	

Back to Top

County of Maui

Prosecuting Attorney — Grant Revenues & Expenditures Quarterly Report - by Index and Fiscal Year as of 09/30/2015

Index	Index Title	FY	Beginning Fund Balance	Revenue	Expenditures	Transfers In	Transfers Out	Ending Fund Balance
156620	E BYRNE/PROS OF DRUG CRIMES	2015			8,541.67			8,541.67
156620	E BYRNE/PROS OF DRUG CRIMES	2016	8,541.67	(12,917.00)	26,250.00			21,874.67
				(12,917.00)	**34,791.67**	**0.00**	**0.00**	
156622	DOMESTIC VIOLENCE INVESTIGATIO	2015			39,418.51			39,418.51
156622	DOMESTIC VIOLENCE INVESTIGATIO	2016	39,418.51	(11,252.00)	11,592.81			39,759.32
				(11,252.00)	**51,011.32**	**0.00**	**0.00**	
156623	HIGHWAY SAFETY GRANT	2015			12,441.54			12,441.54
156623	HIGHWAY SAFETY GRANT	2016	12,441.54		5,966.32			18,407.86
				0.00	**18,407.86**	**0.00**	**0.00**	
156625	JUSTICE REINVEST INITIATIVE	2015		(63,332.00)	53,760.87			(9,571.13)
156625	JUSTICE REINVEST INITIATIVE	2016	(9,571.13)	9,571.13	(118.48)			(118.48)
				(53,760.87)	**53,642.39**	**0.00**	**0.00**	
166145	E BYRNE MEMORIAL 2005DJBX1466	2012	(2,396.00)	(6.86)				(2,402.86)
166145	E BYRNE MEMORIAL 2005DJBX1466	2013	(2,402.86)	(6.15)				(2,409.01)
166145	E BYRNE MEMORIAL 2005DJBX1466	2014	(2,409.01)	2,409.01				0.00
				2,396.00	**0.00**	**0.00**	**0.00**	
166835	SPCL NEEDS ADVOCACY PRG	2016		(19,282.00)	40,184.82			20,902.82
				(19,282.00)	**40,184.82**	**0.00**	**0.00**	
166836	ASSET FORFEITURES PROGRAM	2016			6,192.70			6,192.70
				0.00	**6,192.70**	**0.00**	**0.00**	
166871	VICTIM/WITNESS ASSISTANCE PRG	2016			11,394.00			11,394.00
				0.00	**11,394.00**	**0.00**	**0.00**	
166872	CAREER CRIMINAL PROGRAM	2016			27,502.50			27,502.50
				0.00	**27,502.50**	**0.00**	**0.00**	
166873	DEFENDANT/WITNESS TRIAL PRG	2016			16,214.55			16,214.55
				0.00	**16,214.55**	**0.00**	**0.00**	
166876	HIGHWAY SAFETY/TRAFFIC RECORDS	2016			1,450.00			1,450.00
				0.00	**1,450.00**	**0.00**	**0.00**	
196071	VICTIM WITNESS BOOKS	2012	(9,713.42)					(9,713.42)
196071	VICTIM WITNESS BOOKS	2013	(9,713.42)		2,433.42			(7,280.00)
196071	VICTIM WITNESS BOOKS	2014	(7,280.00)					(7,280.00)
196071	VICTIM WITNESS BOOKS	2015	(7,280.00)					(7,280.00)

County of Maui

Prosecuting Attorney — Grant Revenues & Expenditures Quarterly Report - by Index and Fiscal Year as of 09/30/2015

Index	Index Title	FY	Beginning Fund Balance	Revenue	Expenditures	Transfers In	Transfers Out	Ending Fund Balance
196071	VICTIM WITNESS BOOKS	2016	(7,280.00)					(7,280.00)
				0.00	**2,433.42**	**0.00**	**0.00**	
196149	E BYRNE MEMRL GRNT 2008BX0507	2012	(22,721.13)	(56.56)	20,708.03			(2,069.66)
196149	E BYRNE MEMRL GRNT 2008BX0507	2013	(2,069.66)	(5.28)				(2,074.94)
196149	E BYRNE MEMRL GRNT 2008BX0507	2014	(2,074.94)	2,074.94				0.00
				2,013.10	**20,708.03**	**0.00**	**0.00**	
196176	DEFENDANT/WITNESS TRIAL PRG09	2012	(942.50)					(942.50)
196176	DEFENDANT/WITNESS TRIAL PRG09	2013	(942.50)					(942.50)
196176	DEFENDANT/WITNESS TRIAL PRG09	2014	(942.50)		942.50			0.00
				0.00	**942.50**	**0.00**	**0.00**	
	Grand Total			**(3,652,698.45)**	**3,964,528.84**	**(170,262.81)**	**0.00**	

Back to Top

County of Maui

Finance

Grant Revenues & Expenditures Quarterly Report - by Index and Fiscal Year as of 09/30/2015

Index	Index Title	FY	Beginning Fund Balance	Revenue	Expenditures	Transfers In	Transfers Out	Ending Fund Balance
106407	STATE MOTOR VEHICLE PRG FY10	2012	(10,861.51)					(10,861.51)
106407	STATE MOTOR VEHICLE PRG FY10	2013	(10,861.51)	10,861.51				0.00
				10,861.51	**0.00**	**0.00**	**0.00**	
106415	PERIODIC MTR VEH INSPCTN FY10	2012	(21,091.71)					(21,091.71)
106415	PERIODIC MTR VEH INSPCTN FY10	2013	(21,091.71)	7,840.75	13,250.96			0.00
				7,840.75	**13,250.96**	**0.00**	**0.00**	
106423	COMML DRIVER LIC PRG FY10	2012	(16,401.83)					(16,401.83)
106423	COMML DRIVER LIC PRG FY10	2013	(16,401.83)		16,401.83			0.00
				0.00	**16,401.83**	**0.00**	**0.00**	
116407	STATE MOTOR VEHICLE PRG FY11	2012	30.00					30.00
116407	STATE MOTOR VEHICLE PRG FY11	2013	30.00	(30.00)				0.00
				(30.00)	**0.00**	**0.00**	**0.00**	
116415	PERIODIC MTR VEH INSPCTN FY11	2012	(865.25)		880.14			14.89
116415	PERIODIC MTR VEH INSPCTN FY11	2013	14.89	(14.89)				0.00
				(14.89)	**880.14**	**0.00**	**0.00**	
116423	COMML DRIVER LIC PRG FY2011	2012	1,359.09		611.79			1,970.88
116423	COMML DRIVER LIC PRG FY2011	2013	1,970.88	(1,970.88)				0.00
				(1,970.88)	**611.79**	**0.00**	**0.00**	
126407	STATE MOTOR VEHICLE REG PRG12	2012		(211,029.05)	230,808.24			19,779.19
126407	STATE MOTOR VEHICLE REG PRG12	2013	19,779.19	(27,752.15)	7,972.96			(0.00)
				(238,781.20)	**238,781.20**	**0.00**	**0.00**	
126415	PERIODIC MOTR VEH INSPTN FY12	2012		(391,604.09)	408,705.46			17,101.37
126415	PERIODIC MOTR VEH INSPTN FY12	2013	17,101.37	(38,386.56)	21,285.19			0.00
				(429,990.65)	**429,990.65**	**0.00**	**0.00**	
126423	COMML DRIVER LIC PRG FY2012	2012		(369,576.62)	390,672.83			21,096.21
126423	COMML DRIVER LIC PRG FY2012	2013	21,096.21	(35,794.23)	14,698.02			(0.00)
				(405,370.85)	**405,370.85**	**0.00**	**0.00**	
136407	STATE MOTOR VEHICLE REG FY13	2013		(220,926.13)	251,461.56			30,535.43
136407	STATE MOTOR VEHICLE REG FY13	2014	30,535.43	(21,212.31)	11,858.23			21,181.35
136407	STATE MOTOR VEHICLE REG FY13	2015	21,181.35	(21,181.35)				0.00
				(263,319.79)	**263,319.79**	**0.00**	**0.00**	
136408	STATE IDENTIFICATION PROGRAM	2013		(40,317.15)	75,678.58			35,361.43

County of Maui

Finance

Grant Revenues & Expenditures Quarterly Report - by Index and Fiscal Year as of 09/30/2015

Index	Index Title	FY	Beginning Fund Balance	Revenue	Expenditures	Transfers In	Transfers Out	Ending Fund Balance
136408	STATE IDENTIFICATION PROGRAM	2014	35,361.43	(19,417.53)	13,775.13			29,719.03
136408	STATE IDENTIFICATION PROGRAM	2015	29,719.03	(29,719.03)				0.00
				(89,453.71)	**89,453.71**	**0.00**	**0.00**	
136415	PERIODIC MTR VEH INSPTN FY13	2013		(379,657.37)	398,893.75			19,236.38
136415	PERIODIC MTR VEH INSPTN FY13	2014	19,236.38	(34,042.73)	17,271.59			2,465.24
136415	PERIODIC MTR VEH INSPTN FY13	2015	2,465.24	(2,465.24)				0.00
				(416,165.34)	**416,165.34**	**0.00**	**0.00**	
136423	COMML DRIVER'S LICENSE FY13	2013		(359,138.51)	381,680.24			22,541.73
136423	COMML DRIVER'S LICENSE FY13	2014	22,541.73	(28,259.59)	16,228.82			10,510.96
136423	COMML DRIVER'S LICENSE FY13	2015	10,510.96	(10,510.96)				0.00
				(397,909.06)	**397,909.06**	**0.00**	**0.00**	
146701	COMML DRIVER'S LICENSE FY14	2014		(370,759.63)	366,850.70			(3,908.93)
146701	COMML DRIVER'S LICENSE FY14	2015	(3,908.93)	(27,450.52)	31,359.45			0.00
				(398,210.15)	**398,210.15**	**0.00**	**0.00**	
146702	PERIODIC MTR VEH INSPTN FY14	2014		(464,951.31)	432,950.91			(32,000.40)
146702	PERIODIC MTR VEH INSPTN FY14	2015	(32,000.40)	23,388.80	8,611.60			(0.00)
				(441,562.51)	**441,562.51**	**0.00**	**0.00**	
146703	STATE IDENTIFICATION PROGRAM	2014		(242,733.77)	212,265.06			(30,468.71)
146703	STATE IDENTIFICATION PROGRAM	2015	(30,468.71)	27,636.45	2,832.26			0.00
				(215,097.32)	**215,097.32**	**0.00**	**0.00**	
146706	STATE MOTOR VEH REGISTRATION	2014		(213,470.22)	256,168.66			42,698.44
146706	STATE MOTOR VEH REGISTRATION	2015	42,698.44	(48,721.44)	6,023.00			0.00
				(262,191.66)	**262,191.66**	**0.00**	**0.00**	
156701	COMML DRIVER'S LICENSE FY15	2015		(482,132.07)	482,132.07			0.00
156701	COMML DRIVER'S LICENSE FY15	2016	(30,300.57)					(30,300.57)
				(482,132.07)	**482,132.07**	**0.00**	**0.00**	
156702	PERIODIC MTR VEH INSPTN FY15	2015		(432,067.40)	432,067.40			(0.00)
156702	PERIODIC MTR VEH INSPTN FY15	2016	(13,007.95)					(13,007.95)
				(432,067.40)	**432,067.40**	**0.00**	**0.00**	
156706	STATE MOTOR VEH REGISTRATION	2015		(255,073.47)	255,073.47			0.00
156706	STATE MOTOR VEH REGISTRATION	2016	(4,086.44)					(4,086.44)
				(255,073.47)	**255,073.47**	**0.00**	**0.00**	

Back to Top

County of Maui

Finance

Grant Revenues & Expenditures Quarterly Report - by Index and Fiscal Year as of 09/30/2015

Index	Index Title	FY	Beginning Fund Balance	Revenue	Expenditures	Transfers In	Transfers Out	Ending Fund Balance
156707	STATE IDENTIFICATION PROGRAM	2015		(222,471.82)	222,471.82			0.00
156707	STATE IDENTIFICATION PROGRAM	2016	(6,338.54)					(6,338.54)
				(222,471.82)	**222,471.82**	**0.00**	**0.00**	
166725	COMML DRIVER'S LICENSE FY16	2016		(119,019.82)	119,019.82			(0.00)
				(119,019.82)	**119,019.82**	**0.00**	**0.00**	
166726	PERIODIC MTR VEH INSPTN FY16	2016		(112,014.66)	112,014.66			0.00
				(112,014.66)	**112,014.66**	**0.00**	**0.00**	
166727	STATE IDENTIFICATION PROGRAM	2016		(54,744.86)	54,744.86			(0.00)
				(54,744.86)	**54,744.86**	**0.00**	**0.00**	
166728	STATE MOTOR VEH REGISTRATION	2016		(74,103.53)	74,103.53			0.00
				(74,103.53)	**74,103.53**	**0.00**	**0.00**	
196407	STATE MOTOR VEHICLE PRG FY09	2012	27,686.54					27,686.54
196407	STATE MOTOR VEHICLE PRG FY09	2013	27,686.54	(27,686.54)				0.00
				(27,686.54)	**0.00**	**0.00**	**0.00**	
196415	PERIODIC MTR VEH INSPCTN FY09	2012	7,840.75					7,840.75
196415	PERIODIC MTR VEH INSPCTN FY09	2013	7,840.75	(7,840.75)				0.00
				(7,840.75)	**0.00**	**0.00**	**0.00**	
196423	COMML DRIVER LIC PRG FY09	2012	(72,987.47)					(72,987.47)
196423	COMML DRIVER LIC PRG FY09	2013	(72,987.47)		72,987.47			0.00
				0.00	**72,987.47**	**0.00**	**0.00**	
	Grand Total			**(5,328,520.67)**	**5,413,812.06**	**0.00**	**0.00**	

County of Maui

Planning

Grant Revenues & Expenditures Quarterly Report - by Index and Fiscal Year as of 09/30/2015

Index	Index Title	FY	Beginning Fund Balance	Revenue	Expenditures	Transfers In	Transfers Out	Ending Fund Balance
106258	COASTAL ZONE MGT FY2010	2012	(151.29)					(151.29)
106258	COASTAL ZONE MGT FY2010	2013	(151.29)					(151.29)
106258	COASTAL ZONE MGT FY2010	2014	(151.29)		151.29			0.00
				0.00	**151.29**	**0.00**	**0.00**	
106259	COASTAL ZONE MGT ST/HI FY10	2012	(77,605.00)					(77,605.00)
106259	COASTAL ZONE MGT ST/HI FY10	2013	(77,605.00)		77,605.00			0.00
				0.00	**77,605.00**	**0.00**	**0.00**	
116204	PRIVATE DONATION-PLNNG-HUTAFF	2012			(51.74)			(51.74)
116204	PRIVATE DONATION-PLNNG-HUTAFF	2013	(51.74)					(51.74)
116204	PRIVATE DONATION-PLNNG-HUTAFF	2014	(51.74)					(51.74)
116204	PRIVATE DONATION-PLNNG-HUTAFF	2015	(51.74)					(51.74)
116204	PRIVATE DONATION-PLNNG-HUTAFF	2016	(51.74)					(51.74)
				0.00	**(51.74)**	**0.00**	**0.00**	
116258	COASTAL ZONE MGT FY 2011	2012	167,351.20	(298,493.23)				(131,142.03)
116258	COASTAL ZONE MGT FY 2011	2013	(131,142.03)		131,142.03			0.00
				(298,493.23)	**131,142.03**	**0.00**	**0.00**	
126258	COASTAL ZONE MGT FY2012	2012			173,672.57			173,672.57
126258	COASTAL ZONE MGT FY2012	2013	173,672.57	(311,848.27)	138,175.70			0.00
				(311,848.27)	**311,848.27**	**0.00**	**0.00**	
136258	COASTAL ZONE MANAGEMENT PRG	2013			285,630.54			285,630.54
136258	COASTAL ZONE MANAGEMENT PRG	2014	285,630.54	(319,063.89)	33,433.35			(0.00)
				(319,063.89)	**319,063.89**	**0.00**	**0.00**	
146901	COASTAL ZONE MANAGEMENT PRG	2014			124,748.22			124,748.22
146901	COASTAL ZONE MANAGEMENT PRG	2015	124,748.22	(338,696.99)	7,172.00			(206,776.77)
146901	COASTAL ZONE MANAGEMENT PRG	2016	(206,776.77)					(206,776.77)
				(338,696.99)	**131,920.22**	**0.00**	**0.00**	
146905	UH SEA GRANT COLLEGE PROGRAM	2014		(65,375.00)	65,375.00			0.00
146905	UH SEA GRANT COLLEGE PROGRAM	2015		(65,375.00)	63,018.58			(2,356.42)
146905	UH SEA GRANT COLLEGE PROGRAM	2016	(2,356.42)		2,356.42			0.00
				(130,750.00)	**130,750.00**	**0.00**	**0.00**	
156800	COASTAL ZONE MANAGEMENT FY15	2015			179,312.79			179,312.79
156800	COASTAL ZONE MANAGEMENT FY15	2016	179,312.79		8,122.61			187,435.40

Back to Top

County of Maui

Planning

Grant Revenues & Expenditures Quarterly Report - by Index and Fiscal Year as of 09/30/2015

Index	Index Title	FY	Beginning Fund Balance	Revenue	Expenditures	Transfers In	Transfers Out	Ending Fund Balance
				0.00	**187,435.40**	**0.00**	**0.00**	
156802	CERTIFIED LOCAL GOVT PRG	2015		(8,677.02)				(8,677.02)
156802	CERTIFIED LOCAL GOVT PRG	2016	(8,677.02)					(8,677.02)
				(8,677.02)	**0.00**	**0.00**	**0.00**	
166801	COASTAL ZONE MANAGEMENT FY16	2016			42,590.75			42,590.75
				0.00	**42,590.75**	**0.00**	**0.00**	
186258	COASTAL ZONE MGT FY08 B08014	2012	2,295.49					2,295.49
186258	COASTAL ZONE MGT FY08 B08014	2013	2,295.49					2,295.49
186258	COASTAL ZONE MGT FY08 B08014	2014	2,295.49		(2,295.49)			0.00
				0.00	**(2,295.49)**	**0.00**	**0.00**	
	Grand Total			**(1,407,529.40)**	**1,330,159.62**	**0.00**	**0.00**	

County of Maui

Police

Grant Revenues & Expenditures Quarterly Report - by Index and Fiscal Year as of 09/30/2015

Index	Index Title	FY	Beginning Fund Balance	Revenue	Expenditures	Transfers In	Transfers Out	Ending Fund Balance
106177	VAWA/BETTERINVESTGN TRNG08WF10	2012	4,530.13	(11,772.08)	7,241.95			0.00
				(11,772.08)	**7,241.95**	**0.00**	**0.00**	
106301	STATE E911 WIRELESS COMMSSN10	2012	35,140.93	(70,281.89)	35,140.98			0.02
106301	STATE E911 WIRELESS COMMSSN10	2013	.02	(.02)				0.00
				(70,281.91)	**35,140.98**	**0.00**	**0.00**	
106303	ARRA09 E BYRNE MEMRL ASSTNCE	2012		(17,399.48)			17,399.48	0.00
				(17,399.48)	**0.00**	**0.00**	**17,399.48**	
106508	ARRA09 SW MARIJUANA ERADCTN TF	2012	1,037.00	(1,037.00)				0.00
				(1,037.00)	**0.00**	**0.00**	**0.00**	
106521	G.R.E.A.T ATC000110	2012	304.39					304.39
106521	G.R.E.A.T ATC000110	2013	304.39					304.39
106521	G.R.E.A.T ATC000110	2014	304.39					304.39
106521	G.R.E.A.T ATC000110	2015	304.39					304.39
106521	G.R.E.A.T ATC000110	2016	304.39					304.39
				0.00	**0.00**	**0.00**	**0.00**	
106806	D.A.R.E.(DOE)FY10 MOA DO413#5	2012	22,229.33	(21,750.00)				479.33
106806	D.A.R.E.(DOE)FY10 MOA DO413#5	2013	479.33					479.33
106806	D.A.R.E.(DOE)FY10 MOA DO413#5	2014	479.33					479.33
106806	D.A.R.E.(DOE)FY10 MOA DO413#5	2015	479.33					479.33
106806	D.A.R.E.(DOE)FY10 MOA DO413#5	2016	479.33					479.33
				(21,750.00)	**0.00**	**0.00**	**0.00**	
106906	ARRA09 SW NARCOTICS TASK FRCE	2012	1,668.00	(1,668.00)				0.00
				(1,668.00)	**0.00**	**0.00**	**0.00**	
106910	HIDTA 2010 G10HI0003A	2012	9,515.44	(9,616.44)	101.00			0.00
				(9,616.44)	**101.00**	**0.00**	**0.00**	
116301	STATE E911 WIRELESS COMMSSN11	2012	374,912.15	(503,050.32)	128,138.17			(0.00)
				(503,050.32)	**128,138.17**	**0.00**	**0.00**	
116302	JUSTICE ASSISTANCE GRANT PRG	2012	39,051.73	(60,934.71)	21,882.98			0.00
116302	JUSTICE ASSISTANCE GRANT PRG	2013			4,535.37			4,535.37
116302	JUSTICE ASSISTANCE GRANT PRG	2014	4,535.37	(22,018.22)	17,482.85			(0.00)
				(82,952.93)	**43,901.20**	**0.00**	**0.00**	
116305	NEIGHBORHD CRIME WATCH O8DJS1	2012	1,861.93	(45,202.27)	43,340.34			0.00

Back to Top

County of Maui

Police

Grant Revenues & Expenditures Quarterly Report - by Index and Fiscal Year as of 09/30/2015

Index	Index Title	FY	Beginning Fund Balance	Revenue	Expenditures	Transfers In	Transfers Out	Ending Fund Balance
				(45,202.27)	**43,340.34**	**0.00**	**0.00**	
116311	MPD TRAFFIC DATA TR1103(04M01)	2012	4,105.23	(6,209.93)	2,104.70			0.00
				(6,209.93)	**2,104.70**	**0.00**	**0.00**	
116333	JUVENILE ACCT INCENTIVE DHS01	2012	658.84					658.84
116333	JUVENILE ACCT INCENTIVE DHS01	2013	658.84					658.84
116333	JUVENILE ACCT INCENTIVE DHS01	2014	658.84					658.84
116333	JUVENILE ACCT INCENTIVE DHS01	2015	658.84					658.84
116333	JUVENILE ACCT INCENTIVE DHS01	2016	658.84					658.84
				0.00	**0.00**	**0.00**	**0.00**	
116336	JUVNILE/ACTBLTY/INCNTVE/BLK/GT	2012	617.14	(29,306.82)	35,482.86			6,793.18
116336	JUVNILE/ACTBLTY/INCNTVE/BLK/GT	2013	6,793.18	(6,793.18)				0.00
				(36,100.00)	**35,482.86**	**0.00**	**0.00**	
116337	DOH TOBACCO SALES-MINORS 11-08	2012	1,011.70	(2,364.10)	2,789.22			1,436.82
116337	DOH TOBACCO SALES-MINORS 11-08	2013	1,436.82	(2,609.70)	1,172.88			0.00
				(4,973.80)	**3,962.10**	**0.00**	**0.00**	
116338	MPD ROADBLOCK PRG FY11	2012	54,029.49	(142,104.82)	88,075.33			(0.00)
				(142,104.82)	**88,075.33**	**0.00**	**0.00**	
116339	MPD SPEED ENFRMT SC1106(01M03)	2012	26,162.70	(77,775.92)	51,613.22			0.00
				(77,775.92)	**51,613.22**	**0.00**	**0.00**	
116355	MAUI CHILD PASSENGER SAFTEY	2012	(541.18)					(541.18)
116355	MAUI CHILD PASSENGER SAFTEY	2013	(541.18)					(541.18)
116355	MAUI CHILD PASSENGER SAFTEY	2014	(541.18)					(541.18)
116355	MAUI CHILD PASSENGER SAFTEY	2015	(541.18)					(541.18)
116355	MAUI CHILD PASSENGER SAFTEY	2016	(541.18)					(541.18)
				0.00	**0.00**	**0.00**	**0.00**	
116360	MPD CHILD RESTRAINT PRG FY11	2012	17,997.04	(27,500.98)	9,503.94			0.00
				(27,500.98)	**9,503.94**	**0.00**	**0.00**	
116361	MPD TRAFFIC SERVICES FY2011	2012	11,818.27	(20,910.17)	9,091.90			0.00
				(20,910.17)	**9,091.90**	**0.00**	**0.00**	
116362	MPD SEATBELT PROGRAM	2012	37,813.81	(69,863.98)	32,050.17			0.00
				(69,863.98)	**32,050.17**	**0.00**	**0.00**	
116363	COPS HIRING PROGRAM	2012		(295,800.26)	363,659.00			67,858.74

County of Maui

Police

Grant Revenues & Expenditures Quarterly Report - by Index and Fiscal Year as of 09/30/2015

Index	Index Title	FY	Beginning Fund Balance	Revenue	Expenditures	Transfers In	Transfers Out	Ending Fund Balance
116363	COPS HIRING PROGRAM	2013	67,858.74	(397,412.72)	557,885.12			228,331.14
116363	COPS HIRING PROGRAM	2014	228,331.14	(672,328.02)	577,322.52			133,325.64
116363	COPS HIRING PROGRAM	2015	133,325.64	(230,035.92)	96,710.28			0.00
				(1,595,576.92)	**1,595,576.92**	**0.00**	**0.00**	
116364	DATA PROGRAMMING SOFTWARE	2012		(50,866.00)	50,866.00			0.00
				(50,866.00)	**50,866.00**	**0.00**	**0.00**	
116400	911 EMS DOH#10-11 MOD#1	2012	53,210.60	(53,210.60)				0.00
				(53,210.60)	**0.00**	**0.00**	**0.00**	
116500	COPS TECHNOLOGY GRANT USDJUSTC	2012	(462.69)					(462.69)
116500	COPS TECHNOLOGY GRANT USDJUSTC	2013	(462.69)					(462.69)
116500	COPS TECHNOLOGY GRANT USDJUSTC	2014	(462.69)					(462.69)
116500	COPS TECHNOLOGY GRANT USDJUSTC	2015	(462.69)					(462.69)
116500	COPS TECHNOLOGY GRANT USDJUSTC	2016	(462.69)					(462.69)
				0.00	**0.00**	**0.00**	**0.00**	
116508	SW MARIJUANA ERADCTN TF09DJ07	2012	20,157.71	(51,000.00)	30,327.30			(514.99)
116508	SW MARIJUANA ERADCTN TF09DJ07	2013	(514.99)	(4,700.24)	5,215.23			0.00
				(55,700.24)	**35,542.53**	**0.00**	**0.00**	
116510	BULLETPROOF VEST GRNT USDJUSTC	2012	(13,085.32)					(13,085.32)
116510	BULLETPROOF VEST GRNT USDJUSTC	2013	(13,085.32)					(13,085.32)
116510	BULLETPROOF VEST GRNT USDJUSTC	2014	(13,085.32)					(13,085.32)
116510	BULLETPROOF VEST GRNT USDJUSTC	2015	(13,085.32)					(13,085.32)
116510	BULLETPROOF VEST GRNT USDJUSTC	2016	(13,085.32)					(13,085.32)
				0.00	**0.00**	**0.00**	**0.00**	
116554	DEA CANNABIS DEA-LOA 2011-74	2012	(117,826.52)	4,773.25	113,053.27			(0.00)
				4,773.25	**113,053.27**	**0.00**	**0.00**	
116705	YOUTH GANG DHS-2000-OYS-8048	2012	194.79					194.79
116705	YOUTH GANG DHS-2000-OYS-8048	2013	194.79					194.79
116705	YOUTH GANG DHS-2000-OYS-8048	2014	194.79					194.79
116705	YOUTH GANG DHS-2000-OYS-8048	2015	194.79					194.79
116705	YOUTH GANG DHS-2000-OYS-8048	2016	194.79					194.79
				0.00	**0.00**	**0.00**	**0.00**	
116904	SAFE & DRUG FREE SCHLS #2 DHS	2012	(252.05)					(252.05)
116904	SAFE & DRUG FREE SCHLS #2 DHS	2013	(252.05)					(252.05)

Back to Top

County of Maui

Police

Grant Revenues & Expenditures Quarterly Report - by Index and Fiscal Year as of 09/30/2015

Index	Index Title	FY	Beginning Fund Balance	Revenue	Expenditures	Transfers In	Transfers Out	Ending Fund Balance
116904	SAFE & DRUG FREE SCHLS #2 DHS	2014	(252.05)					(252.05)
116904	SAFE & DRUG FREE SCHLS #2 DHS	2015	(252.05)					(252.05)
116904	SAFE & DRUG FREE SCHLS #2 DHS	2016	(252.05)					(252.05)
				0.00	**0.00**	**0.00**	**0.00**	
116908	TRAINING GRNTS-SOH VAR FY2011	2012	24,987.95	(24,207.29)	(780.66)			(0.00)
				(24,207.29)	**(780.66)**	**0.00**	**0.00**	
116909	HAWAII NARCOTICS TF 09-DJ-08	2012	7,905.74	(50,000.00)	46,538.70			4,444.44
116909	HAWAII NARCOTICS TF 09-DJ-08	2013	4,444.44	(22,991.32)	18,546.88			0.00
				(72,991.32)	**65,085.58**	**0.00**	**0.00**	
116910	HIDTA 2011 G11HI0003A	2012	4,269.02		18,621.59			22,890.61
116910	HIDTA 2011 G11HI0003A	2013	22,890.61	(39,658.88)	60,404.52			43,636.25
116910	HIDTA 2011 G11HI0003A	2014	43,636.25	(63,229.12)	19,592.87			(0.00)
				(102,888.00)	**98,618.98**	**0.00**	**0.00**	
126177	VAWA/VIOLENT CRIMES AGAINST WO	2012			2,454.20			2,454.20
126177	VAWA/VIOLENT CRIMES AGAINST WO	2013	2,454.20	(10,000.00)	8,382.93			837.13
126177	VAWA/VIOLENT CRIMES AGAINST WO	2014	837.13	(6,731.00)	5,893.87			0.00
				(16,731.00)	**16,731.00**	**0.00**	**0.00**	
126300	LLE BLOCK GRANT 2001-LB-BX1458	2012	132.23					132.23
126300	LLE BLOCK GRANT 2001-LB-BX1458	2013	132.23					132.23
126300	LLE BLOCK GRANT 2001-LB-BX1458	2014	132.23					132.23
126300	LLE BLOCK GRANT 2001-LB-BX1458	2015	132.23					132.23
126300	LLE BLOCK GRANT 2001-LB-BX1458	2016	132.23					132.23
				0.00	**0.00**	**0.00**	**0.00**	
126301	STATE E911 WIRELESS COMMSN 12	2012		(697,217.39)	771,998.54			74,781.15
126301	STATE E911 WIRELESS COMMSN 12	2013	74,781.15	(294,882.61)	220,101.46			0.00
				(992,100.00)	**992,100.00**	**0.00**	**0.00**	
126311	FFY12 MPD TRAFFIC DATA	2012		(622.20)	2,877.40			2,255.20
126311	FFY12 MPD TRAFFIC DATA	2013	2,255.20	(3,291.20)	1,036.00			0.00
				(3,913.40)	**3,913.40**	**0.00**	**0.00**	
126331	MPD ROADBLOCK PROGRA-AL02-02	2012	322.12					322.12
126331	MPD ROADBLOCK PROGRA-AL02-02	2013	322.12					322.12
126331	MPD ROADBLOCK PROGRA-AL02-02	2014	322.12					322.12
126331	MPD ROADBLOCK PROGRA-AL02-02	2015	322.12					322.12

County of Maui

Police

Grant Revenues & Expenditures Quarterly Report - by Index and Fiscal Year as of 09/30/2015

Index	Index Title	FY	Beginning Fund Balance	Revenue	Expenditures	Transfers In	Transfers Out	Ending Fund Balance
126331	MPD ROADBLOCK PROGRA-AL02-02	2016	322.12					322.12
				0.00	0.00	0.00	0.00	
126332	ALCOHOL SALES TO MINOR	2012		(3,126.60)	3,126.60			0.00
				(3,126.60)	3,126.60	0.00	0.00	
126333	JUV ACT/INC BG DHS-2-OYS-1160A	2012	(7,482.95)					(7,482.95)
126333	JUV ACT/INC BG DHS-2-OYS-1160A	2013	(7,482.95)					(7,482.95)
126333	JUV ACT/INC BG DHS-2-OYS-1160A	2014	(7,482.95)					(7,482.95)
126333	JUV ACT/INC BG DHS-2-OYS-1160A	2015	(7,482.95)					(7,482.95)
126333	JUV ACT/INC BG DHS-2-OYS-1160A	2016	(7,482.95)					(7,482.95)
				0.00	0.00	0.00	0.00	
126335	JUV ACT/INC BG DHS-2-OYS-1160B	2012	(579.95)					(579.95)
126335	JUV ACT/INC BG DHS-2-OYS-1160B	2013	(579.95)					(579.95)
126335	JUV ACT/INC BG DHS-2-OYS-1160B	2014	(579.95)					(579.95)
126335	JUV ACT/INC BG DHS-2-OYS-1160B	2015	(579.95)					(579.95)
126335	JUV ACT/INC BG DHS-2-OYS-1160B	2016	(579.95)					(579.95)
				0.00	0.00	0.00	0.00	
126336	JUVENILE ACCT INCENTIVE BLOCK	2012		(1,676.19)	5,443.11			3,766.92
126336	JUVENILE ACCT INCENTIVE BLOCK	2013	3,766.92	(49,323.81)	45,556.89			0.00
				(51,000.00)	51,000.00	0.00	0.00	
126337	FFY12 MPD Distracted Driving	2012			10,515.11			10,515.11
126337	FFY12 MPD Distracted Driving	2013	10,515.11	(27,055.10)	16,539.99			0.00
				(27,055.10)	27,055.10	0.00	0.00	
126338	FFY12 MPD Roadblock Program	2012		(70,011.18)	144,995.40			74,984.22
126338	FFY12 MPD Roadblock Program	2013	74,984.22	(115,698.45)	40,638.96			(75.27)
126338	FFY12 MPD Roadblock Program	2014	(75.27)	42.05	33.22			0.00
				(185,667.58)	185,667.58	0.00	0.00	
126339	FFY12 MPD SPEED ENFORCEMENT	2012			42,859.98			42,859.98
126339	FFY12 MPD SPEED ENFORCEMENT	2013	42,859.98	(84,295.14)	41,435.16			0.00
				(84,295.14)	84,295.14	0.00	0.00	
126340	PROHIBITING ALCOHOL SALES TO M	2013		(3,586.14)	4,786.32			1,200.18
126340	PROHIBITING ALCOHOL SALES TO M	2014	1,200.18	(8,000.00)	6,899.13			99.31
126340	PROHIBITING ALCOHOL SALES TO M	2015	99.31					99.31
126340	PROHIBITING ALCOHOL SALES TO M	2016	99.31					99.31

Back to Top

County of Maui

Police

Grant Revenues & Expenditures Quarterly Report - by Index and Fiscal Year as of 09/30/2015

Index	Index Title	FY	Beginning Fund Balance	Revenue	Expenditures	Transfers In	Transfers Out	Ending Fund Balance
				(11,586.14)	**11,685.45**	**0.00**	**0.00**	
126344	MAUI SAFECOMM SPEED SC02-06(03	2012	(1,176.53)					(1,176.53)
126344	MAUI SAFECOMM SPEED SC02-06(03	2013	(1,176.53)					(1,176.53)
126344	MAUI SAFECOMM SPEED SC02-06(03	2014	(1,176.53)					(1,176.53)
126344	MAUI SAFECOMM SPEED SC02-06(03	2015	(1,176.53)					(1,176.53)
126344	MAUI SAFECOMM SPEED SC02-06(03	2016	(1,176.53)					(1,176.53)
				0.00	**0.00**	**0.00**	**0.00**	
126355	KEIKI INJURY PRTCTN CLTN/02-05	2012	2,383.19					2,383.19
126355	KEIKI INJURY PRTCTN CLTN/02-05	2013	2,383.19					2,383.19
126355	KEIKI INJURY PRTCTN CLTN/02-05	2014	2,383.19					2,383.19
126355	KEIKI INJURY PRTCTN CLTN/02-05	2015	2,383.19					2,383.19
126355	KEIKI INJURY PRTCTN CLTN/02-05	2016	2,383.19					2,383.19
				0.00	**0.00**	**0.00**	**0.00**	
126356	MAUI SEAT BELT ENFCT OP02-05	2012	11,869.64					11,869.64
126356	MAUI SEAT BELT ENFCT OP02-05	2013	11,869.64					11,869.64
126356	MAUI SEAT BELT ENFCT OP02-05	2014	11,869.64					11,869.64
126356	MAUI SEAT BELT ENFCT OP02-05	2015	11,869.64					11,869.64
126356	MAUI SEAT BELT ENFCT OP02-05	2016	11,869.64					11,869.64
				0.00	**0.00**	**0.00**	**0.00**	
126360	MPD CHILD RESTRAINT PRJFFY12	2012		(3,443.71)	8,380.28			4,936.57
126360	MPD CHILD RESTRAINT PRJFFY12	2013	4,936.57	(21,316.42)	16,379.85			0.00
				(24,760.13)	**24,760.13**	**0.00**	**0.00**	
126361	MPD TRAFFIC SVCS FY2012	2012			5,409.72			5,409.72
126361	MPD TRAFFIC SVCS FY2012	2013	5,409.72	(27,613.40)	22,241.44			37.76
126361	MPD TRAFFIC SVCS FY2012	2014	37.76	59.36	(97.12)			0.00
				(27,554.04)	**27,554.04**	**0.00**	**0.00**	
126362	FFY12 MPD SEATBELT ENFORCEMENT	2012			51,133.55			51,133.55
126362	FFY12 MPD SEATBELT ENFORCEMENT	2013	51,133.55	(87,735.29)	36,601.74			0.00
				(87,735.29)	**87,735.29**	**0.00**	**0.00**	
126365	FED EQT/SHARING FORFEITURE POL	2012	(863.82)					(863.82)
126365	FED EQT/SHARING FORFEITURE POL	2013	(863.82)					(863.82)
126365	FED EQT/SHARING FORFEITURE POL	2014	(863.82)					(863.82)
126365	FED EQT/SHARING FORFEITURE POL	2015	(863.82)					(863.82)

County of Maui

Police

Grant Revenues & Expenditures Quarterly Report - by Index and Fiscal Year as of 09/30/2015

Index	Index Title	FY	Beginning Fund Balance	Revenue	Expenditures	Transfers In	Transfers Out	Ending Fund Balance
126365	FED EQT/SHARING FORFEITURE POL	2016	(863.82)					(863.82)
				0.00	0.00	0.00	0.00	
126399	911 EMERGENCY MEDICAL FY02	2012	(1,200.00)					(1,200.00)
126399	911 EMERGENCY MEDICAL FY02	2013	(1,200.00)					(1,200.00)
126399	911 EMERGENCY MEDICAL FY02	2014	(1,200.00)					(1,200.00)
126399	911 EMERGENCY MEDICAL FY02	2015	(1,200.00)					(1,200.00)
126399	911 EMERGENCY MEDICAL FY02	2016	(1,200.00)					(1,200.00)
				0.00	0.00	0.00	0.00	
126400	911 EMS DOH#10-100 MOD#1	2012		(254,996.61)	297,965.40			42,968.79
126400	911 EMS DOH#10-100 MOD#1	2013	42,968.79	(57,167.24)	14,198.45			0.00
				(312,163.85)	312,163.85	0.00	0.00	
126430	CLANDSTINE LAB RSPNSE TM00DB18	2012	275.72					275.72
126430	CLANDSTINE LAB RSPNSE TM00DB18	2013	275.72					275.72
126430	CLANDSTINE LAB RSPNSE TM00DB18	2014	275.72					275.72
126430	CLANDSTINE LAB RSPNSE TM00DB18	2015	275.72					275.72
126430	CLANDSTINE LAB RSPNSE TM00DB18	2016	275.72					275.72
				0.00	0.00	0.00	0.00	
126501	COPS IN SCHOOL AWARD	2012	(38,462.46)					(38,462.46)
126501	COPS IN SCHOOL AWARD	2013	(38,462.46)					(38,462.46)
126501	COPS IN SCHOOL AWARD	2014	(38,462.46)					(38,462.46)
126501	COPS IN SCHOOL AWARD	2015	(38,462.46)					(38,462.46)
126501	COPS IN SCHOOL AWARD	2016	(38,462.46)					(38,462.46)
				0.00	0.00	0.00	0.00	
126505	S/W MARIJUANA ERAD #01-DB-4	2012	829.73					829.73
126505	S/W MARIJUANA ERAD #01-DB-4	2013	829.73					829.73
126505	S/W MARIJUANA ERAD #01-DB-4	2014	829.73					829.73
126505	S/W MARIJUANA ERAD #01-DB-4	2015	829.73					829.73
126505	S/W MARIJUANA ERAD #01-DB-4	2016	829.73					829.73
				0.00	0.00	0.00	0.00	
126550	MARIJUANA ERADICATION DEA 2002	2012	(1,034.82)					(1,034.82)
126550	MARIJUANA ERADICATION DEA 2002	2013	(1,034.82)					(1,034.82)
126550	MARIJUANA ERADICATION DEA 2002	2014	(1,034.82)					(1,034.82)
126550	MARIJUANA ERADICATION DEA 2002	2015	(1,034.82)					(1,034.82)

Back to Top

County of Maui

Police

Grant Revenues & Expenditures Quarterly Report - by Index and Fiscal Year as of 09/30/2015

Index	Index Title	FY	Beginning Fund Balance	Revenue	Expenditures	Transfers In	Transfers Out	Ending Fund Balance
126550	MARIJUANA ERADICATION DEA 2002	2016	(1,034.82)					(1,034.82)
				0.00	**0.00**	**0.00**	**0.00**	
126554	DOMESTIC CANNABIS ERADICATION/	2012		(100,000.00)	43,878.28			(56,121.72)
126554	DOMESTIC CANNABIS ERADICATION/	2013	(56,121.72)		56,121.72			0.00
				(100,000.00)	**100,000.00**	**0.00**	**0.00**	
126901	SW NARCOTICS TASK FORCE 01DB11	2012	6,500.00					6,500.00
126901	SW NARCOTICS TASK FORCE 01DB11	2013	6,500.00					6,500.00
126901	SW NARCOTICS TASK FORCE 01DB11	2014	6,500.00					6,500.00
126901	SW NARCOTICS TASK FORCE 01DB11	2015	6,500.00					6,500.00
126901	SW NARCOTICS TASK FORCE 01DB11	2016	6,500.00					6,500.00
				0.00	**0.00**	**0.00**	**0.00**	
126902	TRAINING GRANTS-SOH FY2012	2012		(9,281.77)	31,895.09			22,613.32
126902	TRAINING GRANTS-SOH FY2012	2013	22,613.32		(22,613.32)			(0.00)
				(9,281.77)	**9,281.77**	**0.00**	**0.00**	
126903	SAFE/DRUG FREE SCHOOLS #3 DHS	2012	4,291.33					4,291.33
126903	SAFE/DRUG FREE SCHOOLS #3 DHS	2013	4,291.33					4,291.33
126903	SAFE/DRUG FREE SCHOOLS #3 DHS	2014	4,291.33					4,291.33
126903	SAFE/DRUG FREE SCHOOLS #3 DHS	2015	4,291.33					4,291.33
126903	SAFE/DRUG FREE SCHOOLS #3 DHS	2016	4,291.33					4,291.33
				0.00	**0.00**	**0.00**	**0.00**	
126905	D.A.R.E.PRGRM(DOE) 02 #18475	2012	1,338.75					1,338.75
126905	D.A.R.E.PRGRM(DOE) 02 #18475	2013	1,338.75					1,338.75
126905	D.A.R.E.PRGRM(DOE) 02 #18475	2014	1,338.75					1,338.75
126905	D.A.R.E.PRGRM(DOE) 02 #18475	2015	1,338.75					1,338.75
126905	D.A.R.E.PRGRM(DOE) 02 #18475	2016	1,338.75					1,338.75
				0.00	**0.00**	**0.00**	**0.00**	
126908	TRAINING GRANTS-SOH VARIOUS	2012	141,424.24		(41,319.93)			100,104.31
126908	TRAINING GRANTS-SOH VARIOUS	2013	100,104.31		(29,729.10)			70,375.21
126908	TRAINING GRANTS-SOH VARIOUS	2014	70,375.21		(60,559.76)			9,815.45
126908	TRAINING GRANTS-SOH VARIOUS	2015	9,815.45		203.00			10,018.45
126908	TRAINING GRANTS-SOH VARIOUS	2016	10,018.45					10,018.45
				0.00	**(131,405.79)**	**0.00**	**0.00**	
126910	HIGH INTENSITY DRUG TRAFFICKIN	2013			2,032.20			2,032.20

County of Maui

Police

Grant Revenues & Expenditures Quarterly Report - by Index and Fiscal Year as of 09/30/2015

Index	Index Title	FY	Beginning Fund Balance	Revenue	Expenditures	Transfers In	Transfers Out	Ending Fund Balance
126910	HIGH INTENSITY DRUG TRAFFICKIN	2014	2,032.20	(107,245.00)	105,212.80			(0.00)
				(107,245.00)	**107,245.00**	**0.00**	**0.00**	
136001	MAUI SEXUAL ASSAULT RESPONSE	2014		(37,525.62)	37,525.62			(0.00)
				(37,525.62)	**37,525.62**	**0.00**	**0.00**	
136177	VAWA/SEXUAL ASSAULT EXAMINATIO	2013		(1,000.00)	5,154.25			4,154.25
136177	VAWA/SEXUAL ASSAULT EXAMINATIO	2014	4,154.25	(23,000.00)	43,606.06			24,760.31
136177	VAWA/SEXUAL ASSAULT EXAMINATIO	2015	24,760.31	(27,719.00)	2,958.69			0.00
				(51,719.00)	**51,719.00**	**0.00**	**0.00**	
136178	SOH JUVENILE JUSTICE INFO SYST	2013			24,596.00			24,596.00
136178	SOH JUVENILE JUSTICE INFO SYST	2014	24,596.00	(24,596.00)				0.00
				(24,596.00)	**24,596.00**	**0.00**	**0.00**	
136301	STATE E911 WIRELESS COMMISSIO	2013		(2,420,867.07)	2,310,727.20			(110,139.87)
136301	STATE E911 WIRELESS COMMISSIO	2014	(110,139.87)	(313,939.36)	413,516.66			(10,562.57)
136301	STATE E911 WIRELESS COMMISSIO	2015	(10,562.57)					(10,562.57)
136301	STATE E911 WIRELESS COMMISSIO	2016	(10,562.57)		1,233.33			(9,329.24)
				(2,734,806.43)	**2,725,477.19**	**0.00**	**0.00**	
136302	VAWA/DOMESTIC VIOLENCE OUTREAC	2013		(6,000.00)	7,039.29			1,039.29
136302	VAWA/DOMESTIC VIOLENCE OUTREAC	2014	1,039.29	(4,000.00)	3,201.19			240.48
136302	VAWA/DOMESTIC VIOLENCE OUTREAC	2015	240.48	(14,000.00)	16,979.63			3,220.11
136302	VAWA/DOMESTIC VIOLENCE OUTREAC	2016	3,220.11	(3,000.00)				220.11
				(27,000.00)	**27,220.11**	**0.00**	**0.00**	
136303	HIGH INTENSITY DRUG TRAFFICKIN	2014			9,616.40			9,616.40
136303	HIGH INTENSITY DRUG TRAFFICKIN	2015	9,616.40	(46,123.39)	33,506.99			(3,000.00)
136303	HIGH INTENSITY DRUG TRAFFICKIN	2016	(3,000.00)	3,000.00				0.00
				(43,123.39)	**43,123.39**	**0.00**	**0.00**	
136304	JUVENILE ACCT INCENTIVE BLCK	2013			2,161.24			2,161.24
136304	JUVENILE ACCT INCENTIVE BLCK	2014	2,161.24	(51,397.00)	46,073.56			(3,162.20)
136304	JUVENILE ACCT INCENTIVE BLCK	2015	(3,162.20)		3,162.20			0.00
				(51,397.00)	**51,397.00**	**0.00**	**0.00**	
136311	FFY13 MPD TRAFFIC DATA	2013		(3,064.77)	5,843.47			2,778.70
136311	FFY13 MPD TRAFFIC DATA	2014	2,778.70	(3,625.50)	846.80			0.00
				(6,690.27)	**6,690.27**	**0.00**	**0.00**	

Back to Top

County of Maui

Police

Grant Revenues & Expenditures Quarterly Report - by Index and Fiscal Year as of 09/30/2015

Index	Index Title	FY	Beginning Fund Balance	Revenue	Expenditures	Transfers In	Transfers Out	Ending Fund Balance
136330	DOH-ADAD TOBACCO SALES-MINORS	2012	(1,015.70)					(1,015.70)
136330	DOH-ADAD TOBACCO SALES-MINORS	2013	(1,015.70)					(1,015.70)
136330	DOH-ADAD TOBACCO SALES-MINORS	2014	(1,015.70)					(1,015.70)
136330	DOH-ADAD TOBACCO SALES-MINORS	2015	(1,015.70)					(1,015.70)
136330	DOH-ADAD TOBACCO SALES-MINORS	2016	(1,015.70)					(1,015.70)
				0.00	**0.00**	**0.00**	**0.00**	
136331	MPD ROADBLOCK PROGRAM	2012	6,926.72					6,926.72
136331	MPD ROADBLOCK PROGRAM	2013	6,926.72					6,926.72
136331	MPD ROADBLOCK PROGRAM	2014	6,926.72					6,926.72
136331	MPD ROADBLOCK PROGRAM	2015	6,926.72	(8,314.20)	1,387.48			0.00
				(8,314.20)	**1,387.48**	**0.00**	**0.00**	
136333	JUV ACT/INCNTV B/G PROJ#P.O.I.	2012	(6,678.32)					(6,678.32)
136333	JUV ACT/INCNTV B/G PROJ#P.O.I.	2013	(6,678.32)					(6,678.32)
136333	JUV ACT/INCNTV B/G PROJ#P.O.I.	2014	(6,678.32)					(6,678.32)
136333	JUV ACT/INCNTV B/G PROJ#P.O.I.	2015	(6,678.32)					(6,678.32)
136333	JUV ACT/INCNTV B/G PROJ#P.O.I.	2016	(6,678.32)					(6,678.32)
				0.00	**0.00**	**0.00**	**0.00**	
136335	J/ACT/INCNTV/BG PROJ#COMP STRA	2012	(2,226.75)					(2,226.75)
136335	J/ACT/INCNTV/BG PROJ#COMP STRA	2013	(2,226.75)					(2,226.75)
136335	J/ACT/INCNTV/BG PROJ#COMP STRA	2014	(2,226.75)					(2,226.75)
136335	J/ACT/INCNTV/BG PROJ#COMP STRA	2015	(2,226.75)					(2,226.75)
136335	J/ACT/INCNTV/BG PROJ#COMP STRA	2016	(2,226.75)					(2,226.75)
				0.00	**0.00**	**0.00**	**0.00**	
136337	FFY13 MPD DISTRACTED DRIVING	2013		(9,381.91)	11,994.06			2,612.15
136337	FFY13 MPD DISTRACTED DRIVING	2014	2,612.15	(42,618.09)	40,005.94			0.00
				(52,000.00)	**52,000.00**	**0.00**	**0.00**	
136338	FFY13 MPD ROADBLOCK PROGRAM	2013		(42,180.15)	100,667.96			58,487.81
136338	FFY13 MPD ROADBLOCK PROGRAM	2014	58,487.81	(154,786.40)	96,298.59			0.00
				(196,966.55)	**196,966.55**	**0.00**	**0.00**	
136339	FFY13 MPD SPEED PROGRAM	2013		(27,475.01)	44,259.92			16,784.91
136339	FFY13 MPD SPEED PROGRAM	2014	16,784.91	(58,435.93)	41,651.02			(0.00)
				(85,910.94)	**85,910.94**	**0.00**	**0.00**	
136344	MAUI SAFE COMM SPEED	2012	(2,980.49)		(130.05)			(3,110.54)

County of Maui

Police

Grant Revenues & Expenditures Quarterly Report - by Index and Fiscal Year as of 09/30/2015

Index	Index Title	FY	Beginning Fund Balance	Revenue	Expenditures	Transfers In	Transfers Out	Ending Fund Balance
136344	MAUI SAFE COMM SPEED	2013	(3,110.54)					(3,110.54)
136344	MAUI SAFE COMM SPEED	2014	(3,110.54)					(3,110.54)
136344	MAUI SAFE COMM SPEED	2015	(3,110.54)		(414.99)			(3,525.53)
136344	MAUI SAFE COMM SPEED	2016	(3,525.53)					(3,525.53)
				0.00	**(545.04)**	**0.00**	**0.00**	
136349	MAUI SPEED ENFORCEMENT	2012	(7,293.90)					(7,293.90)
136349	MAUI SPEED ENFORCEMENT	2013	(7,293.90)					(7,293.90)
136349	MAUI SPEED ENFORCEMENT	2014	(7,293.90)					(7,293.90)
136349	MAUI SPEED ENFORCEMENT	2015	(7,293.90)	8,314.20	(1,020.30)			0.00
				8,314.20	**(1,020.30)**	**0.00**	**0.00**	
136351	MPD DATA RECORDS	2012	6,224.00					6,224.00
136351	MPD DATA RECORDS	2013	6,224.00					6,224.00
136351	MPD DATA RECORDS	2014	6,224.00					6,224.00
136351	MPD DATA RECORDS	2015	6,224.00		(6,224.00)			0.00
				0.00	**(6,224.00)**	**0.00**	**0.00**	
136355	KEIKI INJURY PRTCTN OP03-05(03	2012	(1,246.89)					(1,246.89)
136355	KEIKI INJURY PRTCTN OP03-05(03	2013	(1,246.89)					(1,246.89)
136355	KEIKI INJURY PRTCTN OP03-05(03	2014	(1,246.89)		1,246.89			0.00
				0.00	**1,246.89**	**0.00**	**0.00**	
136356	MPD SEATBELT PRGRM-OPO3-05(01M	2012	(32,203.19)					(32,203.19)
136356	MPD SEATBELT PRGRM-OPO3-05(01M	2013	(32,203.19)					(32,203.19)
136356	MPD SEATBELT PRGRM-OPO3-05(01M	2014	(32,203.19)					(32,203.19)
136356	MPD SEATBELT PRGRM-OPO3-05(01M	2015	(32,203.19)					(32,203.19)
136356	MPD SEATBELT PRGRM-OPO3-05(01M	2016	(32,203.19)					(32,203.19)
				0.00	**0.00**	**0.00**	**0.00**	
136358	MPD RCONSTRCTNIST-PT030203M01	2012	(2,020.52)					(2,020.52)
136358	MPD RCONSTRCTNIST-PT030203M01	2013	(2,020.52)					(2,020.52)
136358	MPD RCONSTRCTNIST-PT030203M01	2014	(2,020.52)		2,020.52			0.00
				0.00	**2,020.52**	**0.00**	**0.00**	
136360	MPD CHILD RESTRAINT PROJECT	2013		(14,770.26)	28,605.19			13,834.93
136360	MPD CHILD RESTRAINT PROJECT	2014	13,834.93	(21,644.77)	7,809.84			(0.00)
				(36,415.03)	**36,415.03**	**0.00**	**0.00**	
136361	MPD TRAFFIC SERVICES FFY13	2013			17,352.51			17,352.51

Back to Top

County of Maui

Police

Grant Revenues & Expenditures Quarterly Report - by Index and Fiscal Year as of 09/30/2015

Index	Index Title	FY	Beginning Fund Balance	Revenue	Expenditures	Transfers In	Transfers Out	Ending Fund Balance
136361	MPD TRAFFIC SERVICES FFY13	2014	17,352.51	(17,352.51)				0.00
				(17,352.51)	**17,352.51**	**0.00**	**0.00**	
136362	FFY13 MPD SEATBELT PROGRAM	2013		(16,870.10)	37,466.28			20,596.18
136362	FFY13 MPD SEATBELT PROGRAM	2014	20,596.18	(41,471.21)	20,875.03			0.00
				(58,341.31)	**58,341.31**	**0.00**	**0.00**	
136365	FED EQT/SHARING FORFEITURE POL	2012	(134.78)					(134.78)
136365	FED EQT/SHARING FORFEITURE POL	2013	(134.78)					(134.78)
136365	FED EQT/SHARING FORFEITURE POL	2014	(134.78)					(134.78)
136365	FED EQT/SHARING FORFEITURE POL	2015	(134.78)					(134.78)
136365	FED EQT/SHARING FORFEITURE POL	2016	(134.78)					(134.78)
				0.00	**0.00**	**0.00**	**0.00**	
136399	911 EMS FY03LOG#98-320 MOD#5	2012	67,631.31					67,631.31
136399	911 EMS FY03LOG#98-320 MOD#5	2013	67,631.31					67,631.31
136399	911 EMS FY03LOG#98-320 MOD#5	2014	67,631.31					67,631.31
136399	911 EMS FY03LOG#98-320 MOD#5	2015	67,631.31					67,631.31
136399	911 EMS FY03LOG#98-320 MOD#5	2016	67,631.31					67,631.31
				0.00	**0.00**	**0.00**	**0.00**	
136400	911 EMERGENCY MEDICAL SVC PRG	2013		(273,809.09)	311,871.83			38,062.74
136400	911 EMERGENCY MEDICAL SVC PRG	2014	38,062.74	(51,065.61)	13,002.87			0.00
				(324,874.70)	**324,874.70**	**0.00**	**0.00**	
136430	CLANDSTINE LAB RSPNSE 02-DB-10	2012	(2,359.80)					(2,359.80)
136430	CLANDSTINE LAB RSPNSE 02-DB-10	2013	(2,359.80)					(2,359.80)
136430	CLANDSTINE LAB RSPNSE 02-DB-10	2014	(2,359.80)		2,359.80			0.00
				0.00	**2,359.80**	**0.00**	**0.00**	
136508	SW MARIJUANA ERADICATION SMETF	2013		(40,000.00)	50,872.57			10,872.57
136508	SW MARIJUANA ERADICATION SMETF	2014	10,872.57	(27,827.00)	16,954.43			0.00
				(67,827.00)	**67,827.00**	**0.00**	**0.00**	
136521	GANG RESISTANCE EDUC/TRAINING	2012	(1,487.52)		1,487.52			0.00
				0.00	**1,487.52**	**0.00**	**0.00**	
136537	DOH PROHIBITING TOBACCO SALES	2013		(2,663.99)	4,466.63			1,802.64
136537	DOH PROHIBITING TOBACCO SALES	2014	1,802.64	(5,175.04)	3,372.40			0.00
136537	DOH PROHIBITING TOBACCO SALES	2015		(1,625.77)	1,625.77			0.00

County of Maui

Police

Grant Revenues & Expenditures Quarterly Report - by Index and Fiscal Year as of 09/30/2015

Index	Index Title	FY	Beginning Fund Balance	Revenue	Expenditures	Transfers In	Transfers Out	Ending Fund Balance
				(9,464.80)	**9,464.80**	**0.00**	**0.00**	
136552	NATL INCIDENT BASED RPRT SYS03	2012	318.24		(318.24)			0.00
				0.00	**(318.24)**	**0.00**	**0.00**	
136556	RESEARCH GUIDED RESP TO ROBBER	2013		(10,244.00)	10,244.00			0.00
				(10,244.00)	**10,244.00**	**0.00**	**0.00**	
136558	CHOICES MENTORSHIP PROGRAM	2013		(15,000.00)	19,927.18			4,927.18
136558	CHOICES MENTORSHIP PROGRAM	2014	4,927.18	(48,106.10)	43,178.92			0.00
				(63,106.10)	**63,106.10**	**0.00**	**0.00**	
136560	KIHEI DISTRICT BICYCLE PTRL	2013		(21,183.22)	21,183.22			(0.00)
				(21,183.22)	**21,183.22**	**0.00**	**0.00**	
136902	TRAINING GRANTS FY2013	2013		(30,497.13)	71,740.69			41,243.56
136902	TRAINING GRANTS FY2013	2014	41,243.56		(44,516.91)			(3,273.35)
136902	TRAINING GRANTS FY2013	2015	(3,273.35)					(3,273.35)
136902	TRAINING GRANTS FY2013	2016	(3,273.35)					(3,273.35)
				(30,497.13)	**27,223.78**	**0.00**	**0.00**	
136903	SAFE/DRUG FREE SCHOOLS #4 DHS	2012	(7,114.20)		7,114.20			0.00
				0.00	**7,114.20**	**0.00**	**0.00**	
136907	HAWAII NARCOTICS TASK FORCE	2013		(2,000.00)	5,936.69			3,936.69
136907	HAWAII NARCOTICS TASK FORCE	2014	3,936.69	(24,000.00)	29,655.34			9,592.03
136907	HAWAII NARCOTICS TASK FORCE	2015	9,592.03	(26,469.00)	16,876.97			0.00
				(52,469.00)	**52,469.00**	**0.00**	**0.00**	
136910	HI INTRAGENCY MOBLE POLICE 02	2012	(2,506.82)					(2,506.82)
136910	HI INTRAGENCY MOBLE POLICE 02	2013	(2,506.82)					(2,506.82)
136910	HI INTRAGENCY MOBLE POLICE 02	2014	(2,506.82)					(2,506.82)
136910	HI INTRAGENCY MOBLE POLICE 02	2015	(2,506.82)					(2,506.82)
136910	HI INTRAGENCY MOBLE POLICE 02	2016	(2,506.82)					(2,506.82)
				0.00	**0.00**	**0.00**	**0.00**	
146026	TRAINING GRANTS FY2014	2014		(23,610.24)	27,807.71			4,197.47
146026	TRAINING GRANTS FY2014	2015	4,197.47	(4,480.40)	66.80			(216.13)
146026	TRAINING GRANTS FY2014	2016	(216.13)					(216.13)
				(28,090.64)	**27,874.51**	**0.00**	**0.00**	
146030	STATE E911 WIRELESS COMMISSION	2014		(716,613.51)	820,487.04			103,873.53

Back to Top

County of Maui

Police

Grant Revenues & Expenditures Quarterly Report - by Index and Fiscal Year as of 09/30/2015

Index	Index Title	FY	Beginning Fund Balance	Revenue	Expenditures	Transfers In	Transfers Out	Ending Fund Balance
146030	STATE E911 WIRELESS COMMISSION	2015	103,873.53	(147,604.59)	43,080.84			(650.22)
146030	STATE E911 WIRELESS COMMISSION	2016	(650.22)					(650.22)
				(864,218.10)	**863,567.88**	**0.00**	**0.00**	
146031	911 EMERGENCY MEDICAL SVC	2014		(254,241.02)	292,797.74			38,556.72
146031	911 EMERGENCY MEDICAL SVC	2015	38,556.72	(51,881.09)	13,324.37			0.00
				(306,122.11)	**306,122.11**	**0.00**	**0.00**	
146032	DOMESTIC CANNABIS ENFORCEMENT	2014		(96,808.93)	96,808.93			0.00
				(96,808.93)	**96,808.93**	**0.00**	**0.00**	
146033	MPD TRAFFIC SERVICES	2014		(7,762.56)	20,852.77			13,090.21
146033	MPD TRAFFIC SERVICES	2015	13,090.21	(35,459.71)	22,369.50			0.00
				(43,222.27)	**43,222.27**	**0.00**	**0.00**	
146034	DISTRACTED DRIVING ENFORCEMENT	2014		(798.61)	19,264.71			18,466.10
146034	DISTRACTED DRIVING ENFORCEMENT	2015	18,466.10	(27,890.97)	9,424.87			(0.00)
				(28,689.58)	**28,689.58**	**0.00**	**0.00**	
146037	FFY14 MPD SEAT BELT PROGRAM	2014		(26,071.02)	37,121.84			11,050.82
146037	FFY14 MPD SEAT BELT PROGRAM	2015	11,050.82	(26,547.23)	15,496.41			(0.00)
				(52,618.25)	**52,618.25**	**0.00**	**0.00**	
146038	FFY14 SPEED ENFORCEMENT	2014		(43,548.84)	64,373.94			20,825.10
146038	FFY14 SPEED ENFORCEMENT	2015	20,825.10	(53,209.42)	32,384.32			0.00
				(96,758.26)	**96,758.26**	**0.00**	**0.00**	
146039	FFY14 MPD TRAFFIC DATA RECORDS	2014		(82,985.53)	83,777.13			791.60
146039	FFY14 MPD TRAFFIC DATA RECORDS	2015	791.60	(1,562.80)	771.20			0.00
				(84,548.33)	**84,548.33**	**0.00**	**0.00**	
146042	MPD CHILD RESTRAINT PROJECT	2014		(11,675.18)	17,590.73			5,915.55
146042	MPD CHILD RESTRAINT PROJECT	2015	5,915.55	(13,862.77)	8,031.72			84.50
146042	MPD CHILD RESTRAINT PROJECT	2016	84.50					84.50
				(25,537.95)	**25,622.45**	**0.00**	**0.00**	
146044	MPD ROADBLOCK PROGRAM	2014		(59,030.35)	109,686.74			50,656.39
146044	MPD ROADBLOCK PROGRAM	2015	50,656.39	(104,210.37)	53,553.98			0.00
				(163,240.72)	**163,240.72**	**0.00**	**0.00**	
146045	VIOLENCE AGAINST WOMEN ACT	2014		(9,000.00)	12,552.68			3,552.68
146045	VIOLENCE AGAINST WOMEN ACT	2015	3,552.68	(6,000.00)	17,813.43			15,366.11

County of Maui

Police

Grant Revenues & Expenditures Quarterly Report - by Index and Fiscal Year as of 09/30/2015

Index	Index Title	FY	Beginning Fund Balance	Revenue	Expenditures	Transfers In	Transfers Out	Ending Fund Balance
146045	VIOLENCE AGAINST WOMEN ACT	2016	15,366.11	(15,000.00)	7,146.10			7,512.21
				(30,000.00)	**37,512.21**	**0.00**	**0.00**	
146046	JUVENILE ACCT INCENTIVE BLCK	2014			11,230.31			11,230.31
146046	JUVENILE ACCT INCENTIVE BLCK	2015	11,230.31	(43,259.99)	39,881.13			7,851.45
146046	JUVENILE ACCT INCENTIVE BLCK	2016	7,851.45	(8,136.30)				(284.85)
				(51,396.29)	**51,111.44**	**0.00**	**0.00**	
146047	SW MARIJUANA ERADICATION	2014			320.96			320.96
146047	SW MARIJUANA ERADICATION	2015	320.96	(3,000.00)	4,335.91			1,656.87
146047	SW MARIJUANA ERADICATION	2016	779.93	(1,000.00)	881.71			661.64
				(4,000.00)	**5,538.58**	**0.00**	**0.00**	
146051	DOMESTIC CANNABIS DEA	2014		(100,000.00)	13,184.16			(86,815.84)
146051	DOMESTIC CANNABIS DEA	2015	(86,815.84)	33,347.54	53,468.30			0.00
				(66,652.46)	**66,652.46**	**0.00**	**0.00**	
146053	E BYRNE/EPIC AWARENESS	2015		(13,000.00)	14,430.61			1,430.61
146053	E BYRNE/EPIC AWARENESS	2016	1,430.61	(1,000.00)	9,975.94			10,406.55
				(14,000.00)	**24,406.55**	**0.00**	**0.00**	
146331	MPD ROADBLCK PRG#AL04-02/01M03	2012	25,519.05		(33.78)			25,485.27
146331	MPD ROADBLCK PRG#AL04-02/01M03	2013	25,485.27	(25,485.27)				0.00
				(25,485.27)	**(33.78)**	**0.00**	**0.00**	
146333	JUV ACT INCNTV B/G PROJ#P.O.I.	2012	(26,509.00)	26,600.00	(91.00)			0.00
				26,600.00	**(91.00)**	**0.00**	**0.00**	
146334	MAUI SAFE COMMUNITY/BIKE SFTY	2012	(2,153.70)		2,153.70			0.00
				0.00	**2,153.70**	**0.00**	**0.00**	
146335	J/ACT/INCNTV/BG GRADUATD SNCTN	2012	26,600.00	(26,600.00)				0.00
				(26,600.00)	**0.00**	**0.00**	**0.00**	
146349	MPD SPEED ENFORCEMENT WAILUKU	2012	5,644.24					5,644.24
146349	MPD SPEED ENFORCEMENT WAILUKU	2013	5,644.24	(11,881.95)	6,237.71			0.00
				(11,881.95)	**6,237.71**	**0.00**	**0.00**	
146351	MPD TRAFFIC DATA-DOT FY04	2012	52,334.13					52,334.13
146351	MPD TRAFFIC DATA-DOT FY04	2013	52,334.13	(52,162.17)	(171.96)			0.00
				(52,162.17)	**(171.96)**	**0.00**	**0.00**	
146355	KEIKI INJURY PRTCTN OP04-05(03	2012	12,764.13					12,764.13

Back to Top

County of Maui

Police

Grant Revenues & Expenditures Quarterly Report - by Index and Fiscal Year as of 09/30/2015

Index	Index Title	FY	Beginning Fund Balance	Revenue	Expenditures	Transfers In	Transfers Out	Ending Fund Balance
146355	KEIKI INJURY PRTCTN OP04-05(03	2013	12,764.13	(13,076.13)	312.00			0.00
				(13,076.13)	**312.00**	**0.00**	**0.00**	
146356	MPD SEATBELT PRG#OP04-05(01M03	2012	56,668.86					56,668.86
146356	MPD SEATBELT PRG#OP04-05(01M03	2013	56,668.86	(56,668.86)				0.00
				(56,668.86)	**0.00**	**0.00**	**0.00**	
146358	MPD RCONSTRCTNIST#PT04-01(03M1	2012	34,783.21					34,783.21
146358	MPD RCONSTRCTNIST#PT04-01(03M1	2013	34,783.21	(34,781.00)	(2.21)			0.00
				(34,781.00)	**(2.21)**	**0.00**	**0.00**	
146365	POLICE FORFEITURES	2012	(9,175.25)					(9,175.25)
146365	POLICE FORFEITURES	2013	(9,175.25)					(9,175.25)
146365	POLICE FORFEITURES	2014	(9,175.25)					(9,175.25)
146365	POLICE FORFEITURES	2015	(9,175.25)					(9,175.25)
146365	POLICE FORFEITURES	2016	(9,175.25)					(9,175.25)
				0.00	**0.00**	**0.00**	**0.00**	
146400	911 EMS DOH 04 LOG#04-337	2012	22,572.34					22,572.34
146400	911 EMS DOH 04 LOG#04-337	2013	22,572.34					22,572.34
146400	911 EMS DOH 04 LOG#04-337	2014	22,572.34					22,572.34
146400	911 EMS DOH 04 LOG#04-337	2015	22,572.34					22,572.34
146400	911 EMS DOH 04 LOG#04-337	2016	22,572.34					22,572.34
				0.00	**0.00**	**0.00**	**0.00**	
146500	ELCTRONIC EXPLOITN OF CHILDREN	2012	(5,212.26)		5,212.26			0.00
				0.00	**5,212.26**	**0.00**	**0.00**	
146501	NATL HWAYS-SEATBELT DEMO PRGRM	2012	(11,103.45)		11,103.45			0.00
				0.00	**11,103.45**	**0.00**	**0.00**	
146502	ANALYTICAL EQUIP & INFO MGT SY	2012	4,813.63					4,813.63
146502	ANALYTICAL EQUIP & INFO MGT SY	2013	4,813.63					4,813.63
146502	ANALYTICAL EQUIP & INFO MGT SY	2014	4,813.63					4,813.63
146502	ANALYTICAL EQUIP & INFO MGT SY	2015	4,813.63					4,813.63
146502	ANALYTICAL EQUIP & INFO MGT SY	2016	4,813.63					4,813.63
				0.00	**0.00**	**0.00**	**0.00**	
146505	S/W MARIJUANA ERADCTN #03-DB-1	2012	(1,999.28)		1,999.28			0.00
				0.00	**1,999.28**	**0.00**	**0.00**	

County of Maui

Police

Grant Revenues & Expenditures Quarterly Report - by Index and Fiscal Year as of 09/30/2015

Index	Index Title	FY	Beginning Fund Balance	Revenue	Expenditures	Transfers In	Transfers Out	Ending Fund Balance
146507	LAHAINA SPEED PRG#SC04-0602M01	2012	2,676.51					2,676.51
146507	LAHAINA SPEED PRG#SC04-0602M01	2013	2,676.51	(2,676.51)				0.00
				(2,676.51)	**0.00**	**0.00**	**0.00**	
146509	POLICE AGAINST STREET SALES	2012	450.94		(450.94)			0.00
				0.00	**(450.94)**	**0.00**	**0.00**	
146521	G.R.E.A.T(ATF)ATC#03000169	2012	(5,065.54)		5,065.54			0.00
				0.00	**5,065.54**	**0.00**	**0.00**	
146550	MARIJUANA ERADCTN DEA 2003-51	2012	(6,254.17)					(6,254.17)
146550	MARIJUANA ERADCTN DEA 2003-51	2013	(6,254.17)					(6,254.17)
146550	MARIJUANA ERADCTN DEA 2003-51	2014	(6,254.17)					(6,254.17)
146550	MARIJUANA ERADCTN DEA 2003-51	2015	(6,254.17)					(6,254.17)
146550	MARIJUANA ERADCTN DEA 2003-51	2016	(6,254.17)					(6,254.17)
				0.00	**0.00**	**0.00**	**0.00**	
146553	DOMESTIC CANNABIS DEA 2004-53	2012	(16,491.67)					(16,491.67)
146553	DOMESTIC CANNABIS DEA 2004-53	2013	(16,491.67)		2,720.00			(13,771.67)
146553	DOMESTIC CANNABIS DEA 2004-53	2014	(13,771.67)					(13,771.67)
146553	DOMESTIC CANNABIS DEA 2004-53	2015	(13,771.67)					(13,771.67)
146553	DOMESTIC CANNABIS DEA 2004-53	2016	(13,771.67)					(13,771.67)
				0.00	**2,720.00**	**0.00**	**0.00**	
156024	TRAINING GRANTS FY2015	2015		(1,921.87)	12,185.39			10,263.52
156024	TRAINING GRANTS FY2015	2016	10,263.52		(1,544.64)			8,718.88
				(1,921.87)	**10,640.75**	**0.00**	**0.00**	
156030	STATE E911 WIRELESS COMMISSION	2015		(602,095.99)	1,127,334.49			525,238.50
156030	STATE E911 WIRELESS COMMISSION	2016	135,724.04	(497,783.00)	5,572.20			(356,486.76)
				(1,099,878.99)	**1,132,906.69**	**0.00**	**0.00**	
156031	911 EMERGENCY MEDICAL SVC	2015		(250,180.18)	326,103.09			75,922.91
156031	911 EMERGENCY MEDICAL SVC	2016	75,922.91	(60,274.86)	15,084.50			30,732.55
				(310,455.04)	**341,187.59**	**0.00**	**0.00**	
156033	MPD TRAFFIC SERVICES	2015			33,897.68			33,897.68
156033	MPD TRAFFIC SERVICES	2016	30,189.84	(19,327.92)	3,866.80			14,728.72
				(19,327.92)	**37,764.48**	**0.00**	**0.00**	
156037	FFY15 MPD SEAT BELT PROGRAM	2015		(17,984.56)	29,143.32			11,158.76

Back to Top

County of Maui

Police

Grant Revenues & Expenditures Quarterly Report - by Index and Fiscal Year as of 09/30/2015

Index	Index Title	FY	Beginning Fund Balance	Revenue	Expenditures	Transfers In	Transfers Out	Ending Fund Balance
156037	FFY15 MPD SEAT BELT PROGRAM	2016	11,158.76	(11,158.76)				0.00
				(29,143.32)	**29,143.32**	**0.00**	**0.00**	
156038	FFY15 SPEED ENFORCEMENT	2015		(4,085.65)	28,065.89			23,980.24
156038	FFY15 SPEED ENFORCEMENT	2016	23,980.24	(9,152.24)				14,828.00
				(13,237.89)	**28,065.89**	**0.00**	**0.00**	
156039	FFY15 MPD TRAFFIC DATA RECORDS	2015		(6,002.78)	16,714.91			10,712.13
156039	FFY15 MPD TRAFFIC DATA RECORDS	2016	10,692.13	(14,653.91)	1,532.88			(2,428.90)
				(20,656.69)	**18,247.79**	**0.00**	**0.00**	
156040	DISTRACTED DRIVING ENFORCEMENT	2015		(91.50)	91.50			0.00
				(91.50)	**91.50**	**0.00**	**0.00**	
156044	MPD ROADBLOCK PROGRAM	2015		(54,578.20)	135,106.29			80,528.09
156044	MPD ROADBLOCK PROGRAM	2016	77,104.17		12,797.04			89,901.21
				(54,578.20)	**147,903.33**	**0.00**	**0.00**	
156046	KALO PROGRAM	2015		(66,037.64)	88,874.28			22,836.64
156046	KALO PROGRAM	2016	22,836.64	(18,264.25)				4,572.39
				(84,301.89)	**88,874.28**	**0.00**	**0.00**	
156051	DOMESTIC CANNABIS DEA	2015		(90,000.00)	1,637.82			(88,362.18)
156051	DOMESTIC CANNABIS DEA	2016	(89,374.68)		60,071.52			(29,303.16)
				(90,000.00)	**61,709.34**	**0.00**	**0.00**	
156053	HAWAII NARCOTICS TASK FORCE	2015		(11,000.00)	16,389.96			5,389.96
156053	HAWAII NARCOTICS TASK FORCE	2016	5,389.96	(5,000.00)	11,621.04			12,011.00
				(16,000.00)	**28,011.00**	**0.00**	**0.00**	
156054	HIGH INTENSITY DRUG TRAFFICKIN	2015		(32,277.00)	65,295.78			33,018.78
156054	HIGH INTENSITY DRUG TRAFFICKIN	2016	32,838.78		21,044.29			53,883.07
				(32,277.00)	**86,340.07**	**0.00**	**0.00**	
156056	MPD CHILD RESTRAINT PROJ	2015		(5,511.83)	12,236.72			6,724.89
156056	MPD CHILD RESTRAINT PROJ	2016	6,624.89		5,683.43			12,308.32
				(5,511.83)	**17,920.15**	**0.00**	**0.00**	
156058	JUVENILE ACCT INCENTIVE BLCK	2015			4,492.24			4,492.24
156058	JUVENILE ACCT INCENTIVE BLCK	2016	4,492.24		8,944.50			13,436.74
				0.00	**13,436.74**	**0.00**	**0.00**	
156333	JUV/ACT/BG POI DHS-05-OYS-2153	2012	(6,407.76)		1,451.51			(4,956.25)

County of Maui

Police

Grant Revenues & Expenditures Quarterly Report - by Index and Fiscal Year as of 09/30/2015

Index	Index Title	FY	Beginning Fund Balance	Revenue	Expenditures	Transfers In	Transfers Out	Ending Fund Balance
156333	JUV/ACT/BG POI DHS-05-OYS-2153	2013	(4,956.25)					(4,956.25)
156333	JUV/ACT/BG POI DHS-05-OYS-2153	2014	(4,956.25)					(4,956.25)
156333	JUV/ACT/BG POI DHS-05-OYS-2153	2015	(4,956.25)					(4,956.25)
156333	JUV/ACT/BG POI DHS-05-OYS-2153	2016	(4,956.25)					(4,956.25)
				0.00	**1,451.51**	**0.00**	**0.00**	
156338	MPD ROADBLOCK PRG FY05 DOT	2012	(31,507.18)		31,507.18			0.00
				0.00	**31,507.18**	**0.00**	**0.00**	
156360	HI COPS METH. GRNT 04-CK-02	2012	(6,986.75)		6,986.75			0.00
				0.00	**6,986.75**	**0.00**	**0.00**	
156500	ELECTRONIC EXPLOITATION-CHLDRN	2012	4,295.91		(4,295.91)			0.00
				0.00	**(4,295.91)**	**0.00**	**0.00**	
156509	POLICE AGAINST STREET SALES 05	2012	(15,221.13)		15,221.13			0.00
				0.00	**15,221.13**	**0.00**	**0.00**	
156522	G.R.E.A.T. ATF 2004-JV-FX-0133	2012	695.68		(805.38)			(109.70)
156522	G.R.E.A.T. ATF 2004-JV-FX-0133	2013	(109.70)					(109.70)
156522	G.R.E.A.T. ATF 2004-JV-FX-0133	2014	(109.70)					(109.70)
156522	G.R.E.A.T. ATF 2004-JV-FX-0133	2015	(109.70)					(109.70)
156522	G.R.E.A.T. ATF 2004-JV-FX-0133	2016	(109.70)					(109.70)
				0.00	**(805.38)**	**0.00**	**0.00**	
156533	INTERDICTION-STOLEN PROPERTY	2012	588.35		(588.35)			0.00
				0.00	**(588.35)**	**0.00**	**0.00**	
156553	DOMESTIC CANNABIS DEA 2005-60	2012	(2,001.53)		(4,350.00)			(6,351.53)
156553	DOMESTIC CANNABIS DEA 2005-60	2013	(6,351.53)		2,468.98			(3,882.55)
156553	DOMESTIC CANNABIS DEA 2005-60	2014	(3,882.55)					(3,882.55)
156553	DOMESTIC CANNABIS DEA 2005-60	2015	(3,882.55)					(3,882.55)
156553	DOMESTIC CANNABIS DEA 2005-60	2016	(3,882.55)					(3,882.55)
				0.00	**(1,881.02)**	**0.00**	**0.00**	
156904	SW NARCOTICS TASK FRC 03DB16	2012	(2,865.60)		2,865.60			0.00
				0.00	**2,865.60**	**0.00**	**0.00**	
156910	HI INTERAGNCY MOBILE POLICE03	2012	(4,278.78)					(4,278.78)
156910	HI INTERAGNCY MOBILE POLICE03	2013	(4,278.78)					(4,278.78)
156910	HI INTERAGNCY MOBILE POLICE03	2014	(4,278.78)					(4,278.78)

Back to Top

County of Maui

Police

Grant Revenues & Expenditures Quarterly Report - by Index and Fiscal Year as of 09/30/2015

Index	Index Title	FY	Beginning Fund Balance	Revenue	Expenditures	Transfers In	Transfers Out	Ending Fund Balance
156910	HI INTERAGNCY MOBILE POLICE03	2015	(4,278.78)					(4,278.78)
156910	HI INTERAGNCY MOBILE POLICE03	2016	(4,278.78)					(4,278.78)
				0.00	0.00	0.00	0.00	
166338	MPD ROADBLOCK PRG#AL06-02(01M3	2012	342.42		(342.42)			0.00
				0.00	(342.42)	0.00	0.00	
166365	FEDERAL POLICE FORFEITURES	2012	(1,621.35)					(1,621.35)
166365	FEDERAL POLICE FORFEITURES	2013	(1,621.35)					(1,621.35)
166365	FEDERAL POLICE FORFEITURES	2014	(1,621.35)					(1,621.35)
166365	FEDERAL POLICE FORFEITURES	2015	(1,621.35)					(1,621.35)
166365	FEDERAL POLICE FORFEITURES	2016	(1,621.35)					(1,621.35)
				0.00	0.00	0.00	0.00	
166501	ELECTRNIC EXPLTN/CHLDRN 03DB26	2012	3.00		(3.00)			0.00
				0.00	(3.00)	0.00	0.00	
166508	SW MARIJUANA ERADCTN TASK FRCE	2012	(23,893.00)					(23,893.00)
166508	SW MARIJUANA ERADCTN TASK FRCE	2013	(23,893.00)					(23,893.00)
166508	SW MARIJUANA ERADCTN TASK FRCE	2014	(23,893.00)					(23,893.00)
166508	SW MARIJUANA ERADCTN TASK FRCE	2015	(23,893.00)					(23,893.00)
166508	SW MARIJUANA ERADCTN TASK FRCE	2016	(23,893.00)					(23,893.00)
				0.00	0.00	0.00	0.00	
166509	POLICE AGAINST STREET SALES06	2012	(422.68)					(422.68)
166509	POLICE AGAINST STREET SALES06	2013	(422.68)					(422.68)
166509	POLICE AGAINST STREET SALES06	2014	(422.68)					(422.68)
166509	POLICE AGAINST STREET SALES06	2015	(422.68)					(422.68)
166509	POLICE AGAINST STREET SALES06	2016	(422.68)					(422.68)
				0.00	0.00	0.00	0.00	
166830	STATE E911 WIRELESS COMMISSION	2016		(23,236.62)	333,481.11			310,244.49
				(23,236.62)	333,481.11	0.00	0.00	
166831	TRAINING GRANTS FY2016	2016			141.00			141.00
				0.00	141.00	0.00	0.00	
166832	911 EMS DISPATCH COMMUNICATION	2016			78,277.06			78,277.06
				0.00	78,277.06	0.00	0.00	
166834	KALO PROGRAM	2016			688.63			688.63

County of Maui

Police

Grant Revenues & Expenditures Quarterly Report - by Index and Fiscal Year as of 09/30/2015

Index	Index Title	FY	Beginning Fund Balance	Revenue	Expenditures	Transfers In	Transfers Out	Ending Fund Balance
				0.00	688.63	0.00	0.00	
176301	STATE E911 WIRELESS COMMSSN07	2012	(64,520.33)					(64,520.33)
176301	STATE E911 WIRELESS COMMSSN07	2013	(64,520.33)		1,978.71			(62,541.62)
176301	STATE E911 WIRELESS COMMSSN07	2014	(62,541.62)		62,541.62			(0.00)
				0.00	64,520.33	0.00	0.00	
176333	JUV/ACT/BG DHS07-OYS-4108 FY07	2012	64.94		(64.94)			0.00
				0.00	(64.94)	0.00	0.00	
176360	SW JUVENILE JUSTICE INFM/SYSTM	2012	(15,964.00)					(15,964.00)
176360	SW JUVENILE JUSTICE INFM/SYSTM	2013	(15,964.00)					(15,964.00)
176360	SW JUVENILE JUSTICE INFM/SYSTM	2014	(15,964.00)					(15,964.00)
176360	SW JUVENILE JUSTICE INFM/SYSTM	2015	(15,964.00)					(15,964.00)
176360	SW JUVENILE JUSTICE INFM/SYSTM	2016	(15,964.00)					(15,964.00)
				0.00	0.00	0.00	0.00	
176904	SW NARCOTICS TASK FRCE 04DB24	2012	118.56					118.56
176904	SW NARCOTICS TASK FRCE 04DB24	2013	118.56		(118.56)			0.00
				0.00	(118.56)	0.00	0.00	
186436	DOMESTIC VIOLNC VCTMLSS 02WF17	2012	(20,358.79)					(20,358.79)
186436	DOMESTIC VIOLNC VCTMLSS 02WF17	2013	(20,358.79)					(20,358.79)
186436	DOMESTIC VIOLNC VCTMLSS 02WF17	2014	(20,358.79)					(20,358.79)
186436	DOMESTIC VIOLNC VCTMLSS 02WF17	2015	(20,358.79)					(20,358.79)
186436	DOMESTIC VIOLNC VCTMLSS 02WF17	2016	(20,358.79)					(20,358.79)
				0.00	0.00	0.00	0.00	
196355	MPD CHILD RESTRANT PRG FY09	2012	95.00					95.00
196355	MPD CHILD RESTRANT PRG FY09	2013	95.00					95.00
196355	MPD CHILD RESTRANT PRG FY09	2014	95.00					95.00
196355	MPD CHILD RESTRANT PRG FY09	2015	95.00					95.00
196355	MPD CHILD RESTRANT PRG FY09	2016	95.00					95.00
				0.00	0.00	0.00	0.00	
196362	FORFEITURES POLICE STATE	2012	(888.08)					(888.08)
196362	FORFEITURES POLICE STATE	2013	(888.08)					(888.08)
196362	FORFEITURES POLICE STATE	2014	(888.08)					(888.08)
196362	FORFEITURES POLICE STATE	2015	(888.08)					(888.08)
196362	FORFEITURES POLICE STATE	2016	(888.08)					(888.08)

Back to Top

County of Maui

Police

Grant Revenues & Expenditures Quarterly Report - by Index and Fiscal Year as of 09/30/2015

Index	Index Title	FY	Beginning Fund Balance	Revenue	Expenditures	Transfers In	Transfers Out	Ending Fund Balance
				0.00	0.00	0.00	0.00	
196364	FED. TRY POLICE FORFEITURES	2012	(525.03)					(525.03)
196364	FED. TRY POLICE FORFEITURES	2013	(525.03)					(525.03)
196364	FED. TRY POLICE FORFEITURES	2014	(525.03)					(525.03)
196364	FED. TRY POLICE FORFEITURES	2015	(525.03)					(525.03)
196364	FED. TRY POLICE FORFEITURES	2016	(525.03)					(525.03)
				0.00	0.00	0.00	0.00	
196365	FED.JUSTICE POLICE FORFEITURES	2012	24,212.60	(315,531.18)	287,451.12			(3,867.46)
196365	FED.JUSTICE POLICE FORFEITURES	2013	(3,867.46)	(44,983.31)	76,728.18			27,877.41
196365	FED.JUSTICE POLICE FORFEITURES	2014	27,877.41	(50,000.00)	(10,928.45)			(33,051.04)
196365	FED.JUSTICE POLICE FORFEITURES	2015	(33,051.04)	(25,000.00)	34,215.96			(23,835.08)
196365	FED.JUSTICE POLICE FORFEITURES	2016	(23,907.08)		3,450.05			(20,457.03)
				(435,514.49)	390,916.86	0.00	0.00	
196901	SW NARCOTICS TASK FORCE 98DB6	2012	(509.30)					(509.30)
196901	SW NARCOTICS TASK FORCE 98DB6	2013	(509.30)					(509.30)
196901	SW NARCOTICS TASK FORCE 98DB6	2014	(509.30)					(509.30)
196901	SW NARCOTICS TASK FORCE 98DB6	2015	(509.30)					(509.30)
196901	SW NARCOTICS TASK FORCE 98DB6	2016	(509.30)					(509.30)
				0.00	0.00	0.00	0.00	
196905	WAILEA SPEED ENFORCEMENT	2012	(3,995.64)					(3,995.64)
196905	WAILEA SPEED ENFORCEMENT	2013	(3,995.64)					(3,995.64)
196905	WAILEA SPEED ENFORCEMENT	2014	(3,995.64)					(3,995.64)
196905	WAILEA SPEED ENFORCEMENT	2015	(3,995.64)					(3,995.64)
196905	WAILEA SPEED ENFORCEMENT	2016	(3,995.64)					(3,995.64)
				0.00	0.00	0.00	0.00	
	Grand Total			(13,537,331.22)	13,327,804.47	0.00	17,399.48	

County of Maui

Fire and Public Safety — Grant Revenues & Expenditures Quarterly Report - by Index and Fiscal Year as of 09/30/2015

Index	Index Title	FY	Beginning Fund Balance	Revenue	Expenditures	Transfers In	Transfers Out	Ending Fund Balance
106033	VOLUNTEER FIRE ASSTNCE DLNR10	2012	(180.05)					(180.05)
106033	VOLUNTEER FIRE ASSTNCE DLNR10	2013	(180.05)					(180.05)
106033	VOLUNTEER FIRE ASSTNCE DLNR10	2014	(180.05)					(180.05)
106033	VOLUNTEER FIRE ASSTNCE DLNR10	2015	(180.05)					(180.05)
106033	VOLUNTEER FIRE ASSTNCE DLNR10	2016	(180.05)					(180.05)
				0.00	**0.00**	**0.00**	**0.00**	
106047	EMS (FIRE)TRAINING (PVT)IAAI	2012	(1,275.81)					(1,275.81)
106047	EMS (FIRE)TRAINING (PVT)IAAI	2013	(1,275.81)					(1,275.81)
106047	EMS (FIRE)TRAINING (PVT)IAAI	2014	(1,275.81)					(1,275.81)
106047	EMS (FIRE)TRAINING (PVT)IAAI	2015	(1,275.81)					(1,275.81)
106047	EMS (FIRE)TRAINING (PVT)IAAI	2016	(1,275.81)					(1,275.81)
				0.00	**0.00**	**0.00**	**0.00**	
106049	FIRE/LEPC (DOH) HMEP	2012	(48,131.04)	(13,272.00)	3,225.56			(58,177.48)
106049	FIRE/LEPC (DOH) HMEP	2013	(58,177.48)		29,376.52			(28,800.96)
106049	FIRE/LEPC (DOH) HMEP	2014	(28,800.96)	(14,317.54)	14,455.55			(28,662.95)
106049	FIRE/LEPC (DOH) HMEP	2015	(28,662.95)	(17,970.73)	6,958.03			(39,675.65)
106049	FIRE/LEPC (DOH) HMEP	2016	(39,675.65)	(13,522.72)	4,005.50			(49,192.87)
				(59,082.99)	**58,021.16**	**0.00**	**0.00**	
106090	HAZARDOUS MATRLS(HMEP)GRT10	2012	1,111.84					1,111.84
106090	HAZARDOUS MATRLS(HMEP)GRT10	2013	1,111.84					1,111.84
106090	HAZARDOUS MATRLS(HMEP)GRT10	2014	1,111.84		(1,111.84)			0.00
				0.00	**(1,111.84)**	**0.00**	**0.00**	
116033	VOLUNTEER FIRE ASSTNCE DLNR11	2012	10,385.86	(84,187.50)	72,369.49			(1,432.15)
116033	VOLUNTEER FIRE ASSTNCE DLNR11	2013	(1,432.15)					(1,432.15)
116033	VOLUNTEER FIRE ASSTNCE DLNR11	2014	(1,432.15)					(1,432.15)
116033	VOLUNTEER FIRE ASSTNCE DLNR11	2015	(1,432.15)					(1,432.15)
116033	VOLUNTEER FIRE ASSTNCE DLNR11	2016	(1,432.15)					(1,432.15)
				(84,187.50)	**72,369.49**	**0.00**	**0.00**	
116046	MFD EQUIPMENT PURCHASE EMO1-04	2012	(163.16)					(163.16)
116046	MFD EQUIPMENT PURCHASE EMO1-04	2013	(163.16)					(163.16)
116046	MFD EQUIPMENT PURCHASE EMO1-04	2014	(163.16)					(163.16)
116046	MFD EQUIPMENT PURCHASE EMO1-04	2015	(163.16)					(163.16)
116046	MFD EQUIPMENT PURCHASE EMO1-04	2016	(163.16)					(163.16)

Back to Top

County of Maui

Fire and Public Safety — Grant Revenues & Expenditures Quarterly Report - by Index and Fiscal Year as of 09/30/2015

Index	Index Title	FY	Beginning Fund Balance	Revenue	Expenditures	Transfers In	Transfers Out	Ending Fund Balance
				0.00	**0.00**	**0.00**	**0.00**	
116047	PRIVATE DONATIONS-FIRE DEPT	2013		(5,000.48)				(5,000.48)
116047	PRIVATE DONATIONS-FIRE DEPT	2014	(5,000.48)	(14,800.00)				(19,800.48)
116047	PRIVATE DONATIONS-FIRE DEPT	2015	(19,800.48)	(400.00)				(20,200.48)
116047	PRIVATE DONATIONS-FIRE DEPT	2016	(20,200.48)					(20,200.48)
				(20,200.48)	**0.00**	**0.00**	**0.00**	
116090	HAZARDOUS MATRLS(HMEP) GRNT11	2012	2,056.60		775.00			2,831.60
116090	HAZARDOUS MATRLS(HMEP) GRNT11	2013	2,831.60					2,831.60
116090	HAZARDOUS MATRLS(HMEP) GRNT11	2014	2,831.60					2,831.60
116090	HAZARDOUS MATRLS(HMEP) GRNT11	2015	2,831.60					2,831.60
116090	HAZARDOUS MATRLS(HMEP) GRNT11	2016	2,831.60					2,831.60
				0.00	**775.00**	**0.00**	**0.00**	
126033	VOLUNTEER FIRE ASSISTNCE FY12	2012			28,409.67			28,409.67
126033	VOLUNTEER FIRE ASSISTNCE FY12	2013	28,409.67		68,047.83			96,457.50
126033	VOLUNTEER FIRE ASSISTNCE FY12	2014	96,457.50	(96,457.50)				0.00
				(96,457.50)	**96,457.50**	**0.00**	**0.00**	
126046	NHTSA MFD TC STRUCK KIT GRNT	2012		(29,280.00)	29,280.00			0.00
				(29,280.00)	**29,280.00**	**0.00**	**0.00**	
126090	HMEP HAZARDOUS MATERIALS EM	2012			2,466.20			2,466.20
126090	HMEP HAZARDOUS MATERIALS EM	2013	2,466.20		(2,465.60)			0.60
126090	HMEP HAZARDOUS MATERIALS EM	2014	.60					0.60
126090	HMEP HAZARDOUS MATERIALS EM	2015	.60	(.60)				0.00
126090	HMEP HAZARDOUS MATERIALS EM	2016	.60					0.60
				(0.60)	**0.60**	**0.00**	**0.00**	
136031	FEMA AFG FIRE PREVENTION & SAF	2013		(10,000.00)	10,000.00			0.00
				(10,000.00)	**10,000.00**	**0.00**	**0.00**	
136033	VOLUNTEER FIRE ASSISTANCE FY13	2013			19,609.74			19,609.74
136033	VOLUNTEER FIRE ASSISTANCE FY13	2014	19,609.74		45,577.76			65,187.50
136033	VOLUNTEER FIRE ASSISTANCE FY13	2015	65,187.50	(65,187.50)				0.00
				(65,187.50)	**65,187.50**	**0.00**	**0.00**	
136034	NHTSA MFD PNEUMATC LIFTNG BAGS	2013			24,480.15			24,480.15
136034	NHTSA MFD PNEUMATC LIFTNG BAGS	2014	24,480.15	(24,480.15)				0.00

County of Maui

Fire and Public Safety — Grant Revenues & Expenditures Quarterly Report - by Index and Fiscal Year as of 09/30/2015

Index	Index Title	FY	Beginning Fund Balance	Revenue	Expenditures	Transfers In	Transfers Out	Ending Fund Balance
				(24,480.15)	**24,480.15**	**0.00**	**0.00**	
136046	MFD EQUIPMNT PURCHASE/CPS PRGR	2012	76.94					76.94
136046	MFD EQUIPMNT PURCHASE/CPS PRGR	2013	76.94					76.94
136046	MFD EQUIPMNT PURCHASE/CPS PRGR	2014	76.94					76.94
136046	MFD EQUIPMNT PURCHASE/CPS PRGR	2015	76.94					76.94
136046	MFD EQUIPMNT PURCHASE/CPS PRGR	2016	76.94					76.94
				0.00	**0.00**	**0.00**	**0.00**	
136055	FEMA AFG OPERATIONS & SAFETY	2013		(208,828.00)	208,828.00			0.00
				(208,828.00)	**208,828.00**	**0.00**	**0.00**	
146049	WELLNESS/FITNESS FIRE ACT GRNT	2012	3,000.00					3,000.00
146049	WELLNESS/FITNESS FIRE ACT GRNT	2013	3,000.00					3,000.00
146049	WELLNESS/FITNESS FIRE ACT GRNT	2014	3,000.00					3,000.00
146049	WELLNESS/FITNESS FIRE ACT GRNT	2015	3,000.00					3,000.00
146049	WELLNESS/FITNESS FIRE ACT GRNT	2016	3,000.00					3,000.00
				0.00	**0.00**	**0.00**	**0.00**	
146102	VOL FIRE ASSISTANCE GRANT FY14	2014			42,899.44			42,899.44
146102	VOL FIRE ASSISTANCE GRANT FY14	2015	42,899.44		7,100.56			50,000.00
146102	VOL FIRE ASSISTANCE GRANT FY14	2016	50,000.00					50,000.00
				0.00	**50,000.00**	**0.00**	**0.00**	
146104	NHTSA MFD PNEUMATIC STRUTS	2014			24,998.53			24,998.53
146104	NHTSA MFD PNEUMATIC STRUTS	2015	24,998.53	(24,998.53)				0.00
				(24,998.53)	**24,998.53**	**0.00**	**0.00**	
146105	MONSANTO GRANT FY14	2015			14,800.00			14,800.00
146105	MONSANTO GRANT FY14	2016	14,800.00					14,800.00
				0.00	**14,800.00**	**0.00**	**0.00**	
156055	FIRE SAFETY HSE-EMW2003FP01732	2012	(3,452.10)					(3,452.10)
156055	FIRE SAFETY HSE-EMW2003FP01732	2013	(3,452.10)					(3,452.10)
156055	FIRE SAFETY HSE-EMW2003FP01732	2014	(3,452.10)					(3,452.10)
156055	FIRE SAFETY HSE-EMW2003FP01732	2015	(3,452.10)					(3,452.10)
156055	FIRE SAFETY HSE-EMW2003FP01732	2016	(3,452.10)					(3,452.10)
				0.00	**0.00**	**0.00**	**0.00**	
156103	VOL FIRE ASSISTANCE GRANT FY15	2016			18,750.00			18,750.00

Back to Top

County of Maui

Fire and Public Safety — **Grant Revenues & Expenditures Quarterly Report - by Index and Fiscal Year as of 09/30/2015**

Index	Index Title	FY	Beginning Fund Balance	Revenue	Expenditures	Transfers In	Transfers Out	Ending Fund Balance
				0.00	**18,750.00**	**0.00**	**0.00**	
156105	MONSANTO GRANT FY15	2015		(13,086.00)	13,086.00			0.00
				(13,086.00)	**13,086.00**	**0.00**	**0.00**	
156106	MFD HYDRAFUSION STRUTS	2015			27,923.46			27,923.46
156106	MFD HYDRAFUSION STRUTS	2016	27,923.46					27,923.46
				0.00	**27,923.46**	**0.00**	**0.00**	
166057	FIRE INOPERABLITY GRT FE15141	2012	(95.66)					(95.66)
166057	FIRE INOPERABLITY GRT FE15141	2013	(95.66)					(95.66)
166057	FIRE INOPERABLITY GRT FE15141	2014	(95.66)					(95.66)
166057	FIRE INOPERABLITY GRT FE15141	2015	(95.66)					(95.66)
166057	FIRE INOPERABLITY GRT FE15141	2016	(95.66)					(95.66)
				0.00	**0.00**	**0.00**	**0.00**	
176111	WALMART FOUNDATN DONATN-FIRE	2012	(1.68)					(1.68)
176111	WALMART FOUNDATN DONATN-FIRE	2013	(1.68)					(1.68)
176111	WALMART FOUNDATN DONATN-FIRE	2014	(1.68)		1.68			0.00
				0.00	**1.68**	**0.00**	**0.00**	
176112	FIREMAN'S FUND INSURANCE CO	2012	(166.97)					(166.97)
176112	FIREMAN'S FUND INSURANCE CO	2013	(166.97)					(166.97)
176112	FIREMAN'S FUND INSURANCE CO	2014	(166.97)					(166.97)
176112	FIREMAN'S FUND INSURANCE CO	2015	(166.97)					(166.97)
176112	FIREMAN'S FUND INSURANCE CO	2016	(166.97)					(166.97)
				0.00	**0.00**	**0.00**	**0.00**	
186033	USDA RURAL 1ST RESPNDR LANAI	2012	(9,083.35)					(9,083.35)
186033	USDA RURAL 1ST RESPNDR LANAI	2013	(9,083.35)					(9,083.35)
186033	USDA RURAL 1ST RESPNDR LANAI	2014	(9,083.35)					(9,083.35)
186033	USDA RURAL 1ST RESPNDR LANAI	2015	(9,083.35)					(9,083.35)
186033	USDA RURAL 1ST RESPNDR LANAI	2016	(9,083.35)					(9,083.35)
				0.00	**0.00**	**0.00**	**0.00**	
186034	USDA RURAL 1ST RESPNDR MOLOKAI	2012	(3,548.03)					(3,548.03)
186034	USDA RURAL 1ST RESPNDR MOLOKAI	2013	(3,548.03)					(3,548.03)
186034	USDA RURAL 1ST RESPNDR MOLOKAI	2014	(3,548.03)					(3,548.03)
186034	USDA RURAL 1ST RESPNDR MOLOKAI	2015	(3,548.03)					(3,548.03)
186034	USDA RURAL 1ST RESPNDR MOLOKAI	2016	(3,548.03)					(3,548.03)

County of Maui

Fire and Public Safety — Grant Revenues & Expenditures Quarterly Report - by Index and Fiscal Year as of 09/30/2015

Index	Index Title	FY	Beginning Fund Balance	Revenue	Expenditures	Transfers In	Transfers Out	Ending Fund Balance
				0.00	0.00	0.00	0.00	
196050	FIRE TRAINING GRANT (CHEVRON)	2012	(1,540.00)					(1,540.00)
196050	FIRE TRAINING GRANT (CHEVRON)	2013	(1,540.00)					(1,540.00)
196050	FIRE TRAINING GRANT (CHEVRON)	2014	(1,540.00)					(1,540.00)
196050	FIRE TRAINING GRANT (CHEVRON)	2015	(1,540.00)					(1,540.00)
196050	FIRE TRAINING GRANT (CHEVRON)	2016	(1,540.00)					(1,540.00)
				0.00	0.00	0.00	0.00	
196051	FIREFIGHTERS CHARTABLE FNDATN	2012	(250.00)					(250.00)
196051	FIREFIGHTERS CHARTABLE FNDATN	2013	(250.00)	(300.00)				(550.00)
196051	FIREFIGHTERS CHARTABLE FNDATN	2014	(550.00)					(550.00)
196051	FIREFIGHTERS CHARTABLE FNDATN	2015	(550.00)					(550.00)
196051	FIREFIGHTERS CHARTABLE FNDATN	2016	(550.00)					(550.00)
				(300.00)	0.00	0.00	0.00	
196055	FEMA FIRE TRAINING FUNDS	2012	4,774.18	(5,828.03)	15,651.25			14,597.40
196055	FEMA FIRE TRAINING FUNDS	2013	14,597.40		(5,929.94)			8,667.46
196055	FEMA FIRE TRAINING FUNDS	2014	8,667.46		(128.02)			8,539.44
196055	FEMA FIRE TRAINING FUNDS	2015	8,539.44		647.76			9,187.20
196055	FEMA FIRE TRAINING FUNDS	2016	10,278.12		2,061.77			12,339.89
				(5,828.03)	12,302.82	0.00	0.00	
	Grand Total			**(641,917.28)**	**726,150.05**	**0.00**	**0.00**	

Back to Top

County of Maui

Civil Defense — **Grant Revenues & Expenditures Quarterly Report - by Index and Fiscal Year as of 09/30/2015**

Index	Index Title	FY	Beginning Fund Balance	Revenue	Expenditures	Transfers In	Transfers Out	Ending Fund Balance
106050	FFY09 LAW ENFRCMNT TERRSM PRVN	2012	15,043.81	(31,897.66)	320,246.16			303,392.31
106050	FFY09 LAW ENFRCMNT TERRSM PRVN	2013	303,392.31	(381,445.99)	39,877.00			(38,176.68)
106050	FFY09 LAW ENFRCMNT TERRSM PRVN	2014	(38,176.68)	28,646.44	9,689.60			159.36
106050	FFY09 LAW ENFRCMNT TERRSM PRVN	2015	159.36		(159.36)			0.00
				(384,697.21)	**369,653.40**	**0.00**	**0.00**	
106051	FFY09 CITIZEN CORPS PRG	2012	2,648.69	(20,203.57)	6,794.57			(10,760.31)
106051	FFY09 CITIZEN CORPS PRG	2013	(10,760.31)	(1,920.07)	1,239.87			(11,440.51)
106051	FFY09 CITIZEN CORPS PRG	2014	(11,440.51)					(11,440.51)
106051	FFY09 CITIZEN CORPS PRG	2015	(11,440.51)	(6,881.85)	18,322.36			(0.00)
				(29,005.49)	**26,356.80**	**0.00**	**0.00**	
106053	FFY09 ST HOMELAND SECURITY	2012	153,919.70	(122,877.30)	45,932.91			76,975.31
106053	FFY09 ST HOMELAND SECURITY	2013	76,975.31	(421,699.71)	382,762.19			38,037.79
106053	FFY09 ST HOMELAND SECURITY	2014	38,037.79	(28,646.44)	(9,232.07)			159.28
106053	FFY09 ST HOMELAND SECURITY	2015	159.28		(159.28)			0.00
				(573,223.45)	**419,303.75**	**0.00**	**0.00**	
106056	INTROPRBL EMERGNCY COMM GRNT	2012	(496.22)	4,202.55	160.00			3,866.33
106056	INTROPRBL EMERGNCY COMM GRNT	2013	3,866.33	(6,000.55)	2,970.01			835.79
106056	INTROPRBL EMERGNCY COMM GRNT	2014	835.79					835.79
106056	INTROPRBL EMERGNCY COMM GRNT	2015	835.79					835.79
106056	INTROPRBL EMERGNCY COMM GRNT	2016	835.79					835.79
				(1,798.00)	**3,130.01**	**0.00**	**0.00**	
116051	FFY10 CITIZENS CORP PRG	2012		(2,355.39)	1,401.78			(953.61)
116051	FFY10 CITIZENS CORP PRG	2013	(953.61)	(22,153.54)	8,877.63			(14,229.52)
116051	FFY10 CITIZENS CORP PRG	2014	(14,229.52)	(3,744.77)	3,744.77			(14,229.52)
116051	FFY10 CITIZENS CORP PRG	2015	(14,229.52)	(2,717.10)	16,946.62			0.00
				(30,970.80)	**30,970.80**	**0.00**	**0.00**	
116053	FFY10 ST HOMELAND SECURITY PRG	2012	139,050.06	(283,021.66)	204,941.60			60,970.00
116053	FFY10 ST HOMELAND SECURITY PRG	2013	60,970.00	(143,819.80)	632,910.39			550,060.59
116053	FFY10 ST HOMELAND SECURITY PRG	2014	550,060.59	(627,679.19)	77,098.05			(520.55)
116053	FFY10 ST HOMELAND SECURITY PRG	2015	(520.55)					(520.55)
116053	FFY10 ST HOMELAND SECURITY PRG	2016	(520.55)					(520.55)
				(1,054,520.65)	**914,950.04**	**0.00**	**0.00**	
116055	NATL OCEANIC ATMSPHRC ADM AWRD	2012		(5,000.00)	5,000.00			0.00

County of Maui

Civil Defense — **Grant Revenues & Expenditures Quarterly Report - by Index and Fiscal Year as of 09/30/2015**

Index	Index Title	FY	Beginning Fund Balance	Revenue	Expenditures	Transfers In	Transfers Out	Ending Fund Balance
				(5,000.00)	**5,000.00**	**0.00**	**0.00**	
126044	EMERGNCY MGT PERF GRT FFY2011	2012		(83,000.00)				(83,000.00)
126044	EMERGNCY MGT PERF GRT FFY2011	2013	(83,000.00)	(83,000.00)	166,000.00			0.00
				(166,000.00)	**166,000.00**	**0.00**	**0.00**	
126051	FFY11 STATEWIDE OUTREACH/CCP	2014		(14,012.15)	14,557.40			545.25
126051	FFY11 STATEWIDE OUTREACH/CCP	2015	545.25	(1,124.63)	579.38			0.00
				(15,136.78)	**15,136.78**	**0.00**	**0.00**	
126053	FFY11 ST HOMELAND SECURITY PRG	2013		(159,767.34)	215,027.34			55,260.00
126053	FFY11 ST HOMELAND SECURITY PRG	2014	55,260.00	(181,557.62)	124,533.02			(1,764.60)
126053	FFY11 ST HOMELAND SECURITY PRG	2015	(1,764.60)	(222,470.52)	224,235.12			0.00
				(563,795.48)	**563,795.48**	**0.00**	**0.00**	
126054	DISASTER PREPAREDNESS TRAIN-TH	2012			43.02			43.02
126054	DISASTER PREPAREDNESS TRAIN-TH	2013	43.02	(43.02)				0.00
				(43.02)	**43.02**	**0.00**	**0.00**	
136052	FFY12 COM'TY OUTREACH / CCP	2014		(1,451.52)	11,456.09			10,004.57
136052	FFY12 COM'TY OUTREACH / CCP	2015	10,004.57	(29,831.68)	21,946.54			2,119.43
136052	FFY12 COM'TY OUTREACH / CCP	2016	2,119.43					2,119.43
				(31,283.20)	**33,402.63**	**0.00**	**0.00**	
136053	FFY12 ST HOMELAND SECURITY GRT	2014		(39,230.23)	21,569.33			(17,660.90)
136053	FFY12 ST HOMELAND SECURITY GRT	2015	(17,660.90)	(182,458.22)	199,943.47			(175.65)
136053	FFY12 ST HOMELAND SECURITY GRT	2016	(175.65)					(175.65)
				(221,688.45)	**221,512.80**	**0.00**	**0.00**	
136057	INOPERABLE ER COMMUNICATIONS	2013		(36,731.49)	36,741.49			10.00
136057	INOPERABLE ER COMMUNICATIONS	2014	10.00					10.00
136057	INOPERABLE ER COMMUNICATIONS	2015	10.00	(10.00)				0.00
136057	INOPERABLE ER COMMUNICATIONS	2016	10.00					10.00
				(36,741.49)	**36,741.49**	**0.00**	**0.00**	
146200	EMERGENCY MGT PERFORMANCE GRT	2015			45,328.04			45,328.04
146200	EMERGENCY MGT PERFORMANCE GRT	2016	45,328.04	(114,620.50)				(69,292.46)
				(114,620.50)	**45,328.04**	**0.00**	**0.00**	
146201	FFY13 ST HOMELAND SECURITY	2014		(87,708.87)	158,752.15			71,043.28
146201	FFY13 ST HOMELAND SECURITY	2015	71,043.28	(194,390.21)	144,668.40			21,321.47

Back to Top

County of Maui

Civil Defense — **Grant Revenues & Expenditures Quarterly Report - by Index and Fiscal Year as of 09/30/2015**

Index	Index Title	FY	Beginning Fund Balance	Revenue	Expenditures	Transfers In	Transfers Out	Ending Fund Balance
146201	FFY13 ST HOMELAND SECURITY	2016	21,321.47	(142,784.64)	197,213.96			75,750.79
				(424,883.72)	**500,634.51**	**0.00**	**0.00**	
146202	FFY13 SHSG COM'TY&CITIZEN PREP	2015		(2,646.02)	6,186.82			3,540.80
146202	FFY13 SHSG COM'TY&CITIZEN PREP	2016	3,140.80	(8,119.05)				(4,978.25)
				(10,765.07)	**6,186.82**	**0.00**	**0.00**	
146203	FFY09 PORT SECURITY GRANT PRG	2014			156,800.00			156,800.00
146203	FFY09 PORT SECURITY GRANT PRG	2015	156,800.00	(271,264.00)	114,464.00			0.00
				(271,264.00)	**271,264.00**	**0.00**	**0.00**	
156201	ST HOMELAND SECURITY	2015		(4,800.00)	4,800.00			0.00
				(4,800.00)	**4,800.00**	**0.00**	**0.00**	
156203	CITIZENS CORPS PRG	2016			181.48			181.48
				0.00	**181.48**	**0.00**	**0.00**	
156205	EMERGENCY MGT PERFORMANCE GRT	2015			13,500.00			13,500.00
156205	EMERGENCY MGT PERFORMANCE GRT	2016	13,500.00	(100,000.00)	27,750.00			(58,750.00)
				(100,000.00)	**41,250.00**	**0.00**	**0.00**	
166043	FY05 STATE HOMELAND SECURITY	2012	38,958.12					38,958.12
166043	FY05 STATE HOMELAND SECURITY	2013	38,958.12		(38,958.12)			0.00
				0.00	**(38,958.12)**	**0.00**	**0.00**	
196043	FFY07 STATE HOMELAND SECURITY	2012	1,724.81					1,724.81
196043	FFY07 STATE HOMELAND SECURITY	2013	1,724.81					1,724.81
196043	FFY07 STATE HOMELAND SECURITY	2014	1,724.81		(1,724.81)			0.00
				0.00	**(1,724.81)**	**0.00**	**0.00**	
196048	FFY08 CITIZEN CORPS PROGRAM	2012	377.00	(377.00)				0.00
				(377.00)	**0.00**	**0.00**	**0.00**	
196049	FFY08 LAW ENFORCEMNT TRSM PRVN	2012	321,246.59	(321,246.59)				0.00
				(321,246.59)	**0.00**	**0.00**	**0.00**	
196053	FFY08 ST HOMELAND SECURITY	2012	121,580.18	(120,999.95)	481.80			1,062.03
196053	FFY08 ST HOMELAND SECURITY	2013	1,062.03	(10,525.79)	9,463.76			(0.00)
				(131,525.74)	**9,945.56**	**0.00**	**0.00**	
	Grand Total			**(4,493,386.64)**	**3,644,904.48**	**0.00**	**0.00**	

County of Maui

Housing and Human Concerns — Grant Revenues & Expenditures Quarterly Report - by Index and Fiscal Year as of 09/30/2015

Index	Index Title	FY	Beginning Fund Balance	Revenue	Expenditures	Transfers In	Transfers Out	Ending Fund Balance
106219	HI STRATEGIC PREVNTN FRAMEWRK	2012	(19,958.29)	19,261.35	696.94			(0.00)
				19,261.35	**696.94**	**0.00**	**0.00**	
106221	HI STRATEGIC PREVNTN FRWK PII	2012	(159.77)		159.77			0.00
				0.00	**159.77**	**0.00**	**0.00**	
106501	USDA RURAL BUS. ENT GRT FY10	2012	35,138.37	(35,138.37)				0.00
106501	USDA RURAL BUS. ENT GRT FY10	2013		(18,962.89)	18,962.89			0.00
				(54,101.26)	**18,962.89**	**0.00**	**0.00**	
106568	HOME ADMIN EXPENSE (98)	2012	(5.34)					(5.34)
106568	HOME ADMIN EXPENSE (98)	2013	(5.34)					(5.34)
106568	HOME ADMIN EXPENSE (98)	2014	(5.34)					(5.34)
106568	HOME ADMIN EXPENSE (98)	2015	(5.34)	5.34				0.00
106568	HOME ADMIN EXPENSE (98)	2016	(5.34)					(5.34)
				5.34	**0.00**	**0.00**	**0.00**	
106601	HOSPITAL DISCHARGE PLNG GRNT	2012	2,130.54		25,391.40			27,521.94
106601	HOSPITAL DISCHARGE PLNG GRNT	2013	27,521.94	(53,211.75)	25,587.56			(102.25)
106601	HOSPITAL DISCHARGE PLNG GRNT	2014	(102.25)		102.25			0.00
				(53,211.75)	**51,081.21**	**0.00**	**0.00**	
106602	AGING/DSABLTY RSRC CTR 2010N	2012	18,623.31		282.27			18,905.58
106602	AGING/DSABLTY RSRC CTR 2010N	2013	18,905.58	(19,428.25)	521.20			(1.47)
106602	AGING/DSABLTY RSRC CTR 2010N	2014	(1.47)		1.47			0.00
				(19,428.25)	**804.94**	**0.00**	**0.00**	
106604	AGING/DISABLTY RSC CTR ST/HI	2012	39,204.03		7,443.93			46,647.96
106604	AGING/DISABLTY RSC CTR ST/HI	2013	46,647.96					46,647.96
106604	AGING/DISABLTY RSC CTR ST/HI	2014	46,647.96					46,647.96
106604	AGING/DISABLTY RSC CTR ST/HI	2015	46,647.96					46,647.96
106604	AGING/DISABLTY RSC CTR ST/HI	2016	46,647.96					46,647.96
				0.00	**7,443.93**	**0.00**	**0.00**	
106607	HAWAII COMM LIVING 2010.11N	2012	8,218.37	(29,181.00)	16,327.05			(4,635.58)
106607	HAWAII COMM LIVING 2010.11N	2013	(4,635.58)		3,334.10			(1,301.48)
106607	HAWAII COMM LIVING 2010.11N	2014	(1,301.48)					(1,301.48)
106607	HAWAII COMM LIVING 2010.11N	2015	(1,301.48)					(1,301.48)
106607	HAWAII COMM LIVING 2010.11N	2016	(1,301.48)					(1,301.48)
				(29,181.00)	**19,661.15**	**0.00**	**0.00**	

Back to Top

County of Maui

Housing and Human Concerns — Grant Revenues & Expenditures Quarterly Report - by Index and Fiscal Year as of 09/30/2015

Index	Index Title	FY	Beginning Fund Balance	Revenue	Expenditures	Transfers In	Transfers Out	Ending Fund Balance
106613	AGING TIII DHHS FY10 MA32010N	2012	975,917.13	(980,585.00)	(2,424.83)		7,092.70	0.00
				(980,585.00)	**(2,424.83)**	**0.00**	**7,092.70**	
106614	ELDER ABUSE RELATED SVCS PRG	2012	19,148.01	(26,492.00)	7,343.99			(0.00)
				(26,492.00)	**7,343.99**	**0.00**	**0.00**	
106647	EOA/DOH MA-KC-FB10-11A	2012	88,146.87	(92,206.00)	3,659.13			(400.00)
106647	EOA/DOH MA-KC-FB10-11A	2013	(400.00)		400.00			0.00
				(92,206.00)	**4,059.13**	**0.00**	**0.00**	
106712	CONGREGATE MEALS FY10	2012	(6,437.86)		6,437.86			0.00
				0.00	**6,437.86**	**0.00**	**0.00**	
106717	HOME FFY09 KAHAWAI APT	2012			4,316.40			4,316.40
106717	HOME FFY09 KAHAWAI APT	2013	4,316.40	(11,510.40)	7,194.00			0.00
				(11,510.40)	**11,510.40**	**0.00**	**0.00**	
106718	HOME FFY09 ADMINISTRATION	2012		(9,913.52)	11,114.89			1,201.37
106718	HOME FFY09 ADMINISTRATION	2013	1,201.37	(69,747.65)	72,057.57			3,511.29
106718	HOME FFY09 ADMINISTRATION	2014	3,511.29	(5,322.75)	1,811.46			0.00
				(84,983.92)	**84,983.92**	**0.00**	**0.00**	
106730	HOME DELIVERED MEALS FY10	2012	(96,257.68)		96,257.68			0.00
				0.00	**96,257.68**	**0.00**	**0.00**	
106737	SENIOR CENTER ACTIVITIES 99/00	2012	(5,999.92)					(5,999.92)
106737	SENIOR CENTER ACTIVITIES 99/00	2013	(5,999.92)					(5,999.92)
106737	SENIOR CENTER ACTIVITIES 99/00	2014	(5,999.92)					(5,999.92)
106737	SENIOR CENTER ACTIVITIES 99/00	2015	(5,999.92)		(.08)			(6,000.00)
106737	SENIOR CENTER ACTIVITIES 99/00	2016	(6,000.00)					(6,000.00)
				0.00	**(0.08)**	**0.00**	**0.00**	
106738	MSC LEISURE FY2010	2012	(112,331.61)		112,331.61			0.00
				0.00	**112,331.61**	**0.00**	**0.00**	
106750	AGING ASSISTED TRANSPORATION	2012	(31.24)		31.24			0.00
				0.00	**31.24**	**0.00**	**0.00**	
106751	ASSISTED TRANSPORTN SH KC 10	2012	(33,055.32)		33,055.32			0.00
				0.00	**33,055.32**	**0.00**	**0.00**	
116210	MAUI TO WORK PROGRAM (MEO)	2012	(131,728.99)					(131,728.99)
116210	MAUI TO WORK PROGRAM (MEO)	2013	(131,728.99)					(131,728.99)

County of Maui

Housing and Human Concerns — Grant Revenues & Expenditures Quarterly Report - by Index and Fiscal Year as of 09/30/2015

Index	Index Title	FY	Beginning Fund Balance	Revenue	Expenditures	Transfers In	Transfers Out	Ending Fund Balance
116210	MAUI TO WORK PROGRAM (MEO)	2014	(131,728.99)					(131,728.99)
116210	MAUI TO WORK PROGRAM (MEO)	2015	(131,728.99)		131,728.99			0.00
				0.00	**131,728.99**	**0.00**	**0.00**	
116219	HAWAII STRATEGIC FRMEWRK PH11	2012	465,896.26	(1,091,354.24)	662,461.96			37,003.98
116219	HAWAII STRATEGIC FRMEWRK PH11	2013	37,003.98	(291,295.49)	254,177.07			(114.44)
116219	HAWAII STRATEGIC FRMEWRK PH11	2014	(114.44)		114.44			0.00
				(1,382,649.73)	**916,753.47**	**0.00**	**0.00**	
116570	HOME- 1ST TIME HMEBYRS-PROJ IN	2012		(19,582.38)				(19,582.38)
116570	HOME- 1ST TIME HMEBYRS-PROJ IN	2013	(19,582.38)		19,582.38			0.00
116570	HOME- 1ST TIME HMEBYRS-PROJ IN	2014		(19,999.80)	19,999.80			0.00
116570	HOME- 1ST TIME HMEBYRS-PROJ IN	2015		(18,842.22)	18,842.22			0.00
116570	HOME- 1ST TIME HMEBYRS-PROJ IN	2016		(21,161.09)				(21,161.09)
				(79,585.49)	**58,424.40**	**0.00**	**0.00**	
116571	WEST MAUI COM/RESRCE CENTER	2012	(100.00)					(100.00)
116571	WEST MAUI COM/RESRCE CENTER	2013	(100.00)					(100.00)
116571	WEST MAUI COM/RESRCE CENTER	2014	(100.00)		100.00			0.00
				0.00	**100.00**	**0.00**	**0.00**	
116601	HOSPITAL DISCHARGE PLNG GRNT	2012			10,511.66			10,511.66
116601	HOSPITAL DISCHARGE PLNG GRNT	2013	10,511.66		29,787.22			40,298.88
116601	HOSPITAL DISCHARGE PLNG GRNT	2014	40,298.88	(37,717.25)	9,563.65			12,145.28
116601	HOSPITAL DISCHARGE PLNG GRNT	2015	12,145.28					12,145.28
116601	HOSPITAL DISCHARGE PLNG GRNT	2016	12,145.28					12,145.28
				(37,717.25)	**49,862.53**	**0.00**	**0.00**	
116602	AGING/DSABLTY RSRC CTR 2010N	2012	633.00		2,300.49			2,933.49
116602	AGING/DSABLTY RSRC CTR 2010N	2013	2,933.49	(15,182.00)	774.51			(11,474.00)
116602	AGING/DSABLTY RSRC CTR 2010N	2014	(11,474.00)					(11,474.00)
116602	AGING/DSABLTY RSRC CTR 2010N	2015	(11,474.00)					(11,474.00)
116602	AGING/DSABLTY RSRC CTR 2010N	2016	(11,474.00)					(11,474.00)
				(15,182.00)	**3,075.00**	**0.00**	**0.00**	
116606	RSVP 2011 09SRPHI1001#5	2012	11,423.43	(48,203.00)	50,198.62			13,419.05
116606	RSVP 2011 09SRPHI1001#5	2013	13,419.05	(13,531.00)	111.95			0.00
				(61,734.00)	**50,310.57**	**0.00**	**0.00**	
116607	HAWAII COMM LIVING 2010.11.N	2012		(29,182.00)				(29,182.00)

Back to Top

County of Maui

Housing and Human Concerns — Grant Revenues & Expenditures Quarterly Report - by Index and Fiscal Year as of 09/30/2015

Index	Index Title	FY	Beginning Fund Balance	Revenue	Expenditures	Transfers In	Transfers Out	Ending Fund Balance
116607	HAWAII COMM LIVING 2010.11.N	2013	(29,182.00)	7,138.00	22,007.06			(36.94)
116607	HAWAII COMM LIVING 2010.11.N	2014	(36.94)		36.94			0.00
				(22,044.00)	**22,044.00**	**0.00**	**0.00**	
116608	ARRA09 HEALTHY AGING PARTNRSHP	2012	28,112.16	(28,755.00)	8,604.52			7,961.68
116608	ARRA09 HEALTHY AGING PARTNRSHP	2013	7,961.68	(12,500.00)	4,027.77			(510.55)
116608	ARRA09 HEALTHY AGING PARTNRSHP	2014	(510.55)					(510.55)
116608	ARRA09 HEALTHY AGING PARTNRSHP	2015	(510.55)					(510.55)
116608	ARRA09 HEALTHY AGING PARTNRSHP	2016	(510.55)					(510.55)
				(41,255.00)	**12,632.29**	**0.00**	**0.00**	
116613	AGING TIII DHHS FY11 MA201103	2012	317,600.70	(648,999.92)	279,720.85		53,051.02	1,372.65
116613	AGING TIII DHHS FY11 MA201103	2013	1,372.65		25,850.00			27,222.65
116613	AGING TIII DHHS FY11 MA201103	2014	27,222.65					27,222.65
116613	AGING TIII DHHS FY11 MA201103	2015	27,222.65					27,222.65
116613	AGING TIII DHHS FY11 MA201103	2016	27,222.65					27,222.65
				(648,999.92)	**305,570.85**	**0.00**	**53,051.02**	
116614	ELDER ABUSE RELATED SVCS FY11	2012	9,790.48	(26,249.00)	12,794.63			(3,663.89)
116614	ELDER ABUSE RELATED SVCS FY11	2013	(3,663.89)					(3,663.89)
116614	ELDER ABUSE RELATED SVCS FY11	2014	(3,663.89)					(3,663.89)
116614	ELDER ABUSE RELATED SVCS FY11	2015	(3,663.89)					(3,663.89)
116614	ELDER ABUSE RELATED SVCS FY11	2016	(3,663.89)					(3,663.89)
				(26,249.00)	**12,794.63**	**0.00**	**0.00**	
116639	NSIP(OLDER AMERCNS ACT FFY11)	2012	(19,311.65)	(74,217.00)			93,528.65	0.00
				(74,217.00)	**0.00**	**0.00**	**93,528.65**	
116647	EOA/DOH MA.KC.FB10-11.A FY11	2012	546,699.68	(932,374.15)	379,798.39		130,362.61	124,486.53
116647	EOA/DOH MA.KC.FB10-11.A FY11	2013	124,486.53	(132,416.76)	1,441.12			(6,489.11)
116647	EOA/DOH MA.KC.FB10-11.A FY11	2014	(6,489.11)		30.37			(6,458.74)
116647	EOA/DOH MA.KC.FB10-11.A FY11	2015	(6,458.74)					(6,458.74)
116647	EOA/DOH MA.KC.FB10-11.A FY11	2016	(6,458.74)					(6,458.74)
				(1,064,790.91)	**381,269.88**	**0.00**	**130,362.61**	
116712	CONGREGATE MEALS FY11	2012	(29,047.36)		28,434.90	612.47		0.01
116712	CONGREGATE MEALS FY11	2013	.01		(.01)			0.00
				0.00	**28,434.89**	**612.47**	**0.00**	
116716	HOME FFY10 HM EHIKU PHASE II	2012	400,000.00	(400,000.00)				0.00

County of Maui

Housing and Human Concerns — Grant Revenues & Expenditures Quarterly Report - by Index and Fiscal Year as of 09/30/2015

Index	Index Title	FY	Beginning Fund Balance	Revenue	Expenditures	Transfers In	Transfers Out	Ending Fund Balance
				(400,000.00)	**0.00**	**0.00**	**0.00**	
116717	HOME FFY10 KAHAWAI APT	2014		(92,237.36)	117,351.55			25,114.19
116717	HOME FFY10 KAHAWAI APT	2015	25,114.19	(251,307.42)	226,193.23			(0.00)
				(343,544.78)	**343,544.78**	**0.00**	**0.00**	
116718	HOME FFY10 ADMINISTRATION	2013		(15,148.80)	37,606.93			22,458.13
116718	HOME FFY10 ADMINISTRATION	2014	22,458.13	(26,387.18)	7,853.77			3,924.72
116718	HOME FFY10 ADMINISTRATION	2015	3,924.72	(4,211.23)	31,000.15			30,713.64
116718	HOME FFY10 ADMINISTRATION	2016	30,713.64	(6,882.63)	456.50			24,287.51
				(52,629.84)	**76,917.35**	**0.00**	**0.00**	
116730	HOME DELIVERED MEALS FY11	2012	(11,711.54)		18,603.95	(7,092.70)		(200.29)
116730	HOME DELIVERED MEALS FY11	2013	(200.29)		200.29			0.00
				0.00	**18,804.24**	**(7,092.70)**	**0.00**	
116738	MSC LEISURE FY2011	2012	(74,508.62)		29,759.90			(44,748.72)
116738	MSC LEISURE FY2011	2013	(44,748.72)		1,875.34			(42,873.38)
116738	MSC LEISURE FY2011	2014	(42,873.38)		41,129.81			(1,743.57)
116738	MSC LEISURE FY2011	2015	(1,743.57)		1,703.88			(39.69)
116738	MSC LEISURE FY2011	2016	(39.69)					(39.69)
				0.00	**74,468.93**	**0.00**	**0.00**	
116751	ASSISTED TRANSPRTN SH KC FY11	2012	(2,885.68)	(1,128.60)	1,128.60	2,885.68		0.00
				(1,128.60)	**1,128.60**	**2,885.68**	**0.00**	
116752	I&A OUTREACH AGING 00/01	2012	(597.02)					(597.02)
116752	I&A OUTREACH AGING 00/01	2013	(597.02)					(597.02)
116752	I&A OUTREACH AGING 00/01	2014	(597.02)					(597.02)
116752	I&A OUTREACH AGING 00/01	2015	(597.02)					(597.02)
116752	I&A OUTREACH AGING 00/01	2016	(597.02)					(597.02)
				0.00	**0.00**	**0.00**	**0.00**	
116803	HOME RPGM02 CHDO LP KENOLIO	2013		(44,299.00)	44,299.00			0.00
				(44,299.00)	**44,299.00**	**0.00**	**0.00**	
116805	CHILDCARE/DEVELOPMENT DHSS	2012	24,660.00		(24,660.00)			0.00
				0.00	**(24,660.00)**	**0.00**	**0.00**	
117721	SEC 8 HSG VOUCHER FY2011	2012			(6,392.15)			(6,392.15)
117721	SEC 8 HSG VOUCHER FY2011	2013	(6,392.15)				6,392.15	0.00

Back to Top

County of Maui

Housing and Human Concerns — Grant Revenues & Expenditures Quarterly Report - by Index and Fiscal Year as of 09/30/2015

Index	Index Title	FY	Beginning Fund Balance	Revenue	Expenditures	Transfers In	Transfers Out	Ending Fund Balance
				0.00	**(6,392.15)**	**0.00**	**6,392.15**	
117731	SEC 8 HSG VCHR ADMIN FY2011	2012	(404,996.27)		12,542.47			(392,453.80)
117731	SEC 8 HSG VCHR ADMIN FY2011	2013	(392,453.80)				391,479.50	(974.30)
117731	SEC 8 HSG VCHR ADMIN FY2011	2014	(974.30)				974.30	0.00
				0.00	**12,542.47**	**0.00**	**392,453.80**	
126579	HOME RPGM PI CHDO MMSHH1 CNSTR	2013		(8,746.92)	8,746.92			0.00
				(8,746.92)	**8,746.92**	**0.00**	**0.00**	
126601	HOSPITAL DISCHARGE PLNG GRNT	2013			3,196.30			3,196.30
126601	HOSPITAL DISCHARGE PLNG GRNT	2014	3,196.30	(17,495.50)	24,280.00			9,980.80
126601	HOSPITAL DISCHARGE PLNG GRNT	2015	9,980.80					9,980.80
126601	HOSPITAL DISCHARGE PLNG GRNT	2016	9,980.80					9,980.80
				(17,495.50)	**27,476.30**	**0.00**	**0.00**	
126602	AGING/DSABLTY RSRC CTR 2010N	2012			6,272.68			6,272.68
126602	AGING/DSABLTY RSRC CTR 2010N	2013	6,272.68					6,272.68
126602	AGING/DSABLTY RSRC CTR 2010N	2014	6,272.68	(10,744.75)				(4,472.07)
126602	AGING/DSABLTY RSRC CTR 2010N	2015	(4,472.07)					(4,472.07)
126602	AGING/DSABLTY RSRC CTR 2010N	2016	(4,472.07)					(4,472.07)
				(10,744.75)	**6,272.68**	**0.00**	**0.00**	
126605	RSVP 2002 DVSA 61523 P74-4101	2012	1,730.00					1,730.00
126605	RSVP 2002 DVSA 61523 P74-4101	2013	1,730.00					1,730.00
126605	RSVP 2002 DVSA 61523 P74-4101	2014	1,730.00					1,730.00
126605	RSVP 2002 DVSA 61523 P74-4101	2015	1,730.00					1,730.00
126605	RSVP 2002 DVSA 61523 P74-4101	2016	1,730.00					1,730.00
				0.00	**0.00**	**0.00**	**0.00**	
126606	RSVP 2012 12SRPHI002 YR1of3	2012			12,508.70			12,508.70
126606	RSVP 2012 12SRPHI002 YR1of3	2013	12,508.70	(65,850.00)	53,341.30			(0.00)
				(65,850.00)	**65,850.00**	**0.00**	**0.00**	
126609	ARRA09 HEALTHY AGING PARTNRSH	2012		(810.00)	15,114.12			14,304.12
126609	ARRA09 HEALTHY AGING PARTNRSH	2013	14,304.12	(23,080.00)	6,516.06			(2,259.82)
126609	ARRA09 HEALTHY AGING PARTNRSH	2014	(2,259.82)					(2,259.82)
126609	ARRA09 HEALTHY AGING PARTNRSH	2015	(2,259.82)					(2,259.82)
126609	ARRA09 HEALTHY AGING PARTNRSH	2016	(2,259.82)					(2,259.82)
				(23,890.00)	**21,630.18**	**0.00**	**0.00**	

County of Maui

Housing and Human Concerns — Grant Revenues & Expenditures Quarterly Report - by Index and Fiscal Year as of 09/30/2015

Index	Index Title	FY	Beginning Fund Balance	Revenue	Expenditures	Transfers In	Transfers Out	Ending Fund Balance
126612	AGING TITLE III DHHS 01/02	2013			55.00			55.00
126612	AGING TITLE III DHHS 01/02	2014	55.00		(55.00)			0.00
				0.00	**0.00**	**0.00**	**0.00**	
126613	AGING TIII DHHS FY12	2012		(75.00)	264,745.06		132,030.13	396,700.19
126613	AGING TIII DHHS FY12	2013	396,700.19	(4,348.00)	246,703.96		37,700.27	676,756.42
126613	AGING TIII DHHS FY12	2014	676,756.42	(749,810.00)	11,091.09			(61,962.49)
126613	AGING TIII DHHS FY12	2015	(61,962.49)		61,412.11			(550.38)
126613	AGING TIII DHHS FY12	2016	(550.38)					(550.38)
				(754,233.00)	**583,952.22**	**0.00**	**169,730.40**	
126639	NSIP NUTRITIONAL SVCS INCENTIV	2012					81,449.00	81,449.00
126639	NSIP NUTRITIONAL SVCS INCENTIV	2013	81,449.00	(111,094.39)			29,645.39	0.00
				(111,094.39)	**0.00**	**0.00**	**111,094.39**	
126643	MENTAL HEALTH TRANSFORM GRT	2012		(21,615.53)				(21,615.53)
126643	MENTAL HEALTH TRANSFORM GRT	2013	(21,615.53)	21,600.00				(15.53)
126643	MENTAL HEALTH TRANSFORM GRT	2014	(15.53)					(15.53)
126643	MENTAL HEALTH TRANSFORM GRT	2015	(15.53)	15.53				0.00
126643	MENTAL HEALTH TRANSFORM GRT	2016	(15.53)					(15.53)
				0.00	**0.00**	**0.00**	**0.00**	
126647	AGING EOA/DOH KUPUNA CARE FY12	2012			417,150.23		90,175.29	507,325.52
126647	AGING EOA/DOH KUPUNA CARE FY12	2013	507,325.52	(540,993.00)	124,791.65			91,124.17
126647	AGING EOA/DOH KUPUNA CARE FY12	2014	91,124.17		1,300.32			92,424.49
126647	AGING EOA/DOH KUPUNA CARE FY12	2015	92,424.49					92,424.49
126647	AGING EOA/DOH KUPUNA CARE FY12	2016	92,424.49					92,424.49
				(540,993.00)	**543,242.20**	**0.00**	**90,175.29**	
126712	CONGREGATE MEALS FY2012	2012			321,350.18	(149,904.94)		171,445.24
126712	CONGREGATE MEALS FY2012	2013	171,445.24		(116,897.73)	(1,195.06)		53,352.45
126712	CONGREGATE MEALS FY2012	2014	53,352.45		(53,352.45)			0.00
				0.00	**151,100.00**	**(151,100.00)**	**0.00**	
126713	HOME DEL MLS - NSIP FFY12	2012			87,360.03	(87,360.03)		0.00
				0.00	**87,360.03**	**(87,360.03)**	**0.00**	
126714	CONGREGATE MLS - NSIP FFY12	2012			87,360.03	(87,617.62)		(257.59)
126714	CONGREGATE MLS - NSIP FFY12	2013	(257.59)		27,986.39	(27,728.80)		0.00
				0.00	**115,346.42**	**(115,346.42)**	**0.00**	

Back to Top

County of Maui

Housing and Human Concerns — Grant Revenues & Expenditures Quarterly Report - by Index and Fiscal Year as of 09/30/2015

Index	Index Title	FY	Beginning Fund Balance	Revenue	Expenditures	Transfers In	Transfers Out	Ending Fund Balance
126716	HOME FFY09 KAHAWAI APT.	2014		(172,239.62)	328,231.00			155,991.38
126716	HOME FFY09 KAHAWAI APT.	2015	155,991.38	(155,991.38)				0.00
				(328,231.00)	**328,231.00**	**0.00**	**0.00**	
126717	HOME FFY07 KAHAWAI APT	2014		(730,000.20)	730,000.20			0.00
				(730,000.20)	**730,000.20**	**0.00**	**0.00**	
126719	HOME FFY08 CHDO MMSSH1 CNST	2013		(55,692.84)	70,043.50			14,350.66
126719	HOME FFY08 CHDO MMSSH1 CNST	2014	14,350.66	(22,781.38)	8,490.50			59.78
126719	HOME FFY08 CHDO MMSSH1 CNST	2015	59.78	(59.78)				0.00
				(78,534.00)	**78,534.00**	**0.00**	**0.00**	
126720	HOME FFY08 CHDO MMSSH1 CNST	2014		(71,429.88)	71,466.00			36.12
126720	HOME FFY08 CHDO MMSSH1 CNST	2015	36.12	(36.12)				0.00
				(71,466.00)	**71,466.00**	**0.00**	**0.00**	
126721	HOME FFY06 KAHAWAI APT	2013		(543,830.54)	713,426.66			169,596.12
126721	HOME FFY06 KAHAWAI APT	2014	169,596.12	(186,934.08)	17,337.96			0.00
				(730,764.62)	**730,764.62**	**0.00**	**0.00**	
126725	HOME FFY06 CHDO MMSHH1 CNST	2012		(49,096.09)	68,944.32			19,848.23
126725	HOME FFY06 CHDO MMSHH1 CNST	2013	19,848.23	(24,138.91)	4,290.68			0.00
				(73,235.00)	**73,235.00**	**0.00**	**0.00**	
126726	HOMEFFY07 CHDO MMSHH1 CNSTR	2012			92,867.26			92,867.26
126726	HOMEFFY07 CHDO MMSHH1 CNSTR	2013	92,867.26	(150,000.00)	57,132.74			(0.00)
				(150,000.00)	**150,000.00**	**0.00**	**0.00**	
126728	HOME FFY2009-2 MMSSH1 CONSTR	2014		(53,646.09)	59,570.00			5,923.91
126728	HOME FFY2009-2 MMSSH1 CONSTR	2015	5,923.91	(5,923.91)				0.00
				(59,570.00)	**59,570.00**	**0.00**	**0.00**	
126730	HOME DELIVERED MEALS FY2012	2012			183,834.62	(35,788.68)		148,045.94
126730	HOME DELIVERED MEALS FY2012	2013	148,045.94		(111,540.73)	(36,505.21)		0.00
				0.00	**72,293.89**	**(72,293.89)**	**0.00**	
126731	HOME DEL MLS PVT DONATION	2012		(85,659.23)	47,532.18	(14,617.06)		(52,744.11)
126731	HOME DEL MLS PVT DONATION	2013	(52,744.11)		52,744.11			0.00
				(85,659.23)	**100,276.29**	**(14,617.06)**	**0.00**	
126732	CONGREGATE MLS PVT DONATION	2012		(135,960.69)	(16,848.57)			(152,809.26)
126732	CONGREGATE MLS PVT DONATION	2013	(152,809.26)		152,809.26			0.00

County of Maui

Housing and Human Concerns — Grant Revenues & Expenditures Quarterly Report - by Index and Fiscal Year as of 09/30/2015

Index	Index Title	FY	Beginning Fund Balance	Revenue	Expenditures	Transfers In	Transfers Out	Ending Fund Balance
				(135,960.69)	**135,960.69**	**0.00**	**0.00**	
126735	HOME FFY11 ADMINISTRATION	2014		(18,913.74)	35,622.09			16,708.35
126735	HOME FFY11 ADMINISTRATION	2015	16,708.35	(34,735.27)	37,192.35			19,165.43
126735	HOME FFY11 ADMINISTRATION	2016	19,165.43	(10,899.45)				8,265.98
				(64,548.46)	**72,814.44**	**0.00**	**0.00**	
126738	MSC LEISURE FY2012	2012		(111,422.39)	19,702.04			(91,720.35)
126738	MSC LEISURE FY2012	2013	(91,720.35)		16,878.43			(74,841.92)
126738	MSC LEISURE FY2012	2014	(74,841.92)		13,517.49			(61,324.43)
126738	MSC LEISURE FY2012	2015	(61,324.43)		10,815.48			(50,508.95)
126738	MSC LEISURE FY2012	2016	(50,508.95)					(50,508.95)
				(111,422.39)	**60,913.44**	**0.00**	**0.00**	
126751	ASSISTED TRANPRTN SH KC FY12	2012		(15,378.95)	133,254.23	(117,875.28)		(0.00)
				(15,378.95)	**133,254.23**	**(117,875.28)**	**0.00**	
126754	HOME DEL MLS - STATE	2012				(113,248.29)		(113,248.29)
126754	HOME DEL MLS - STATE	2013	(113,248.29)		113,248.29			0.00
				0.00	**113,248.29**	**(113,248.29)**	**0.00**	
127721	SEC 8 HSG VOUCHER FY2012	2012		(16,160,304.00)	16,730,801.65	(250,000.00)	121,090.00	441,587.65
127721	SEC 8 HSG VOUCHER FY2012	2013	441,587.65		(3,053.14)	(438,534.51)		0.00
				(16,160,304.00)	**16,727,748.51**	**(688,534.51)**	**121,090.00**	
127731	SEC 8 HSG VCHR ADMIN FY2012	2012		(1,417,402.18)	1,224,718.07	(24,133.00)		(216,817.11)
127731	SEC 8 HSG VCHR ADMIN FY2012	2013	(216,817.11)		6,724.65		207,463.08	(2,629.38)
127731	SEC 8 HSG VCHR ADMIN FY2012	2014	(2,629.38)				2,629.38	0.00
				(1,417,402.18)	**1,231,442.72**	**(24,133.00)**	**210,092.46**	
136401	RSVP RETIRED & SR VOL PRG	2013			12,989.29			12,989.29
136401	RSVP RETIRED & SR VOL PRG	2014	12,989.29	(67,350.00)	54,360.71			0.00
				(67,350.00)	**67,350.00**	**0.00**	**0.00**	
136402	HEALTHY AGING PARTNERSHIP	2013			1,254.99			1,254.99
136402	HEALTHY AGING PARTNERSHIP	2014	1,254.99	(1,240.00)	11,455.27			11,470.26
136402	HEALTHY AGING PARTNERSHIP	2015	11,470.26	(25,014.00)	48,617.88			35,074.14
136402	HEALTHY AGING PARTNERSHIP	2016	35,074.14	(36,315.00)				(1,240.86)
				(62,569.00)	**61,328.14**	**0.00**	**0.00**	
136613	AGING TITLE III PROGRAMS	2013			222,315.82		169,805.00	392,120.82

Back to Top

County of Maui

Housing and Human Concerns — Grant Revenues & Expenditures Quarterly Report - by Index and Fiscal Year as of 09/30/2015

Index	Index Title	FY	Beginning Fund Balance	Revenue	Expenditures	Transfers In	Transfers Out	Ending Fund Balance
136613	AGING TITLE III PROGRAMS	2014	392,120.82	(677,003.00)	201,575.63		119,172.00	35,865.45
136613	AGING TITLE III PROGRAMS	2015	35,865.45	(37,672.00)				(1,806.55)
136613	AGING TITLE III PROGRAMS	2016	(1,806.55)					(1,806.55)
				(714,675.00)	**423,891.45**	**0.00**	**288,977.00**	
136615	ELDER ABUSE PREVENTION SFY13	2013			7,226.73			7,226.73
136615	ELDER ABUSE PREVENTION SFY13	2014	7,226.73	(26,303.78)	19,081.08			4.03
136615	ELDER ABUSE PREVENTION SFY13	2015	4.03		60.00			64.03
136615	ELDER ABUSE PREVENTION SFY13	2016	64.03					64.03
				(26,303.78)	**26,367.81**	**0.00**	**0.00**	
136616	ELDER ABUSE PREVENTION SFY12	2015			11,777.65			11,777.65
136616	ELDER ABUSE PREVENTION SFY12	2016	11,777.65					11,777.65
				0.00	**11,777.65**	**0.00**	**0.00**	
136639	NSIP NUTRITION SVCS INCENTIVE	2014		(111,986.00)			111,985.75	(0.25)
136639	NSIP NUTRITION SVCS INCENTIVE	2015	(.25)	.25				0.00
136639	NSIP NUTRITION SVCS INCENTIVE	2016	(.25)					(0.25)
				(111,985.75)	**0.00**	**0.00**	**111,985.75**	
136647	KUPUNA CARE PROGRAM	2013			723,430.23		190,847.93	914,278.16
136647	KUPUNA CARE PROGRAM	2014	914,278.16	(1,139,992.00)	166,743.06		25,160.59	(33,810.19)
136647	KUPUNA CARE PROGRAM	2015	(33,810.19)		4,253.44			(29,556.75)
136647	KUPUNA CARE PROGRAM	2016	(29,556.75)		18,356.90		10,996.66	(203.19)
				(1,139,992.00)	**912,783.63**	**0.00**	**227,005.18**	
136649	AGING & DISABILITY RESOURCE	2013			47,108.45			47,108.45
136649	AGING & DISABILITY RESOURCE	2014	47,108.45	(295,591.00)	424,149.76			175,667.21
136649	AGING & DISABILITY RESOURCE	2015	175,667.21	(196,813.00)	18,992.59			(2,153.20)
136649	AGING & DISABILITY RESOURCE	2016	(2,153.20)					(2,153.20)
				(492,404.00)	**490,250.80**	**0.00**	**0.00**	
136712	CONGREGATE MEALS TITLE III	2013			249,035.26	(101,977.00)		147,058.26
136712	CONGREGATE MEALS TITLE III	2014	147,058.26		(81,189.55)	(47,000.00)		18,868.71
136712	CONGREGATE MEALS TITLE III	2015	18,868.71					18,868.71
136712	CONGREGATE MEALS TITLE III	2016	18,868.71					18,868.71
				0.00	**167,845.71**	**(148,977.00)**	**0.00**	
136714	CONGREGATE MLS NSIP FY13	2013			1,916.59	(1,916.59)		0.00
136714	CONGREGATE MLS NSIP FY13	2014			54,873.02	(54,873.02)		0.00

County of Maui

Housing and Human Concerns — Grant Revenues & Expenditures Quarterly Report - by Index and Fiscal Year as of 09/30/2015

Index	Index Title	FY	Beginning Fund Balance	Revenue	Expenditures	Transfers In	Transfers Out	Ending Fund Balance
				0.00	**56,789.61**	**(56,789.61)**	**0.00**	
136715	HOME DELIVERED MLS NSIP FFY13	2014			57,112.73	(57,112.73)		0.00
				0.00	**57,112.73**	**(57,112.73)**	**0.00**	
136730	HOME DELIVERED MLS TITLE III	2013			173,634.39	(67,828.00)		105,806.39
136730	HOME DELIVERED MLS TITLE III	2014	105,806.39		(19,709.65)	(72,172.00)		13,924.74
136730	HOME DELIVERED MLS TITLE III	2015	13,924.74		(13,924.74)			0.00
				0.00	**140,000.00**	**(140,000.00)**	**0.00**	
136731	HOME DELIVERED MLS PVT DONATIO	2013		(92,746.48)	92,309.81			(436.67)
136731	HOME DELIVERED MLS PVT DONATIO	2014	(436.67)		436.67			0.00
				(92,746.48)	**92,746.48**	**0.00**	**0.00**	
136732	CONGREGATE MLS PVT DONATION	2013		(139,772.56)	92,809.37			(46,963.19)
136732	CONGREGATE MLS PVT DONATION	2014	(46,963.19)	397.75	44,376.13			(2,189.31)
136732	CONGREGATE MLS PVT DONATION	2015	(2,189.31)		2,186.33			(2.98)
136732	CONGREGATE MLS PVT DONATION	2016	(2.98)		2.98			0.00
				(139,374.81)	**139,374.81**	**0.00**	**0.00**	
136738	LEISURE ACTIVITIES FY13	2013		(105,960.61)	54,437.50			(51,523.11)
136738	LEISURE ACTIVITIES FY13	2014	(51,523.11)	28.00	47,743.43			(3,751.68)
136738	LEISURE ACTIVITIES FY13	2015	(3,751.68)		220.00			(3,531.68)
136738	LEISURE ACTIVITIES FY13	2016	(3,531.68)					(3,531.68)
				(105,932.61)	**102,400.93**	**0.00**	**0.00**	
136751	ASSISTED TRANSPORTATION FY13	2013		(14,362.31)	184,481.14	(170,118.83)		0.00
				(14,362.31)	**184,481.14**	**(170,118.83)**	**0.00**	
136755	HOME DELIVERED MEALS - STATE	2013			87,179.64	(56,729.10)		30,450.54
136755	HOME DELIVERED MEALS - STATE	2014	30,450.54		(5,289.95)	(25,160.59)		0.00
				0.00	**81,889.69**	**(81,889.69)**	**0.00**	
136805	CHILDCARE DEVELOPMENT	2012	54,773.00					54,773.00
136805	CHILDCARE DEVELOPMENT	2013	54,773.00		(6,500.00)			48,273.00
136805	CHILDCARE DEVELOPMENT	2014	48,273.00					48,273.00
136805	CHILDCARE DEVELOPMENT	2015	48,273.00					48,273.00
136805	CHILDCARE DEVELOPMENT	2016	48,273.00					48,273.00
				0.00	**(6,500.00)**	**0.00**	**0.00**	
137721	SEC 8 HSG VOUCHER FY2013	2013		(15,938,128.00)	16,168,541.55	(230,413.55)		0.00

Back to Top

County of Maui

Housing and Human Concerns — Grant Revenues & Expenditures Quarterly Report - by Index and Fiscal Year as of 09/30/2015

Index	Index Title	FY	Beginning Fund Balance	Revenue	Expenditures	Transfers In	Transfers Out	Ending Fund Balance
137721	SEC 8 HSG VOUCHER FY2013	2014			(2,668.75)		2,668.75	0.00
				(15,938,128.00)	**16,165,872.80**	**(230,413.55)**	**2,668.75**	
137731	SEC 8 HSG ADMIN PRG FY2013	2013		(1,303,360.20)	1,173,110.68	(35,200.00)		(165,449.52)
137731	SEC 8 HSG ADMIN PRG FY2013	2014	(165,449.52)		1,234.56		70,920.10	(93,294.86)
137731	SEC 8 HSG ADMIN PRG FY2013	2015	(93,294.86)				93,294.86	0.00
				(1,303,360.20)	**1,174,345.24**	**(35,200.00)**	**164,214.96**	
146070	EDI SP PRJ #B-03-SP-HI-0186	2012	(.50)					(0.50)
146070	EDI SP PRJ #B-03-SP-HI-0186	2013	(.50)					(0.50)
146070	EDI SP PRJ #B-03-SP-HI-0186	2014	(.50)		.50			0.00
				0.00	**0.50**	**0.00**	**0.00**	
146401	KUPUNA CARE PROGRAM SF14	2014			699,395.99		167,998.26	867,394.25
146401	KUPUNA CARE PROGRAM SF14	2015	867,394.25	(912,389.00)	72,662.27		10,996.66	38,664.18
146401	KUPUNA CARE PROGRAM SF14	2016	38,664.18		(18,184.40)		(10,996.66)	9,483.12
				(912,389.00)	**753,873.86**	**0.00**	**167,998.26**	
146402	ELDER ABUSE PREVENTION SF14	2014			26,491.07			26,491.07
146402	ELDER ABUSE PREVENTION SF14	2015	26,491.07	(26,492.00)				(0.93)
146402	ELDER ABUSE PREVENTION SF14	2016	(.93)					(0.93)
				(26,492.00)	**26,491.07**	**0.00**	**0.00**	
146403	HOME DELIVERED MLS PVT DONATIO	2014		(89,907.75)	82,610.25			(7,297.50)
146403	HOME DELIVERED MLS PVT DONATIO	2015	(7,297.50)		7,297.50			0.00
				(89,907.75)	**89,907.75**	**0.00**	**0.00**	
146404	CONGREGATE MLS PVT DONATION	2014		(135,727.37)	135,727.37			(0.00)
				(135,727.37)	**135,727.37**	**0.00**	**0.00**	
146405	LEISURE ACTIVITIES FY14	2014		(112,606.00)	60,547.91			(52,058.09)
146405	LEISURE ACTIVITIES FY14	2015	(52,058.09)		855.00			(51,203.09)
146405	LEISURE ACTIVITIES FY14	2016	(51,203.09)					(51,203.09)
				(112,606.00)	**61,402.91**	**0.00**	**0.00**	
146408	ASSISTED TRANSPORTATION FY14	2014		(14,925.36)	180,141.16	(93,574.05)		71,641.75
146408	ASSISTED TRANSPORTATION FY14	2015	71,641.75			(71,641.75)		0.00
				(14,925.36)	**180,141.16**	**(165,215.80)**	**0.00**	
146409	CONGREGATE MEALS TITTLE III	2014			134,433.70	(144,085.60)		(9,651.90)
146409	CONGREGATE MEALS TITTLE III	2015	(9,651.90)		9,651.90			0.00

County of Maui

Housing and Human Concerns — Grant Revenues & Expenditures Quarterly Report - by Index and Fiscal Year as of 09/30/2015

Index	Index Title	FY	Beginning Fund Balance	Revenue	Expenditures	Transfers In	Transfers Out	Ending Fund Balance
				0.00	**144,085.60**	**(144,085.60)**	**0.00**	
146420	CONGREGATE MEALS NSIP FY14	2014			63,375.00	(90,095.00)		(26,720.00)
146420	CONGREGATE MEALS NSIP FY14	2015	(26,720.00)		26,720.00	(547.00)		(547.00)
146420	CONGREGATE MEALS NSIP FY14	2016			547.00			547.00
				0.00	**90,642.00**	**(90,642.00)**	**0.00**	
146421	HOME DELIVERED MEALS - STATE	2014			74,424.21	(74,424.21)		(0.00)
146421	HOME DELIVERED MEALS - STATE	2015			10,996.66	(10,996.66)		0.00
				0.00	**85,420.87**	**(85,420.87)**	**0.00**	
146424	HOME DELIVERED MEALS NSIP FY14	2014			21,655.00	(38,749.00)		(17,094.00)
146424	HOME DELIVERED MEALS NSIP FY14	2015	(17,094.00)		17,089.74			(4.26)
146424	HOME DELIVERED MEALS NSIP FY14	2016	(4.26)		4.26			0.00
				0.00	**38,749.00**	**(38,749.00)**	**0.00**	
146426	HOME DELIVERED MEALS TITLE III	2014			134,927.11	(134,927.11)		0.00
146426	HOME DELIVERED MEALS TITLE III	2015			4,187.30	(4,187.30)		0.00
				0.00	**139,114.41**	**(139,114.41)**	**0.00**	
146427	AGING TITLE III PROGRAMS	2014		(254,499.25)	296,596.33		279,012.71	321,109.79
146427	AGING TITLE III PROGRAMS	2015	321,109.79	(1,677.00)	97,276.77			416,709.56
146427	AGING TITLE III PROGRAMS	2016	416,709.56	(381,837.00)	10,329.90			45,202.46
				(638,013.25)	**404,203.00**	**0.00**	**279,012.71**	
146428	CARE TRANSITIONS PROGRAM	2014		(24,300.00)	32,164.08			7,864.08
146428	CARE TRANSITIONS PROGRAM	2015	7,864.08	(61,290.00)	52,838.92			(587.00)
146428	CARE TRANSITIONS PROGRAM	2016	(587.00)	(6,480.00)	1,229.00			(5,838.00)
				(92,070.00)	**86,232.00**	**0.00**	**0.00**	
146429	AGING & DISABILITY RESOURCE	2014			87,669.28			87,669.28
146429	AGING & DISABILITY RESOURCE	2015	87,669.28	(161,102.00)	242,053.34	(3,817.00)	4,259.00	169,062.62
146429	AGING & DISABILITY RESOURCE	2016	169,062.62	(222,474.00)	(5.00)			(53,416.38)
				(383,576.00)	**329,717.62**	**(3,817.00)**	**4,259.00**	
146440	HEALTHY AGING PARTNERSHIP	2014			2,906.25			2,906.25
146440	HEALTHY AGING PARTNERSHIP	2015	2,906.25	(16,789.00)	87,515.75			73,633.00
146440	HEALTHY AGING PARTNERSHIP	2016	73,633.00	(73,633.00)				0.00
				(90,422.00)	**90,422.00**	**0.00**	**0.00**	
146441	RSVP RETIRED & SR VOL PRG	2014		(420.00)	19,017.35			18,597.35

Back to Top

County of Maui

Housing and Human Concerns — Grant Revenues & Expenditures Quarterly Report - by Index and Fiscal Year as of 09/30/2015

Index	Index Title	FY	Beginning Fund Balance	Revenue	Expenditures	Transfers In	Transfers Out	Ending Fund Balance
146441	RSVP RETIRED & SR VOL PRG	2015	18,597.35	(67,930.00)	49,332.65			0.00
				(68,350.00)	**68,350.00**	**0.00**	**0.00**	
146442	NSIP NUTRITION SVCS INCENTIVE	2014		(37,498.00)			128,844.00	91,346.00
146442	NSIP NUTRITION SVCS INCENTIVE	2015	91,346.00	(91,893.00)			547.00	0.00
146442	NSIP NUTRITION SVCS INCENTIVE	2016	(547.00)					(547.00)
				(129,391.00)	**0.00**	**0.00**	**129,391.00**	
146650	MAUI TRAFFIC SAFETY PRGM-DOT	2012	(4,871.53)		4,871.53			0.00
				0.00	**4,871.53**	**0.00**	**0.00**	
147480	SEC 8 HOUSING VOUCHER FY2014	2014		(15,499,540.00)	14,995,541.68	(682,949.00)	137,068.00	(1,049,879.32)
147480	SEC 8 HOUSING VOUCHER FY2014	2015	(1,049,879.32)		(1,776.73)		1,051,656.05	0.00
				(15,499,540.00)	**14,993,764.95**	**(682,949.00)**	**1,188,724.05**	
147481	SEC 8 HOUSING ADMIN FY2014	2014		(1,099,717.48)	1,161,164.34	(137,068.00)		(75,621.14)
147481	SEC 8 HOUSING ADMIN FY2014	2015	(75,621.14)		2,039.76		73,581.38	0.00
				(1,099,717.48)	**1,163,204.10**	**(137,068.00)**	**73,581.38**	
156401	KUPUNA CARE PROGRAM	2015		(116,744.00)	723,816.81		190,660.13	797,732.94
156401	KUPUNA CARE PROGRAM	2016	797,732.94		76,663.70		26,159.67	900,556.31
				(116,744.00)	**800,480.51**	**0.00**	**216,819.80**	
156402	ELDER ABUSE PREVENTION SY15	2015			3,817.20			3,817.20
156402	ELDER ABUSE PREVENTION SY15	2016	3,817.20					3,817.20
				0.00	**3,817.20**	**0.00**	**0.00**	
156403	HOME DELIVERED MLS PVT DONATIO	2015		(84,091.56)	84,091.56			0.00
				(84,091.56)	**84,091.56**	**0.00**	**0.00**	
156404	CONGREGATE MLS PVT DONATION	2015		(113,875.84)	113,875.84			0.00
				(113,875.84)	**113,875.84**	**0.00**	**0.00**	
156405	LEISURE ACTIVITIES FY15	2015		(101,569.50)	20,452.78			(81,116.72)
156405	LEISURE ACTIVITIES FY15	2016	(81,116.72)		6,308.47			(74,808.25)
				(101,569.50)	**26,761.25**	**0.00**	**0.00**	
156408	ASSISTED TRANSPORT PVT	2015		(15,776.87)	15,776.87			0.00
				(15,776.87)	**15,776.87**	**0.00**	**0.00**	
156409	CONGREGATE MEALS TITTLE III	2015			143,477.46	(104,116.77)		39,360.69
156409	CONGREGATE MEALS TITTLE III	2016	39,360.69			(39,360.69)		0.00
				0.00	**143,477.46**	**(143,477.46)**	**0.00**	

County of Maui

Housing and Human Concerns — Grant Revenues & Expenditures Quarterly Report - by Index and Fiscal Year as of 09/30/2015

Index	Index Title	FY	Beginning Fund Balance	Revenue	Expenditures	Transfers In	Transfers Out	Ending Fund Balance
156410	ASSISTED TRANSPORT-KUPUNA	2015			172,000.00	(147,517.13)		24,482.87
156410	ASSISTED TRANSPORT-KUPUNA	2016	24,482.87			(24,482.87)		0.00
				0.00	**172,000.00**	**(172,000.00)**	**0.00**	
156411	BANFIELD CHARITABLE TRUST	2015		(1,000.00)	312.64			(687.36)
156411	BANFIELD CHARITABLE TRUST	2016	(687.36)		265.86			(421.50)
				(1,000.00)	**578.50**	**0.00**	**0.00**	
156420	CONGREGATE MEALS NSIP FY15	2015			30,524.50			30,524.50
156420	CONGREGATE MEALS NSIP FY15	2016	30,524.50		29,475.00	(73,543.00)		(13,543.50)
				0.00	**59,999.50**	**(73,543.00)**	**0.00**	
156421	HOME DELIVERED MEALS KUPUNA	2015			93,000.00	(65,143.00)		27,857.00
156421	HOME DELIVERED MEALS KUPUNA	2016	27,857.00		(26,180.20)	(1,676.80)		0.00
				0.00	**66,819.80**	**(66,819.80)**	**0.00**	
156424	HOME DELIVERED MEALS NSIP FY15	2015			18,017.25			18,017.25
156424	HOME DELIVERED MEALS NSIP FY15	2016	18,017.25		41,982.75	(60,000.00)		0.00
				0.00	**60,000.00**	**(60,000.00)**	**0.00**	
156426	HOME DELIVERED MLS TITLE III	2015			113,819.80	(85,599.98)		28,219.82
156426	HOME DELIVERED MLS TITLE III	2016	28,219.82		26,180.20	(54,400.02)		0.00
				0.00	**140,000.00**	**(140,000.00)**	**0.00**	
156427	AGING TITLE III PRGS	2015			336,983.76		193,904.05	530,887.81
156427	AGING TITLE III PRGS	2016	530,887.81	(477,523.00)	49,992.37		93,760.71	197,117.89
				(477,523.00)	**386,976.13**	**0.00**	**287,664.76**	
156429	AGING & DISABILITY RESOURCE	2015			67,818.99		71,641.75	139,460.74
156429	AGING & DISABILITY RESOURCE	2016	139,460.74		97,192.59			236,653.33
				0.00	**165,011.58**	**0.00**	**71,641.75**	
156440	HEALTHY AGING PARTNERSHIP	2015			5,692.01			5,692.01
156440	HEALTHY AGING PARTNERSHIP	2016	(27,278.34)	(120.00)	(1,735.42)			(29,133.76)
				(120.00)	**3,956.59**	**0.00**	**0.00**	
156441	RSVP RETIRED & SR VOL PRG	2015			13,983.61			13,983.61
156441	RSVP RETIRED & SR VOL PRG	2016	13,983.61	(16,463.00)	17,612.63			15,133.24
				(16,463.00)	**31,596.24**	**0.00**	**0.00**	
156442	NSIP NUTRITION SVCS INCENTIVE	2016		(133,543.00)			133,543.00	0.00
				(133,543.00)	**0.00**	**0.00**	**133,543.00**	

Back to Top

County of Maui

Housing and Human Concerns — Grant Revenues & Expenditures Quarterly Report - by Index and Fiscal Year as of 09/30/2015

Index	Index Title	FY	Beginning Fund Balance	Revenue	Expenditures	Transfers In	Transfers Out	Ending Fund Balance
156443	HEALTHY AGING VOL CONTRIB	2015		(32,970.35)				(32,970.35)
156443	HEALTHY AGING VOL CONTRIB	2016		5,825.66				5,825.66
				(27,144.69)	**0.00**	**0.00**	**0.00**	
156445	A&B KOKUA GIVING CONTRIB	2015		(20,000.00)				(20,000.00)
156445	A&B KOKUA GIVING CONTRIB	2016	(20,000.00)		20,000.00			0.00
				(20,000.00)	**20,000.00**	**0.00**	**0.00**	
156447	HOME FFY14 KULAMALU REPRG	2015		(124,467.40)	124,467.40			0.00
				(124,467.40)	**124,467.40**	**0.00**	**0.00**	
156449	HOME FFY14 ADMINISTRATION	2015			829.80			829.80
156449	HOME FFY14 ADMINISTRATION	2016	829.80		12,847.36			13,677.16
				0.00	**13,677.16**	**0.00**	**0.00**	
156612	AGING TIII-B 95	2012	3,215.49		(3,215.49)			0.00
				0.00	**(3,215.49)**	**0.00**	**0.00**	
156613	AGING TITLE III DHHS FY04/05	2012	(18,210.03)		18,210.03			0.00
				0.00	**18,210.03**	**0.00**	**0.00**	
156646	AGING TIII-B STATE 95	2012	2,616.07		(2,616.07)			0.00
				0.00	**(2,616.07)**	**0.00**	**0.00**	
156650	MAUI TRAFFIC SFTY-DOT AL05-02	2012	(365.78)					(365.78)
156650	MAUI TRAFFIC SFTY-DOT AL05-02	2013	(365.78)		365.78			0.00
				0.00	**365.78**	**0.00**	**0.00**	
156751	ASSISTED TRANSPRTN SH POS FY05	2012	(14,885.83)		14,885.83			0.00
				0.00	**14,885.83**	**0.00**	**0.00**	
157480	SEC 8 HOUSING VOUCHER FY15	2015		(12,299,374.00)	14,014,592.49	(1,921,656.00)	42,750.67	(163,686.84)
157480	SEC 8 HOUSING VOUCHER FY15	2016	(174,752.84)	(19,483.00)	(7,521.00)			(201,756.84)
				(12,318,857.00)	**14,007,071.49**	**(1,921,656.00)**	**42,750.67**	
157481	SEC 8 HOUSING ADMIN FY15	2015		(1,258,380.80)	1,168,009.68	(20,116.00)		(110,487.12)
157481	SEC 8 HOUSING ADMIN FY15	2016	(110,487.12)	(37,701.50)	(100.19)			(148,288.81)
				(1,296,082.30)	**1,167,909.49**	**(20,116.00)**	**0.00**	
166613	AGING TITLE III DHHS FY06	2012	(19,534.57)		19,534.57			0.00
				0.00	**19,534.57**	**0.00**	**0.00**	
166646	AGING TIII-B STATE 96	2012	(.32)		.32			0.00
				0.00	**0.32**	**0.00**	**0.00**	

County of Maui

Housing and Human Concerns — Grant Revenues & Expenditures Quarterly Report - by Index and Fiscal Year as of 09/30/2015

Index	Index Title	FY	Beginning Fund Balance	Revenue	Expenditures	Transfers In	Transfers Out	Ending Fund Balance
166714	HOME FFY04 ADMINISTRATION	2015			151.25			151.25
166714	HOME FFY04 ADMINISTRATION	2016	151.25	(151.25)				0.00
				(151.25)	**151.25**	**0.00**	**0.00**	
166716	HOME FFY04 ADDI PROGRAM	2012	21,400.00	(11,400.00)				10,000.00
166716	HOME FFY04 ADDI PROGRAM	2013	10,000.00	(10,000.00)				0.00
				(21,400.00)	**0.00**	**0.00**	**0.00**	
166720	HOME FY04 CHDO LP KENOLIO	2012	110,097.00	(45,534.00)	45,534.00			110,097.00
166720	HOME FY04 CHDO LP KENOLIO	2013	110,097.00	(110,097.00)				0.00
				(155,631.00)	**45,534.00**	**0.00**	**0.00**	
166721	HOME CHDO MAHCDC MMSHHI EA	2012		(11,458.15)	17,000.00			5,541.85
166721	HOME CHDO MAHCDC MMSHHI EA	2013	5,541.85	(5,541.85)				0.00
				(17,000.00)	**17,000.00**	**0.00**	**0.00**	
166738	MSC LEISURE ACTIVITY FY06	2012	(13,707.51)					(13,707.51)
166738	MSC LEISURE ACTIVITY FY06	2013	(13,707.51)					(13,707.51)
166738	MSC LEISURE ACTIVITY FY06	2014	(13,707.51)					(13,707.51)
166738	MSC LEISURE ACTIVITY FY06	2015	(13,707.51)		13,592.72			(114.79)
166738	MSC LEISURE ACTIVITY FY06	2016	(114.79)					(114.79)
				0.00	**13,592.72**	**0.00**	**0.00**	
166741	KUPUNA CARE PROGRAM	2016			15,617.98			15,617.98
				0.00	**15,617.98**	**0.00**	**0.00**	
166757	A&B KOKUA GIVING CONTRIB	2016		(20,000.00)				(20,000.00)
				(20,000.00)	**0.00**	**0.00**	**0.00**	
166758	ASSISTED TRANSPORT PVT	2016		(3,119.63)				(3,119.63)
				(3,119.63)	**0.00**	**0.00**	**0.00**	
166760	CONGREGATE MLS PVT DONATION	2016		(28,255.00)				(28,255.00)
				(28,255.00)	**0.00**	**0.00**	**0.00**	
166762	HOME DEL MEALS PVT DONATION	2016		(19,106.20)				(19,106.20)
				(19,106.20)	**0.00**	**0.00**	**0.00**	
166763	LEISURE ACTIVITIES FY16	2016		(27,362.63)				(27,362.63)
				(27,362.63)	**0.00**	**0.00**	**0.00**	
166764	ASSIST TRANSPORT-KUPUNA	2016			46,633.99			46,633.99
				0.00	**46,633.99**	**0.00**	**0.00**	

Back to Top

County of Maui

Housing and Human Concerns — Grant Revenues & Expenditures Quarterly Report - by Index and Fiscal Year as of 09/30/2015

Index	Index Title	FY	Beginning Fund Balance	Revenue	Expenditures	Transfers In	Transfers Out	Ending Fund Balance
166765	CONGREGATE MEALS TITTLE III	2016			54,664.85			54,664.85
				0.00	**54,664.85**	**0.00**	**0.00**	
166767	HOME DELIVERED MLS TITLE III	2016			56,176.30			56,176.30
				0.00	**56,176.30**	**0.00**	**0.00**	
166768	MATSON FOUNDATION CONTRIB	2016		(1,000.00)				(1,000.00)
				(1,000.00)	**0.00**	**0.00**	**0.00**	
166769	AGING TITLE III PRGS	2016			3,510.50			3,510.50
				0.00	**3,510.50**	**0.00**	**0.00**	
166770	KUPUNA CARE VOL CONTRIB	2016		(200.00)				(200.00)
				(200.00)	**0.00**	**0.00**	**0.00**	
166807	GRSSROOTS COMM ANTIDRUG SEC#14	2012	(105,000.00)		105,000.00			0.00
				0.00	**105,000.00**	**0.00**	**0.00**	
166809	COMM BASED SUBSTNCE ABUSE PRVN	2012	(5,000.00)		5,000.00			0.00
				0.00	**5,000.00**	**0.00**	**0.00**	
167480	SEC 8 HOUSING VOUCHER FY16	2016		(3,412,444.00)	3,537,276.13			124,832.13
				(3,412,444.00)	**3,537,276.13**	**0.00**	**0.00**	
167481	SEC 8 HOUSING ADMIN FY16	2016		(262,240.50)	334,584.74			72,344.24
				(262,240.50)	**334,584.74**	**0.00**	**0.00**	
176600	AGING TIII-A EDUC/TRNG 97	2012	.10					0.10
176600	AGING TIII-A EDUC/TRNG 97	2013	.10					0.10
176600	AGING TIII-A EDUC/TRNG 97	2014	.10					0.10
176600	AGING TIII-A EDUC/TRNG 97	2015	.10	(.10)				0.00
176600	AGING TIII-A EDUC/TRNG 97	2016	.10					0.10
				(0.10)	**0.00**	**0.00**	**0.00**	
176606	RSVP 2007 06SRPHI003	2012	(865.00)					(865.00)
176606	RSVP 2007 06SRPHI003	2013	(865.00)		865.00			0.00
				0.00	**865.00**	**0.00**	**0.00**	
176712	CONGREGATE MEALS FY07	2012	(52,783.23)		52,783.23			0.00
				0.00	**52,783.23**	**0.00**	**0.00**	
176730	HOME DELIVERED MEALS FY07	2012	(54,119.13)					(54,119.13)
176730	HOME DELIVERED MEALS FY07	2013	(54,119.13)		54,119.13			0.00
				0.00	**54,119.13**	**0.00**	**0.00**	

County of Maui

Housing and Human Concerns — Grant Revenues & Expenditures Quarterly Report - by Index and Fiscal Year as of 09/30/2015

Index	Index Title	FY	Beginning Fund Balance	Revenue	Expenditures	Transfers In	Transfers Out	Ending Fund Balance
176738	MSC LEISURE ACTIVITY FY07	2012	(21,613.19)					(21,613.19)
176738	MSC LEISURE ACTIVITY FY07	2013	(21,613.19)		888.00			(20,725.19)
176738	MSC LEISURE ACTIVITY FY07	2014	(20,725.19)					(20,725.19)
176738	MSC LEISURE ACTIVITY FY07	2015	(20,725.19)		12,816.30			(7,908.89)
176738	MSC LEISURE ACTIVITY FY07	2016	(7,908.89)		2,413.07			(5,495.82)
				0.00	**16,117.37**	**0.00**	**0.00**	
176807	GRASSRTS COMM ANTIDRUG ACT160	2012	(100,000.00)		100,000.00			0.00
				0.00	**100,000.00**	**0.00**	**0.00**	
176809	COMM BASED SUBSTNCE ABUSE PRVN	2012	(43,750.00)		43,750.00			0.00
				0.00	**43,750.00**	**0.00**	**0.00**	
177712	SEC.8 FAMILY SELF-SUFFICIENT	2012	(84,881.57)	(812.19)	71,172.37	(96,957.00)		(111,478.39)
177712	SEC.8 FAMILY SELF-SUFFICIENT	2013	(111,478.39)	(255.90)	22,897.70			(88,836.59)
177712	SEC.8 FAMILY SELF-SUFFICIENT	2014	(88,836.59)	(1,608.99)	13,076.42			(77,369.16)
177712	SEC.8 FAMILY SELF-SUFFICIENT	2015	(77,369.16)	(360.40)	73,971.22	(63,416.84)		(67,175.18)
177712	SEC.8 FAMILY SELF-SUFFICIENT	2016	(56,109.18)	(97.88)				(56,207.06)
				(3,135.36)	**181,117.71**	**(160,373.84)**	**0.00**	
186612	AGING TIII-B DHHS 97/98	2012	1.26					1.26
186612	AGING TIII-B DHHS 97/98	2013	1.26					1.26
186612	AGING TIII-B DHHS 97/98	2014	1.26					1.26
186612	AGING TIII-B DHHS 97/98	2015	1.26	(1.26)				0.00
186612	AGING TIII-B DHHS 97/98	2016	1.26					1.26
				(1.26)	**0.00**	**0.00**	**0.00**	
186613	AGING TIII DHHS FY08 MA-2008N	2012	135,388.58	(58,107.00)	(77,281.58)			0.00
				(58,107.00)	**(77,281.58)**	**0.00**	**0.00**	
186646	AGING TIII-B 98 S/H POS	2012	3.00					3.00
186646	AGING TIII-B 98 S/H POS	2013	3.00					3.00
186646	AGING TIII-B 98 S/H POS	2014	3.00					3.00
186646	AGING TIII-B 98 S/H POS	2015	3.00	(3.00)				0.00
186646	AGING TIII-B 98 S/H POS	2016	3.00					3.00
				(3.00)	**0.00**	**0.00**	**0.00**	
186711	CONGREGATE MEALS NS-3-98-11	2012	(137.76)		137.76			0.00
				0.00	**137.76**	**0.00**	**0.00**	
186712	CONGREGATE MEALS FY08	2012	(93,203.16)		93,203.16			0.00

Back to Top

County of Maui

Housing and Human Concerns — Grant Revenues & Expenditures Quarterly Report - by Index and Fiscal Year as of 09/30/2015

Index	Index Title	FY	Beginning Fund Balance	Revenue	Expenditures	Transfers In	Transfers Out	Ending Fund Balance
				0.00	**93,203.16**	**0.00**	**0.00**	
186713	HOME FFY05 CHDO LP KENOLIO	2012	(110,097.00)	(4,692.43)	4,692.43			(110,097.00)
186713	HOME FFY05 CHDO LP KENOLIO	2013	(110,097.00)	110,097.00				0.00
				105,404.57	**4,692.43**	**0.00**	**0.00**	
186718	HOME FFY07 ADMINISTRATION	2012	17,149.85	(11,978.97)	5,650.09			10,820.97
186718	HOME FFY07 ADMINISTRATION	2013	10,820.97	(16,263.62)				(5,442.65)
186718	HOME FFY07 ADMINISTRATION	2014	(5,442.65)	3,915.89	1,526.76			0.00
				(24,326.70)	**7,176.85**	**0.00**	**0.00**	
186722	HOME FFY06 ADMINISTRATION	2012	(9,216.61)					(9,216.61)
186722	HOME FFY06 ADMINISTRATION	2013	(9,216.61)					(9,216.61)
186722	HOME FFY06 ADMINISTRATION	2014	(9,216.61)	9,216.61				0.00
				9,216.61	**0.00**	**0.00**	**0.00**	
186723	HOME FFY06 ADDI PROGRAM	2012	(10,000.00)					(10,000.00)
186723	HOME FFY06 ADDI PROGRAM	2013	(10,000.00)	10,000.00				0.00
				10,000.00	**0.00**	**0.00**	**0.00**	
186724	HOME RPGM CHDO LP K'LIO L'LANI	2012		(23,863.62)	23,863.62			0.00
186724	HOME RPGM CHDO LP K'LIO L'LANI	2013		(10,971.22)	10,971.22			0.00
				(34,834.84)	**34,834.84**	**0.00**	**0.00**	
186725	HOME FY06 CHDO LP KENOLIO	2013		(76,835.00)	76,835.00			0.00
				(76,835.00)	**76,835.00**	**0.00**	**0.00**	
186730	HOME DELIVERED MEALS FY08	2012	(59,193.80)		59,193.80			0.00
				0.00	**59,193.80**	**0.00**	**0.00**	
186738	MSC LEISURE ACTIVITY FY08	2012	(52,676.73)		52,676.73			0.00
				0.00	**52,676.73**	**0.00**	**0.00**	
186751	ASSISTED TRANSPORTN SH POS08	2012	(66,873.14)					(66,873.14)
186751	ASSISTED TRANSPORTN SH POS08	2013	(66,873.14)					(66,873.14)
186751	ASSISTED TRANSPORTN SH POS08	2014	(66,873.14)		10,174.12			(56,699.02)
186751	ASSISTED TRANSPORTN SH POS08	2015	(56,699.02)		14,532.49			(42,166.53)
186751	ASSISTED TRANSPORTN SH POS08	2016	(42,166.53)		1,479.47			(40,687.06)
				0.00	**26,186.08**	**0.00**	**0.00**	
196608	START LIVING HEALTHY FY09	2012	180.64		(180.64)			0.00
				0.00	**(180.64)**	**0.00**	**0.00**	

County of Maui

Housing and Human Concerns — Grant Revenues & Expenditures Quarterly Report - by Index and Fiscal Year as of 09/30/2015

Index	Index Title	FY	Beginning Fund Balance	Revenue	Expenditures	Transfers In	Transfers Out	Ending Fund Balance
196613	AGING TIII DHHS FY09 MA2009N	2012	357,270.00	(357,270.00)				0.00
				(357,270.00)	**0.00**	**0.00**	**0.00**	
196647	EOA/DOH MA-KC-2008-09(A)	2012	(4.86)		4.86			0.00
				0.00	**4.86**	**0.00**	**0.00**	
196712	CONGREGATE MEALS FY09	2012	(8,035.32)		8,035.32			0.00
				0.00	**8,035.32**	**0.00**	**0.00**	
196718	HOME FFY08 ADMINISTRATION	2012	10,144.86	(85,463.60)	72,092.51			(3,226.23)
196718	HOME FFY08 ADMINISTRATION	2013	(3,226.23)	(7,023.50)	1,443.12			(8,806.61)
196718	HOME FFY08 ADMINISTRATION	2014	(8,806.61)	(18,018.37)	394.63			(26,430.35)
196718	HOME FFY08 ADMINISTRATION	2015	(26,430.35)					(26,430.35)
196718	HOME FFY08 ADMINISTRATION	2016	(26,430.35)					(26,430.35)
				(110,505.47)	**73,930.26**	**0.00**	**0.00**	
196730	HOME DELIVERED MEALS FY09	2012	(57,227.72)		57,227.72			0.00
				0.00	**57,227.72**	**0.00**	**0.00**	
196738	MSC LEISURE ACTIVITY FY09	2012	(39,939.62)	39,939.62				0.00
				39,939.62	**0.00**	**0.00**	**0.00**	
196751	ASSISTED TRANSPORTN SH KC 09	2012	(41,664.85)	41,664.82				(0.03)
196751	ASSISTED TRANSPORTN SH KC 09	2013	(.03)		.03			0.00
				41,664.82	**0.03**	**0.00**	**0.00**	
197741	SEC8 HSG ASST PYMTS(HAP)-NRA	2012	(2,183,742.45)	(7,763.17)			250,000.00	(1,941,505.62)
197741	SEC8 HSG ASST PYMTS(HAP)-NRA	2013	(1,941,505.62)	(4,952.70)		(6,392.15)	668,948.06	(1,283,902.41)
197741	SEC8 HSG ASST PYMTS(HAP)-NRA	2014	(1,283,902.41)	(5,040.44)		(2,668.75)	682,949.00	(608,662.60)
197741	SEC8 HSG ASST PYMTS(HAP)-NRA	2015	(608,662.60)	(2,000.97)		(93,294.91)	650,782.17	(53,176.31)
197741	SEC8 HSG ASST PYMTS(HAP)-NRA	2016	(53,176.31)	(92.78)				(53,269.09)
				(19,850.06)	**0.00**	**(102,355.81)**	**2,252,679.23**	
197751	SEC8 HSG ASST PYMTS(ADM)-NRA	2012	(443,199.76)	(1,585.85)				(444,785.61)
197751	SEC8 HSG ASST PYMTS(ADM)-NRA	2013	(444,785.61)	(1,134.93)		(598,942.58)	35,200.00	(1,009,663.12)
197751	SEC8 HSG ASST PYMTS(ADM)-NRA	2014	(1,009,663.12)	(3,923.17)		(74,523.78)		(1,088,110.07)
197751	SEC8 HSG ASST PYMTS(ADM)-NRA	2015	(1,088,110.07)	(116,632.56)		(73,581.38)	260,000.00	(1,018,324.01)
197751	SEC8 HSG ASST PYMTS(ADM)-NRA	2016	(1,018,324.01)	(1,776.57)				(1,020,100.58)
				(125,053.08)	**0.00**	**(747,047.74)**	**295,200.00**	
	Grand Total			**(86,295,159.46)**	**87,438,889.44**	**(7,403,055.77)**	**7,323,180.72**	

Back to Top

County of Maui

Parks and Recreation — **Grant Revenues & Expenditures Quarterly Report - by Index and Fiscal Year as of 09/30/2015**

Index	Index Title	FY	Beginning Fund Balance	Revenue	Expenditures	Transfers In	Transfers Out	Ending Fund Balance
106209	PLYGRD EQUIP. ONE ALII PK-USDA	2012	11,173.86		8,198.15			19,372.01
106209	PLYGRD EQUIP. ONE ALII PK-USDA	2013	19,372.01	(63,458.00)	28,885.18		15,200.81	(0.00)
				(63,458.00)	**37,083.33**	**0.00**	**15,200.81**	
106213	MITCHELL PAUOLE CTR USDA GRNT	2012	14,201.00					14,201.00
106213	MITCHELL PAUOLE CTR USDA GRNT	2013	14,201.00		10,794.00			24,995.00
106213	MITCHELL PAUOLE CTR USDA GRNT	2014	24,995.00	(75,000.00)	50,005.00			0.00
				(75,000.00)	**60,799.00**	**0.00**	**0.00**	
106214	NATL PARK SVC LAND WTR CSRVTN	2012			21,403.23			21,403.23
106214	NATL PARK SVC LAND WTR CSRVTN	2013	21,403.23	(450,000.00)	428,596.77			0.00
				(450,000.00)	**450,000.00**	**0.00**	**0.00**	
116221	2010 USTA WHLCHR TENNIS GRNT	2012	(1,633.66)		1,633.66			0.00
				0.00	**1,633.66**	**0.00**	**0.00**	
116223	NRPA/USOC KAYAKING GRANT	2012	(2,501.36)		2,501.36			0.00
				0.00	**2,501.36**	**0.00**	**0.00**	
126211	SUMMER PALS FOOD SVC DOE FY12	2012		(46,946.70)	46,946.70			0.00
				(46,946.70)	**46,946.70**	**0.00**	**0.00**	
126212	SH LIFEGUARD SERVICES FY12	2012		(406,469.00)	399,526.38			(6,942.62)
126212	SH LIFEGUARD SERVICES FY12	2013	(6,942.62)		6,942.62			0.00
				(406,469.00)	**406,469.00**	**0.00**	**0.00**	
126222	ADAPTIVE TENNIS PROGRAM	2012		(1,680.00)				(1,680.00)
126222	ADAPTIVE TENNIS PROGRAM	2013	(1,680.00)		1,479.94			(200.06)
126222	ADAPTIVE TENNIS PROGRAM	2014	(200.06)		200.06			0.00
				(1,680.00)	**1,680.00**	**0.00**	**0.00**	
136211	PLAY & LEARN SESSIONS (PALS)	2013		(58,178.80)	58,178.80			0.00
				(58,178.80)	**58,178.80**	**0.00**	**0.00**	
136212	MAKENA LIFEGUARD SERVICES	2013		(406,469.00)	433,998.87	(27,529.87)		(0.00)
				(406,469.00)	**433,998.87**	**(27,529.87)**	**0.00**	
136221	2012 USTA WHEELCHAIR TENNIS	2013		(1,410.00)	61.44			(1,348.56)
136221	2012 USTA WHEELCHAIR TENNIS	2014	(1,348.56)		564.71			(783.85)
136221	2012 USTA WHEELCHAIR TENNIS	2015	(783.85)		783.85			0.00
				(1,410.00)	**1,410.00**	**0.00**	**0.00**	
136223	PLYGRND SITES/STRCTRE/EQUIPT	2012	(185,230.24)		57,692.66			(127,537.58)

County of Maui

Parks and Recreation — Grant Revenues & Expenditures Quarterly Report - by Index and Fiscal Year as of 09/30/2015

Index	Index Title	FY	Beginning Fund Balance	Revenue	Expenditures	Transfers In	Transfers Out	Ending Fund Balance
136223	PLYGRND SITES/STRCTRE/EQUIPT	2013	(127,537.58)		19,062.43	(15,200.81)		(123,675.96)
136223	PLYGRND SITES/STRCTRE/EQUIPT	2014	(123,675.96)		123,675.96			0.00
				0.00	**200,431.05**	**(15,200.81)**	**0.00**	
146503	MAKENA LIFEGUARD SERVICES	2014		(606,469.00)	586,934.37			(19,534.63)
146503	MAKENA LIFEGUARD SERVICES	2015	(19,534.63)		19,534.63			0.00
				(606,469.00)	**606,469.00**	**0.00**	**0.00**	
146504	PLAY & LEARN SESSIONS (PALS)	2014		(64,864.88)	64,864.88			0.00
				(64,864.88)	**64,864.88**	**0.00**	**0.00**	
146508	WAR MEMORIAL STADIUM	2014			90,145.00			90,145.00
146508	WAR MEMORIAL STADIUM	2015	90,145.00	(90,145.00)				0.00
				(90,145.00)	**90,145.00**	**0.00**	**0.00**	
156503	MAKENA LIFEGUARD SERVICES	2015		(606,469.00)	456,904.12			(149,564.88)
156503	MAKENA LIFEGUARD SERVICES	2016	(149,564.88)		127,502.14			(22,062.74)
				(606,469.00)	**584,406.26**	**0.00**	**0.00**	
156504	PLAY & LEARN SESSIONS (PALS)	2015		(62,896.84)	62,896.84			0.00
				(62,896.84)	**62,896.84**	**0.00**	**0.00**	
166215	BINHI AT ANI COMM CTR-DAGS06	2012		(10,210.87)	10,210.87			0.00
166215	BINHI AT ANI COMM CTR-DAGS06	2013		(49,090.40)	49,090.40			0.00
166215	BINHI AT ANI COMM CTR-DAGS06	2014		(119,161.80)	119,161.80			0.00
166215	BINHI AT ANI COMM CTR-DAGS06	2015		(58,561.30)	58,561.30			0.00
				(237,024.37)	**237,024.37**	**0.00**	**0.00**	
166795	PLAY & LEARN SESSIONS (PALS)	2016		(73,995.78)				(73,995.78)
				(73,995.78)	**0.00**	**0.00**	**0.00**	
166820	MAKENA LIFEGUARD SERVICES	2016			1,627.94			1,627.94
				0.00	**1,627.94**	**0.00**	**0.00**	
	Grand Total			**(3,251,476.37)**	**3,348,566.06**	**(42,730.68)**	**15,200.81**	

Back to Top

County of Maui

Parks and Recreation — **Grant Revenues & Expenditures Quarterly Report - by Index and Fiscal Year as of 09/30/2015**

Index	Index Title	FY	Beginning Fund Balance	Revenue	Expenditures	Transfers In	Transfers Out	Ending Fund Balance
106209	PLYGRD EQUIP. ONE ALII PK-USDA	2012	11,173.86		8,198.15			19,372.01
106209	PLYGRD EQUIP. ONE ALII PK-USDA	2013	19,372.01	(63,458.00)	28,885.18		15,200.81	(0.00)
				(63,458.00)	**37,083.33**	**0.00**	**15,200.81**	
106213	MITCHELL PAUOLE CTR USDA GRNT	2012	14,201.00					14,201.00
106213	MITCHELL PAUOLE CTR USDA GRNT	2013	14,201.00		10,794.00			24,995.00
106213	MITCHELL PAUOLE CTR USDA GRNT	2014	24,995.00	(75,000.00)	50,005.00			0.00
				(75,000.00)	**60,799.00**	**0.00**	**0.00**	
106214	NATL PARK SVC LAND WTR CSRVTN	2012			21,403.23			21,403.23
106214	NATL PARK SVC LAND WTR CSRVTN	2013	21,403.23	(450,000.00)	428,596.77			0.00
				(450,000.00)	**450,000.00**	**0.00**	**0.00**	
116221	2010 USTA WHLCHR TENNIS GRNT	2012	(1,633.66)		1,633.66			0.00
				0.00	**1,633.66**	**0.00**	**0.00**	
116223	NRPA/USOC KAYAKING GRANT	2012	(2,501.36)		2,501.36			0.00
				0.00	**2,501.36**	**0.00**	**0.00**	
126211	SUMMER PALS FOOD SVC DOE FY12	2012		(46,946.70)	46,946.70			0.00
				(46,946.70)	**46,946.70**	**0.00**	**0.00**	
126212	SH LIFEGUARD SERVICES FY12	2012		(406,469.00)	399,526.38			(6,942.62)
126212	SH LIFEGUARD SERVICES FY12	2013	(6,942.62)		6,942.62			0.00
				(406,469.00)	**406,469.00**	**0.00**	**0.00**	
126222	ADAPTIVE TENNIS PROGRAM	2012		(1,680.00)				(1,680.00)
126222	ADAPTIVE TENNIS PROGRAM	2013	(1,680.00)		1,479.94			(200.06)
126222	ADAPTIVE TENNIS PROGRAM	2014	(200.06)		200.06			0.00
				(1,680.00)	**1,680.00**	**0.00**	**0.00**	
136211	PLAY & LEARN SESSIONS (PALS)	2013		(58,178.80)	58,178.80			0.00
				(58,178.80)	**58,178.80**	**0.00**	**0.00**	
136212	MAKENA LIFEGUARD SERVICES	2013		(406,469.00)	433,998.87	(27,529.87)		(0.00)
				(406,469.00)	**433,998.87**	**(27,529.87)**	**0.00**	
136221	2012 USTA WHEELCHAIR TENNIS	2013		(1,410.00)	61.44			(1,348.56)
136221	2012 USTA WHEELCHAIR TENNIS	2014	(1,348.56)		564.71			(783.85)
136221	2012 USTA WHEELCHAIR TENNIS	2015	(783.85)		783.85			0.00
				(1,410.00)	**1,410.00**	**0.00**	**0.00**	
136223	PLYGRND SITES/STRCTRE/EQUIPT	2012	(185,230.24)		57,692.66			(127,537.58)

County of Maui

Parks and Recreation — Grant Revenues & Expenditures Quarterly Report - by Index and Fiscal Year as of 09/30/2015

Index	Index Title	FY	Beginning Fund Balance	Revenue	Expenditures	Transfers In	Transfers Out	Ending Fund Balance
136223	PLYGRND SITES/STRCTRE/EQUIPT	2013	(127,537.58)		19,062.43	(15,200.81)		(123,675.96)
136223	PLYGRND SITES/STRCTRE/EQUIPT	2014	(123,675.96)		123,675.96			0.00
				0.00	**200,431.05**	**(15,200.81)**	**0.00**	
146503	MAKENA LIFEGUARD SERVICES	2014		(606,469.00)	586,934.37			(19,534.63)
146503	MAKENA LIFEGUARD SERVICES	2015	(19,534.63)		19,534.63			0.00
				(606,469.00)	**606,469.00**	**0.00**	**0.00**	
146504	PLAY & LEARN SESSIONS (PALS)	2014		(64,864.88)	64,864.88			0.00
				(64,864.88)	**64,864.88**	**0.00**	**0.00**	
146508	WAR MEMORIAL STADIUM	2014			90,145.00			90,145.00
146508	WAR MEMORIAL STADIUM	2015	90,145.00	(90,145.00)				0.00
				(90,145.00)	**90,145.00**	**0.00**	**0.00**	
156503	MAKENA LIFEGUARD SERVICES	2015		(606,469.00)	456,904.12			(149,564.88)
156503	MAKENA LIFEGUARD SERVICES	2016	(149,564.88)		127,502.14			(22,062.74)
				(606,469.00)	**584,406.26**	**0.00**	**0.00**	
156504	PLAY & LEARN SESSIONS (PALS)	2015		(62,896.84)	62,896.84			0.00
				(62,896.84)	**62,896.84**	**0.00**	**0.00**	
166215	BINHI AT ANI COMM CTR-DAGS06	2012		(10,210.87)	10,210.87			0.00
166215	BINHI AT ANI COMM CTR-DAGS06	2013		(49,090.40)	49,090.40			0.00
166215	BINHI AT ANI COMM CTR-DAGS06	2014		(119,161.80)	119,161.80			0.00
166215	BINHI AT ANI COMM CTR-DAGS06	2015		(58,561.30)	58,561.30			0.00
				(237,024.37)	**237,024.37**	**0.00**	**0.00**	
166795	PLAY & LEARN SESSIONS (PALS)	2016		(73,995.78)				(73,995.78)
				(73,995.78)	**0.00**	**0.00**	**0.00**	
166820	MAKENA LIFEGUARD SERVICES	2016			1,627.94			1,627.94
				0.00	**1,627.94**	**0.00**	**0.00**	
	Grand Total			**(3,251,476.37)**	**3,348,566.06**	**(42,730.68)**	**15,200.81**	

Back to Top

County of Maui

Public Works — **Grant Revenues & Expenditures Quarterly Report - by Index and Fiscal Year as of 09/30/2015**

Index	Index Title	FY	Beginning Fund Balance	Revenue	Expenditures	Transfers In	Transfers Out	Ending Fund Balance
106571	BRIDGE INSPCTN/APPR BRNBIS#44	2012	22,393.18	(68,400.00)	81,106.82			35,100.00
106571	BRIDGE INSPCTN/APPR BRNBIS#44	2013	35,100.00	(108,850.13)	76,500.00			2,749.87
106571	BRIDGE INSPCTN/APPR BRNBIS#44	2014	2,749.87					2,749.87
106571	BRIDGE INSPCTN/APPR BRNBIS#44	2015	2,749.87					2,749.87
106571	BRIDGE INSPCTN/APPR BRNBIS#44	2016	2,749.87					2,749.87
				(177,250.13)	**157,606.82**	**0.00**	**0.00**	
116502	FHWA PROJS STATE REVIEWS	2012	17,207.62	(18,789.33)	17,235.06			15,653.35
116502	FHWA PROJS STATE REVIEWS	2013	15,653.35	(25,725.98)	34,817.53			24,744.90
116502	FHWA PROJS STATE REVIEWS	2014	24,744.90	(28,373.57)	28,098.88			24,470.21
116502	FHWA PROJS STATE REVIEWS	2015	24,470.21	(36,255.61)	74,939.04			63,153.64
116502	FHWA PROJS STATE REVIEWS	2016	63,153.64	(1,944.83)	17,717.40			78,926.21
				(111,089.32)	**172,807.91**	**0.00**	**0.00**	
136661	BRIDGE INSPECTN NBIS(057)	2014		(36,860.00)	140,750.00			103,890.00
136661	BRIDGE INSPECTN NBIS(057)	2015	103,890.00	(131,764.00)	51,890.00			24,016.00
136661	BRIDGE INSPECTN NBIS(057)	2016	24,016.00					24,016.00
				(168,624.00)	**192,640.00**	**0.00**	**0.00**	
136754	EPA SEAWEED REMOVAL	2012	(15,236.25)					(15,236.25)
136754	EPA SEAWEED REMOVAL	2013	(15,236.25)					(15,236.25)
136754	EPA SEAWEED REMOVAL	2014	(15,236.25)					(15,236.25)
136754	EPA SEAWEED REMOVAL	2015	(15,236.25)	15,236.25				0.00
				15,236.25	**0.00**	**0.00**	**0.00**	
146660	FHWA VARIOUS PROJECTS COUNTY	2014		(181,573.18)				(181,573.18)
146660	FHWA VARIOUS PROJECTS COUNTY	2015	(181,573.18)	(220,960.49)	433,125.41			30,591.74
146660	FHWA VARIOUS PROJECTS COUNTY	2016	(402,533.67)	(30,591.74)				(433,125.41)
				(433,125.41)	**433,125.41**	**0.00**	**0.00**	
196035	KIHOLO BAY EARTHQUAKE 10/15/06	2012	(8,460.21)		8,460.21			0.00
				0.00	**8,460.21**	**0.00**	**0.00**	
	Grand Total			**(874,852.61)**	**964,640.35**	**0.00**	**0.00**	

County of Maui

Transportation — **Grant Revenues & Expenditures Quarterly Report - by Index and Fiscal Year as of 09/30/2015**

Index	Index Title	FY	Beginning Fund Balance	Revenue	Expenditures	Transfers In	Transfers Out	Ending Fund Balance
106117	FED TRANS ADM#5311 FFY2009	2012	555,237.25	(555,525.00)				(287.75)
106117	FED TRANS ADM#5311 FFY2009	2013	(287.75)					(287.75)
106117	FED TRANS ADM#5311 FFY2009	2014	(287.75)		287.75			0.00
				(555,525.00)	**287.75**	**0.00**	**0.00**	
116117	FED TRANS ADM#5311 FFY2010	2012	554,681.00	(554,681.00)				0.00
				(554,681.00)	**0.00**	**0.00**	**0.00**	
116278	FTA 5309 FFY 2010 BUS & FCILTS	2012	(185,000.00)		1,181,606.73	(250,000.00)		746,606.73
116278	FTA 5309 FFY 2010 BUS & FCILTS	2013	746,606.73	(969,737.00)	52,280.00			(170,850.27)
116278	FTA 5309 FFY 2010 BUS & FCILTS	2014	(170,850.27)		925,000.00			754,149.73
116278	FTA 5309 FFY 2010 BUS & FCILTS	2015	754,149.73	(740,000.00)				14,149.73
116278	FTA 5309 FFY 2010 BUS & FCILTS	2016	14,149.73					14,149.73
				(1,709,737.00)	**2,158,886.73**	**(250,000.00)**	**0.00**	
116280	FTA RURAL TRNST ASSTNCE FFY10	2012		(9,534.00)	9,534.25			0.25
116280	FTA RURAL TRNST ASSTNCE FFY10	2013	.25		(.25)			0.00
				(9,534.00)	**9,534.00**	**0.00**	**0.00**	
126117	FED TRANS ADM#5311 FFY2012	2012		(288,615.00)				(288,615.00)
126117	FED TRANS ADM#5311 FFY2012	2013	(288,615.00)		28,897.00			(259,718.00)
126117	FED TRANS ADM#5311 FFY2012	2014	(259,718.00)		259,718.00			0.00
				(288,615.00)	**288,615.00**	**0.00**	**0.00**	
126280	FTA RURAL TRNST ASSTNCE FFY12	2012			4,191.73			4,191.73
126280	FTA RURAL TRNST ASSTNCE FFY12	2013	4,191.73	(2,890.00)				1,301.73
126280	FTA RURAL TRNST ASSTNCE FFY12	2014	1,301.73					1,301.73
126280	FTA RURAL TRNST ASSTNCE FFY12	2015	1,301.73					1,301.73
126280	FTA RURAL TRNST ASSTNCE FFY12	2016	1,301.73					1,301.73
				(2,890.00)	**4,191.73**	**0.00**	**0.00**	
136117	FTA SEC 5311 NON-URBANIZED FOR	2013		(589,395.00)				(589,395.00)
136117	FTA SEC 5311 NON-URBANIZED FOR	2014	(589,395.00)	(800,000.00)	1,389,395.00			0.00
				(1,389,395.00)	**1,389,395.00**	**0.00**	**0.00**	
136278	FTA5309 BUS & BUS FAC SGR	2014			2,334,542.00			2,334,542.00
136278	FTA5309 BUS & BUS FAC SGR	2015	2,334,542.00	(1,000,000.00)	445,458.00			1,780,000.00
136278	FTA5309 BUS & BUS FAC SGR	2016	1,780,000.00					1,780,000.00
				(1,000,000.00)	**2,780,000.00**	**0.00**	**0.00**	
136279	FTA#5309 FORMULA FUNDS PRG	2014			26,248.52			26,248.52

Back to Top

County of Maui

Transportation — **Grant Revenues & Expenditures Quarterly Report - by Index and Fiscal Year as of 09/30/2015**

Index	Index Title	FY	Beginning Fund Balance	Revenue	Expenditures	Transfers In	Transfers Out	Ending Fund Balance
136279	FTA#5309 FORMULA FUNDS PRG	2015	26,248.52		21,856.80			48,105.32
136279	FTA#5309 FORMULA FUNDS PRG	2016	48,105.32	(40,265.00)	116,208.00			124,048.32
				(40,265.00)	**164,313.32**	**0.00**	**0.00**	
136802	FTA5309 LIVABILITY PRG FY13	2014			683,037.00			683,037.00
136802	FTA5309 LIVABILITY PRG FY13	2015	683,037.00	(779,714.00)	96,677.00			0.00
				(779,714.00)	**779,714.00**	**0.00**	**0.00**	
136803	FTA SEC 5317 NEW FREEDOM PRG	2014		(28,490.00)	28,490.00			0.00
				(28,490.00)	**28,490.00**	**0.00**	**0.00**	
146278	RURAL TRANSIT ASSISTNCE PRG04	2012	(1,245.75)	(5,487.00)	1,130.39			(5,602.36)
146278	RURAL TRANSIT ASSISTNCE PRG04	2013	(5,602.36)	(5,057.00)	5,676.03			(4,983.33)
146278	RURAL TRANSIT ASSISTNCE PRG04	2014	(4,983.33)	(2,776.00)	7,759.33			0.00
				(13,320.00)	**14,565.75**	**0.00**	**0.00**	
146800	FTA SEC5311 NON-URBANIZED AREA	2015		(595,843.00)				(595,843.00)
146800	FTA SEC5311 NON-URBANIZED AREA	2016	(595,843.00)					(595,843.00)
				(595,843.00)	**0.00**	**0.00**	**0.00**	
146802	FTA RURAL TRNST ASST - RTAP	2015		(3,909.00)	6,746.62			2,837.62
146802	FTA RURAL TRNST ASST - RTAP	2016	2,837.62		1,966.51			4,804.13
				(3,909.00)	**8,713.13**	**0.00**	**0.00**	
146804	FTA PLANNING PROGRAM 5305 (e)	2015			94,942.59			94,942.59
146804	FTA PLANNING PROGRAM 5305 (e)	2016	94,942.59		5,940.62			100,883.21
				0.00	**100,883.21**	**0.00**	**0.00**	
166278	FTA#5309 BUS PRG HI030039 FY06	2012	(18,818.62)		3,670.00			(15,148.62)
166278	FTA#5309 BUS PRG HI030039 FY06	2013	(15,148.62)	(3,670.00)				(18,818.62)
166278	FTA#5309 BUS PRG HI030039 FY06	2014	(18,818.62)	110.00	18,708.62			0.00
				(3,560.00)	**22,378.62**	**0.00**	**0.00**	
166280	RURAL TRANSIT ASSTNC PRG06	2012	(10,004.00)	(6,354.00)	6,708.97			(9,649.03)
166280	RURAL TRANSIT ASSTNC PRG06	2013	(9,649.03)	(2,664.00)	2,627.60			(9,685.43)
166280	RURAL TRANSIT ASSTNC PRG06	2014	(9,685.43)	4,973.63	4,711.80			0.00
166280	RURAL TRANSIT ASSTNC PRG06	2015		(263.00)				(263.00)
166280	RURAL TRANSIT ASSTNC PRG06	2016	(263.00)					(263.00)
				(4,307.37)	**14,048.37**	**0.00**	**0.00**	
176117	FED TRNS ADM 5311 #HI-18-X025	2012	(217,286.20)					(217,286.20)

County of Maui

Transportation — **Grant Revenues & Expenditures Quarterly Report - by Index and Fiscal Year as of 09/30/2015**

Index	Index Title	FY	Beginning Fund Balance	Revenue	Expenditures	Transfers In	Transfers Out	Ending Fund Balance
176117	FED TRNS ADM 5311 #HI-18-X025	2013	(217,286.20)					(217,286.20)
176117	FED TRNS ADM 5311 #HI-18-X025	2014	(217,286.20)		217,286.20			0.00
				0.00	**217,286.20**	**0.00**	**0.00**	
176278	FTA#5309 BUS PRG FFY2005 FY07	2012			1,580.00			1,580.00
176278	FTA#5309 BUS PRG FFY2005 FY07	2013	1,580.00	(1,580.00)				0.00
				(1,580.00)	**1,580.00**	**0.00**	**0.00**	
176280	FTA RURAL TRANSIT ASST PRG07	2012	(4,332.12)		666.40			(3,665.72)
176280	FTA RURAL TRANSIT ASST PRG07	2013	(3,665.72)	(988.00)				(4,653.72)
176280	FTA RURAL TRANSIT ASST PRG07	2014	(4,653.72)		4,653.72			0.00
				(988.00)	**5,320.12**	**0.00**	**0.00**	
186278	FTA5309 BUS PROG FFY06	2012			72,000.00			72,000.00
186278	FTA5309 BUS PROG FFY06	2013	72,000.00	(71,890.00)				110.00
186278	FTA5309 BUS PROG FFY06	2014	110.00	(110.00)				0.00
				(72,000.00)	**72,000.00**	**0.00**	**0.00**	
186280	FTA RURL TRNSIT ASSTN HI18X26	2012	(1,087.06)					(1,087.06)
186280	FTA RURL TRNSIT ASSTN HI18X26	2013	(1,087.06)					(1,087.06)
186280	FTA RURL TRNSIT ASSTN HI18X26	2014	(1,087.06)		1,087.06			0.00
				0.00	**1,087.06**	**0.00**	**0.00**	
196117	FED TRANS ADM#5311 FFY2008	2012	5,378.00	(5,378.00)	6,886.63			6,886.63
196117	FED TRANS ADM#5311 FFY2008	2013	6,886.63					6,886.63
196117	FED TRANS ADM#5311 FFY2008	2014	6,886.63	(6,886.63)				0.00
				(12,264.63)	**6,886.63**	**0.00**	**0.00**	
196280	FTA RURAL TRNS ASST PRG FFY08	2012		(4,261.00)	1,395.00			(2,866.00)
196280	FTA RURAL TRNS ASST PRG FFY08	2013	(2,866.00)					(2,866.00)
196280	FTA RURAL TRNS ASST PRG FFY08	2014	(2,866.00)		2,866.00			0.00
				(4,261.00)	**4,261.00**	**0.00**	**0.00**	
	Grand Total			**(7,070,879.00)**	**8,072,437.62**	**(250,000.00)**	**0.00**	

Back to Top

County of Maui

Environmental Management — Grant Revenues & Expenditures Quarterly Report - by Index and Fiscal Year as of 09/30/2015

Index	Index Title	FY	Beginning Fund Balance	Revenue	Expenditures	Transfers In	Transfers Out	Ending Fund Balance
106850	GLASS RECOVERY PROGRAM 99/00	2012	(461.33)		461.33			0.00
				0.00	**461.33**	**0.00**	**0.00**	
106875	PAINT EXCHANGE PROGRAM	2012	(663.75)		663.75			0.00
				0.00	**663.75**	**0.00**	**0.00**	
106884	EPA MAALAEA OFFSHORE STUDY	2012	184,784.21	(184,815.00)				(30.79)
106884	EPA MAALAEA OFFSHORE STUDY	2013	(30.79)					(30.79)
106884	EPA MAALAEA OFFSHORE STUDY	2014	(30.79)		30.79			0.00
				(184,815.00)	**30.79**	**0.00**	**0.00**	
106886	USED OIL RECOVRY FY10 06-145#8	2012	18,963.38	(7,454.64)	(11,508.74)			0.00
				(7,454.64)	**(11,508.74)**	**0.00**	**0.00**	
116850	GLASS RECOVERY PROGRAM YO-013	2012	(368.29)		368.29			0.00
				0.00	**368.29**	**0.00**	**0.00**	
116851	GLASS RECOVERY DOH ASO#11-005	2012	1,478.91	(34,632.90)	33,153.99			0.00
				(34,632.90)	**33,153.99**	**0.00**	**0.00**	
116886	USED OIL RECOVERY 06145#10	2012	9,679.54	(36,608.48)	27,896.22			967.28
116886	USED OIL RECOVERY 06145#10	2013	967.28	(967.28)	1,802.06			1,802.06
116886	USED OIL RECOVERY 06145#10	2014	1,802.06		(1,802.06)			0.00
				(37,575.76)	**27,896.22**	**0.00**	**0.00**	
126851	GLASS RECVRY DOH ASO#11-005/1	2012		(70,684.49)	112,943.85			42,259.36
126851	GLASS RECVRY DOH ASO#11-005/1	2013	42,259.36	(70,915.51)	27,656.15			(1,000.00)
126851	GLASS RECVRY DOH ASO#11-005/1	2014	(1,000.00)		1,000.00			0.00
				(141,600.00)	**141,600.00**	**0.00**	**0.00**	
126886	USED OIL RECOVERY 06145#10	2012		(18,684.24)	14,043.76			(4,640.48)
126886	USED OIL RECOVERY 06145#10	2013	(4,640.48)	(3,680.39)	2,242.24			(6,078.63)
126886	USED OIL RECOVERY 06145#10	2014	(6,078.63)	4,086.00	1,992.63			0.00
				(18,278.63)	**18,278.63**	**0.00**	**0.00**	
136038	W MAUI RECYCLED WTR SYSTEM EXP	2013		(378,330.00)				(378,330.00)
136038	W MAUI RECYCLED WTR SYSTEM EXP	2014	(378,330.00)	(2,463,802.13)	2,050,074.37			(792,057.76)
136038	W MAUI RECYCLED WTR SYSTEM EXP	2015	(792,057.76)	(236,221.87)	479,925.64			(548,353.99)
136038	W MAUI RECYCLED WTR SYSTEM EXP	2016	(711,651.66)					(711,651.66)
				(3,078,354.00)	**2,530,000.01**	**0.00**	**0.00**	
136851	GLASS RECOVERY PROGRAM	2013		(109,899.85)	109,907.06			7.21

County of Maui

Environmental Management — Grant Revenues & Expenditures Quarterly Report - by Index and Fiscal Year as of 09/30/2015

Index	Index Title	FY	Beginning Fund Balance	Revenue	Expenditures	Transfers In	Transfers Out	Ending Fund Balance
136851	GLASS RECOVERY PROGRAM	2014	7.21	(12,900.15)	12,892.94			0.00
				(122,800.00)	**122,800.00**	**0.00**	**0.00**	
136852	TIRE RECOVERY PRGRM-DOH#02-229	2012	(7,790.24)		7,790.24			0.00
				0.00	**7,790.24**	**0.00**	**0.00**	
136853	ELECTRONIC DEVICE RECYCLING	2013			91,210.00			91,210.00
136853	ELECTRONIC DEVICE RECYCLING	2014	91,210.00	(100,000.00)	8,790.00			0.00
				(100,000.00)	**100,000.00**	**0.00**	**0.00**	
136886	USED OIL RECOVERY FY2013	2013		(33,665.82)	61,534.63			27,868.81
136886	USED OIL RECOVERY FY2013	2014	27,868.81	(33,957.72)	10,387.50			4,298.59
136886	USED OIL RECOVERY FY2013	2015	4,298.59	(4,298.59)				0.00
				(71,922.13)	**71,922.13**	**0.00**	**0.00**	
146900	USED MOTOR OIL COLLECTION PRG	2014		(24,700.00)	62,916.61			38,216.61
146900	USED MOTOR OIL COLLECTION PRG	2015	38,216.61	(43,091.46)	4,874.85			0.00
				(67,791.46)	**67,791.46**	**0.00**	**0.00**	
146903	ELECTRONIC DEVICE RECYCLING	2014		(76,190.43)	89,050.00			12,859.57
146903	ELECTRONIC DEVICE RECYCLING	2015	12,859.57		10,950.00			23,809.57
146903	ELECTRONIC DEVICE RECYCLING	2016	23,809.57					23,809.57
				(76,190.43)	**100,000.00**	**0.00**	**0.00**	
146904	GLASS RECOVERY PROGRAM	2014		(41,938.99)	67,700.00			25,761.01
146904	GLASS RECOVERY PROGRAM	2015	25,761.01	(25,761.01)				0.00
				(67,700.00)	**67,700.00**	**0.00**	**0.00**	
146906	HYATT/W MAUI RECYCLED WATER	2014		(501,237.01)				(501,237.01)
146906	HYATT/W MAUI RECYCLED WATER	2015	(501,237.01)	25,761.01				(475,476.00)
146906	HYATT/W MAUI RECYCLED WATER	2016	(475,476.00)					(475,476.00)
				(475,476.00)	**0.00**	**0.00**	**0.00**	
146907	STARWOOD/W MAUI RECYCLED WATER	2015		(931,920.00)				(931,920.00)
146907	STARWOOD/W MAUI RECYCLED WATER	2016	(931,920.00)					(931,920.00)
				(931,920.00)	**0.00**	**0.00**	**0.00**	
156850	GLASS RECOVRY PRG ASO#04016/1	2012	(2,783.26)		2,783.26			0.00
				0.00	**2,783.26**	**0.00**	**0.00**	
156853	DEPOSIT BEVERAGE CONTR PRG DOH	2012	(18,366.63)		18,366.63			0.00
				0.00	**18,366.63**	**0.00**	**0.00**	

Back to Top

County of Maui

Environmental Management — Grant Revenues & Expenditures Quarterly Report - by Index and Fiscal Year as of 09/30/2015

Index	Index Title	FY	Beginning Fund Balance	Revenue	Expenditures	Transfers In	Transfers Out	Ending Fund Balance
156900	USED MOTOR OIL COLLECTION FY15	2015		(48,599.01)	63,000.00			14,400.99
156900	USED MOTOR OIL COLLECTION FY15	2016	14,400.99		8,125.00			22,525.99
				(48,599.01)	**71,125.00**	**0.00**	**0.00**	
156903	ELECTRONIC DEVICE RECYCLING	2015			100,000.00			100,000.00
156903	ELECTRONIC DEVICE RECYCLING	2016	100,000.00					100,000.00
				0.00	**100,000.00**	**0.00**	**0.00**	
156907	GLASS RECOVERY PROGRAM	2015		(111,060.00)	74,040.00			(37,020.00)
156907	GLASS RECOVERY PROGRAM	2016	(37,020.00)					(37,020.00)
				(111,060.00)	**74,040.00**	**0.00**	**0.00**	
166851	GLASS RECOVERY PRG ASO4016/2	2012	(4,188.28)		4,188.28			0.00
				0.00	**4,188.28**	**0.00**	**0.00**	
166853	HI DEPOSIT BEV CONTNR PRG-DOH6	2012	(5,491.17)		5,491.17			0.00
				0.00	**5,491.17**	**0.00**	**0.00**	
166886	USED OIL RECOVERY ASO#06-145	2012	(9,598.99)		9,598.99			0.00
				0.00	**9,598.99**	**0.00**	**0.00**	
176851	GLASS RECOVERY DOH 04-016/3	2012	(48.85)		48.85			0.00
				0.00	**48.85**	**0.00**	**0.00**	
176853	HI DEPOSIT BEV CONTNR 07-DOH	2012	(3,175.88)		3,175.88			0.00
				0.00	**3,175.88**	**0.00**	**0.00**	
176886	USED OIL RECOVRY07 ASO06145#2	2012	13,141.94	(880.20)	(12,261.74)			0.00
				(880.20)	**(12,261.74)**	**0.00**	**0.00**	
186851	GLASS RECOVERY DOH 08-030	2012	53,259.75	(93,984.00)	40,724.25			0.00
186851	GLASS RECOVERY DOH 08-030	2013		93,984.00				93,984.00
186851	GLASS RECOVERY DOH 08-030	2014	93,984.00	(93,984.00)				0.00
				(93,984.00)	**40,724.25**	**0.00**	**0.00**	
186886	USED OIL RECOVERY08 ASO06145#5	2012	2,987.63	74,043.75	(77,031.38)			(0.00)
186886	USED OIL RECOVERY08 ASO06145#5	2013		(75,012.75)				(75,012.75)
186886	USED OIL RECOVERY08 ASO06145#5	2014	(75,012.75)	75,012.75				0.00
				74,043.75	**(77,031.38)**	**0.00**	**0.00**	
196851	GLASS RECOVERY DOH ASO#08-030	2012	(40,332.18)	(86,870.24)	127,202.42			(0.00)
196851	GLASS RECOVERY DOH ASO#08-030	2013		86,870.24				86,870.24
196851	GLASS RECOVERY DOH ASO#08-030	2014	86,870.24	(86,870.24)				0.00

County of Maui

Environmental Management — Grant Revenues & Expenditures Quarterly Report - by Index and Fiscal Year as of 09/30/2015

Index	Index Title	FY	Beginning Fund Balance	Revenue	Expenditures	Transfers In	Transfers Out	Ending Fund Balance
				(86,870.24)	**127,202.42**	**0.00**	**0.00**	
196886	USED OIL RECOVRY PRG09 #06145	2012	(12,592.86)	103,818.49	(87,655.63)			3,570.00
196886	USED OIL RECOVRY PRG09 #06145	2013	3,570.00	(105,841.49)	516.00			(101,755.49)
196886	USED OIL RECOVRY PRG09 #06145	2014	(101,755.49)	101,755.49				0.00
				99,732.49	**(87,139.63)**	**0.00**	**0.00**	
	Grand Total			**(5,584,128.16)**	**3,559,260.08**	**0.00**	**0.00**	

Back to Top

III. Expenditures

Back to Top

County of Maui
Statement of Appropriations and Expenditures
Operations by Activity
Fiscal Year Ending 6/30/16 - as of 9/30/2015

Activity * Program ** Fund *** Department		Prior Year Encumbrance 6/30/2015	Amended Annual Estimate	Year to Date Expended	Current Encumbrance 09/30/2015	Balance Available	% of Budget Available
County Council							
01000	Council services	263,132	5,473,759	1,074,787	407,518	4,254,591	77.7 %
010	*** COUNCIL SERVICES PROGRAM**	**263,132**	**5,473,759**	**1,074,787**	**407,518**	**4,254,591**	**77.7 %**
01300	COUNTY AUDITOR PROGRAM	239,380	1,150,450	130,233	231,766	1,027,831	89.3 %
013	*** COUNTY AUDITOR PROGRAM**	**239,380**	**1,150,450**	**130,233**	**231,766**	**1,027,831**	**89.3 %**
Fund	**** GENERAL FUND**	**502,512**	**6,624,209**	**1,205,020**	**639,284**	**5,282,422**	**79.7 %**
Dept	***** County Council**	**502,512**	**6,624,209**	**1,205,020**	**639,284**	**5,282,422**	**79.7 %**
County Clerk							
02000	County clerk	45,983	1,644,190	183,428	52,763	1,453,981	88.4 %
020	*** COUNTY CLERK PROGRAM**	**45,983**	**1,644,190**	**183,428**	**52,763**	**1,453,981**	**88.4 %**
Fund	**** GENERAL FUND**	**45,983**	**1,644,190**	**183,428**	**52,763**	**1,453,981**	**88.4 %**
Dept	***** County Clerk**	**45,983**	**1,644,190**	**183,428**	**52,763**	**1,453,981**	**88.4 %**
Office of the Mayor							
03000	Office of mayor administration	3,394	1,470,155	353,698	16,695	1,103,158	75.0 %
030	*** OFFICE OF MAYOR ADMIN PROGRAM**	**3,394**	**1,470,155**	**353,698**	**16,695**	**1,103,158**	**75.0 %**
04000	Economic development	6,273	1,203,498	269,307	159,917	780,551	64.9 %
04001	Molokai economic dev & cultura	71,859	120,000	21,677	56,083	114,099	95.1 %
04009	Agriculture promotion	82,682	150,000	50,466	77,664	104,553	69.7 %
04010	Aquaculture & marine resources	40,000	40,000	36,682	3,318	40,000	100.0 %
04011	Film industry promotions	25,000	125,000	22,009	25,000	102,991	82.4 %
04013	Maui county farm bureau	193,572	319,793	85,630	107,943	319,793	100.0 %
04014	Maui economic development boar	398,842	730,000	170,522	228,320	730,000	100.0 %
04015	Maui visitors bureau	14,250	4,000,000	800,677	3,211,381	2,192	0.1 %
04017	Small business/high tech promo	5,550	190,000	78,591	26,979	89,980	47.4 %
04030	Maui arts & cultural center	31,827	318,270	31,827		318,270	100.0 %

County of Maui
Statement of Appropriations and Expenditures
Operations by Activity
Fiscal Year Ending 6/30/16 - as of 9/30/2015

Activity * Program ** Fund *** Department		Prior Year Encumbrance 6/30/2015	Amended Annual Estimate	Year to Date Expended	Current Encumbrance 09/30/2015	Balance Available	% of Budget Available
04037	Business research library	37,712	72,100	26,730	10,982	72,100	100.0 %
04054	Environmental protection	1,496,634	1,400,000	283,185	1,216,321	1,397,129	99.8 %
04057	East Maui econ dev/cultural	103,436	100,000	6,250	98,436	98,750	98.8 %
04064	Agricultural processing plant	72,380			72,380		-
04066	UH tropical ag/human resources	81,816	100,000	4,779	77,037	100,000	100.0 %
04068	MEO bus dev cp microenterprise	139,090	245,000	77,412	61,678	245,000	100.0 %
04070	Maui nui botanical gardens	157,590	157,590	157,590		157,590	100.0 %
04079	Maui Arts&Cult Capital	400,000	470,000		400,000	470,000	100.0 %
04081	Grnt-Maui comm theater-Iao imp	15,255	53,045	8,653		59,647	112.4 %
04082	Maui soil/water conservation		135,000			135,000	100.0 %
04083	Soil/water conservation-Moloka	23,863	22,000	3,863	20,000	22,000	100.0 %
04092	CULTURAL & ARTS PROGRAM	29,877	70,000	14,687	15,190	70,000	100.0 %
04093	Molokai Livestock Cooperative		10,300			10,300	100.0 %
04094	Academy of Hospitality & Touri	10,000	10,000		10,000	10,000	100.0 %
04106	Ke Ao I Ka Makani Ho'eha'ili	25,000		12,500	12,500		-
04108	KA 'OHANA O KALAUPAPA	100,000		35,483	64,517		-
04112	MCC nursing & dental aast prgr	11,015		8,964		2,051	-
04113	Ka Ipu Kukui fellows leadrshp	16,893	25,750		16,893	25,750	100.0 %
04117	Renewable energy programs	3,316	75,000	2,280	42,316	33,720	45.0 %
04118	Grnts Friends of Maui H School	19,309	82,400		19,309	82,400	100.0 %
04122	4-H UPCOUNTRY FAIR	29,900	35,000	3,660	26,240	35,000	100.0 %
04124	HANA ARTS		20,000			20,000	100.0 %
04125	Maui Eco Dev Brd-Maui HS prg m	52,757	45,000		52,757	45,000	100.0 %
04126	COQUI FROG ERADICATION PRJ		1,200,000			1,200,000	100.0 %
04127	Aha kukui O Molokai for Canoe	51,351			51,351		-
04130	HAI-MAK-PAI ECO DEVT&CULTURAL	79,398	120,000	7,952	71,447	120,000	100.0 %
04135	Ma Ka Hana Ka Ike-OED	90,000	90,000		90,000	90,000	100.0 %
04139	Festivals of aloha		42,436			42,436	100.0 %
04145	Lanai eco dev & cultural prgs	108,463	120,000	30,536	78,463	119,464	99.6 %

Back to Top

County of Maui
Statement of Appropriations and Expenditures
Operations by Activity
Fiscal Year Ending 6/30/16 - as of 9/30/2015

Activity * Program ** Fund *** Department		Prior Year Encumbrance 6/30/2015	Amended Annual Estimate	Year to Date Expended	Current Encumbrance 09/30/2015	Balance Available	% of Budget Available
04148	SISTER CITY PROGRAM	14,958	30,000	11,423	3,535	30,000	100.0 %
04151	Maui Film Festival		25,000	71		24,929	99.7 %
04152	Lahaina Boat Day		25,750			25,750	100.0 %
04404	Economic dev initiatives prg	35,219	185,000	8,956	53,771	157,492	85.1 %
040	*** MAYOR ADMIN ECONOMIC DEV PRGMS**	**4,075,087**	**12,162,932**	**2,272,362**	**6,461,728**	**7,503,937**	**61.7 %**
12300	BUDGET		441,946	69,986		371,960	84.2 %
123	*** BUDGET PROGRAM**	**0**	**441,946**	**69,986**	**0**	**371,960**	**84.2 %**
Fund	**** GENERAL FUND**	**4,078,481**	**14,075,033**	**2,696,046**	**6,478,423**	**8,979,055**	**63.8 %**
Dept	***** Office of the Mayor**	**4,078,481**	**14,075,033**	**2,696,046**	**6,478,423**	**8,979,055**	**63.8 %**
Management							
06000	Management	210,982	1,451,958	364,844	155,196	1,142,900	78.7 %
06011	County Facilities Security Pro		183,000	181,119		1,881	1.0 %
060	*** MANAGEMENT PROGRAM**	**210,982**	**1,634,958**	**545,963**	**155,196**	**1,144,781**	**70.0 %**
06500	Management information systems	3,144,133	9,071,548	1,737,504	2,874,831	7,603,343	83.8 %
065	*** MANAGEMENT INFORMATION SYSTEMS**	**3,144,133**	**9,071,548**	**1,737,504**	**2,874,831**	**7,603,343**	**83.8 %**
06600	Geographic information systems	19,954	464,595	80,750	40,303	363,498	78.2 %
066	*** GEOGRAPHIC INFORMATION SYSTEMS**	**19,954**	**464,595**	**80,750**	**40,303**	**363,498**	**78.2 %**
Fund	**** GENERAL FUND**	**3,375,069**	**11,171,101**	**2,364,217**	**3,070,330**	**9,111,622**	**81.6 %**
Dept	***** Management**	**3,375,069**	**11,171,101**	**2,364,217**	**3,070,330**	**9,111,622**	**81.6 %**
Corporation Counsel							
07000	Legal services	75,825	3,342,021	726,505	83,230	2,608,111	78.0 %
070	*** LEGAL SERVICES PROGRAM**	**75,825**	**3,342,021**	**726,505**	**83,230**	**2,608,111**	**78.0 %**
Fund	**** GENERAL FUND**	**75,825**	**3,342,021**	**726,505**	**83,230**	**2,608,111**	**78.0 %**

County of Maui
Statement of Appropriations and Expenditures
Operations by Activity
Fiscal Year Ending 6/30/16 - as of 9/30/2015

Activity * Program ** Fund *** Department	Prior Year Encumbrance 6/30/2015	Amended Annual Estimate	Year to Date Expended	Current Encumbrance 09/30/2015	Balance Available	% of Budget Available
Dept * Corporation Counsel**	**75,825**	**3,342,021**	**726,505**	**83,230**	**2,608,111**	**78.0 %**
Prosecuting Attorney						
08000 Prosecutors administration	3,592	827,561	221,743	103,422	505,990	61.1 %
080 * PROSECUTORS ADMIN PROGRAM	**3,592**	**827,561**	**221,743**	**103,422**	**505,990**	**61.1 %**
09000 General prosecution	11,426	5,196,810	1,173,063	840	4,034,334	77.6 %
090 * GENERAL PROSECUTION PROGRAM	**11,426**	**5,196,810**	**1,173,063**	**840**	**4,034,334**	**77.6 %**
Fund ** GENERAL FUND	**15,018**	**6,024,371**	**1,394,806**	**104,262**	**4,540,324**	**75.4 %**
Dept * Prosecuting Attorney**	**15,018**	**6,024,371**	**1,394,806**	**104,262**	**4,540,324**	**75.4 %**
Finance						
10000 Finance Administration	38,197	705,032	164,784	30,565	547,879	77.7 %
100 * FINANCE ADMIN PROGRAM	**38,197**	**705,032**	**164,784**	**30,565**	**547,879**	**77.7 %**
11000 Treasury	164,872	985,892	214,831	142,510	793,425	80.5 %
110 * TREASURY PROGRAM	**164,872**	**985,892**	**214,831**	**142,510**	**793,425**	**80.5 %**
12000 Accounts	100,694	1,353,750	335,759	71,157	1,047,528	77.4 %
120 * ACCOUNTS PROGRAM	**100,694**	**1,353,750**	**335,759**	**71,157**	**1,047,528**	**77.4 %**
13000 Purchasing	12,856	451,004	96,702	41,074	326,085	72.3 %
130 * PURCHASING PROGRAM	**12,856**	**451,004**	**96,702**	**41,074**	**326,085**	**72.3 %**
14000 Financial services	1,060,251	6,021,551	1,272,604	1,113,703	4,695,498	78.0 %
14003 CW svc ctr-annual lease costs	62,883	506,800	168,139	399,065	2,479	0.5 %
140 * FINANCIAL SERVICES	**1,123,134**	**6,528,351**	**1,440,743**	**1,512,768**	**4,697,977**	**72.0 %**
17001 Countywide fringe benefits	249,854	69,484,073	14,280,936	541,552	54,911,439	79.0 %
17002 Interfund Fringe Reimbursement		(18,763,428)	(4,207,624)		(14,555,804)	77.6 %
17003 Bond issuance & debt services	81,000	592,839	1,863	81,000	590,976	99.7 %

Back to Top

County of Maui
Statement of Appropriations and Expenditures
Operations by Activity
Fiscal Year Ending 6/30/16 - as of 9/30/2015

Activity * Program ** Fund *** Department		Prior Year Encumbrance 6/30/2015	Amended Annual Estimate	Year to Date Expended	Current Encumbrance 09/30/2015	Balance Available	% of Budget Available
17005	Supplemental transfer golf		3,007,235	751,809		2,255,426	75.0 %
17006	Supplemental transfer solidwst		13,395,241	3,348,810		10,046,431	75.0 %
17009	Insurance & self insurance	489,655	9,000,000	891,239	1,029,864	7,568,555	84.1 %
17012	Open space, natural resources		2,555,842	2,555,842			0.0 %
17013	CW affordable housing fund		5,111,683	5,111,683			0.0 %
17014	Countywide general costs	4,783	1,095,126	307,339	16,960	775,610	70.8 %
17015	Overhead reimbursement		(20,516,841)	(4,942,713)		(15,574,128)	75.9 %
17016	Transfer to Emergency Fund		4,000,000	4,000,000			0.0 %
17019	Post-Employment Obligations Fd		14,930,000	14,930,000			0.0 %
170	*** COUNTY WIDE COSTS PROGRAM**	**825,292**	**83,891,770**	**37,029,184**	**1,669,376**	**46,018,505**	**54.9 %**
Fund	**** GENERAL FUND**	**2,265,045**	**93,915,799**	**39,282,003**	**3,467,450**	**53,431,399**	**56.9 %**
17003	Bond issuance & debt services		39,483,426	8,634,293		30,849,136	78.1 %
170	*** COUNTY WIDE COSTS PROGRAM**	**0**	**39,483,426**	**8,634,293**	**0**	**30,849,136**	**78.1 %**
Fund	**** DEBT SERVICE FUND**	**0**	**39,483,426**	**8,634,293**	**0**	**30,849,136**	**78.1 %**
Dept	***** Finance**	**2,265,045**	**133,399,225**	**47,916,296**	**3,467,450**	**84,280,535**	**63.2 %**
Personnel Services							
18000	Personnel services	60,295	1,487,347	341,396	159,896	1,046,351	70.4 %
180	*** PERSONNEL SERVICES PROGRAM**	**60,295**	**1,487,347**	**341,396**	**159,896**	**1,046,351**	**70.4 %**
Fund	**** GENERAL FUND**	**60,295**	**1,487,347**	**341,396**	**159,896**	**1,046,351**	**70.4 %**
Dept	***** Personnel Services**	**60,295**	**1,487,347**	**341,396**	**159,896**	**1,046,351**	**70.4 %**
Planning							
19000	Planning	171,863	5,034,144	1,175,150	280,679	3,750,179	74.5 %
19005	Development fee impact study	3,095			3,095		-
19006	General plan update	59,963		713	59,250		-
19021	Maui redevelopment agency	18,712	250,000	10,790	42,562	215,360	86.1 %
19035	UH-Maui Sea Grant	7	88,975		7	88,975	100.0 %

County of Maui
Statement of Appropriations and Expenditures
Operations by Activity
Fiscal Year Ending 6/30/16 - as of 9/30/2015

Activity * Program ** Fund *** Department		Prior Year Encumbrance 6/30/2015	Amended Annual Estimate	Year to Date Expended	Current Encumbrance 09/30/2015	Balance Available	% of Budget Available
19039	Development mitigation fee stu	15,280			15,280		-
19042	Small Town Planning	57,496			57,496		-
19063	Cultural resource management		25,000			25,000	100.0 %
19066	Puunene airprt master pln updt	9,123			9,123		-
19067	Envrnmtl assmnts-Planning	4,164			4,164		-
190	*** PLANNING PROGRAM**	**339,703**	**5,398,119**	**1,186,653**	**471,656**	**4,079,514**	**75.6 %**
Fund	**** GENERAL FUND**	**339,703**	**5,398,119**	**1,186,653**	**471,656**	**4,079,514**	**75.6 %**
Dept	***** Planning**	**339,703**	**5,398,119**	**1,186,653**	**471,656**	**4,079,514**	**75.6 %**
Police							
26000	Police administration	114,920	4,814,935	1,288,218	109,489	3,532,151	73.4 %
260	*** POLICE ADMINISTRATION PROGRAM**	**114,920**	**4,814,935**	**1,288,218**	**109,489**	**3,532,151**	**73.4 %**
27000	Investigative service	173,996	10,264,777	2,218,152	188,285	8,032,339	78.3 %
270	*** INVESTIGATIVE SERVICE PROGRAM**	**173,996**	**10,264,777**	**2,218,152**	**188,285**	**8,032,339**	**78.3 %**
28000	Uniformed patrol services	1,315,518	27,877,178	6,754,613	1,293,481	21,144,601	75.8 %
280	*** UNIFORMED PATROL SERVICES PROG**	**1,315,518**	**27,877,178**	**6,754,613**	**1,293,481**	**21,144,601**	**75.8 %**
29000	Technical & support services	847,978	8,665,848	1,896,515	980,709	6,636,610	76.6 %
290	*** TECHNICAL & SUPPORT SVCS PROG**	**847,978**	**8,665,848**	**1,896,515**	**980,709**	**6,636,610**	**76.6 %**
Fund	**** GENERAL FUND**	**2,452,412**	**51,622,738**	**12,157,498**	**2,571,964**	**39,345,701**	**76.2 %**
Dept	***** Police**	**2,452,412**	**51,622,738**	**12,157,498**	**2,571,964**	**39,345,701**	**76.2 %**
Fire and Public Safety							
22000	Fire control admin & maint	337,109	2,605,257	648,178	231,255	2,062,932	79.2 %
220	*** FIRE CONTROL ADMIN/MAINT PROG**	**337,109**	**2,605,257**	**648,178**	**231,255**	**2,062,932**	**79.2 %**
23000	Fire control training	163,868	1,258,598	250,109	99,342	1,073,017	85.3 %

Back to Top

County of Maui
Statement of Appropriations and Expenditures
Operations by Activity
Fiscal Year Ending 6/30/16 - as of 9/30/2015

Activity * Program ** Fund *** Department	Prior Year Encumbrance 6/30/2015	Amended Annual Estimate	Year to Date Expended	Current Encumbrance 09/30/2015	Balance Available	% of Budget Available
230 * FIRE CONTROL TRAINING PROGRAM	**163,868**	**1,258,598**	**250,109**	**99,342**	**1,073,017**	**85.3 %**
24000 Fire rescue operations	361,156	26,543,757	6,959,586	949,964	18,995,370	71.6 %
240 * FIRE RESCUE OPERATIONS PROGRAM	**361,156**	**26,543,757**	**6,959,586**	**949,964**	**18,995,370**	**71.6 %**
25000 Fire prevention	20,126	887,081	147,300	8,559	751,348	84.7 %
250 * FIRE PREVENTION PROGRAM	**20,126**	**887,081**	**147,300**	**8,559**	**751,348**	**84.7 %**
Fund ** GENERAL FUND	**882,259**	**31,294,693**	**8,005,173**	**1,289,120**	**22,882,667**	**73.1 %**
Dept * Fire and Public Safety**	**882,259**	**31,294,693**	**8,005,173**	**1,289,120**	**22,882,667**	**73.1 %**
Civil Defense						
21000 Civil defense	1,149	541,091	114,446	357	427,438	79.0 %
21003 GRNT AMERICAN RED CROSS		25,000			25,000	100.0 %
210 * CIVIL DEFENSE PROGRAM	**1,149**	**566,091**	**114,446**	**357**	**452,438**	**79.9 %**
Fund ** GENERAL FUND	**1,149**	**566,091**	**114,446**	**357**	**452,438**	**79.9 %**
Dept * Civil Defense**	**1,149**	**566,091**	**114,446**	**357**	**452,438**	**79.9 %**
Liquor Control						
20000 Liquor control general	32,551	1,872,625	428,489	132,875	1,343,814	71.8 %
20002 Liquor admin overhead charges		1,052,627	210,053		842,574	80.0 %
200 * LIQUOR CONTROL GENERAL PROG	**32,551**	**2,925,252**	**638,542**	**132,875**	**2,186,388**	**74.7 %**
Fund ** GENERAL FUND	**32,551**	**2,925,252**	**638,542**	**132,875**	**2,186,388**	**74.7 %**
Dept * Liquor Control**	**32,551**	**2,925,252**	**638,542**	**132,875**	**2,186,388**	**74.7 %**
Housing and Human Concerns						
30000 Housing & human concerns admin	9,630	550,319	123,170	97,230	339,549	61.7 %
300 * HSG & HUMAN CONCERNS ADM PROG	**9,630**	**550,319**	**123,170**	**97,230**	**339,549**	**61.7 %**
31000 Housing	16,130	612,091	110,223	69,195	448,803	73.3 %

County of Maui
Statement of Appropriations and Expenditures
Operations by Activity
Fiscal Year Ending 6/30/16 - as of 9/30/2015

Activity * Program ** Fund *** Department		Prior Year Encumbrance 6/30/2015	Amended Annual Estimate	Year to Date Expended	Current Encumbrance 09/30/2015	Balance Available	% of Budget Available
31006	Affordable rental housing prg	77,350	943,500	313,225	124,875	582,750	61.8 %
31007	Hale Mahaolu-Homeownership/hsg	10,827	60,000	10,827		60,000	100.0 %
310	*** HOUSING PROGRAM**	**104,307**	**1,615,591**	**434,275**	**194,070**	**1,091,553**	**67.6 %**
32000	Human concerns - general	94,181	4,796,569	1,009,088	334,412	3,547,252	74.0 %
32001	Hana Youth Center, Inc	14,276	142,758	13,073		143,961	100.8 %
32011	Women helping women	20,085	210,850	20,085		210,850	100.0 %
32012	Early childhood	25,750	103,000	25,750		103,000	100.0 %
32014	Substance abuse	147,397	483,650	75,833	134,913	420,301	86.9 %
32015	E Malama I Na Keiki preschool	24,373	83,821	17,267		90,928	108.5 %
32016	Homelessness programs	80,724	641,000	114,250	66,724	540,750	84.4 %
32017	Maui adult day care center	34,800	348,000	121,800	261,000		0.0 %
32018	MCC cooperative education	2,500	25,000	2,204		25,296	101.2 %
32019	MEO Headstart after school	23,791	237,903	23,791		237,903	100.0 %
32020	MEO headstart summer	168,428	175,000	168,428		175,000	100.0 %
32022	Community partnership grants	106,488	1,110,845	357,495	818,993	40,845	3.7 %
32025	Lanai Youth Center	15,357	153,573	10,046		158,884	103.5 %
32029	Kihei Youth Center	21,795	217,950	21,795		217,950	100.0 %
32034	Youth	9,662	107,108	22,537	83,745	10,488	9.8 %
32036	Maui family support services	63,654	63,654	63,654		63,654	100.0 %
32039	J. Walter Cameron center expsn	125,000			125,000		-
32040	Big brothers & sisters	9,401	94,012	9,401		94,012	100.0 %
32058	Mental health associaiton	2,521	25,207	2,521		25,207	100.0 %
32062	Self sufficiency	25,099	144,200	35,644	19,235	114,420	79.3 %
32064	Hana community association		82,391	20,000	62,391		0.0 %
32070	MEO infant toddler care	8,831	95,000	8,831		95,000	100.0 %
32084	Maui community food bank	34,505	345,000	120,755	258,750		0.0 %
32085	Maui arts & performing academy		15,000			15,000	100.0 %
32088	Hui Malama learning center		274,606			274,606	100.0 %
32090	FAM SPT-TEEN VOICES		42,630			42,630	100.0 %

Back to Top

County of Maui
Statement of Appropriations and Expenditures
Operations by Activity
Fiscal Year Ending 6/30/16 - as of 9/30/2015

Activity * Program	** Fund *** Department	Prior Year Encumbrance 6/30/2015	Amended Annual Estimate	Year to Date Expended	Current Encumbrance 09/30/2015	Balance Available	% of Budget Available
32093	BOY SCOUTS OF AMERICA	250,000			250,000		-
32094	Salvation Army	13,802	138,020	13,802		138,020	100.0 %
32100	Grant for Molokai Youth Ctr	24,525	245,250	24,525		245,250	100.0 %
32102	IMUA FAMILY SERVICES		35,000			35,000	100.0 %
32104	Paia Youth Council, Inc		224,250	112,125	112,125		0.0 %
32106	Boys/Girls Club of Maui, Inc		997,000	481,512	515,488		0.0 %
32109	Maui Farm		235,508	58,877	176,631		0.0 %
32110	YOUTH ALCOHOL EDUC AWARENESS	20,000	100,000	25,000	35,000	60,000	60.0 %
32111	Coalition for Drug Free Lanai	4,201	42,012	4,201		42,012	100.0 %
32116	MEO ENLACE HISPANO PROGRAM	9,555	95,550	33,443		71,662	75.0 %
32117	Lahaina tutoring project	1,100	11,000	1,100		11,000	100.0 %
32119	Volunter ctr projct graduation	4,774	47,741	4,774		47,741	100.0 %
32120	Ohana Makamae	9,071	90,707	7,660		92,118	101.6 %
32130	Lanai women's center		80,204	20,051		60,153	75.0 %
32135	Grnts/Disb-Svcs-Frail/Elderly	104,230	661,739	74,271	434,130	257,567	38.9 %
32136	Kansha preschool	10,609	10,000	10,609		10,000	100.0 %
32142	MEO UNDERAGE DRINKING		50,000			50,000	100.0 %
32146	MEO Planning&Coordinating	8,000	83,000	28,750		62,250	75.0 %
32148	MOLOKAI COM'TY HEALTH CTR	275,000			275,000		-
32149	Grnt-Best Buddies prgrm		84,000			84,000	100.0 %
32150	MEO B.E.S.T. REINTEGRATION		103,000		103,000		0.0 %
32152	HALE MAKUA		200,000			200,000	100.0 %
32156	LANAI YOUTH CTR FACILITY	10,000	100,000		10,000	100,000	100.0 %
32158	Hawaiian Kamalii Inc.		18,672			18,672	100.0 %
32159	MEO youth services	18,672	195,000	18,672		195,000	100.0 %
32162	FEED MY SHEEP		65,000		65,000		0.0 %
32163	Hale mahaolu personal care prg		103,000			103,000	100.0 %
32167	Special Olympics Hawaii grnts	3,713	37,132	3,713		37,132	100.0 %
32169	Arts education/innovative prg	42,436	424,360	42,436		424,360	100.0 %

County of Maui
Statement of Appropriations and Expenditures
Operations by Activity
Fiscal Year Ending 6/30/16 - as of 9/30/2015

Activity * Program ** Fund *** Department		Prior Year Encumbrance 6/30/2015	Amended Annual Estimate	Year to Date Expended	Current Encumbrance 09/30/2015	Balance Available	% of Budget Available
32170	HERITAGE HALL, INC	1,503,052	500,000	312,005	1,691,047		0.0 %
32172	ROMAN CATHOLIC CHURCH SOH		30,000			30,000	100.0 %
32175	KUPUNA CARE SVC		200,000			200,000	100.0 %
320	*** HUMAN CONCERNS PROGRAM**	**3,371,358**	**15,225,872**	**3,541,774**	**5,832,584**	**9,222,874**	**60.6 %**
33000	Animal management	22,535	100,000		22,535	100,000	100.0 %
33003	Animal Sheltering Program	10,300	930,675		10,300	930,675	100.0 %
33006	ANIMAL ENFORCEMENT PROGRAM	5,000	402,482	(1,176)	6,176	402,482	100.0 %
33012	Grant 2 Lanai Animal Rescue	1,000			1,000		-
330	*** ANIMAL MANAGMENT PROGRAM**	**38,835**	**1,433,157**	**(1,176)**	**40,011**	**1,433,157**	**100.0 %**
Fund	**** GENERAL FUND**	**3,524,130**	**18,824,939**	**4,098,043**	**6,163,895**	**12,087,133**	**64.2 %**
Dept	***** Housing and Human Concerns**	**3,524,130**	**18,824,939**	**4,098,043**	**6,163,895**	**12,087,133**	**64.2 %**
Parks and Recreation							
34000	Parks & recreation administrat	46,228	1,399,260	339,081	31,843	1,074,566	76.8 %
34002	MCCC workline	117,000	117,000	96,509	20,491	117,000	100.0 %
34012	Lahaina restoration foundation	98,881	178,828	98,881		178,828	100.0 %
34016	Lahaina Rtrn Capital	675,703	75,000	40,988	634,715	75,000	100.0 %
34018	HAIKU COM'TY ASSOCIATION	75,000			75,000		-
340	*** PARKS & REC ADMIN PROG**	**1,012,812**	**1,770,088**	**575,459**	**762,049**	**1,445,394**	**81.7 %**
35000	Park maintenance	379,446	4,167,396	640,613	586,253	3,319,975	79.7 %
350	*** PARK MAINTENANCE PROGRAM**	**379,446**	**4,167,396**	**640,613**	**586,253**	**3,319,975**	**79.7 %**
36000	Planning & development	10,617	626,592	103,392	8,632	525,185	83.8 %
360	*** PLANNING & DEVELOPMENT PROGRAM**	**10,617**	**626,592**	**103,392**	**8,632**	**525,185**	**83.8 %**
37000	Recreation & support services	894,796	16,109,298	3,827,368	2,021,416	11,155,318	69.2 %
370	*** RECREATION & SUPPORT SVCS PROG**	**894,796**	**16,109,298**	**3,827,368**	**2,021,416**	**11,155,318**	**69.2 %**

Back to Top

County of Maui
Statement of Appropriations and Expenditures
Operations by Activity
Fiscal Year Ending 6/30/16 - as of 9/30/2015

Activity * Program ** Fund *** Department		Prior Year Encumbrance 6/30/2015	Amended Annual Estimate	Year to Date Expended	Current Encumbrance 09/30/2015	Balance Available	% of Budget Available
38000	PALS	159,704	1,977,326	692,071	17,346	1,427,614	72.2 %
380	*** PALS PROGRAM**	**159,704**	**1,977,326**	**692,071**	**17,346**	**1,427,614**	**72.2 %**
40000	Aquatics	227,860	6,093,028	1,483,979	458,740	4,378,173	71.9 %
400	*** AQUATICS PROGRAM**	**227,860**	**6,093,028**	**1,483,979**	**458,740**	**4,378,173**	**71.9 %**
Fund	**** GENERAL FUND**	**2,685,235**	**30,743,728**	**7,322,882**	**3,854,436**	**22,251,659**	**72.4 %**
42000	Waiehu golf course	268,495	1,908,678	428,497	152,835	1,595,842	83.6 %
42002	Waiehu golf ERS & FICA		224,440	50,242		174,198	77.6 %
42003	Waiehu golf health fund		158,701	36,461		122,240	77.0 %
42004	Waiehu golf admin overhead		1,206,510	277,191		929,319	77.0 %
42005	Waiehu golf debt service		239,930	59,983		179,947	75.0 %
42007	Golf contribution to OPEB		122,099	30,525		91,574	75.0 %
420	*** WAIEHU GOLF COURSE PROGRAM**	**268,495**	**3,860,358**	**882,899**	**152,835**	**3,093,120**	**80.1 %**
Fund	**** ENTERPRISE FUND**	**268,495**	**3,860,358**	**882,899**	**152,835**	**3,093,120**	**80.1 %**
Dept	***** Parks and Recreation**	**2,953,730**	**34,604,086**	**8,205,781**	**4,007,271**	**25,344,779**	**73.2 %**
Public Works							
43000	Public works administration	18,793	562,239	128,338	16,229	436,465	77.6 %
430	*** PUBLIC WORKS ADMIN PROGRAM**	**18,793**	**562,239**	**128,338**	**16,229**	**436,465**	**77.6 %**
44000	Engineering	152,910	4,060,465	768,379	198,070	3,246,923	80.0 %
440	*** ENGINEERING PROGRAM**	**152,910**	**4,060,465**	**768,379**	**198,070**	**3,246,923**	**80.0 %**
45000	Special maintenance	134,373	3,069,867	650,676	309,024	2,244,542	73.1 %
450	*** SPECIAL MAINTENANCE PROGRAM**	**134,373**	**3,069,867**	**650,676**	**309,024**	**2,244,542**	**73.1 %**
46000	Development services admin	26,008	2,321,744	524,566	25,630	1,797,555	77.4 %
460	*** DEVELOPMENT SERVICES ADMINSTRN**	**26,008**	**2,321,744**	**524,566**	**25,630**	**1,797,555**	**77.4 %**

County of Maui
Statement of Appropriations and Expenditures
Operations by Activity
Fiscal Year Ending 6/30/16 - as of 9/30/2015

Activity * Program ** Fund *** Department		Prior Year Encumbrance 6/30/2015	Amended Annual Estimate	Year to Date Expended	Current Encumbrance 09/30/2015	Balance Available	% of Budget Available
Fund ** GENERAL FUND		**332,084**	**10,014,315**	**2,071,959**	**548,953**	**7,725,485**	**77.1 %**
50000	Highway administration		523,768	143,943		379,825	72.5 %
50002	Highway ERS & FICA		1,495,565	372,172		1,123,393	75.1 %
50003	Highway health fund		1,057,513	275,475		782,038	74.0 %
50004	Highway debt service		5,008,965	1,252,241		3,756,724	75.0 %
50005	Highway admin overhead		3,865,152	1,009,603		2,855,550	73.9 %
50006	Supplemental trfs bikeway fund		265,680	66,420		199,260	75.0 %
50007	Supplemental trfs general fund		942,988	235,747		707,241	75.0 %
50011	Highways contribution to OPEB		813,611	203,403		610,208	75.0 %
500	*** HIGHWAY ADMINISTRATION PROGRAM**	**0**	**13,973,242**	**3,559,004**	**0**	**10,414,239**	**74.5 %**
51000	Road/bridge/drain maintenance	825,547	10,679,515	2,425,664	1,220,963	7,858,435	73.6 %
510	*** ROAD/BRIDGE/DRAIN MAINT PROG**	**825,547**	**10,679,515**	**2,425,664**	**1,220,963**	**7,858,435**	**73.6 %**
52000	Traffic signs & marking	62,805	1,536,547	220,535	43,501	1,335,318	86.9 %
520	*** TRAFFIC SIGNS/MARKING PROGRAM**	**62,805**	**1,536,547**	**220,535**	**43,501**	**1,335,318**	**86.9 %**
53000	Garage services	63,281	1,290,613	230,340	62,584	1,060,974	82.2 %
530	*** GARAGE SERVICES PROGRAM**	**63,281**	**1,290,613**	**230,340**	**62,584**	**1,060,974**	**82.2 %**
Fund ** SPECIAL REVENUE FUND		**951,633**	**27,479,917**	**6,435,543**	**1,327,048**	**20,668,966**	**75.2 %**
Dept * Public Works**		**1,283,717**	**37,494,232**	**8,507,502**	**1,876,001**	**28,394,451**	**75.7 %**
Transportation							
65000	TRANSPORTATION ADMIN/GEN FUND	31,255	813,661	149,620	102,493	592,804	72.9 %
650	*** TRANSPORTATION**	**31,255**	**813,661**	**149,620**	**102,493**	**592,804**	**72.9 %**
65301	HUMAN SVC TRANS/GEN FUND		6,900,440			6,900,440	100.0 %
65303	MEO VET 1 CALL 1 CLICK	37,974		29,052		8,922	-
653	*** HUMAN SERVICE TRANSPORTN PRG**	**37,974**	**6,900,440**	**29,052**	**0**	**6,909,362**	**100.1 %**

Back to Top

County of Maui
Statement of Appropriations and Expenditures
Operations by Activity
Fiscal Year Ending 6/30/16 - as of 9/30/2015

Activity * Program ** Fund *** Department	Prior Year Encumbrance 6/30/2015	Amended Annual Estimate	Year to Date Expended	Current Encumbrance 09/30/2015	Balance Available	% of Budget Available
65900 AIR AMBULANCE PRG/GEN FUND		672,215			672,215	100.0 %
659 * AIR AMBULANCE PROGRAM	**0**	**672,215**	**0**	**0**	**672,215**	**100.0 %**
Fund ** GENERAL FUND	**69,229**	**8,386,316**	**178,672**	**102,493**	**8,174,381**	**97.5 %**
65001 TRANSPORTATION ADMIN/HWY FUND	440,875	50,000		440,875	50,000	100.0 %
125 * ADMINISTRATION PROGRAM	**440,875**	**50,000**	**0**	**440,875**	**50,000**	**100.0 %**
65034 TRANSPORTATION SHELTER CLEAN'G	18,660		7,618	11,042		-
65039 PUBLIC TRANSIT/HIGHWAY FUND	1,036,303	10,305,500	3,334,605	7,900,126	107,072	1.0 %
655 * PUBLIC TRANSIT PROGRAM	**1,054,963**	**10,305,500**	**3,342,223**	**7,911,168**	**107,072**	**1.0 %**
Fund ** SPECIAL REVENUE FUND	**1,495,838**	**10,355,500**	**3,342,223**	**8,352,043**	**157,072**	**1.5 %**
Dept * Transportation**	**1,565,067**	**18,741,816**	**3,520,895**	**8,454,536**	**8,331,453**	**44.5 %**
Environmental Management						
54000 Environmental mgt administratn	2,697	597,615	144,653	66,278	389,383	65.2 %
54010 Community Work Day	15,550	155,500	54,425	116,625		0.0 %
540 * ENVIRONMENTAL MGT ADMIN PRGRAM	**18,247**	**753,115**	**199,078**	**182,903**	**389,383**	**51.7 %**
Fund ** GENERAL FUND	**18,247**	**753,115**	**199,078**	**182,903**	**389,383**	**51.7 %**
54219 EP & S SOLID WASTE ALTERNATIVE		4,550,414	815,261	2,999,450	735,703	16.2 %
542 * ENV PROTECTION & SUBSTAINABILI	**0**	**4,550,414**	**815,261**	**2,999,450**	**735,703**	**16.2 %**
55000 Wastewater administration	49,726	2,511,510	598,993	328,632	1,633,611	65.0 %
55002 Wastewater ERS & FICA		1,652,486	388,241		1,264,245	76.5 %
55003 Wastewater health fund		1,168,472	281,031		887,441	75.9 %
55004 Wastewater debt service		9,046,991	2,261,748		6,785,243	75.0 %
55005 Wastewater admin overhead		3,734,737	894,367		2,840,370	76.1 %
55008 Wastewater contributn to OPEB		898,979	224,745		674,234	75.0 %
55009 Wastewater reimb-GF-DEM admin		448,816			448,816	100.0 %
55010 CW SEWER CI RESERVE FUND		1,868,567			1,868,567	100.0 %

County of Maui
Statement of Appropriations and Expenditures
Operations by Activity
Fiscal Year Ending 6/30/16 - as of 9/30/2015

Activity * Program ** Fund *** Department	Prior Year Encumbrance 6/30/2015	Amended Annual Estimate	Year to Date Expended	Current Encumbrance 09/30/2015	Balance Available	% of Budget Available
550 * WASTEWATER ADMIN PROGRAM	**49,726**	**21,330,558**	**4,649,125**	**328,632**	**16,402,527**	**76.9 %**
56000 Wastewater reclamation	847,838	21,242,882	5,657,997	996,897	15,435,828	72.7 %
560 * WASTEWATER RECLAMATION PROGRAM	**847,838**	**21,242,882**	**5,657,997**	**996,897**	**15,435,828**	**72.7 %**
60000 Solid waste administration	29,855	1,174,882	289,585	159,955	755,197	64.3 %
60002 Solid waste ERS & FICA		1,383,743	299,548		1,084,195	78.4 %
60003 Solid waste health fund		978,443	217,449		760,994	77.8 %
60004 Solid waste debt service		4,510,566	1,127,642		3,382,925	75.0 %
60005 Solid waste admin overhead		4,656,921	1,021,002		3,635,919	78.1 %
60007 Solidwaste contributn to OPEB		752,778	188,195		564,584	75.0 %
60008 Solidwaste reimb-GF-DEM admin		344,026			344,026	100.0 %
600 * SOLID WASTE ADMINISTRATION	**29,855**	**13,801,359**	**3,143,421**	**159,955**	**10,527,840**	**76.3 %**
60200 Solidwaste operations	3,402,234	11,658,883	2,985,251	3,015,610	9,060,258	77.7 %
602 * SOLIDWASTE OPERATIONS	**3,402,234**	**11,658,883**	**2,985,251**	**3,015,610**	**9,060,258**	**77.7 %**
64000 Abandoned vehicle scrap metal	50,769		33,283	17,486		-
640 * ABANDONED VEH/SCRAP METAL PRGR	**50,769**	**0**	**33,283**	**17,486**	**0**	**- -**
Fund ** SPECIAL REVENUE FUND	**4,380,422**	**72,584,096**	**17,284,338**	**7,518,030**	**52,162,156**	**71.9 %**
Dept * Environmental Management**	**4,398,669**	**73,337,211**	**17,483,416**	**7,700,933**	**52,551,539**	**71.7 %**
Water Supply						
70001 Water Administration	416,715	7,503,616	1,493,955	357,288	6,069,094	80.9 %
70004 Leeward Haleakala Forest Restn	135,623	220,000		94,503	261,120	118.7 %
70006 West Maui Partnershp-UH watrsd	246,492	287,500		169,281	364,711	126.9 %
70007 East Molokai Watershed Partner	173,786	250,000		357,236	66,550	26.6 %
70009 Miconia Containment & Removal	168,000	263,000		75,992	355,007	135.0 %
70010 East Maui Watershed Protection	340,988	480,000	(24)	413,776	407,236	84.8 %
70030 CW WATERSHED PROTECTION	146,975	150,000	15,996	130,979	150,000	100.0 %

Back to Top

County of Maui
Statement of Appropriations and Expenditures
Operations by Activity
Fiscal Year Ending 6/30/16 - as of 9/30/2015

Activity * Program ** Fund *** Department		Prior Year Encumbrance 6/30/2015	Amended Annual Estimate	Year to Date Expended	Current Encumbrance 09/30/2015	Balance Available	% of Budget Available
70031	Puu Kukui Watershed Preserve	165,472	250,000		165,472	250,000	100.0 %
70032	HONOKOWAI/WAHIKULI WATERSHED		75,000		75,000		0.0 %
70033	UPCOUNTRY WATER EXP CI RESERVE		5,000,000			5,000,000	100.0 %
700	*** WATER ADMINISTRATION PROGRAM**	**1,794,051**	**14,479,116**	**1,509,927**	**1,839,527**	**12,923,718**	**89.3 %**
70701	Water Debt Service Expenses		5,761,368	1,357,128		4,404,240	76.4 %
70702	Water Insurance Expenses		475,000			475,000	100.0 %
70703	Water Overhead Charges		6,000,894	1,500,224		4,500,671	75.0 %
70704	Water Employee Fringe Benefits		6,315,014	1,286,810		5,028,204	79.6 %
70705	Water Refund for Mainline Exp		500,000			500,000	100.0 %
70707	Water Department Wide Expense		1,741,584	397,742		1,343,842	77.2 %
707	*** WATER DEPARTMENT WIDE EXPENSES**	**0**	**20,793,860**	**4,541,904**	**0**	**16,251,957**	**78.2 %**
70901	Water Field Operations	996,378	31,859,591	5,675,187	986,620	26,194,170	82.2 %
709	*** WATER OPERATIONS PROGRAM**	**996,378**	**31,859,591**	**5,675,187**	**986,620**	**26,194,170**	**82.2 %**
Fund	**** UTILITY ENTERPRISE FUND**	**2,790,429**	**67,132,567**	**11,727,018**	**2,826,147**	**55,369,845**	**82.5 %**
Dept	***** Water Supply**	**2,790,429**	**67,132,567**	**11,727,018**	**2,826,147**	**55,369,845**	**82.5 %**
COUNTY AUDITOR							
	Grand Total	**30,642,044**	**519,709,241**	**132,472,681**	**49,550,393**	**368,328,309**	**70.9 %**

Back to Top

III. Expenditures

Back to Top

County of Maui
Statement of Appropriations and Expenditures
Grant Programs
Fiscal Year Ending 6/30/2016 - as of 9/30/2015

Index * Program ** Fund *** Department	Prior Year Encumbrance / Carryover	Amended Budget / Lapses	Year to Date Expended	Current Encumbrance 09/30/2015	Balance Available	% of Budget Available
Office of the Mayor						
196037 STORMS 12/4-7/07 FEMA#1743DRHI	32,616				32,616	100.0 %
030 * OFFICE OF MAYOR ADMIN PROGRAM	**32,616**	**0**	**0**	**0**	**32,616**	**100.0 %**
106186 ENERGY EFFNCY/CONSVTN BLCK GRT	34,892				34,892	100.0 %
106197 WRKFRCE INVST PY09-DSLCTD WRKR	12,390				12,390	100.0 %
116215 ARRA09 ST ENERGY SCTR TRNG GRT	3,222				3,222	100.0 %
126059 FOOD AND ENERGY SECURITY PROJE	71,811				71,811	100.0 %
126198 MOLOKAI YOUTH OPPORTUNITY-DOL	275,608				275,608	100.0 %
126200 WRKFRCE INVST ACT PY11-ADULT	12,854				12,854	100.0 %
126201 WRKFRCE INVST ACT PY11-ADMIN	6,162				6,162	100.0 %
136187 HAWAII ST COMM/STATUS WOMEN	649				649	100.0 %
136192 WRKFORCE INVSTMNT ACT(WIA)PY02	427,378				427,378	100.0 %
136199 WIA YOUTH PROGRAM - PY2012	951				951	100.0 %
136200 WIA ADULT PROGRAM - PY2012	1,665				1,665	100.0 %
136201 WIA ADMINISTRATIVE PY2012	7,912			141	7,771	98.2 %
136202 WIA DISLOCATED WORKER PY2012	4,939				4,939	100.0 %
146301 WKFORCE INVESTMENT ACT ADMIN	6,462		3,054		3,408	52.7 %
146302 WKFORCE INVESTMENT ACT DWP	13,314		3,180	6,708	3,426	25.7 %
146303 WKFORCE INVESTMENT ACT ADULT	13,916			12,268	1,648	11.8 %
146304 WKFORCE INVESTMENT ACT YOUTH	11,435		10,635		800	7.0 %
146305 HTA PRODUCT ENRICHMENT CY14	13				13	100.0 %
156187 HAWAII ST COMM/STATUS WOMEN	2,022		1,791		231	11.4 %
156301 WKFORCE INVEST'T ACT ADMIN	37,719		14,236		23,483	62.3 %
156302 WKFORCE INVESTMENT ACT DWP	50,967		25,042	93,292	(67,367)	(132.2)%
156305 WKFORCE INVESTM'T ACT ADULT	108,083		31,005	141,064	(63,986)	(59.2)%
156306 WKFORCE INVESTMENT ACT YOUTH	123,853		51,365	52,821	19,667	15.9 %
156308 HTA PRODUCT ENRICHMENT CY14	297,991		80,665	139,600	77,726	26.1 %
166785 HAWAII ST COMM/STATUS WOMEN		4,000			4,000	100.0 %
166810 WKFORCE INNOVATN OPPORTUNITY		206,479			206,479	100.0 %
196205 HAZARD MITIGATN KULA AG PARK	3,365				3,365	100.0 %
032 * MAYORS OFFICE STATE GRANTS	**1,529,573**	**210,479**	**220,973**	**445,894**	**1,073,185**	**61.7 %**

County of Maui
Statement of Appropriations and Expenditures
Grant Programs
Fiscal Year Ending 6/30/2016 - as of 9/30/2015

Index * Program ** Fund *** Department		Prior Year Encumbrance / Carryover	Amended Budget / Lapses	Year to Date Expended	Current Encumbrance 09/30/2015	Balance Available	% of Budget Available
146198	MOLOKAI YOUTH OPPRTUNITY 04DOL	12,364				12,364	100.0 %
156198	MOLOKAI YOUTH OPPRTUNITY 05DOL	630				630	100.0 %
033	*** MAYORS SH/FEDERAL FUNDS**	**12,994**	**0**	**0**	**0**	**12,994**	**100.0 %**
106032	ARRA09 EASTER SEALS HI FAC REH	103,595				103,595	100.0 %
116005	HANA POLICE STATION REHABLTN	467				467	100.0 %
116030	CDBG PROGRAM ADMIN FY2011	21,405	(21,405)				-
116032	THE MAUI FARM REHABILITATION		21,405	21,405			0.0 %
126003	KA HALE A KE OLA REHABTN/IMPRV	5,222	(5,222)				-
126006	THE MAUI FARM REHABILITATION		5,222		5,222		0.0 %
126010	LCHC INFRASTRUCTURE 13-4	738			738		0.0 %
126035	MOLOKAI TANKER- REPRG	25,320			25,320		0.0 %
136005	LCHC INFRASTRUCTURE 13-4	370,818			370,818		0.0 %
136103	LANAI COMM LAND ACQUISITION	40,966	(40,966)				-
136105	MAUI FOOD BANK REHAB		8,966			8,966	100.0 %
136106	THE MAUI FARM REHABILITATION		32,000	15,733	16,267		0.0 %
146340	LANAI BRUSH TRUCK	500	(500)				-
146341	MOLOKAI LANDFILL DUMP TRUCK	16,794				16,794	100.0 %
146342	HANA LANDFILL WATER TRUCK	41,966	(40,534)			1,432	100.0 %
146343	WOMEN HELPING WOMEN DOM VIOLEN	80,169		6,905	73,265		0.0 %
146344	NA PU`UWAI ADULT DAY CARE EXP	300,000	(190,000)			110,000	100.0 %
146345	LANAI COMM HEALTH CTR INFRAS	313,872		313,595	277		0.0 %
146346	CDBG PROGRAM ADMIN FY2014	23,436		23,432		4	0.0 %
146347	KHAKO RENEWAL PRJ PH-1		190,000			190,000	100.0 %
146348	MAUI FOOD BANK REHAB		41,034			41,034	100.0 %
156303	THE MAUI FARM REHABILITATION	125,725		125,725			0.0 %
156304	MAUI FOOD BANK REHAB	400,085		327,140	72,945		0.0 %
156340	LANAI ER INCIDENT RESP VEHICLE	39,300				39,300	100.0 %
156341	MOLOKAI TANKER	675,000			675,000		0.0 %
156346	CDBG PROGRAM ADMIN FY15	19,737		16,202	41	3,493	17.7 %
166811	HO'OLEHUA PUMPER		900,000			900,000	100.0 %
166813	LCHC NEW FACILITY		499,226			499,226	100.0 %

Back to Top

County of Maui
Statement of Appropriations and Expenditures
Grant Programs
Fiscal Year Ending 6/30/2016 - as of 9/30/2015

Index * Program ** Fund *** Department	Prior Year Encumbrance / Carryover	Amended Budget / Lapses	Year to Date Expended	Current Encumbrance 09/30/2015	Balance Available	% of Budget Available
166815 CDBG PROGRAM ADMIN FY16		312,365	15,693		296,672	95.0 %
176062 HOUSING REHAB LOAN PROJECT INC	13,093				13,093	100.0 %
196010 MOLOKAI TANKER - REPRG	8,180			8,180		0.0 %
035 * HUD - CDBG GRANTS	**2,626,388**	**1,711,591**	**865,830**	**1,248,073**	**2,224,076**	**51.3 %**
Fund ** SPECIAL REVENUE FUND	**4,201,571**	**1,922,070**	**1,086,803**	**1,693,967**	**3,342,871**	**54.6 %**
Dept * Office of the Mayor**	**4,201,571**	**1,922,070**	**1,086,803**	**1,693,967**	**3,342,871**	**54.6 %**
Management						
106055 ENERGY EMERGENCY PLANNING	4,575				4,575	100.0 %
060 * MANAGEMENT PROGRAM	**4,575**	**0**	**0**	**0**	**4,575**	**100.0 %**
136801 DELL ONLINE SELF-DISPATCH PRG	12,000				12,000	100.0 %
065 * MANAGEMENT INFORMATION SYSTEMS	**12,000**	**0**	**0**	**0**	**12,000**	**100.0 %**
Fund ** SPECIAL REVENUE FUND	**16,575**	**0**	**0**	**0**	**16,575**	**100.0 %**
Dept * Management**	**16,575**	**0**	**0**	**0**	**16,575**	**100.0 %**
Prosecuting Attorney						
196071 VICTIM WITNESS BOOKS	7,280				7,280	100.0 %
080 * PROSECUTORS ADMIN PROGRAM	**7,280**	**0**	**0**	**0**	**7,280**	**100.0 %**
126462 PROS ATTY ASSET FORFTRES ST12	3,508				3,508	100.0 %
146602 VICTIM/WITNESS ASSISTANCE PRG	697				697	100.0 %
156602 VICTIM/WITNESS ASSISTANCE PRG	24,516				24,516	100.0 %
156603 CAREER CRIMINAL PROGRAM	7,218				7,218	100.0 %
156625 JUSTICE REINVEST INITIATIVE	12,905		(118)		13,023	100.9 %
166871 VICTIM/WITNESS ASSISTANCE PRG		64,864	11,394		53,470	82.4 %
166872 CAREER CRIMINAL PROGRAM		144,736	27,503		117,233	81.0 %
081 * PROSECTORS STATE GRANTS	**48,844**	**209,600**	**38,779**	**0**	**219,665**	**85.0 %**
126174 DEFENDANT/WITNESS TRIAL PRG12	71,867				71,867	100.0 %
136174 DEFENDANT/WITNESS TRIAL PRG	88,880				88,880	100.0 %
146601 DEFENDANT/WITNESS TRIAL PRG	37,862				37,862	100.0 %
146607 CRIMINAL JUSTICE INFO SYSTEM	24,738		15,210		9,528	38.5 %

County of Maui
Statement of Appropriations and Expenditures
Grant Programs
Fiscal Year Ending 6/30/2016 - as of 9/30/2015

Index * Program ** Fund *** Department		Prior Year Encumbrance / Carryover	Amended Budget / Lapses	Year to Date Expended	Current Encumbrance 09/30/2015	Balance Available	% of Budget Available
146623	PROSECUTORS HWY SFTY TRAIN'G	3,863				3,863	100.0 %
156601	DEFENDANT/WITNESS TRIAL PRG	104,371		1,703		102,668	98.4 %
156608	E BYRNE MEMORIAL JAG FY15	67,060		9,572		57,488	85.7 %
156609	SPCL NEEDS ADVOCACY PRG	13,956		15,006		(1,050)	(7.5)%
156610	ASSET FORFEITURES PROGRAM	37,363		627		36,736	98.3 %
156611	MAUI PROSECUTORS TRAFFIC REC	4,237				4,237	100.0 %
156620	E BYRNE/PROS OF DRUG CRIMES	140,075		26,250		113,825	81.3 %
156622	DOMESTIC VIOLENCE INVESTIGATIO	11,870		11,593		277	2.3 %
156623	HIGHWAY SAFETY GRANT	7,119		5,967		1,152	16.2 %
166835	SPCL NEEDS ADVOCACY PRG		388,175	40,185	517	347,473	89.5 %
166836	ASSET FORFEITURES PROGRAM		100,000	6,192		93,808	93.8 %
166873	DEFENDANT/WITNESS TRIAL PRG		170,000	16,214		153,786	90.5 %
166874	PROSECUTORS TRAINING PRG		50,000			50,000	100.0 %
166875	HIGHWAY SAFETY/IMPAIRED DRVG		14,642			14,642	100.0 %
166876	HIGHWAY SAFETY/TRAFFIC RECORDS		8,325	1,450		6,875	82.6 %
082	*** PROSECUTORS SH/FEDERAL GRANTS**	**613,261**	**731,142**	**149,969**	**517**	**1,193,917**	**88.8 %**
Fund	**** SPECIAL REVENUE FUND**	**669,385**	**940,742**	**188,748**	**517**	**1,420,862**	**88.2 %**
Dept	***** Prosecuting Attorney**	**669,385**	**940,742**	**188,748**	**517**	**1,420,862**	**88.2 %**
Finance							
166725	COMML DRIVER'S LICENSE FY16		508,540	119,020		389,520	76.6 %
166726	PERIODIC MTR VEH INSPTN FY16		465,379	112,014		353,365	75.9 %
166727	STATE IDENTIFICATION PROGRAM		201,024	54,745		146,279	72.8 %
166728	STATE MOTOR VEH REGISTRATION		331,187	74,104		257,083	77.6 %
150	*** MOTOR VEHICLE/LICENSE PROGRAM**	**0**	**1,506,130**	**359,883**	**0**	**1,146,247**	**76.1 %**
Fund	**** SPECIAL REVENUE FUND**	**0**	**1,506,130**	**359,883**	**0**	**1,146,247**	**76.1 %**
Dept	***** Finance**	**0**	**1,506,130**	**359,883**	**0**	**1,146,247**	**76.1 %**
Planning							
106205	EDA ECONOMIC ADJUSTMNT ASSTNCE	1,200,000				1,200,000	100.0 %
146905	UH SEA GRANT COLLEGE PROGRAM	2,356		2,357		(1)	(0)%

Back to Top

County of Maui
Statement of Appropriations and Expenditures
Grant Programs
Fiscal Year Ending 6/30/2016 - as of 9/30/2015

Index * Program ** Fund *** Department	Prior Year Encumbrance / Carryover	Amended Budget / Lapses	Year to Date Expended	Current Encumbrance 09/30/2015	Balance Available	% of Budget Available
190 * PLANNING PROGRAM	**1,202,356**	**0**	**2,357**	**0**	**1,199,999**	**99.8 %**
136258 COASTAL ZONE MANAGEMENT PRG	25,436				25,436	100.0 %
156800 COASTAL ZONE MANAGEMENT FY15	165,187		8,123		157,064	95.1 %
156802 CERTIFIED LOCAL GOVT PRG	22,500				22,500	100.0 %
166801 COASTAL ZONE MANAGEMENT FY16		348,465	42,590		305,875	87.8 %
195 * PLANNING -STATE GRANTS	**213,123**	**348,465**	**50,713**	**0**	**510,875**	**91.0 %**
Fund ** SPECIAL REVENUE FUND	**1,415,479**	**348,465**	**53,070**	**0**	**1,710,874**	**97.0 %**
Dept * Planning**	**1,415,479**	**348,465**	**53,070**	**0**	**1,710,874**	**97.0 %**
Police						
126365 FED EQT/SHARING FORFEITURE POL	864				864	100.0 %
136365 FED EQT/SHARING FORFEITURE POL	135				135	100.0 %
196365 FED.JUSTICE POLICE FORFEITURES	23,835		3,450		20,385	85.5 %
262 * POLICE FORFEITURES	**24,834**	**0**	**3,450**	**0**	**21,384**	**86.1 %**
116500 COPS TECHNOLOGY GRANT USDJUSTC	463				463	100.0 %
126501 COPS IN SCHOOL AWARD	38,462				38,462	100.0 %
126550 MARIJUANA ERADICATION DEA 2002	1,035				1,035	100.0 %
136303 HIGH INTENSITY DRUG TRAFFICKIN	9,122				9,122	100.0 %
136910 HI INTRAGENCY MOBLE POLICE 02	2,507				2,507	100.0 %
146051 DOMESTIC CANNABIS DEA	33,348				33,348	100.0 %
146550 MARIJUANA ERADCTN DEA 2003-51	6,254				6,254	100.0 %
146553 DOMESTIC CANNABIS DEA 2004-53	13,772				13,772	100.0 %
156051 DOMESTIC CANNABIS DEA	88,362		60,072	11,835	16,455	18.6 %
156054 HIGH INTENSITY DRUG TRAFFICKIN	64,904	66,187	21,044	4,666	105,381	80.4 %
156522 G.R.E.A.T. ATF 2004-JV-FX-0133	110				110	100.0 %
156553 DOMESTIC CANNABIS DEA 2005-60	3,883				3,883	100.0 %
156910 HI INTERAGNCY MOBILE POLICE03	4,279				4,279	100.0 %
166844 HIGH INTENSITY DRUG TRAFFICKIN		118,000			118,000	100.0 %
263 * POLICE FEDERAL GRANTS	**266,501**	**184,187**	**81,116**	**16,501**	**353,071**	**78.3 %**
116908 TRAINING GRNTS-SOH VAR FY2011	9,450				9,450	100.0 %

County of Maui
Statement of Appropriations and Expenditures
Grant Programs
Fiscal Year Ending 6/30/2016 - as of 9/30/2015

Index * Program ** Fund *** Department		Prior Year Encumbrance / Carryover	Amended Budget / Lapses	Year to Date Expended	Current Encumbrance 09/30/2015	Balance Available	% of Budget Available
126340	PROHIBITING ALCOHOL SALES TO M	4,315				4,315	100.0 %
126399	911 EMERGENCY MEDICAL FY02	1,200				1,200	100.0 %
126908	TRAINING GRANTS-SOH VARIOUS	251,232				251,232	100.0 %
136301	STATE E911 WIRELESS COMMISSIO	120,537		1,233	107,002	12,301	10.2 %
136330	DOH-ADAD TOBACCO SALES-MINORS	1,016				1,016	100.0 %
136537	DOH PROHIBITING TOBACCO SALES	1,535				1,535	100.0 %
136902	TRAINING GRANTS FY2013	72,776				72,776	100.0 %
146026	TRAINING GRANTS FY2014	72,125				72,125	100.0 %
146030	STATE E911 WIRELESS COMMISSION	507,432				507,432	100.0 %
146031	911 EMERGENCY MEDICAL SVC	70,744				70,744	100.0 %
156024	TRAINING GRANTS FY2015	87,815		(1,544)		89,359	101.8 %
156030	STATE E911 WIRELESS COMMISSION	174,666		5,572		169,094	96.8 %
156031	911 EMERGENCY MEDICAL SVC	50,763		15,085		35,678	70.3 %
156035	PROHIBIT TOBACCO SALES TO M	8,000				8,000	100.0 %
156046	KALO PROGRAM	126				126	100.0 %
166830	STATE E911 WIRELESS COMMISSION		1,401,000	333,482	155,673	911,845	65.1 %
166831	TRAINING GRANTS FY2016		100,000	141		99,859	99.9 %
166832	911 EMS DISPATCH COMMUNICATION		376,866	78,277		298,589	79.2 %
166834	KALO PROGRAM		89,000	688	579	87,733	98.6 %
264	*** POLICE STATE GRANTS**	**1,433,732**	**1,966,866**	**432,934**	**263,254**	**2,704,409**	**79.5 %**
116355	MAUI CHILD PASSENGER SAFTEY	541				541	100.0 %
116363	COPS HIRING PROGRAM	42,999				42,999	100.0 %
116904	SAFE & DRUG FREE SCHLS #2 DHS	252				252	100.0 %
126333	JUV ACT/INC BG DHS-2-OYS-1160A	7,483				7,483	100.0 %
126335	JUV ACT/INC BG DHS-2-OYS-1160B	580				580	100.0 %
126344	MAUI SAFECOMM SPEED SC02-06(03	1,177				1,177	100.0 %
136302	VAWA/DOMESTIC VIOLENCE OUTREAC	24,574				24,574	100.0 %
136333	JUV ACT/INCNTV B/G PROJ#P.O.I.	6,678				6,678	100.0 %
136335	J/ACT/INCNTV/BG PROJ#COMP STRA	2,227				2,227	100.0 %
136344	MAUI SAFE COMM SPEED	3,526				3,526	100.0 %
136356	MPD SEATBELT PRGRM-OPO3-05(01M	32,203				32,203	100.0 %

Back to Top

County of Maui
Statement of Appropriations and Expenditures
Grant Programs
Fiscal Year Ending 6/30/2016 - as of 9/30/2015

Index * Program ** Fund *** Department		Prior Year Encumbrance / Carryover	Amended Budget / Lapses	Year to Date Expended	Current Encumbrance 09/30/2015	Balance Available	% of Budget Available
136900	PUBLIC HSG DRUG ELIMTN RSS0301	6,364				6,364	100.0 %
146034	DISTRACTED DRIVING ENFORCEMENT	17,744				17,744	100.0 %
146037	FFY14 MPD SEAT BELT PROGRAM	59,432				59,432	100.0 %
146039	FFY14 MPD TRAFFIC DATA RECORDS	29,352				29,352	100.0 %
146042	MPD CHILD RESTRAINT PROJECT	43,998				43,998	100.0 %
146044	MPD ROADBLOCK PROGRAM	68,975				68,975	100.0 %
146045	VIOLENCE AGAINST WOMEN ACT	21,747		7,146		14,601	67.1 %
146046	JUVENILE ACCT INCENTIVE BLCK	286				286	100.0 %
146047	SW MARIJUANA ERADICATION	42,070		882	4,592	36,596	87.0 %
146053	E BYRNE/EPIC AWARENESS	90,341		9,976	40,274	40,092	44.4 %
156033	MPD TRAFFIC SERVICES	15,842		3,867		11,975	75.6 %
156037	FFY15 MPD SEAT BELT PROGRAM	91,082				91,082	100.0 %
156038	FFY15 SPEED ENFORCEMENT	92,092				92,092	100.0 %
156039	FFY15 MPD TRAFFIC DATA RECORDS	77,170		1,533		75,637	98.0 %
156040	DISTRACTED DRIVING ENFORCEMENT	48,961				48,961	100.0 %
156044	MPD ROADBLOCK PROGRAM	132,270		12,797		119,473	90.3 %
156053	HAWAII NARCOTICS TASK FORCE	14,120		11,621	2,499		0.0 %
156056	MPD CHILD RESTRAINT PROJ	61,163		5,684	1,473	54,006	88.3 %
156058	JUVENILE ACCT INCENTIVE BLCK	56,971		8,945	361	47,665	83.7 %
156333	JUV/ACT/BG POI DHS-05-OYS-2153	4,956				4,956	100.0 %
166508	SW MARIJUANA ERADCTN TASK FRCE	23,893				23,893	100.0 %
166509	POLICE AGAINST STREET SALES06	423				423	100.0 %
166833	DOMESTIC VIOLENCE:STRANGULATIO		51,289		10,312	40,977	79.9 %
166837	MPD TRAFFIC SERVICES		46,200			46,200	100.0 %
166838	MPD TRAFFIC DATA RECORDS		215,042			215,042	100.0 %
166839	MPD SPEED ENFORCEMENT		120,732			120,732	100.0 %
166840	MPD ROADBLOCK PROGRAM		233,472			233,472	100.0 %
166841	DISTRACTED DRIVING ENFORCEMENT		50,065			50,065	100.0 %
166842	HAWAII NARCOTICS TASK FORCE		22,848			22,848	100.0 %
166843	MPD SEAT BELT PROGRAM		119,588			119,588	100.0 %
166845	MPD CHILD RESTRAINT PRG		72,100			72,100	100.0 %

County of Maui
Statement of Appropriations and Expenditures
Grant Programs
Fiscal Year Ending 6/30/2016 - as of 9/30/2015

Index * Program ** Fund *** Department	Prior Year Encumbrance / Carryover	Amended Budget / Lapses	Year to Date Expended	Current Encumbrance 09/30/2015	Balance Available	% of Budget Available
176360 SW JUVENILE JUSTICE INFM/SYSTM	15,964				15,964	100.0 %
186436 DOMESTIC VIOLNC VCTMLSS 02WF17	20,359				20,359	100.0 %
265 * POLICE STATE/FEDERAL GRANTS	**1,157,815**	**931,336**	**62,451**	**59,511**	**1,967,190**	**94.2 %**
Fund ** SPECIAL REVENUE FUND	**2,882,882**	**3,082,389**	**579,951**	**339,266**	**5,046,054**	**84.6 %**
Dept * Police**	**2,882,882**	**3,082,389**	**579,951**	**339,266**	**5,046,054**	**84.6 %**
Fire and Public Safety						
106033 VOLUNTEER FIRE ASSTNCE DLNR10	180				180	100.0 %
106047 EMS (FIRE)TRAINING (PVT)IAAI	1,276				1,276	100.0 %
106049 FIRE/LEPC (DOH) HMEP	21,705		4,006		17,699	81.5 %
116033 VOLUNTEER FIRE ASSTNCE DLNR11	1,432				1,432	100.0 %
116046 MFD EQUIPMENT PURCHASE EMO1-04	163				163	100.0 %
116047 PRIVATE DONATIONS-FIRE DEPT	20,200				20,200	100.0 %
116090 HAZARDOUS MATRLS(HMEP) GRNT11	147,618				147,618	100.0 %
126090 HMEP HAZARDOUS MATERIALS EM	24,999				24,999	100.0 %
146049 WELLNESS/FITNESS FIRE ACT GRNT	1,000				1,000	100.0 %
146104 NHTSA MFD PNEUMATIC STRUTS	153				153	100.0 %
156055 FIRE SAFETY HSE-EMW2003FP01732	3,452				3,452	100.0 %
156103 VOL FIRE ASSISTANCE GRANT FY15	18,750		18,750			0.0 %
166057 FIRE INOPERABLITY GRT FE15141	96				96	100.0 %
166731 VOL FIRE ASSISTANCE GRANT FY16		10,000			10,000	100.0 %
186033 USDA RURAL 1ST RESPNDR LANAI	9,083				9,083	100.0 %
186034 USDA RURAL 1ST RESPNDR MOLOKAI	3,548				3,548	100.0 %
196051 FIREFIGHTERS CHARTABLE FNDATN	550				550	100.0 %
196055 FEMA FIRE TRAINING FUNDS	13,166		2,062		11,104	84.3 %
220 * FIRE CONTROL ADMIN/MAINT PROG	**267,371**	**10,000**	**24,818**	**0**	**252,553**	**91.1 %**
126057 FEMA-1967-DR-HI-TSUNAMI MFD	16,631				16,631	100.0 %
240 * FIRE RESCUE OPERATIONS PROGRAM	**16,631**	**0**	**0**	**0**	**16,631**	**100.0 %**
Fund ** SPECIAL REVENUE FUND	**284,002**	**10,000**	**24,818**	**0**	**269,184**	**91.6 %**
Dept * Fire and Public Safety**	**284,002**	**10,000**	**24,818**	**0**	**269,184**	**91.6 %**

Back to Top

County of Maui
Statement of Appropriations and Expenditures
Grant Programs
Fiscal Year Ending 6/30/2016 - as of 9/30/2015

Index * Program ** Fund *** Department		Prior Year Encumbrance / Carryover	Amended Budget / Lapses	Year to Date Expended	Current Encumbrance 09/30/2015	Balance Available	% of Budget Available
Civil Defense							
106056	INTROPRBL EMERGNCY COMM GRNT	19,163				19,163	100.0 %
116053	FFY10 ST HOMELAND SECURITY PRG	17,808				17,808	100.0 %
126051	FFY11 STATEWIDE OUTREACH/CCP	9,788				9,788	100.0 %
126053	FFY11 ST HOMELAND SECURITY PRG	11,280				11,280	100.0 %
126054	DISASTER PREPAREDNESS TRAIN-TH	19,957				19,957	100.0 %
136052	FFY12 COM'TY OUTREACH / CCP	7,485				7,485	100.0 %
136053	FFY12 ST HOMELAND SECURITY GRT	2,524				2,524	100.0 %
136056	INTEROPERABLE ER COMMUNICATION	19,000				19,000	100.0 %
136057	INOPERABLE ER COMMUNICATIONS	3,459				3,459	100.0 %
136058	EMERGENCY MGT PERFORMANCE GRT	85,000				85,000	100.0 %
146200	EMERGENCY MGT PERFORMANCE GRT	69,672				69,672	100.0 %
146201	FFY13 ST HOMELAND SECURITY	186,579		197,215		(10,636)	(5.7)%
146202	FFY13 SHSG COM'TY&CITIZEN PREP	13,813				13,813	100.0 %
156201	ST HOMELAND SECURITY	520,200				520,200	100.0 %
156203	CITIZENS CORPS PRG	25,552		181		25,371	99.3 %
156205	EMERGENCY MGT PERFORMANCE GRT	86,500		27,750	33,750	25,000	28.9 %
166701	EMERGENCY MGT PERFORMANCE GRT		100,000			100,000	100.0 %
166702	ST HOMELAND SECURITY		744,000			744,000	100.0 %
210	*** CIVIL DEFENSE PROGRAM**	**1,097,780**	**844,000**	**225,146**	**33,750**	**1,682,884**	**86.7 %**
Fund	**** SPECIAL REVENUE FUND**	**1,097,780**	**844,000**	**225,146**	**33,750**	**1,682,884**	**86.7 %**
Dept ***	**Civil Defense**	**1,097,780**	**844,000**	**225,146**	**33,750**	**1,682,884**	**86.7 %**
Housing and Human Concerns							
116718	HOME FFY10 ADMINISTRATION	8,539		456	7,938	145	1.7 %
126735	HOME FFY11 ADMINISTRATION	2,213			2,213		0.0 %
137731	SEC 8 HSG ADMIN PRG FY2013	45			45		0.0 %
147481	SEC 8 HOUSING ADMIN FY2014	198,283			148	198,135	99.9 %
156449	HOME FFY14 ADMINISTRATION	150,064		12,848	27,343	109,873	73.2 %
156450	HOME FFY14 KULAMALU AH PRJ	2,263,415			2,263,415		0.0 %
157480	SEC 8 HOUSING VOUCHER FY15	163,687		(7,521)		171,208	104.6 %

County of Maui
Statement of Appropriations and Expenditures
Grant Programs
Fiscal Year Ending 6/30/2016 - as of 9/30/2015

Index * Program ** Fund *** Department		Prior Year Encumbrance / Carryover	Amended Budget / Lapses	Year to Date Expended	Current Encumbrance 09/30/2015	Balance Available	% of Budget Available
157481	SEC 8 HOUSING ADMIN FY15	305,155		(100)	1,417	303,838	99.6 %
166714	HOME FFY04 ADMINISTRATION	7,349			7,145	204	2.8 %
167480	SEC 8 HOUSING VOUCHER FY16		7,344,141	3,537,276		3,806,865	51.8 %
167481	SEC 8 HOUSING ADMIN FY16		1,000,000	334,584	183,924	481,492	48.1 %
177712	SEC.8 FAMILY SELF-SUFFICIENT	67,154				67,154	100.0 %
186722	HOME FFY06 ADMINISTRATION	9,217				9,217	100.0 %
196718	HOME FFY08 ADMINISTRATION	925			378	547	59.1 %
197741	SEC8 HSG ASST PYMTS(HAP)-NRA	93,295				93,295	100.0 %
197751	SEC8 HSG ASST PYMTS(ADM)-NRA	626,894				626,894	100.0 %
310	*** HOUSING PROGRAM**	**3,896,235**	**8,344,141**	**3,877,543**	**2,493,966**	**5,868,867**	**47.9 %**
106604	AGING/DISABLTY RSC CTR ST/HI	3,352				3,352	100.0 %
106607	HAWAII COMM LIVING 2010.11N	1,301				1,301	100.0 %
116224	HI MENTL HLTH TRNSFRM SIG	24,000				24,000	100.0 %
116601	HOSPITAL DISCHARGE PLNG GRNT	3,350				3,350	100.0 %
116602	AGING/DSABLTY RSRC CTR 2010N	15,720				15,720	100.0 %
116608	ARRA09 HEALTHY AGING PARTNRSHP	511				511	100.0 %
116613	AGING TIII DHHS FY11 MA201103	73,232			190	73,042	99.7 %
116614	ELDER ABUSE RELATED SVCS FY11	3,664				3,664	100.0 %
116647	EOA/DOH MA.KC.FB10-11.A FY11	6,459				6,459	100.0 %
126601	HOSPITAL DISCHARGE PLNG GRNT	25,736				25,736	100.0 %
126602	AGING/DSABLTY RSRC CTR 2010N	13,156				13,156	100.0 %
126609	ARRA09 HEALTHY AGING PARTNRSH	2,260				2,260	100.0 %
126613	AGING TIII DHHS FY12	550				550	100.0 %
126643	MENTAL HEALTH TRANSFORM GRT	16				16	100.0 %
126647	AGING EOA/DOH KUPUNA CARE FY12	46,113				46,113	100.0 %
136402	HEALTHY AGING PARTNERSHIP	1				1	100.0 %
136613	AGING TITLE III PROGRAMS	94				94	100.0 %
136615	ELDER ABUSE PREVENTION SFY13	125				125	100.0 %
136616	ELDER ABUSE PREVENTION SFY12	14,715				14,715	100.0 %
136647	KUPUNA CARE PROGRAM	29,557		29,354		202	0.7 %
136649	AGING & DISABILITY RESOURCE	2,153				2,153	100.0 %

Back to Top

County of Maui
Statement of Appropriations and Expenditures
Grant Programs
Fiscal Year Ending 6/30/2016 - as of 9/30/2015

Index * Program ** Fund *** Department		Prior Year Encumbrance / Carryover	Amended Budget / Lapses	Year to Date Expended	Current Encumbrance 09/30/2015	Balance Available	% of Budget Available
146401	KUPUNA CARE PROGRAM SF14	1,083		(29,181)	104	30,160	2,784.9 %
146402	ELDER ABUSE PREVENTION SF14	2				2	100.0 %
146427	AGING TITLE III PROGRAMS	59,322		10,330	37,129	11,863	20.0 %
146428	CARE TRANSITIONS PROGRAM	184,391		1,229		183,162	99.3 %
146429	AGING & DISABILITY RESOURCE	49,594		(5)	9,000	40,599	81.9 %
146442	NSIP NUTRITION SVCS INCENTIVE		463			463	100.0 %
156401	KUPUNA CARE PROGRAM	138,701		102,824	24,582	11,296	8.1 %
156402	ELDER ABUSE PREVENTION SY15	22,675				22,675	100.0 %
156427	AGING TITLE III PRGS	208,085		143,753	33,169	31,164	15.0 %
156429	AGING & DISABILITY RESOURCE	530,843	203,233	97,192	20,845	616,039	83.9 %
156431	PRIVATE DONATION/MATSON	1,000				1,000	100.0 %
156433	VOLUNTARY CONTRIBUTIONS	20,000				20,000	100.0 %
156440	HEALTHY AGING PARTNERSHIP	172,648		(1,735)		174,383	101.0 %
156442	NSIP NUTRITION SVCS INCENTIVE	133,543		133,543			0.0 %
156443	HEALTHY AGING VOL CONTRIB	32,970	10,092			43,062	100.0 %
166741	KUPUNA CARE PROGRAM		678,778	15,618		663,160	97.7 %
166769	AGING TITLE III PRGS		741,807	3,511	9,170	729,126	98.3 %
166770	KUPUNA CARE VOL CONTRIB		200			200	100.0 %
186647	AGING EOA/DOH MA-KC-2008-09(A)	1				1	100.0 %
316	*** AGING STATE/FEDERAL/PVT GRANTS**	**1,820,923**	**1,634,573**	**506,433**	**134,189**	**2,814,875**	**81.5 %**
176640	TITLE V LOCAL DELINQNCY PRVTN	66,404				66,404	100.0 %
318	*** HUMAN CONCERNS STATE/FEDERAL**	**66,404**	**0**	**0**	**0**	**66,404**	**100.0 %**
116738	MSC LEISURE FY2011	40				40	100.0 %
116752	I&A OUTREACH AGING 00/01	597				597	100.0 %
126738	MSC LEISURE FY2012	50,374				50,374	100.0 %
136712	CONGREGATE MEALS TITLE III	30,254				30,254	100.0 %
136732	CONGREGATE MLS PVT DONATION	3		3			0.0 %
136738	LEISURE ACTIVITIES FY13	3,532				3,532	100.0 %
146405	LEISURE ACTIVITIES FY14	51,203				51,203	100.0 %
146420	CONGREGATE MEALS NSIP FY14	547	463	547		463	45.8 %
146424	HOME DELIVERED MEALS NSIP FY14	4		4			0.0 %

County of Maui
Statement of Appropriations and Expenditures
Grant Programs
Fiscal Year Ending 6/30/2016 - as of 9/30/2015

Index * Program ** Fund *** Department		Prior Year Encumbrance / Carryover	Amended Budget / Lapses	Year to Date Expended	Current Encumbrance 09/30/2015	Balance Available	% of Budget Available
156405	LEISURE ACTIVITIES FY15	81,117		6,308		74,809	92.2 %
156409	CONGREGATE MEALS TITTLE III	623	39,361			39,983	100.0 %
156410	ASSISTED TRANSPORT-KUPUNA		24,483			24,483	100.0 %
156411	BANFIELD CHARITABLE TRUST	687		266		421	61.3 %
156420	CONGREGATE MEALS NSIP FY15	29,476	13,543	29,475		13,544	31.5 %
156421	HOME DELIVERED MEALS KUPUNA		1,677	(26,180)		27,857	1,661.1 %
156424	HOME DELIVERED MEALS NSIP FY15	41,983		41,983			0.0 %
156426	HOME DELIVERED MLS TITLE III	26,180	54,400	26,180		54,400	67.5 %
156441	RSVP RETIRED & SR VOL PRG	51,866	3,000	17,612		37,254	67.9 %
156445	A&B KOKUA GIVING CONTRIB	20,000		20,000			0.0 %
166738	MSC LEISURE ACTIVITY FY06	115				115	100.0 %
166757	A&B KOKUA GIVING CONTRIB		20,000			20,000	100.0 %
166758	ASSISTED TRANSPORT PVT		15,000			15,000	100.0 %
166759	CONGREGATE MEALS NSIP FY16		66,918			66,918	100.0 %
166760	CONGREGATE MLS PVT DONATION		130,000			130,000	100.0 %
166761	HOME DELIVERED MEALS NSIP FY16		66,917			66,917	100.0 %
166762	HOME DEL MEALS PVT DONATION		80,000			80,000	100.0 %
166763	LEISURE ACTIVITIES FY16		121,602			121,602	100.0 %
166764	ASSIST TRANSPORT-KUPUNA		192,906	46,634		146,272	75.8 %
166765	CONGREGATE MEALS TITTLE III		135,276	54,665		80,611	59.6 %
166766	HOME DELIVERED MEALS KUPUNA		92,334			92,334	100.0 %
166767	HOME DELIVERED MLS TITLE III		132,000	56,177		75,823	57.4 %
166768	MATSON FOUNDATION CONTRIB		1,000			1,000	100.0 %
176738	MSC LEISURE ACTIVITY FY07	7,909		2,414		5,496	69.5 %
186751	ASSISTED TRANSPORTN SH POS08	42,166		1,479		40,687	96.5 %
325	*** H/C SENIOR SERVICES DIVISION**	**438,676**	**1,190,880**	**277,567**	**0**	**1,351,989**	**83.0 %**
Fund	**** SPECIAL REVENUE FUND**	**6,222,238**	**11,169,594**	**4,661,543**	**2,628,155**	**10,102,135**	**58.1 %**
Dept	***** Housing and Human Concerns**	**6,222,238**	**11,169,594**	**4,661,543**	**2,628,155**	**10,102,135**	**58.1 %**
Parks and Recreation							
116213	ST/HI WM STDM PA SYS SLH2010	145,000				145,000	100.0 %

Back to Top

County of Maui
Statement of Appropriations and Expenditures
Grant Programs
Fiscal Year Ending 6/30/2016 - as of 9/30/2015

Index * Program ** Fund *** Department	Prior Year Encumbrance / Carryover	Amended Budget / Lapses	Year to Date Expended	Current Encumbrance 09/30/2015	Balance Available	% of Budget Available
126218 ST/HI NAHIKU COMMUNITY CENTER	250,000			250,000		0.0 %
146508 WAR MEMORIAL STADIUM	829,855				829,855	100.0 %
156503 MAKENA LIFEGUARD SERVICES	149,565		127,502	84	21,979	14.7 %
166795 PLAY & LEARN SESSIONS (PALS)		100,000			100,000	100.0 %
166820 MAKENA LIFEGUARD SERVICES		606,469	1,628		604,841	99.7 %
361 * PARKS STATE GRANTS	**1,374,420**	**706,469**	**129,130**	**250,084**	**1,701,675**	**81.8 %**
106209 PLYGRD EQUIP. ONE ALII PK-USDA	19,042				19,042	100.0 %
370 * RECREATION & SUPPORT SVCS PROG	**19,042**	**0**	**0**	**0**	**19,042**	**100.0 %**
Fund ** SPECIAL REVENUE FUND	**1,393,462**	**706,469**	**129,130**	**250,084**	**1,720,717**	**81.9 %**
Dept * Parks and Recreation**	**1,393,462**	**706,469**	**129,130**	**250,084**	**1,720,717**	**81.9 %**
Public Works						
116502 FHWA PROJS STATE REVIEWS	5,821	106,000	17,717		94,104	84.2 %
136661 BRIDGE INSPECTN NBIS(057)	12,960				12,960	100.0 %
146660 FHWA VARIOUS PROJECTS COUNTY		6,016			6,016	100.0 %
442 * DPW STATE/FEDERAL ENGINEERING	**18,781**	**112,016**	**17,717**	**0**	**113,080**	**86.5 %**
Fund ** SPECIAL REVENUE FUND	**18,781**	**112,016**	**17,717**	**0**	**113,080**	**86.5 %**
Dept * Public Works**	**18,781**	**112,016**	**17,717**	**0**	**113,080**	**86.5 %**
Transportation						
116278 FTA 5309 FFY 2010 BUS & FCILTS	973,045				973,045	100.0 %
126280 FTA RURAL TRNST ASSTNCE FFY12	15,808				15,808	100.0 %
136279 FTA#5309 FORMULA FUNDS PRG	1,951,895		116,208		1,835,687	94.0 %
136802 FTA5309 LIVABILITY PRG FY13	20,286				20,286	100.0 %
146800 FTA SEC5311 NON-URBANIZED AREA	595,843			595,843		0.0 %
146802 FTA RURAL TRNST ASST - RTAP	4,178		1,967		2,211	52.9 %
146804 FTA PLANNING PROGRAM 5305 (e)	38,662		5,941	32,722		0.0 %
166905 FTA SEC5311 FFY2013 GRANT		500,000			500,000	100.0 %
650 * TRANSPORTATION	**3,599,717**	**500,000**	**124,116**	**628,565**	**3,347,037**	**81.6 %**
Fund ** SPECIAL REVENUE FUND	**3,599,717**	**500,000**	**124,116**	**628,565**	**3,347,037**	**81.6 %**

County of Maui
Statement of Appropriations and Expenditures
Grant Programs
Fiscal Year Ending 6/30/2016 - as of 9/30/2015

Index * Program ** Fund *** Department		Prior Year Encumbrance / Carryover	Amended Budget / Lapses	Year to Date Expended	Current Encumbrance 09/30/2015	Balance Available	% of Budget Available
Dept * Transportation**		**3,599,717**	**500,000**	**124,116**	**628,565**	**3,347,037**	**81.6 %**
Environmental Management							
136038	W MAUI RECYCLED WTR SYSTEM EXP	834,298			163,298	671,000	80.4 %
146906	HYATT/W MAUI RECYCLED WATER	501,237				501,237	100.0 %
146907	STARWOOD/W MAUI RECYCLED WATER	1,863,840				1,863,840	100.0 %
550 * WASTEWATER ADMIN PROGRAM		**3,199,375**	**0**	**0**	**163,298**	**3,036,077**	**94.9 %**
116851	GLASS RECOVERY DOH ASO#11-005	3,250				3,250	100.0 %
156854	DEP BEVERAGE CONTAINR DOH-MOL	11,824				11,824	100.0 %
156900	USED MOTOR OIL COLLECTION FY15	10,333		8,125		2,208	21.4 %
156907	GLASS RECOVERY PROGRAM	49,360				49,360	100.0 %
166709	ADVANCE GLASS DISPOSAL FEE		83,000			83,000	100.0 %
176886	USED OIL RECOVRY07 ASO06145#2	339				339	100.0 %
625 * SOLIDWASTE STATE FUNDS GLASS		**75,106**	**83,000**	**8,125**	**0**	**149,981**	**94.9 %**
Fund ** SPECIAL REVENUE FUND		**3,274,481**	**83,000**	**8,125**	**163,298**	**3,186,058**	**94.9 %**
Dept * Environmental Management**		**3,274,481**	**83,000**	**8,125**	**163,298**	**3,186,058**	**94.9 %**
Grand Total		**25,076,353**	**21,224,875**	**7,459,050**	**5,737,602**	**33,104,578**	**71.5 %**

Back to Top

III. Expenditures

III.C. Revolving / Special Programs

Back to Top

County of Maui
Statement of Appropriations and Expenditures
Revolving/Special Programs
Fiscal Year Ending 6/30/2016 - as of 9/30/2015

Index * Program ** Fund *** Department	Prior Year Encumbrance / Carryover	Amended Budget / Lapses	Year to Date Expended	Current Encumbrance 09/30/2015	Balance Available	% of Budget Available
Office of the Mayor						
101400 OPEN SPACE/NAT&CULT RSRC/SCENC	5,818,917				5,818,917	100.0 %
101402 EMERGENCY FUND	23,796,053				23,796,053	100.0 %
030 * OFFICE OF MAYOR ADMIN PROGRAM	**29,614,970**	**0**	**0**	**0**	**29,614,970**	**100.0 %**
101095 RECYCLING GRANT LOAN REVOLVING	127				127	100.0 %
101404 ECONOMIC DEVELOPMENT REVOLVING	20,000				20,000	100.0 %
101405 ECON DEV-UPTOWN SERVICE INC	200,000		10,000		190,000	95.0 %
101406 ECON DEV-MAUI INNOVTN GRP INC	175,000		80,000	95,000		0.0 %
101407 ECON DEV-HNu PHOTONICS, LLC	125,000		75,000	50,000		0.0 %
101408 ECON DEV-AUMAKUA HOLDINS, INC	250,000			250,000		0.0 %
101409 ECON DEV-SEA LINK OF HI INC	105,000		105,000			0.0 %
040 * MAYOR ADMIN ECONOMIC DEV PRGMS	**875,127**	**0**	**270,000**	**395,000**	**210,127**	**24.0 %**
Fund ** SPECIAL REVENUE FUND	**30,490,097**	**0**	**270,000**	**395,000**	**29,825,097**	**97.8 %**
Dept * Office of the Mayor**	**30,490,097**	**0**	**270,000**	**395,000**	**29,825,097**	**97.8 %**
Finance						
101002 POST-EMPLOYMENT BENEFITS-OPEB	229,831	14,930,000	14,930,000		229,831	1.5 %
170 * COUNTY WIDE COSTS PROGRAM	**229,831**	**14,930,000**	**14,930,000**	**0**	**229,831**	**1.5 %**
Fund ** SPECIAL REVENUE FUND	**229,831**	**14,930,000**	**14,930,000**	**0**	**229,831**	**1.5 %**
Dept * Finance**	**229,831**	**14,930,000**	**14,930,000**	**0**	**229,831**	**1.5 %**
Fire and Public Safety						
101063 FIRE HAZARD REMOVAL REVOLVING	3,394				3,394	100.0 %
230 * FIRE CONTROL TRAINING PROGRAM	**3,394**	**0**	**0**	**0**	**3,394**	**100.0 %**
101075 FIRE PLAN REVIEW FEES	719,785		470	41,329	677,986	94.2 %
101075A FIRE PLAN REVIEW FEES SALARIES		188,376	47,974		140,402	74.5 %
101075B FIRE PLAN REVIEW FEES OPERTN		83,500	7,574		75,927	90.9 %
101075C FIRE PLAN REVIEW FEES EQUIPMNT		150,000			150,000	100.0 %
250 * FIRE PREVENTION PROGRAM	**719,785**	**421,876**	**56,018**	**41,329**	**1,044,315**	**91.5 %**
Fund ** SPECIAL REVENUE FUND	**723,179**	**421,876**	**56,018**	**41,329**	**1,047,709**	**91.5 %**

County of Maui
Statement of Appropriations and Expenditures
Revolving/Special Programs
Fiscal Year Ending 6/30/2016 - as of 9/30/2015

Index * Program ** Fund *** Department	Prior Year Encumbrance / Carryover	Amended Budget / Lapses	Year to Date Expended	Current Encumbrance 09/30/2015	Balance Available	% of Budget Available
Dept * Fire and Public Safety**	**723,179**	**421,876**	**56,018**	**41,329**	**1,047,709**	**91.5 %**
Liquor Control						
101139 LIQUOR EDUCATION FUNDS	354,753	47,510	5,124	19,170	377,969	94.0 %
200 * LIQUOR CONTROL GENERAL PROG	**354,753**	**47,510**	**5,124**	**19,170**	**377,969**	**94.0 %**
Fund ** SPECIAL REVENUE FUND	**354,753**	**47,510**	**5,124**	**19,170**	**377,969**	**94.0 %**
Dept * Liquor Control**	**354,753**	**47,510**	**5,124**	**19,170**	**377,969**	**94.0 %**
Housing and Human Concerns						
101025 ANIMAL MANAGEMENT REVOLVING	162,537				162,537	100.0 %
300 * HSG & HUMAN CONCERNS ADM PROG	**162,537**	**0**	**0**	**0**	**162,537**	**100.0 %**
101001 AFFORDABLE HSG FUND-CW	11,392,137	8,614,773	35,201	891,977	19,079,731	95.4 %
101004 AFFORDABLE HSG FND-WEST MAUI	3,909,037				3,909,037	100.0 %
101013 AFFORDABLE HOUSING- KULAMALU	167,929	11,010,000	1,397	11,079,249	97,283	0.9 %
101017 KAUNOA SR SVCS LEISURE PRG RF	229,959	118,414	35,455	4,981	307,937	88.4 %
101021 AFFD'LE HSG-NA HALE O MAUI	780,000			780,000		0.0 %
101030 HOUSING SEC.8 CERTIFICATE	5,735				5,735	100.0 %
101055 HOUSING SEC.8 VOUCHER PROGRAM	17,755				17,755	100.0 %
101089 RENTAL HOUSING REVOLVING	52,775				52,775	100.0 %
310 * HOUSING PROGRAM	**16,555,327**	**19,743,187**	**72,053**	**12,756,207**	**23,470,253**	**64.7 %**
101246 MOLOKAI AG LOAN PROGRAM	281,838				281,838	100.0 %
320 * HUMAN CONCERNS PROGRAM	**281,838**	**0**	**0**	**0**	**281,838**	**100.0 %**
101026B ANIMAL ENFORCEMENT PRG OPR		150,000			150,000	100.0 %
101028B MOLOKAI HUMANE SOCIETY PRG		30,000			30,000	100.0 %
330 * ANIMAL MANAGMENT PROGRAM	**0**	**180,000**	**0**	**0**	**180,000**	**100.0 %**
Fund ** SPECIAL REVENUE FUND	**16,999,702**	**19,923,187**	**72,053**	**12,756,207**	**24,094,628**	**65.3 %**
Dept * Housing and Human Concerns**	**16,999,702**	**19,923,187**	**72,053**	**12,756,207**	**24,094,628**	**65.3 %**
Parks and Recreation						
101401 OCEAN RECREATIONAL ACTIVITY	388,616	65,400		31,598	422,418	93.0 %

Back to Top

County of Maui
Statement of Appropriations and Expenditures
Revolving/Special Programs
Fiscal Year Ending 6/30/2016 - as of 9/30/2015

Index * Program ** Fund *** Department	Prior Year Encumbrance / Carryover	Amended Budget / Lapses	Year to Date Expended	Current Encumbrance 09/30/2015	Balance Available	% of Budget Available
340 * PARKS & REC ADMIN PROG	**388,616**	**65,400**	**0**	**31,598**	**422,418**	**93.0 %**
101113 HWY BEAUT CWD/TREE TRIM PROG	1,069,085		59,543	215,409	794,133	74.3 %
350 * PARK MAINTENANCE PROGRAM	**1,069,085**	**0**	**59,543**	**215,409**	**794,133**	**74.3 %**
Fund ** SPECIAL REVENUE FUND	**1,457,701**	**65,400**	**59,543**	**247,007**	**1,216,551**	**79.9 %**
Dept * Parks and Recreation**	**1,457,701**	**65,400**	**59,543**	**247,007**	**1,216,551**	**79.9 %**
Public Works						
101303 PLAN REVIEW REVOLVING LUCA	4,785,694		4,502	232,917	4,548,275	95.0 %
101303A PLAN REVIEW REVOLVING SAL		715,794	145,244		570,551	79.7 %
101303B PLAN REVIEW REVOLVING OP		629,237	68,476	131,749	429,012	68.2 %
101311 SUBDIVISION CONSTRN REVOLVING	399,463			59,738	339,725	85.0 %
101311A SUBDIV CONSTRN REV'G SALARIES		6,000			6,000	100.0 %
101311B SUBDIV CONSTRN REV'G OPERATION		4,000			4,000	100.0 %
460 * DEVELOPMENT SERVICES ADMINSTRN	**5,185,157**	**1,355,031**	**218,222**	**424,404**	**5,897,563**	**90.2 %**
Fund ** SPECIAL REVENUE FUND	**5,185,157**	**1,355,031**	**218,222**	**424,404**	**5,897,563**	**90.2 %**
Dept * Public Works**	**5,185,157**	**1,355,031**	**218,222**	**424,404**	**5,897,563**	**90.2 %**
Environmental Management						
101190B COMMUNITY WORK DAY - PROVISO		170,000	42,500	127,500		0.0 %
101191B TEENS ON CALL PAIA BY PASS		10,000			10,000	100.0 %
101255A HWY BEAUT-ABAND VEH REV'G SAL		97,085	22,493		74,592	76.8 %
101255B HWY BEAUT-ABAND VEH REV'G OPR		738,205	99,632	526,972	111,601	15.1 %
542 * ENV PROTECTION & SUBSTAINABILI	**0**	**1,015,290**	**164,625**	**654,472**	**196,193**	**19.3 %**
101253 NASKA PUMP STATION	1,619				1,619	100.0 %
550 * WASTEWATER ADMIN PROGRAM	**1,619**	**0**	**0**	**0**	**1,619**	**100.0 %**
101160 HWY BEAUT-ABAND VEH PRGG	93,818		58,560	549	34,709	37.0 %
101162 COMMUNITY WORK DAY - PROVISO	17,000		17,000			0.0 %
602 * SOLIDWASTE OPERATIONS	**110,818**	**0**	**75,560**	**549**	**34,709**	**31.3 %**
101117 COMMUNITY WORK DAY - PROVISO	70				70	100.0 %
101150 HWY BEAUT-ABAND VEH PROG	1,198,607		609	42,853	1,155,145	96.4 %

County of Maui
Statement of Appropriations and Expenditures
Revolving/Special Programs
Fiscal Year Ending 6/30/2016 - as of 9/30/2015

Index * Program ** Fund *** Department	Prior Year Encumbrance / Carryover	Amended Budget / Lapses	Year to Date Expended	Current Encumbrance 09/30/2015	Balance Available	% of Budget Available
640 * ABANDONED VEH/SCRAP METAL PRGR	1,198,677	0	609	42,853	1,155,215	96.4 %
Fund ** SPECIAL REVENUE FUND	1,311,114	1,015,290	240,794	697,874	1,387,736	59.7 %
Dept *** Environmental Management	1,311,114	1,015,290	240,794	697,874	1,387,736	59.7 %
Grand Total	56,751,534	37,758,294	15,851,754	14,580,991	64,077,084	67.8 %

Back to Top

IV. Capital Improvement Program by District

Back to Top

County of Maui
Statement of Appropriations and Expenditures
Capital Improvement Program by District
Fiscal Year Ending 6/30/2016 - as of 9/30/2015

01	Hana Index * Activity ** Program *** District	Prior Year Encumbrance / Carryover	Amended Budget / Lapses	Year to Date Expended	Current Encumbrance 09/30/2015	Balance Available	% of Budget Available
324200	NAHIKU COMMUNITY CENTER	114,121			114,121		0.0 %
92090	*** NAHIKU COMMUNITY CENTER**	**114,121**	**0**	**0**	**114,121**	**0**	**0.0 %**
903	**** GOVERNMENT FACILITIES**	**114,121**	**0**	**0**	**114,121**	**0**	**0.0 %**
331101	NAHIKU COMMUNITY CENTER	279,266			279,266		0.0 %
93001	*** NAHIKU COMMUNITY CENTER**	**279,266**	**0**	**0**	**279,266**	**0**	**0.0 %**
345301	HELENE HALL IMPROVEMENTS	163,719			163,719		0.0 %
94001	*** HELENE HALL IMPROVEMENT**	**163,719**	**0**	**0**	**163,719**	**0**	**0.0 %**
345302	NAHIKU COMMUNITY CENTER	475,786			475,786		0.0 %
94002	*** NAHIKU COMMUNITY CENTER**	**475,786**	**0**	**0**	**475,786**	**0**	**0.0 %**
345391	HANA BALLFIELD	177,942		174,927	3,015		0.0 %
94106	*** HANA BALLFIELD**	**177,942**	**0**	**174,927**	**3,015**	**0**	**0.0 %**
356401	HANA-KEANAE-KAILUA PARKS	155,548		50,673	70,539	34,335	22.1 %
95001	*** HANA-KEANAE-KAILUA PRKS SYSTEM**	**155,548**	**0**	**50,673**	**70,539**	**34,335**	**22.1 %**
356402	PA'ANI MAI PARK IMPROVM	281,424			251,584	29,840	10.6 %
95002	*** PA'ANI MAI PARK IMPROVEMENTS**	**281,424**	**0**	**0**	**251,584**	**29,840**	**10.6 %**
367101	HANA-KEANAE-KAILUA PARKS		446,250			446,250	100.0 %
96001	*** HANA-KEA-KAILUA PARKS SYSTEM**	**0**	**446,250**	**0**	**0**	**446,250**	**100.0 %**
904	**** PARKS & RECREATION**	**1,533,685**	**446,250**	**225,600**	**1,243,909**	**510,425**	**25.8 %**
531060	HANA SOURCE IMPVMENTS-WAKIU WL	21,692			21,692		0.0 %
91053	*** Hana source improvements**	**21,692**	**0**	**0**	**21,692**	**0**	**0.0 %**
582130	HANA SOURCE IMPROVEMENTS	6,375		3,153	3,221		0.0 %
92073	*** HANA SOURCE IMPROVEMENTS**	**6,375**	**0**	**3,153**	**3,221**	**0**	**0.0 %**

County of Maui
Statement of Appropriations and Expenditures
Capital Improvement Program by District
Fiscal Year Ending 6/30/2016 - as of 9/30/2015

01	Hana Index * Activity ** Program *** District	Prior Year Encumbrance / Carryover	Amended Budget / Lapses	Year to Date Expended	Current Encumbrance 09/30/2015	Balance Available	% of Budget Available
533110	WAKIU WELL REPLCMT DEVLPT PROJ	824,834			580,609	244,226	29.6 %
93074	*** WAKIU WELL REPLACEMENT DEVT**	**824,834**	**0**	**0**	**580,609**	**244,226**	**29.6 %**
905	**** WATER SUPPLY**	**852,901**	**0**	**3,153**	**605,522**	**244,226**	**28.6 %**
317003	HANA DISTRICT RD RESURFACING	33,486			33,486		0.0 %
91000	*** FY 2001 CIP projects**	**33,486**	**0**	**0**	**33,486**	**0**	**0.0 %**
317200	KAHOLOPOO BRIDGE REPLACEMNT	102,893	(28,630)	3,102	71,162		0.0 %
91068	*** Kaholopoo bridge replacement**	**102,893**	**(28,630)**	**3,102**	**71,162**	**0**	**0.0 %**
317201	PAPAHAWAHAWA BRIDGE REPLACMNT	4			4		0.0 %
91069	*** Papahawahawa bridge replacmnt**	**4**	**0**	**0**	**4**	**0**	**0.0 %**
317501	PAPAHAWAHAWA BRIDGE RPLCMNT	1,594,061				1,594,061	100.0 %
317505	WAIOHONU BRIDGE REPL BR0900(68	666,492			43,933	622,559	93.4 %
91099	*** State/Fed/Private FY2001/2011**	**2,260,553**	**0**	**0**	**43,933**	**2,216,620**	**98.1 %**
327500	KAHOOLOPOO BRDGE RPL BR090078	410,900		53,739	59,553	297,608	72.4 %
92099	*** State/Fed/Private FY2002/2012**	**410,900**	**0**	**53,739**	**59,553**	**297,608**	**72.4 %**
367117	KALEPA ROCK FALL ASSESSMENT		150,000			150,000	100.0 %
96017	*** KALEPA ROCK FALL ASSESSMENT**	**0**	**150,000**	**0**	**0**	**150,000**	**100.0 %**
907	**** ROADS**	**2,807,836**	**121,370**	**56,841**	**208,138**	**2,664,228**	**91.0 %**
356477	HANA LF MAKAI BERM WASTE	748,750		40,497	240,363	467,890	62.5 %
95077	*** HANA LF MAKAI BERM WST REMOVAL**	**748,750**	**0**	**40,497**	**240,363**	**467,890**	**62.5 %**
367166	HANA LF MAKAI BERM WASTE		250,000			250,000	100.0 %
96066	*** HANA LANDFILL MAKAI BERM WR**	**0**	**250,000**	**0**	**0**	**250,000**	**100.0 %**
908	**** SOLID WASTE FACILITIES**	**748,750**	**250,000**	**40,497**	**240,363**	**717,890**	**71.9 %**

Back to Top

County of Maui
Statement of Appropriations and Expenditures
Capital Improvement Program by District
Fiscal Year Ending 6/30/2016 - as of 9/30/2015

01 Hana Index * Activity ** Program *** District	Prior Year Encumbrance / Carryover	Amended Budget / Lapses	Year to Date Expended	Current Encumbrance 09/30/2015	Balance Available	% of Budget Available
District *** Hana	6,057,293	817,620	326,091	2,412,053	4,136,769	60.2 %

County of Maui
Statement of Appropriations and Expenditures
Capital Improvement Program by District
Fiscal Year Ending 6/30/2016 - as of 9/30/2015

02	Paia-Haiku Index * Activity ** Program *** District	Prior Year Encumbrance / Carryover	Amended Budget / Lapses	Year to Date Expended	Current Encumbrance 09/30/2015	Balance Available	% of Budget Available
321201	HAIKU ROAD DRAINAGE IMPROVMNTS	37,254		8,216	29,038		0.0 %
321212	HAIKU RD DRAINAGE IMPROVEMNT	1,885,875		26,623	1,859,253		0.0 %
92029	*** HAIKU ROAD DRAINAGE IMPRVMNTS**	**1,923,129**	**0**	**34,839**	**1,888,291**	**0**	**0.0 %**
901	**** DRAINAGE**	**1,923,129**	**0**	**34,839**	**1,888,291**	**0**	**0.0 %**
356403	KAUNOA F/O EXPANSION/RE	117,630			9,349	108,281	92.1 %
95003	*** KAUNOA F/O EXPANSION/RENOVATN**	**117,630**	**0**	**0**	**9,349**	**108,281**	**92.1 %**
383010	HAIKU FIRE STATION	52,103			52,103		0.0 %
98003	*** Haiku fire station**	**52,103**	**0**	**0**	**52,103**	**0**	**0.0 %**
393201	HAIKU FIRE STATION	129,977			129,977		0.0 %
99044	*** HAIKU FIRE STATION**	**129,977**	**0**	**0**	**129,977**	**0**	**0.0 %**
903	**** GOVERNMENT FACILITIES**	**299,710**	**0**	**0**	**191,429**	**108,281**	**36.1 %**
367102	PAIA-HAIKU PARKS SYSTEM		450,000			450,000	100.0 %
96002	*** PAIA-HAIKU PARKS SYSTEM**	**0**	**450,000**	**0**	**0**	**450,000**	**100.0 %**
904	**** PARKS & RECREATION**	**0**	**450,000**	**0**	**0**	**450,000**	**100.0 %**
522820	PAIA-HAIKU DISTRIBUTN SYS IMPR	7,557			7,557		0.0 %
92081	*** PAIA-HAIKU DISTRIBUTN SYS IMPR**	**7,557**	**0**	**0**	**7,557**	**0**	**0.0 %**
533120	PAIA-KUAU WATER SYST IMPRV PRJ	123,006			438,285	(315,279)	(256.3)%
93075	*** PAIA-KUAU WATER SYSTEM IMP**	**123,006**	**0**	**0**	**438,285**	**(315,279)**	**(256.3)%**
905	**** WATER SUPPLY**	**130,563**	**0**	**0**	**445,842**	**(315,279)**	**(241.5)%**
317035	BALDWIN AVE BIKEWAY/GREENWAY	105,380		7,788	97,593		0.0 %
91016	*** Baldwin ave bway/greenway**	**105,380**	**0**	**7,788**	**97,593**	**0**	**0.0 %**
345239	KALIALINUI BRIDGE IMPROVEMENT	673,955		359,998	313,957		0.0 %

Back to Top

County of Maui
Statement of Appropriations and Expenditures
Capital Improvement Program by District
Fiscal Year Ending 6/30/2016 - as of 9/30/2015

02	Paia-Haiku Index * Activity ** Program *** District	Prior Year Encumbrance / Carryover	Amended Budget / Lapses	Year to Date Expended	Current Encumbrance 09/30/2015	Balance Available	% of Budget Available
94039	*** KALIALINUI BRIDGE IMPROVEMENT**	**673,955**	**0**	**359,998**	**313,957**	**0**	**0.0 %**
356426	PAIA SCHOOL SAFE ROUTES	149,503			9,552	139,951	93.6 %
95026	*** PAIA SCHOOL SAFE ROUTES - SCH**	**149,503**	**0**	**0**	**9,552**	**139,951**	**93.6 %**
356770	BRIDGE INSPECTION PROGRAM	306,500				306,500	100.0 %
95099	*** State/Fed/PVT FY95-05-15**	**306,500**	**0**	**0**	**0**	**306,500**	**100.0 %**
367235	NORTH SHORE GREENWAY		4,221	3,971		250	5.9 %
96035	*** NORTH SHORE GREENWAY**	**0**	**4,221**	**3,971**	**0**	**250**	**5.9 %**
907	**** ROADS**	**1,235,338**	**4,221**	**371,757**	**421,102**	**446,701**	**36.0 %**
331159	PAIA FORCE MAIN REPLACEMENT	79,093		51,491	27,603		0.0 %
93059	*** PAIA FORCE MAIN REPLACEMENT**	**79,093**	**0**	**51,491**	**27,603**	**0**	**0.0 %**
356480	PAIA WWPS FM REPLACEMENT	5,100,000		820,890	1,029,277	3,249,833	63.7 %
95080	*** PAIA WWPS FM REPLACEMENT**	**5,100,000**	**0**	**820,890**	**1,029,277**	**3,249,833**	**63.7 %**
909	**** WASTEWATER FACILITIES**	**5,179,093**	**0**	**872,381**	**1,056,880**	**3,249,833**	**62.7 %**
District * Paia-Haiku**		**8,767,833**	**454,221**	**1,278,977**	**4,003,544**	**3,939,536**	**42.7 %**

County of Maui
Statement of Appropriations and Expenditures
Capital Improvement Program by District
Fiscal Year Ending 6/30/2016 - as of 9/30/2015

03	Makawao-Pukalani-Kula Index * Activity ** Program *** District	Prior Year Encumbrance / Carryover	Amended Budget / Lapses	Year to Date Expended	Current Encumbrance 09/30/2015	Balance Available	% of Budget Available
356404	MAKAWAO MUNI PARK'G LOT	200,000				200,000	100.0 %
95004	*** MAKAWAO MUNI PARK'G LOT LIGHTS**	**200,000**	**0**	**0**	**0**	**200,000**	**100.0 %**
903	**** GOVERNMENT FACILITIES**	**200,000**	**0**	**0**	**0**	**200,000**	**100.0 %**
356405	MAKAWAO-HAIKU-PAIA PARKS	224,475		24,625	77,256	122,594	54.6 %
95005	*** MAKAWAO-HAIKU-PAIA PRKS SYSTEM**	**224,475**	**0**	**24,625**	**77,256**	**122,594**	**54.6 %**
356406	PUK-KULA-ULUPALAKUA PARKS	236,987		24,315	136,406	76,266	32.2 %
95006	*** PUKA-KULA-ULUPALAKUA PARKS**	**236,987**	**0**	**24,315**	**136,406**	**76,266**	**32.2 %**
356407	UPCOUNTRY SKATE PARK	75,000			28,000	47,000	62.7 %
95007	*** UPCOUNTRY SKATE PARK**	**75,000**	**0**	**0**	**28,000**	**47,000**	**62.7 %**
356408	MAYOR E TAM BALLFLD LIGHTS	520,241		50	311,205	208,986	40.2 %
95008	*** MAYOR E TAM BALLFLD LIGHTING**	**520,241**	**0**	**50**	**311,205**	**208,986**	**40.2 %**
367103	MAK-PUK-KULA ULU PARKS		435,000			435,000	100.0 %
96003	*** MAKAWAO-PUK-K-U PARKS SYSTEM**	**0**	**435,000**	**0**	**0**	**435,000**	**100.0 %**
904	**** PARKS & RECREATION**	**1,056,703**	**435,000**	**48,990**	**552,867**	**889,846**	**59.7 %**
520590	DROUGHT EMERGENCY PROJECT	4,245			4,245		0.0 %
70022	*** DROUGHT**	**4,245**	**0**	**0**	**4,245**	**0**	**0.0 %**
541160	KAMAOLE TANK REPLACE-DESIGN	8,888			8,888		0.0 %
541170	PHASE 10 PUMP UPGRADES-DESIGN	68,655		4,136	64,519		0.0 %
91058	*** Mak/Puk/Kula distrbtn sys impr**	**77,543**	**0**	**4,136**	**73,407**	**0**	**0.0 %**
522830	MAK-PUK-KULA DISTRI SYS IMPROV	28,858				28,858	100.0 %
92082	*** MAK/PUK/KULA DISTRBUTION SYS I**	**28,858**	**0**	**0**	**0**	**28,858**	**100.0 %**
522840	MAK-PUK-KULA TRTMNT PLNT IMPRV	21,743				21,743	100.0 %

Back to Top

County of Maui
Statement of Appropriations and Expenditures
Capital Improvement Program by District
Fiscal Year Ending 6/30/2016 - as of 9/30/2015

03	Makawao-Pukalani-Kula Index * Activity ** Program *** District	Prior Year Encumbrance / Carryover	Amended Budget / Lapses	Year to Date Expended	Current Encumbrance 09/30/2015	Balance Available	% of Budget Available
92083	*** MAK/PUK/KULA TREATMNT PLNT IMP**	**21,743**	**0**	**0**	**0**	**21,743**	**100.0 %**
502020	KAMAOLE TANK REPLACEMENT	1,768,415			1,768,415		0.0 %
92088	*** KAMAOLE TANK REPLACEMENT**	**1,768,415**	**0**	**0**	**1,768,415**	**0**	**0.0 %**
533130	HALIIMAILE TANK REPLACMENT	605,347		183,713	421,634		0.0 %
93076	*** HALIIMALE TANK REPLACEMENT**	**605,347**	**0**	**183,713**	**421,634**	**0**	**0.0 %**
523510	MAK-PUK-KULA DIST SYST IMPRV	1,556,128		438,115	937,093	180,920	11.6 %
93084	*** MAKA/PUKA/KULA DISTRIBUTION**	**1,556,128**	**0**	**438,115**	**937,093**	**180,920**	**11.6 %**
534110	PHASE 6 BOOSTER PUMP UPGRADES	4,000,000			4,000,000		0.0 %
94082	*** PHASE 6 BOOSTER PUMP UPGRADES**	**4,000,000**	**0**	**0**	**4,000,000**	**0**	**0.0 %**
534120	KULA 200 #1 TANK REPLACEMENT	749,330			749,330		0.0 %
94083	*** KULA 200 #1 TANK REPLACEMENT**	**749,330**	**0**	**0**	**749,330**	**0**	**0.0 %**
524750	MAK-PUK-KULA DIST SYST IMPRV	123,194		13,644	109,550		0.0 %
94090	*** MAKA-PUKA-KULA DIST SYSTEM IMP**	**123,194**	**0**	**13,644**	**109,550**	**0**	**0.0 %**
526010	UPCOUNTRY FIRE PROTECTION		1,500,000			1,500,000	100.0 %
96075	*** UPCOUNTRY FIRE PROTECTION**	**0**	**1,500,000**	**0**	**0**	**1,500,000**	**100.0 %**
526020	SOURCE,TRANSMISSION&STORAGE		2,425,317			2,425,317	100.0 %
96076	*** SOURCE,TRANSMISSION&STORAGE**	**0**	**2,425,317**	**0**	**0**	**2,425,317**	**100.0 %**
905	**** WATER SUPPLY**	**8,934,803**	**3,925,317**	**639,608**	**8,063,674**	**4,156,838**	**32.3 %**
317025	HALIIMAILE ROAD RESRFCNG	67,770			67,770		0.0 %
91008	*** Hmaile/Makani/Makwao rd rsrfcg**	**67,770**	**0**	**0**	**67,770**	**0**	**0.0 %**
327503	HALIIMAILE RD IMPROVEMENTS	862,048				862,048	100.0 %
327504	MAKANI RD RESURFACING/HALEAKAL	875,947				875,947	100.0 %

County of Maui
Statement of Appropriations and Expenditures
Capital Improvement Program by District
Fiscal Year Ending 6/30/2016 - as of 9/30/2015

03	Makawao-Pukalani-Kula Index * Activity ** Program *** District	Prior Year Encumbrance / Carryover	Amended Budget / Lapses	Year to Date Expended	Current Encumbrance 09/30/2015	Balance Available	% of Budget Available
327508	PUKALANI STREET PAVEMENT	22,934				22,934	100.0 %
92099	*** State/Fed/Private FY2002/2012**	**1,760,929**	**0**	**0**	**0**	**1,760,929**	**100.0 %**
331140	OLD HALEAKALA HWY SIDEWALK	998,000			998,000		0.0 %
337503	HALIIMAILE RD IMPRVMNT PHASE2	15,563		440		15,123	97.2 %
93099	*** State/Fed/Private FY2003/2013**	**1,013,563**	**0**	**440**	**998,000**	**15,123**	**1.5 %**
345211	HALEAKALA HWY INTERSECT IMPR	76,192		17,365	58,827		0.0 %
94040	*** HALEAKALA HWY INTERSEC/MAKAWAO**	**76,192**	**0**	**17,365**	**58,827**	**0**	**0.0 %**
345220	OLD HALEAKALA HWY	57,802			57,802		0.0 %
345241	OLD HALEAKALA HWY SIDEWALK	8,556			8,556		0.0 %
94041	*** OLD HALEAKALA HWY SIDEWALK**	**66,358**	**0**	**0**	**66,358**	**0**	**0.0 %**
345214	OLD HALEAKALA/MAKANI RD IMPRO	5,306		5,306			0.0 %
94042	*** OLD HALEAKALA/MAKANI RD IMPROV**	**5,306**	**0**	**5,306**	**0**	**0**	**0.0 %**
356238	KOKOMO RD PAVEMENT RECON	282,676		65,348	217,328		0.0 %
95038	*** KOKOMO RD PAVEMENT RECONSTRCTN**	**282,676**	**0**	**65,348**	**217,328**	**0**	**0.0 %**
356740	KOKOMO RD PAVEMENT RECON	1,722,781			1,722,781		0.0 %
356780	OLD HALEAKALA HWY PVMNT REHAB	4,174,005				4,174,005	100.0 %
95099	*** State/Fed/PVT FY95-05-15**	**5,896,786**	**0**	**0**	**1,722,781**	**4,174,005**	**70.8 %**
367010	MAK/MAKANI ROAD IMPROVEMENTS	312,404			312,404		0.0 %
96000	*** FY2006/1996 CIP Projects**	**312,404**	**0**	**0**	**312,404**	**0**	**0.0 %**
367118	HALEAKALA HWY INTER IMP		500,000			500,000	100.0 %
96018	*** HALEAKALA HWY @ MAKAWAO AVE**	**0**	**500,000**	**0**	**0**	**500,000**	**100.0 %**
367238	BALDWIN AVE RESURF PH2		2,423	1,604		819	33.8 %
96038	*** BALDWIN AVE RESURF PH2**	**0**	**2,423**	**1,604**	**0**	**819**	**33.8 %**

Back to Top

County of Maui
Statement of Appropriations and Expenditures
Capital Improvement Program by District
Fiscal Year Ending 6/30/2016 - as of 9/30/2015

03	Makawao-Pukalani-Kula Index * Activity ** Program *** District	Prior Year Encumbrance / Carryover	Amended Budget / Lapses	Year to Date Expended	Current Encumbrance 09/30/2015	Balance Available	% of Budget Available
367153	HALEAKALA HWY INTERSEC		1,000,000			1,000,000	100.0 %
96053	*** HALEAKALA HWY INTER IMPRVMNT**	**0**	**1,000,000**	**0**	**0**	**1,000,000**	**100.0 %**
397052	POLIPOLI ROAD DRAINAGE IMPRVTS	53,148	(50,398)	2,750			0.0 %
99097	*** Polipoli road drainage imprvmt**	**53,148**	**(50,398)**	**2,750**	**0**	**0**	**0.0 %**
907	**** ROADS**	**9,535,132**	**1,452,025**	**92,813**	**3,443,468**	**7,450,876**	**67.8 %**
367167	MAKANI CLOSED LF REMEDIATIN		300,000			300,000	100.0 %
96067	*** MAKANI CLOSED LDF REMEDIATION**	**0**	**300,000**	**0**	**0**	**300,000**	**100.0 %**
908	**** SOLID WASTE FACILITIES**	**0**	**300,000**	**0**	**0**	**300,000**	**100.0 %**
District * Makawao-Pukalani-Kula**		**19,726,638**	**6,112,342**	**781,411**	**12,060,009**	**12,997,560**	**50.3 %**

County of Maui
Statement of Appropriations and Expenditures
Capital Improvement Program by District
Fiscal Year Ending 6/30/2016 - as of 9/30/2015

04	Wailuku-Kahului Index * Activity ** Program *** District	Prior Year Encumbrance / Carryover	Amended Budget / Lapses	Year to Date Expended	Current Encumbrance 09/30/2015	Balance Available	% of Budget Available
371200	IAO STREAM IMPROVEMENTS	147,737			147,737		0.0 %
97063	*** IAO STREAM IMPROVEMENTS**	**147,737**	**0**	**0**	**147,737**	**0**	**0.0 %**
901	**** DRAINAGE**	**147,737**	**0**	**0**	**147,737**	**0**	**0.0 %**
345312	WAILUKU UNION CHCH/ADDL PARK	4,369		3,736	633		0.0 %
94012	*** WAILUKU UNION CHURCH/CO PARK'G**	**4,369**	**0**	**3,736**	**633**	**0**	**0.0 %**
902	**** Other Projects**	**4,369**	**0**	**3,736**	**633**	**0**	**0.0 %**
331243	REAL PROPERTY AT WAIKAPU	12,585			12,585		0.0 %
93089	*** REAL PROPERTY AT WAIKAPU**	**12,585**	**0**	**0**	**12,585**	**0**	**0.0 %**
345306	KALANA/MAUI PARK'G LOT RESURF	188,735			188,735		0.0 %
94006	*** KALANA O MAUI PRKG LOT RESURFG**	**188,735**	**0**	**0**	**188,735**	**0**	**0.0 %**
345307	KALANA PAKUI REROOFING	250,000		187,118	62,882		0.0 %
94007	*** KALANA PAKUI RE-ROOFING**	**250,000**	**0**	**187,118**	**62,882**	**0**	**0.0 %**
345308	AIR CONDITION CHILLER REPLCT	98,041			98,041		0.0 %
94008	*** AIR CONDITIONING CHILLER REPLC**	**98,041**	**0**	**0**	**98,041**	**0**	**0.0 %**
345364	LIQUOR DEPT OFFICE IMPROVEMENT	982		234	747		0.0 %
94064	*** LIQUOR DEPT OFFICE IMPROVEMENT**	**982**	**0**	**234**	**747**	**0**	**0.0 %**
356409	MARKET ST PLAZA IMPROVEMENT	345,130		1,500	1,000	342,630	99.3 %
95009	*** MARKET ST PLAZA IMPROVEMENTS**	**345,130**	**0**	**1,500**	**1,000**	**342,630**	**99.3 %**
367104	WAILUKU REDEV'T MUNI PRKG LOT		7,460,304			7,460,304	100.0 %
96004	*** WAI REDEV MUNI PRK'G LOT EXP**	**0**	**7,460,304**	**0**	**0**	**7,460,304**	**100.0 %**
903	**** GOVERNMENT FACILITIES**	**895,473**	**7,460,304**	**188,852**	**363,990**	**7,802,934**	**93.4 %**
345310	WAR MEMORIAL CIVIC COMPLEX	149,529		14,438	135,091		0.0 %

Back to Top

County of Maui
Statement of Appropriations and Expenditures
Capital Improvement Program by District
Fiscal Year Ending 6/30/2016 - as of 9/30/2015

04	Wailuku-Kahului Index * Activity ** Program *** District	Prior Year Encumbrance / Carryover	Amended Budget / Lapses	Year to Date Expended	Current Encumbrance 09/30/2015	Balance Available	% of Budget Available
94010	*** WAR MEMORIAL CIVIC COMPLEX**	**149,529**	**0**	**14,438**	**135,091**	**0**	**0.0 %**
345311	WM COMPLEX PAVING IMPROVEMENTS	24,432			24,432		0.0 %
94011	*** WM COMPLEX PAVING IMPROVEMENTS**	**24,432**	**0**	**0**	**24,432**	**0**	**0.0 %**
345216	WAILUKU GYM IMPROVEMENTS	4,938		4,938			0.0 %
345245	WAILUKU GYM IMPROVEMENTS	398,520		349,561	48,959		0.0 %
94045	*** WAILUKU GYM IMPROVEMENTS**	**403,458**	**0**	**354,499**	**48,959**	**0**	**0.0 %**
356410	KAHULUI PARKS SYSTEM	321,591		1,210	50,024	270,358	84.1 %
95010	*** KAHULUI PARKS SYSTEM**	**321,591**	**0**	**1,210**	**50,024**	**270,358**	**84.1 %**
356411	KANAHA BEACH PRK MSTR PLAN	250,000		52,089	197,866	45	0.0 %
95011	*** KANAHA BEACH PARK MASTER PLAN**	**250,000**	**0**	**52,089**	**197,866**	**45**	**0.0 %**
356412	WAILUKU GYM IMPROVEMENTS	275,000		7,564	54,306	213,129	77.5 %
95012	*** WAILUKU GYM IMPROVEMENTS**	**275,000**	**0**	**7,564**	**54,306**	**213,129**	**77.5 %**
356413	WAIL-WAIH-WAIK PARKS SYS	521,411		23,609	145,861	351,941	67.5 %
95013	*** WAILUKU-WAIHEE-WAIKAPU PARKS**	**521,411**	**0**	**23,609**	**145,861**	**351,941**	**67.5 %**
356414	NEW KAHULUI COM'TY CENTER	400,000				400,000	100.0 %
95014	*** NEW KAHULUI COM'TY CENTER**	**400,000**	**0**	**0**	**0**	**400,000**	**100.0 %**
356415	CENTRAL MAUI REGIONAL PARK	150,000				150,000	100.0 %
95015	*** CENTRAL MAUI REGIONAL PARK**	**150,000**	**0**	**0**	**0**	**150,000**	**100.0 %**
356461	WAIKAPU COM'TY CTR EXP	63,980		11,820	11,073	41,087	64.2 %
95061	*** WAIKAPU COM'TY CTR EXPANSION**	**63,980**	**0**	**11,820**	**11,073**	**41,087**	**64.2 %**
367105	CENTRAL MAUI PARKS SYSTEM		600,000			600,000	100.0 %
96005	*** CENTRL MAUI PARKS SYSTEM**	**0**	**600,000**	**0**	**0**	**600,000**	**100.0 %**

County of Maui
Statement of Appropriations and Expenditures
Capital Improvement Program by District
Fiscal Year Ending 6/30/2016 - as of 9/30/2015

04	Wailuku-Kahului Index * Activity ** Program *** District	Prior Year Encumbrance / Carryover	Amended Budget / Lapses	Year to Date Expended	Current Encumbrance 09/30/2015	Balance Available	% of Budget Available
367106	KEPANIWAI HERITAGE GARDENS		100,000			100,000	100.0 %
96006	*** KEPANIWAI HERITAGE GARDENS**	**0**	**100,000**	**0**	**0**	**100,000**	**100.0 %**
904	**** PARKS & RECREATION**	**2,559,401**	**700,000**	**465,229**	**667,612**	**2,126,560**	**65.2 %**
543000	IAO SOURCE DEV WAIKAPU WELL	1,480			1,480		0.0 %
70021	*** IAO AQUIFER**	**1,480**	**0**	**0**	**1,480**	**0**	**0.0 %**
501030	KAHULUI TANK II - CONSTRUCTION	1,750,000			1,750,000		0.0 %
91024	*** Wai-kah distr system imprvmnts**	**1,750,000**	**0**	**0**	**1,750,000**	**0**	**0.0 %**
542310	WAILUKU-KAHULUI SOURCE IMPRVMT	72,247				72,247	100.0 %
92077	*** WAI/KAH SOURCE IMPROVEMENTS**	**72,247**	**0**	**0**	**0**	**72,247**	**100.0 %**
523520	WAI-KAH SOURCE IMPROVEMENTS	213,324			213,324		0.0 %
93085	*** WAILUKU-KAHULUI SOURCE IMPROV**	**213,324**	**0**	**0**	**213,324**	**0**	**0.0 %**
523530	WAI-KAH DIST SYSTEM IMPROVEMTS	795,152		174,508	620,644		0.0 %
93086	*** WAILUKU-KAHULUI DISTRIBUTION**	**795,152**	**0**	**174,508**	**620,644**	**0**	**0.0 %**
524760	WAI-KAH DIST SYSTEM IMPROVMTS	33,429		33,429			0.0 %
94091	*** WAILUKU KAHULUI DIST SYSTEM IM**	**33,429**	**0**	**33,429**	**0**	**0**	**0.0 %**
536100	IAO WATER TREATMENT FAC REPLCM		15,000,000			15,000,000	100.0 %
96072	*** IAO WTR TREATMENT FAC REPLCMNT**	**0**	**15,000,000**	**0**	**0**	**15,000,000**	**100.0 %**
549380	IAO SOURCE DEVELOPMENT	22,360			22,360		0.0 %
99087	*** IAO SRC/WAIALE-KIHEI PMP/WAIKA**	**22,360**	**0**	**0**	**22,360**	**0**	**0.0 %**
905	**** WATER SUPPLY**	**2,887,992**	**15,000,000**	**207,937**	**2,607,808**	**15,072,247**	**84.3 %**
317504	KAM/HINA AVE TRAFFIC SIGNAL	383,123				383,123	100.0 %
91099	*** State/Fed/Private FY2001/2011**	**383,123**	**0**	**0**	**0**	**383,123**	**100.0 %**

Back to Top

County of Maui
Statement of Appropriations and Expenditures
Capital Improvement Program by District
Fiscal Year Ending 6/30/2016 - as of 9/30/2015

04	Wailuku-Kahului Index * Activity ** Program *** District	Prior Year Encumbrance / Carryover	Amended Budget / Lapses	Year to Date Expended	Current Encumbrance 09/30/2015	Balance Available	% of Budget Available
327030	LONO AVENUE IMPROVEMENTS	26,986			26,986		0.0 %
92018	*** LONO AVENUE IMPROVEMENTS**	**26,986**	**0**	**0**	**26,986**	**0**	**0.0 %**
327501	KAHEKILI HWAY PAVMENT/REHAB	881,599				881,599	100.0 %
327507	LONO AVE PAVEMENT REHABILITATI	132,502			108,162	24,340	18.4 %
92099	*** State/Fed/Private FY2002/2012**	**1,014,101**	**0**	**0**	**108,162**	**905,939**	**89.3 %**
331122	KAM AVE/HINA PVTMNT REHAB	144,423			144,423		0.0 %
93022	*** KAMEHAMEHA/HINA PAVEMENT**	**144,423**	**0**	**0**	**144,423**	**0**	**0.0 %**
331124	WAKEA PVMNT KAAHUMANU/PUUNENE	66,229			66,229		0.0 %
93024	*** WAKEA/KAAHUMANU/PUUNENE PVMNT**	**66,229**	**0**	**0**	**66,229**	**0**	**0.0 %**
331125	KAMEHAMEHA AVE AT KANE ST	19,540			19,540		0.0 %
93025	*** KAMEHAMEHA AT KANE STREET**	**19,540**	**0**	**0**	**19,540**	**0**	**0.0 %**
331242	MILL STREET RETAINING WALL	430,882			430,882		0.0 %
93042	*** MILL STREET RETAINING WALL**	**430,882**	**0**	**0**	**430,882**	**0**	**0.0 %**
337504	KAMEHAMEHA AVE PAVEMENT REHAB	1,522,325			577,690	944,634	62.1 %
337505	KAMEHAMEHA TRFC SIGNAL @ KANE	167,226			78,159	89,067	53.3 %
337515	WAKEA AVE PAVEMENT REHAB	1,060,906			246,775	814,131	76.7 %
93099	*** State/Fed/Private FY2003/2013**	**2,750,457**	**0**	**0**	**902,624**	**1,847,832**	**67.2 %**
345326	WAKEA/KAMEHAMEHA AVE TRAFFIC	35,379			35,379		0.0 %
94026	*** WAKEA/KAMEHAMEHA TRAFFIC SIGN**	**35,379**	**0**	**0**	**35,379**	**0**	**0.0 %**
345327	ONEHEE AVE BIKE PLAN IMPROVE	40,000			40,000		0.0 %
94027	*** ONEHEE AVE BIKE PLAN IMPROVEME**	**40,000**	**0**	**0**	**40,000**	**0**	**0.0 %**
345328	IAO SCHOOL PEDESTRIAN IMPRVT	250,000		250,000			0.0 %
94028	*** IAO SCH PEDESTRIAN IMPROVEMENT**	**250,000**	**0**	**250,000**	**0**	**0**	**0.0 %**

County of Maui
Statement of Appropriations and Expenditures
Capital Improvement Program by District
Fiscal Year Ending 6/30/2016 - as of 9/30/2015

04	Wailuku-Kahului Index * Activity ** Program *** District	Prior Year Encumbrance / Carryover	Amended Budget / Lapses	Year to Date Expended	Current Encumbrance 09/30/2015	Balance Available	% of Budget Available
345247	PAPA AVE PAVEMENT REHABILITATI	453,572		136,251	317,320		0.0 %
94047	*** PAPA AVE PAVEMENT REHAB/PUUNEN**	**453,572**	**0**	**136,251**	**317,320**	**0**	**0.0 %**
345248	WAIALE RD SHOULDER IMPROVEMENT	101,600		13,080	88,520		0.0 %
94048	*** WAIALE RD SHOULDER IMPROVEMENT**	**101,600**	**0**	**13,080**	**88,520**	**0**	**0.0 %**
345217	WAKEA AVE TRAFFIC SIGNALS	48,271			48,271		0.0 %
345249	WAKEA AVE TRAFFIC SIGNALS	4,250			4,250		0.0 %
94049	*** WAKEA AVE TRAFFIC SIGNALS/HINA**	**52,521**	**0**	**0**	**52,521**	**0**	**0.0 %**
345250	WAKEA AVE/WELLS PAVEMENT REHAB	68,894			68,894		0.0 %
94050	*** WAKEA/WELLS ST PAVEMENT REHAB**	**68,894**	**0**	**0**	**68,894**	**0**	**0.0 %**
345401	WAKEA AVE/WELLS ST PAVEMENT RE	442,883			370,354	72,529	16.4 %
345402	WAKEA AVE at HINA TRAFFIC	241,885			211,350	30,534	12.6 %
345403	BALDWIN AVE RESURFACING	473,049		273,678	199,371	1	0.0 %
347520	PAPA AVE PAVEMENT REHABILITATI	694,742			692,913	1,828	0.3 %
94099	*** State/Fed/Private FY94/04/2014**	**1,852,559**	**0**	**273,678**	**1,473,988**	**104,892**	**5.7 %**
356428	WAIKO RD IMPROVEMENTS	400,000				400,000	100.0 %
95028	*** WAIKO ROAD IMPROVEMENTS**	**400,000**	**0**	**0**	**0**	**400,000**	**100.0 %**
356242	HANSEN ROAD IMPROVEMENT	818,235		183,236	634,999		0.0 %
95042	*** HANSEN ROAD IMPROVEMENTS**	**818,235**	**0**	**183,236**	**634,999**	**0**	**0.0 %**
356700	HANSEN RD PAVEMENT RECONS	2,165,753		503,506	1,662,247		0.0 %
356720	LONO AVE PAVEMENT REHAB PH2	187,270			187,270		0.0 %
95099	*** State/Fed/PVT FY95-05-15**	**2,353,023**	**0**	**503,506**	**1,849,517**	**0**	**0.0 %**
367119	KAMEHAMEHA AVE @ MAUI LANI		1,400,000			1,400,000	100.0 %
96019	*** KAMEHAMEHA AVE @ MAUI LANI**	**0**	**1,400,000**	**0**	**0**	**1,400,000**	**100.0 %**
367120	LOWER MAIN ST RESURFACING		150,000			150,000	100.0 %

Back to Top

County of Maui
Statement of Appropriations and Expenditures
Capital Improvement Program by District
Fiscal Year Ending 6/30/2016 - as of 9/30/2015

04	Wailuku-Kahului Index * Activity ** Program *** District	Prior Year Encumbrance / Carryover	Amended Budget / Lapses	Year to Date Expended	Current Encumbrance 09/30/2015	Balance Available	% of Budget Available
96020	*** LOWER MAIN ST RESURFACING**	**0**	**150,000**	**0**	**0**	**150,000**	**100.0 %**
367129	CENTRAL MAUI BIKE/PEDESTRIAN		150,000			150,000	100.0 %
96029	*** CENTRAL MAUI BIKE & PEDESTRIAN**	**0**	**150,000**	**0**	**0**	**150,000**	**100.0 %**
907	**** ROADS**	**11,261,524**	**1,700,000**	**1,359,751**	**6,259,984**	**5,341,786**	**41.2 %**
331152	CENTRAL MAUI LANDFILL (CML)	33,248		21,824	11,424		0.0 %
93052	*** CRTL MAUI LANDFILL IMPROVEMNTS**	**33,248**	**0**	**21,824**	**11,424**	**0**	**0.0 %**
356247	CENTRAL MAUI LF PH VI-A	239,380		8,435	230,945		0.0 %
95047	*** CENTRAL MAUI LANDFILL PH VI-A**	**239,380**	**0**	**8,435**	**230,945**	**0**	**0.0 %**
356478	C MAUI LANDFILL IMPRVMT	1,022,260		166,155	727,105	129,000	12.6 %
95078	*** CENTRAL MAUI LF IMPROVEMENTS**	**1,022,260**	**0**	**166,155**	**727,105**	**129,000**	**12.6 %**
367168	WAIKAPU CLOSED LF REMEDIATIN		300,000			300,000	100.0 %
96068	*** WAIKAPU CLOSED LF REMEDIATION**	**0**	**300,000**	**0**	**0**	**300,000**	**100.0 %**
908	**** SOLID WASTE FACILITIES**	**1,294,888**	**300,000**	**196,414**	**969,474**	**429,000**	**26.9 %**
329007	MALUHIA BEACH LOTS SWR SYSTEM	25,040		1,351	23,689		0.0 %
92044	*** MALUHIA BEACH LOTS SWR SYSTM**	**25,040**	**0**	**1,351**	**23,689**	**0**	**0.0 %**
331162	WAILUKU/KAH WWRF SHORELINE	435,680		433,508	2,172		0.0 %
93062	*** WAILUKU/KAHULUI WWRF SHORELINE**	**435,680**	**0**	**433,508**	**2,172**	**0**	**0.0 %**
345368	HAWAIIAN HOMES FM REPLACEMENT	70,019		17,827	52,192		0.0 %
94068	*** HAWAIIAN HOMES FM REPLACEMENT**	**70,019**	**0**	**17,827**	**52,192**	**0**	**0.0 %**
345369	HOO HUI ANA FM REPLACEMENT	627,100			627,100		0.0 %
94069	*** HOO HUI ANA FM REPLACEMENT**	**627,100**	**0**	**0**	**627,100**	**0**	**0.0 %**
345370	MALUHIA BEACH LO	848,400			848,400		0.0 %

County of Maui
Statement of Appropriations and Expenditures
Capital Improvement Program by District
Fiscal Year Ending 6/30/2016 - as of 9/30/2015

04	Wailuku-Kahului Index * Activity ** Program *** District	Prior Year Encumbrance / Carryover	Amended Budget / Lapses	Year to Date Expended	Current Encumbrance 09/30/2015	Balance Available	% of Budget Available
94070	*** MALUHIA BEACH LOTS SEWER SYSTE**	**848,400**	**0**	**0**	**848,400**	**0**	**0.0 %**
345371	WAIEHU WW PUMP STN MODIFICATIO	1,981,363		288,038	1,693,325		0.0 %
94071	*** WAIEHU WW PUMP STN MODIFICATIO**	**1,981,363**	**0**	**288,038**	**1,693,325**	**0**	**0.0 %**
356463	EPA CONSENT DECREE SEWER REHAB	491,880		29,818	200,000	262,062	53.3 %
95063	*** EPA CONSENT DECREE SEWER REHAB**	**491,880**	**0**	**29,818**	**200,000**	**262,062**	**53.3 %**
356481	WAIEHU WWPS FM REPLACEMENT	1,300,000				1,300,000	100.0 %
95081	*** WAIEHU WWPS FM REPLACEMENT**	**1,300,000**	**0**	**0**	**0**	**1,300,000**	**100.0 %**
367155	EPA CONSENT DECREE SEWER REHAB		750,000			750,000	100.0 %
96055	*** EPA CONSENT DECREE SEWER REHAB**	**0**	**750,000**	**0**	**0**	**750,000**	**100.0 %**
367171	HAWAIIAN HOMES FM REPLCMNT		2,240,000			2,240,000	100.0 %
96071	*** HAWAIIAN HOMES FM REPLACEMENT**	**0**	**2,240,000**	**0**	**0**	**2,240,000**	**100.0 %**
909	**** WASTEWATER FACILITIES**	**5,779,482**	**2,990,000**	**770,542**	**3,446,878**	**4,552,062**	**51.9 %**
District * Wailuku-Kahului**		**24,830,866**	**28,150,304**	**3,192,461**	**14,464,116**	**35,324,589**	**66.7 %**

Back to Top

County of Maui
Statement of Appropriations and Expenditures
Capital Improvement Program by District
Fiscal Year Ending 6/30/2016 - as of 9/30/2015

05	Kihei-Makena Index * Activity ** Program *** District	Prior Year Encumbrance / Carryover	Amended Budget / Lapses	Year to Date Expended	Current Encumbrance 09/30/2015	Balance Available	% of Budget Available
331244	HAUOLI ST DRAINAGE IMPRVMNT	1,499,997		154,590	1,345,407		0.0 %
93044	*** HAUOLI ST DRAINAGE IMPROVEMNT**	**1,499,997**	**0**	**154,590**	**1,345,407**	**0**	**0.0 %**
357010	KIHEI DRAINAGE MASTER PLAN	19,556		12,000	7,556		0.0 %
95000	*** FY2005/1995 CIP projects**	**19,556**	**0**	**12,000**	**7,556**	**0**	**0.0 %**
391001	HAUOLI ST DRAINAGE IMPROVMNTS	46,240			46,240		0.0 %
99028	*** HAUOLI ST DRAINAGE IMPROVMNTS**	**46,240**	**0**	**0**	**46,240**	**0**	**0.0 %**
901	**** DRAINAGE**	**1,565,793**	**0**	**166,590**	**1,399,203**	**0**	**0.0 %**
331253	KIHEI POLICE STATION	86,392			86,392		0.0 %
93093	*** KIHEI POLICE STATION**	**86,392**	**0**	**0**	**86,392**	**0**	**0.0 %**
345313	DMVL KIHEI SATELLITE OFF EXP	4,824			4,824		0.0 %
94013	*** DMVL KIHEI SATELLITE OFFICE EX**	**4,824**	**0**	**0**	**4,824**	**0**	**0.0 %**
383200	KIHEI POLICE STATION	75,650			75,650		0.0 %
98072	*** Kihei police station**	**75,650**	**0**	**0**	**75,650**	**0**	**0.0 %**
903	**** GOVERNMENT FACILITIES**	**166,866**	**0**	**0**	**166,866**	**0**	**0.0 %**
331156	S MAUI COMMUNITY PARK	100,462		40,649	59,814		0.0 %
93056	*** SO MAUI COMMUNITY PARK**	**100,462**	**0**	**40,649**	**59,814**	**0**	**0.0 %**
345314	KENOLIO BLDG RENOVATION	5,704			5,704		0.0 %
94014	*** KENOLIO BUILDING RENOVATION**	**5,704**	**0**	**0**	**5,704**	**0**	**0.0 %**
356416	SOUTH MAUI PARKS SYSTEM	619,304		173,649	154,701	290,954	47.0 %
95016	*** SOUTH MAUI PARKS SYSTEM**	**619,304**	**0**	**173,649**	**154,701**	**290,954**	**47.0 %**
356248	SO MAUI COMMUNITY PARK		449,843		449,843		0.0 %
95048	*** SOUTH MAUI COMMUNITY PARK**	**0**	**449,843**	**0**	**449,843**	**0**	**0.0 %**

County of Maui
Statement of Appropriations and Expenditures
Capital Improvement Program by District
Fiscal Year Ending 6/30/2016 - as of 9/30/2015

05	Kihei-Makena Index * Activity ** Program *** District	Prior Year Encumbrance / Carryover	Amended Budget / Lapses	Year to Date Expended	Current Encumbrance 09/30/2015	Balance Available	% of Budget Available
367107	SOUTH MAUI PARKS SYSTEM		885,000			885,000	100.0 %
96007	*** SOUTH MAUI PARKS SYSTEM**	**0**	**885,000**	**0**	**0**	**885,000**	**100.0 %**
367108	WAIPUILANI PARK IRRIGATION		800,000		166,000	634,000	79.2 %
96008	*** WAIPUILANI PARK IRRIGATION**	**0**	**800,000**	**0**	**166,000**	**634,000**	**79.2 %**
904	**** PARKS & RECREATION**	**725,470**	**2,134,843**	**214,298**	**836,062**	**1,809,954**	**63.3 %**
521540	BOOSTER PMP/MTR	30,335		5,513	24,822		0.0 %
91065	*** Kihei-Makena distrbtn sys impr**	**30,335**	**0**	**5,513**	**24,822**	**0**	**0.0 %**
533150	MAUI MEADOWS BOOST PUMP 18 IMP	1,100,000			1,100,000		0.0 %
93079	*** MAUI MEADOWS BOOSTER PUMP #8**	**1,100,000**	**0**	**0**	**1,100,000**	**0**	**0.0 %**
905	**** WATER SUPPLY**	**1,130,335**	**0**	**5,513**	**1,124,822**	**0**	**0.0 %**
317030	KULANIHAKOI BRIDGE REPLACEMNT	231,667		3,231	228,436		0.0 %
91011	*** Kulanihakoi bridge replcmnt**	**231,667**	**0**	**3,231**	**228,436**	**0**	**0.0 %**
327036	KIHEI GREENWAY IMPROVEMNTS	75,104		75,104			0.0 %
92026	*** KIHEI GREENWAY IMPROVEMENTS**	**75,104**	**0**	**75,104**	**0**	**0**	**0.0 %**
331127	S KIHEI RD PAVEMENT REHAB	26,100			26,100		0.0 %
93027	*** SO KIHEI RD PVMNT REHAB**	**26,100**	**0**	**0**	**26,100**	**0**	**0.0 %**
331129	S KIHEI RD TRAFFIC SIGNAL MOD	18,015			18,015		0.0 %
93029	*** SO KIHEI RD TRAFFIC SIGNAL**	**18,015**	**0**	**0**	**18,015**	**0**	**0.0 %**
345330	SO KIHEI SIDEWALK/BOAT RAMP/KI	249,232		182,232	67,000		0.0 %
94030	*** S KIHEI SIDEWK/BOAT RAMP/KILOH**	**249,232**	**0**	**182,232**	**67,000**	**0**	**0.0 %**
345331	NORTH SO COLLECTOR RD/NAMAUU	238,140		15,610	222,530		0.0 %
94031	*** NORTH SOUTH COLLECTOR ROAD**	**238,140**	**0**	**15,610**	**222,530**	**0**	**0.0 %**

Back to Top

County of Maui
Statement of Appropriations and Expenditures
Capital Improvement Program by District
Fiscal Year Ending 6/30/2016 - as of 9/30/2015

05	Kihei-Makena Index * Activity ** Program *** District	Prior Year Encumbrance / Carryover	Amended Budget / Lapses	Year to Date Expended	Current Encumbrance 09/30/2015	Balance Available	% of Budget Available
345400	SO KIHEI RD PAVEMENT REHAB	144,866			144,866		0.0 %
347501	KIHEI BIKEWAY-PIILANI NORTH	381,890		(15,241)		397,131	104.0 %
94099	*** State/Fed/Private FY94/04/2014**	**526,756**	**0**	**(15,241)**	**144,866**	**397,131**	**75.4 %**
356249	WAILEA ALANUI/IKE DR PAVEMENT	1,466,014			1,466,014		0.0 %
95049	*** WAILEA ALANUI/IKE DR PVMNT IM**	**1,466,014**	**0**	**0**	**1,466,014**	**0**	**0.0 %**
356760	WAILEA ALANUI/IKE DR PAVEMENT	5,346,413			5,346,413		0.0 %
95099	*** State/Fed/PVT FY95-05-15**	**5,346,413**	**0**	**0**	**5,346,413**	**0**	**0.0 %**
367121	S KIHEI RD IMPRV PH 4		100,000			100,000	100.0 %
96021	*** S KIHEI RD IMPRV PHASE IV**	**0**	**100,000**	**0**	**0**	**100,000**	**100.0 %**
367130	KIHEI BIKEWAY PH2		353,469	2,498		350,971	99.3 %
96030	*** KIHEI BIKEWAY, PH2**	**0**	**353,469**	**2,498**	**0**	**350,971**	**99.3 %**
367577	NORTH SO COLLECTOR RD		246,378			246,378	100.0 %
367579	KIHEI BIKEWAY PHASE 2		46,531			46,531	100.0 %
369501	KIHEI BIKEWAY PHASE 2		2,082,617			2,082,617	100.0 %
96099	*** State/FED/PVT FY96 FY06 FY16**	**0**	**2,375,526**	**0**	**0**	**2,375,526**	**100.0 %**
907	**** ROADS**	**8,177,441**	**2,828,995**	**263,434**	**7,519,374**	**3,223,628**	**29.3 %**
329010	KIHEI FORCE MAIN#10 REPLMNT	30,814			30,814		0.0 %
92047	*** KIHEI FORCE MAIN#10 REPLACEMNT**	**30,814**	**0**	**0**	**30,814**	**0**	**0.0 %**
331164	S MAUI RECYCLED WTR DIST SYS	55,635	(28,800)	26,835			0.0 %
93064	*** SO MAUI RECYCLED WTR DISTRIBUT**	**55,635**	**(28,800)**	**26,835**	**0**	**0**	**0.0 %**
345372	KIHEI FM #16 REPLACEMENT	479,849		30,079	449,770		0.0 %
94072	*** KIHEI FM #16 REPLACEMENT**	**479,849**	**0**	**30,079**	**449,770**	**0**	**0.0 %**
345387	KIHEI WWPS #10 FM REPLACEMENT	1,403,840			1,403,840		0.0 %

County of Maui
Statement of Appropriations and Expenditures
Capital Improvement Program by District
Fiscal Year Ending 6/30/2016 - as of 9/30/2015

05	Kihei-Makena Index * Activity ** Program *** District	Prior Year Encumbrance / Carryover	Amended Budget / Lapses	Year to Date Expended	Current Encumbrance 09/30/2015	Balance Available	% of Budget Available
94087	*** KIHEI WW PUMP #10 FM REPLACEME**	**1,403,840**	**0**	**0**	**1,403,840**	**0**	**0.0 %**
356464	LILOA DR RECYCLED WATER	100,000		25,280	74,720		0.0 %
95064	*** LILOA DR RECYCLED WATER LINE**	**100,000**	**0**	**25,280**	**74,720**	**0**	**0.0 %**
356465	SO MAUI RECYCLED WATER	300,000				300,000	100.0 %
95065	*** SO MAUI RECYCLED WATER SYSTEM**	**300,000**	**0**	**0**	**0**	**300,000**	**100.0 %**
356482	S MAUI RECYCLED WTR DIST SYS	79,740		61,084	18,626	30	0.0 %
95082	*** SO MAUI RECYCLED WATER DISTRIB**	**79,740**	**0**	**61,084**	**18,626**	**30**	**0.0 %**
367173	KIHEI #16 PS REHAB/FM REPLC		4,400,000			4,400,000	100.0 %
96073	*** KIHEI #16 PS REHAB/FM REPLCMNT**	**0**	**4,400,000**	**0**	**0**	**4,400,000**	**100.0 %**
909	**** WASTEWATER FACILITIES**	**2,449,878**	**4,371,200**	**143,278**	**1,977,770**	**4,700,030**	**68.9 %**
District * Kihei-Makena**		**14,215,783**	**9,335,038**	**793,113**	**13,024,097**	**9,733,612**	**41.3 %**

Back to Top

County of Maui
Statement of Appropriations and Expenditures
Capital Improvement Program by District
Fiscal Year Ending 6/30/2016 - as of 9/30/2015

06	West Maui Index * Activity ** Program *** District	Prior Year Encumbrance / Carryover	Amended Budget / Lapses	Year to Date Expended	Current Encumbrance 09/30/2015	Balance Available	% of Budget Available
301200	LAHAINA WATERSHD FLOOD CONTRL	137,348			137,348		0.0 %
90149	*** Lahaina watershed flood contrl**	**137,348**	**0**	**0**	**137,348**	**0**	**0.0 %**
317506	LAHAINA WATERSHED PROJ DIVERSI	67,665			54,745	12,919	19.1 %
91099	*** State/Fed/Private FY2001/2011**	**67,665**	**0**	**0**	**54,745**	**12,919**	**19.1 %**
321213	LAHAINA WATERSHED FLOOD CTRL	325,972		12,494	313,479		0.0 %
92033	*** LAHAINA WATERSHED FLOOD CONTRL**	**325,972**	**0**	**12,494**	**313,479**	**0**	**0.0 %**
331247	LAHAINA WATERSHED FLD CONTROL	31,275			31,275		0.0 %
93047	*** LAHAINA WATERSHED FLD CONTROL**	**31,275**	**0**	**0**	**31,275**	**0**	**0.0 %**
337506	LAH WATERSHED PROJ DIV PH 3A	823,742			421,588	402,153	48.8 %
93099	*** State/Fed/Private FY2003/2013**	**823,742**	**0**	**0**	**421,588**	**402,153**	**48.8 %**
345212	LAHAINA WATERSHED FLOOD CTRL	10,380		3,387	6,993		0.0 %
94054	*** LAHAINA WATERSHED FLOOD CNTRL**	**10,380**	**0**	**3,387**	**6,993**	**0**	**0.0 %**
356250	LAHAINA WATERSHED FLD CTRL	5,151	213,264	2,100	216,315		0.0 %
95050	*** LAHAINA WATERSHED FLD CONTROL**	**5,151**	**213,264**	**2,100**	**216,315**	**0**	**0.0 %**
356251	L HONOAPIILANI RD RETAINING		262,474		262,474		0.0 %
95051	*** L HONOAPIILANI RD RET'G W&DRAI**	**0**	**262,474**	**0**	**262,474**	**0**	**0.0 %**
356252	NAPILI 4/5 CULVERT		300,000	36,819	263,181		0.0 %
95052	*** NAPILI 4/5 CULVERT/L HONO RD**	**0**	**300,000**	**36,819**	**263,181**	**0**	**0.0 %**
901	**** DRAINAGE**	**1,401,533**	**775,738**	**54,800**	**1,707,398**	**415,072**	**19.1 %**
331109	WAHIKULI BCH PARK PAVILION	13,411			13,411		0.0 %
93009	*** WAHIKULI BEACH PARK PAVILION**	**13,411**	**0**	**0**	**13,411**	**0**	**0.0 %**
345315	LAHAINA CIVIC CENTER	166,126			166,126		0.0 %

County of Maui
Statement of Appropriations and Expenditures
Capital Improvement Program by District
Fiscal Year Ending 6/30/2016 - as of 9/30/2015

06	West Maui Index * Activity ** Program *** District	Prior Year Encumbrance / Carryover	Amended Budget / Lapses	Year to Date Expended	Current Encumbrance 09/30/2015	Balance Available	% of Budget Available
94015	*** LAHAINA CIVIC CTR IMPROVEMENTS**	**166,126**	**0**	**0**	**166,126**	**0**	**0.0 %**
345365	LAHAINA REC CTR BALLFLD LITES				177,600	(177,600)	-
94065	*** LAHAINA REC CTR BALLFIELD LTS**	**0**	**0**	**0**	**177,600**	**(177,600)**	**- -**
345103	LAHAINA CC TENNIS COMPLEX	288,707		210,329	78,378		0.0 %
94103	*** LAHAINA CC TENNIS COMPLEX**	**288,707**	**0**	**210,329**	**78,378**	**0**	**0.0 %**
345207	MOKUHINIA ECOSYSTEM/RESTORATN	172,815		40,404	132,411		0.0 %
94107	*** MOKUHINIA ECOSYSTEM/RESTORATN**	**172,815**	**0**	**40,404**	**132,411**	**0**	**0.0 %**
356462	WEST MAUI PARKS SYSTEM	800,000		35,817	248,001	516,182	64.5 %
95062	*** WEST MAUI PARKS SYSTEM**	**800,000**	**0**	**35,817**	**248,001**	**516,182**	**64.5 %**
356560	MOKUHINIA ECOSYSTEM RESTO	50,000				50,000	100.0 %
95094	*** MOKUHINIA ECOSYSTEM RESTO SYS**	**50,000**	**0**	**0**	**0**	**50,000**	**100.0 %**
367109	WEST MAUI PARKS SYSTEM		225,000			225,000	100.0 %
96009	*** WEST MAUI PARKS SYSTEM**	**0**	**225,000**	**0**	**0**	**225,000**	**100.0 %**
367154	WEST MAUI PARKS SYSTEM		480,000			480,000	100.0 %
96054	*** WEST MAUI PARKS SYSTEM**	**0**	**480,000**	**0**	**0**	**480,000**	**100.0 %**
904	**** PARKS & RECREATION**	**1,491,059**	**705,000**	**286,550**	**815,927**	**1,093,582**	**49.8 %**
541210	WEST MAUI SOURCE DEVELOPMENTS	131,898			131,898		0.0 %
91060	*** West Maui srce/trmnt plnt impr**	**131,898**	**0**	**0**	**131,898**	**0**	**0.0 %**
542320	WEST MAUI SOURCE IMPROVEMENTS	50,008			50,008		0.0 %
92078	*** WEST MAUI SOURCE IMPROVEMENTS**	**50,008**	**0**	**0**	**50,008**	**0**	**0.0 %**
543140	WEST MAUI SOURCE IMPROVEMENTS	935,550			935,550		0.0 %

Back to Top

County of Maui
Statement of Appropriations and Expenditures
Capital Improvement Program by District
Fiscal Year Ending 6/30/2016 - as of 9/30/2015

06	West Maui Index * Activity ** Program *** District	Prior Year Encumbrance / Carryover	Amended Budget / Lapses	Year to Date Expended	Current Encumbrance 09/30/2015	Balance Available	% of Budget Available
93082	*** W MAUI SOURCE IMPROVEMENTS**	**935,550**	**0**	**0**	**935,550**	**0**	**0.0 %**
524850	WEST MAUI DIST SYSTEM IMPROVMT	163,785			163,785		0.0 %
94101	*** WEST MAUI DIST SYSTEM IMPRVMT**	**163,785**	**0**	**0**	**163,785**	**0**	**0.0 %**
535040	HONOKAHUA WELL C EXPLORATORY	2,000,000				2,000,000	100.0 %
95083	*** WM RELIABLE CAPACITY-HONOKAHUA**	**2,000,000**	**0**	**0**	**0**	**2,000,000**	**100.0 %**
545150	WEST MAUI RELIABLE CAPACITY	250,000				250,000	100.0 %
95085	*** WEST MAUI RELIABLE CAPACITY**	**250,000**	**0**	**0**	**0**	**250,000**	**100.0 %**
905	**** WATER SUPPLY**	**3,531,241**	**0**	**0**	**1,281,241**	**2,250,000**	**63.7 %**
307027	SHAW ST SIDEWALK/WAINEE ST	71,407		35,456	35,951		0.0 %
90126	*** Shaw st/Wainee st to Hpiilani**	**71,407**	**0**	**35,456**	**35,951**	**0**	**0.0 %**
356429	FRONT ST BREAKWALL REPAIR	150,000			74,411	75,589	50.4 %
95029	*** FRONT ST BREAKWELL REPAIR**	**150,000**	**0**	**0**	**74,411**	**75,589**	**50.4 %**
356430	FRONT ST DECK&RAIL REPAIR	250,000			124,019	125,981	50.4 %
95030	*** FRONT ST DECK & RAIL REPAIR**	**250,000**	**0**	**0**	**124,019**	**125,981**	**50.4 %**
356575	L HONOAPIILANI MTV GRANT	715,000				715,000	100.0 %
95099	*** State/Fed/PVT FY95-05-15**	**715,000**	**0**	**0**	**0**	**715,000**	**100.0 %**
367575	WM ROADWAY IMPRV SVO GRANT		1,700,000			1,700,000	100.0 %
96099	*** State/FED/PVT FY96 FY06 FY16**	**0**	**1,700,000**	**0**	**0**	**1,700,000**	**100.0 %**
907	**** ROADS**	**1,186,407**	**1,700,000**	**35,456**	**234,381**	**2,616,570**	**90.7 %**
367169	OLOWALU CLOSED LF REMEDIATIN		300,000			300,000	100.0 %
96069	*** OLOWALU CLSD LF REMEDIATION**	**0**	**300,000**	**0**	**0**	**300,000**	**100.0 %**

County of Maui
Statement of Appropriations and Expenditures
Capital Improvement Program by District
Fiscal Year Ending 6/30/2016 - as of 9/30/2015

06	West Maui Index * Activity ** Program *** District	Prior Year Encumbrance / Carryover	Amended Budget / Lapses	Year to Date Expended	Current Encumbrance 09/30/2015	Balance Available	% of Budget Available
908	**** SOLID WASTE FACILITIES**	**0**	**300,000**	**0**	**0**	**300,000**	**100.0 %**
329015	LAHAINA FORCE MAIN#7 REPLCMNT	3,277			3,277		0.0 %
92052	*** LAHAINA FORCE MAIN#7 REPLACMNT**	**3,277**	**0**	**0**	**3,277**	**0**	**0.0 %**
331166	LAHAINA FORCE MAIN #4 REPLCMN	218,430			218,430		0.0 %
93066	*** LAHAINA FM #4 REPLACEMENT**	**218,430**	**0**	**0**	**218,430**	**0**	**0.0 %**
331168	LAHAINA WWRF ODOR CONTROL	162,742			162,742		0.0 %
93068	*** LAHAINA WWRF ODOR CONTROL**	**162,742**	**0**	**0**	**162,742**	**0**	**0.0 %**
331180	LAHAINA WW PUMP STATION #2	2,120,033		661,006	1,459,026		0.0 %
93080	*** LAHAINA WW PUMP STATION#2**	**2,120,033**	**0**	**661,006**	**1,459,026**	**0**	**0.0 %**
345374	KAANAPALI RESORT R-1 WATER DIS	668,640			668,640		0.0 %
94074	*** KAANAPALI RESORT R-1 H20 DIST**	**668,640**	**0**	**0**	**668,640**	**0**	**0.0 %**
345375	KAANAPALI WWPS MODIFICATIONS	1,000,000		180,136	819,864		0.0 %
94075	*** KAANAPALI WW PUMP STN MODIFICA**	**1,000,000**	**0**	**180,136**	**819,864**	**0**	**0.0 %**
345377	W MAUI RECYC'D WATER SYS EXP	49,675			49,675		0.0 %
94077	*** WEST MAUI RECYCLED H20 SYS EXP**	**49,675**	**0**	**0**	**49,675**	**0**	**0.0 %**
356466	HONOAPIILANI RECYCLED WATER LA	350,000				350,000	100.0 %
95066	*** HONOAPIILANI HWY RECYCLED WATE**	**350,000**	**0**	**0**	**0**	**350,000**	**100.0 %**
356467	LAHAINA WWRF CONCRETE	307,922		92,565	141,459	73,898	24.0 %
95067	*** LAHAINA WWRF CONCRETE REHAB**	**307,922**	**0**	**92,565**	**141,459**	**73,898**	**24.0 %**
356468	LAHAINA WWRF MODIFICATN	2,000,000				2,000,000	100.0 %
95068	*** LAHAINA WWRF MODIFICATIONS**	**2,000,000**	**0**	**0**	**0**	**2,000,000**	**100.0 %**
356469	LAHAINA WWRF ODOR CTRL	4,000,000				4,000,000	100.0 %

Back to Top

County of Maui
Statement of Appropriations and Expenditures
Capital Improvement Program by District
Fiscal Year Ending 6/30/2016 - as of 9/30/2015

06	West Maui Index * Activity ** Program *** District	Prior Year Encumbrance / Carryover	Amended Budget / Lapses	Year to Date Expended	Current Encumbrance 09/30/2015	Balance Available	% of Budget Available
95069	*** LAHAINA WWRF ODOR CONTROL**	**4,000,000**	**0**	**0**	**0**	**4,000,000**	**100.0 %**
356470	NAPILI #5&6 FM REPLACEMENTS	300,000			300,000		0.0 %
95070	*** NAPILI NO. 5/6 FM REPLACEMENTS**	**300,000**	**0**	**0**	**300,000**	**0**	**0.0 %**
356471	NAPILI WWPS #1-6 MODIFC	500,000			492,000	8,000	1.6 %
95071	*** NAPILI WW PUMP STN1-6 MODIFCTN**	**500,000**	**0**	**0**	**492,000**	**8,000**	**1.6 %**
356472	SHERATON WW LIFT STN MOD	25,000		6,250	18,750		0.0 %
95072	*** SHERATON WW LIFT STN MODIFICTN**	**25,000**	**0**	**6,250**	**18,750**	**0**	**0.0 %**
369201	LAHAINA WWRF MODFCTN STAGE 1A	582,521			582,521		0.0 %
96000	*** FY2006/1996 CIP Projects**	**582,521**	**0**	**0**	**582,521**	**0**	**0.0 %**
367156	EPA CONSENT DECREE SEWER REHAB		1,000,000			1,000,000	100.0 %
96056	*** W MAUI EPA CONSENT DCR SEWER**	**0**	**1,000,000**	**0**	**0**	**1,000,000**	**100.0 %**
367157	LAHAINA WWPS #3 MODI		1,600,000			1,600,000	100.0 %
96057	*** LAHAINA WWPS #3 MODIFICATIONS**	**0**	**1,600,000**	**0**	**0**	**1,600,000**	**100.0 %**
367158	NAPILI WWPS #5 MODI		120,000			120,000	100.0 %
96058	*** NAPILI WWPS #5 MODIFICATIONS**	**0**	**120,000**	**0**	**0**	**120,000**	**100.0 %**
367159	NAPILI WWPS #6 MODI		120,000			120,000	100.0 %
96059	*** NAPILI WWPS #6 MODIFICATIONS**	**0**	**120,000**	**0**	**0**	**120,000**	**100.0 %**
367160	SHERATON WW LIFT MODI		80,000			80,000	100.0 %
96060	*** SHERATON WWLIFT STN MODIFICAT**	**0**	**80,000**	**0**	**0**	**80,000**	**100.0 %**
367161	W MAUI RECYCLED WTR SYS		1,360,000			1,360,000	100.0 %
96061	*** W MAUI RECYCLED WATER S EXP**	**0**	**1,360,000**	**0**	**0**	**1,360,000**	**100.0 %**
367174	LAHAINA WWRF MOD ST 1A		12,500,000			12,500,000	100.0 %

County of Maui
Statement of Appropriations and Expenditures
Capital Improvement Program by District
Fiscal Year Ending 6/30/2016 - as of 9/30/2015

06	West Maui Index * Activity ** Program *** District	Prior Year Encumbrance / Carryover	Amended Budget / Lapses	Year to Date Expended	Current Encumbrance 09/30/2015	Balance Available	% of Budget Available
96074	* LAHAINA WWRF MODI STAGE 1A	0	12,500,000	0	0	12,500,000	100.0 %
909	** WASTEWATER FACILITIES	12,288,240	16,780,000	939,957	4,916,384	23,211,898	79.9 %
District *** West Maui		19,898,480	20,260,738	1,316,763	8,955,331	29,887,122	74.4 %

Back to Top

County of Maui
Statement of Appropriations and Expenditures
Capital Improvement Program by District
Fiscal Year Ending 6/30/2016 - as of 9/30/2015

07	Lanai Index * Activity ** Program *** District	Prior Year Encumbrance / Carryover	Amended Budget / Lapses	Year to Date Expended	Current Encumbrance 09/30/2015	Balance Available	% of Budget Available
367110	LANAI FIRE STN IMPRVMNT		10,000			10,000	100.0 %
96010	*** LANAI FIRE STN IMPRVMNTS**	**0**	**10,000**	**0**	**0**	**10,000**	**100.0 %**
903	**** GOVERNMENT FACILITIES**	**0**	**10,000**	**0**	**0**	**10,000**	**100.0 %**
345317	LANAI SKATEBOARD PARK	11,820			11,820		0.0 %
94017	*** LANAI SKATEBOARD PARK**	**11,820**	**0**	**0**	**11,820**	**0**	**0.0 %**
356417	LANAI PARKS SYSTEM	126,565		21,875	59,114	45,575	36.0 %
95017	*** LANAI PARKS SYSTEM**	**126,565**	**0**	**21,875**	**59,114**	**45,575**	**36.0 %**
367111	LANAI PARKS SYSTEM		262,500			262,500	100.0 %
96011	*** LANAI PARKS SYSTEM**	**0**	**262,500**	**0**	**0**	**262,500**	**100.0 %**
904	**** PARKS & RECREATION**	**138,385**	**262,500**	**21,875**	**70,934**	**308,075**	**76.8 %**
District * Lanai**		**138,385**	**272,500**	**21,875**	**70,934**	**318,075**	**77.4 %**

County of Maui
Statement of Appropriations and Expenditures
Capital Improvement Program by District
Fiscal Year Ending 6/30/2016 - as of 9/30/2015

08	Molokai Index * Activity ** Program *** District	Prior Year Encumbrance / Carryover	Amended Budget / Lapses	Year to Date Expended	Current Encumbrance 09/30/2015	Balance Available	% of Budget Available
331112	KAUNAKAKAI LEVEE CERTIFICATION	55,989		55,989			0.0 %
93012	*** KAUNAKAKAI LEVEE CERTIFICATION**	**55,989**	**0**	**55,989**	**0**	**0**	**0.0 %**
367201	K'KAI DRAINAGE IMPROVEMENT SYS	27,617	(27,617)				-
96000	*** FY2006/1996 CIP Projects**	**27,617**	**(27,617)**	**0**	**0**	**0**	**- -**
371202	K'KAKAI DRAINAGE IMPRVMNT SYS	2,000,000	(2,000,000)				-
97074	*** KAUNAKAKAI DRAINAGE IMPR SYSTM**	**2,000,000**	**(2,000,000)**	**0**	**0**	**0**	**- -**
901	**** DRAINAGE**	**2,083,606**	**(2,027,617)**	**55,989**	**0**	**0**	**0.0 %**
331114	KAUNAKAKAI POLICE STN RENOVA	15,395			15,395		0.0 %
93014	*** KAUNAKAKAI POLICE STN RENO**	**15,395**	**0**	**0**	**15,395**	**0**	**0.0 %**
356459	MOLOKAI BASEYARD DESIGN&C	3,500,000		61,469	351,683	3,086,848	88.2 %
95059	*** MOLOKAI BASEYARD**	**3,500,000**	**0**	**61,469**	**351,683**	**3,086,848**	**88.2 %**
903	**** GOVERNMENT FACILITIES**	**3,515,395**	**0**	**61,469**	**367,078**	**3,086,848**	**87.8 %**
324029	DUKE MALIU PARKING DESIGN	751			751		0.0 %
92005	*** DUKE MALIU PARKING DESIGN**	**751**	**0**	**0**	**751**	**0**	**0.0 %**
331113	DUKE MALIU PARK IMPROVEMENTS	3,746			3,746		0.0 %
331181	DUKE MALIU BALLFLD LIGHT REPLC	4,372			4,372		0.0 %
93013	*** DUKE MALIU PARK IMPROVEMENTS**	**8,118**	**0**	**0**	**8,118**	**0**	**0.0 %**
356418	MOLOKAI PARKS SYSTEM	228,164		28,656	118,504	81,004	35.5 %
95018	*** MOLOKAI PARKS SYSTEM**	**228,164**	**0**	**28,656**	**118,504**	**81,004**	**35.5 %**
356419	DUKE MALIU BALLFLD LIGHT	49,511			43,511	6,000	12.1 %
95019	*** DUKE MALIU BALLFLD LIGHT'G REP**	**49,511**	**0**	**0**	**43,511**	**6,000**	**12.1 %**
367112	MOLOKAI PARKS SYSTEM		273,750		30,445	243,305	88.9 %

Back to Top

County of Maui
Statement of Appropriations and Expenditures
Capital Improvement Program by District
Fiscal Year Ending 6/30/2016 - as of 9/30/2015

08	Molokai Index * Activity ** Program *** District	Prior Year Encumbrance / Carryover	Amended Budget / Lapses	Year to Date Expended	Current Encumbrance 09/30/2015	Balance Available	% of Budget Available
96012	*** MOLOKAI PARKS SYSTEM**	**0**	**273,750**	**0**	**30,445**	**243,305**	**88.9 %**
904	**** PARKS & RECREATION**	**286,544**	**273,750**	**28,656**	**201,329**	**330,309**	**59.0 %**
524780	MOLOKAI DISTRIB SYST IMPRVMTS	2,605		920	1,685		0.0 %
94093	*** MOLOKAI DIST SYSTEM IMPROVEMEN**	**2,605**	**0**	**920**	**1,685**	**0**	**0.0 %**
524790	MOLOKAI SOURCE IMPROVEMENTS	279,190		4,000	275,190		0.0 %
94094	*** MOLOKAI SOURCE IMPROVEMENTS**	**279,190**	**0**	**4,000**	**275,190**	**0**	**0.0 %**
905	**** WATER SUPPLY**	**281,795**	**0**	**4,920**	**276,875**	**0**	**0.0 %**
345213	MOLOKAI LDFILL CELL#4 CONSTRUC	80,574		23,355	57,219		0.0 %
94059	*** MOLOKAI LANDFILL CELL#4 CONSTR**	**80,574**	**0**	**23,355**	**57,219**	**0**	**0.0 %**
367170	KALAMAULA CLOSED LF REMEDIATIN		400,000			400,000	100.0 %
96070	*** KALAMAULA CLSD LF REMEDIATION**	**0**	**400,000**	**0**	**0**	**400,000**	**100.0 %**
908	**** SOLID WASTE FACILITIES**	**80,574**	**400,000**	**23,355**	**57,219**	**400,000**	**83.2 %**
District * Molokai**		**6,247,914**	**(1,353,867)**	**174,389**	**902,501**	**3,817,157**	**78.0 %**

County of Maui
Statement of Appropriations and Expenditures
Capital Improvement Program by District
Fiscal Year Ending 6/30/2016 - as of 9/30/2015

09	Countywide Index * Activity ** Program *** District	Prior Year Encumbrance / Carryover	Amended Budget / Lapses	Year to Date Expended	Current Encumbrance 09/30/2015	Balance Available	% of Budget Available
301029	CW DRAINAGE IMPROVEMENTS	4,450			4,450		0.0 %
90128	*** CW drainage improvmnts**	**4,450**	**0**	**0**	**4,450**	**0**	**0.0 %**
321203	CW DRAINAGE IMPROVEMENTS	692,840		16,658	676,182		0.0 %
92037	*** CW DRAINAGE IMPROVEMENTS**	**692,840**	**0**	**16,658**	**676,182**	**0**	**0.0 %**
331249	CW DRAINAGE IMPROVEMENTS	371,896	(6,831)	47,838	317,226		0.0 %
93049	*** CW DRAINAGE IMPROVEMENTS**	**371,896**	**(6,831)**	**47,838**	**317,226**	**0**	**0.0 %**
345319	CW DRAINAGE IMPROVEMENTS	154,222			154,222		0.0 %
345389	PAPA AVE DRAINAGE IMPROVEMENTS	36,385			36,385		0.0 %
94019	*** CW DRAINAGE IMPROVEMENTS**	**190,607**	**0**	**0**	**190,607**	**0**	**0.0 %**
356450	CW MUNI SEP-MS4 PERMIT/SWMP	89,355		65,977	23,378		0.0 %
95020	*** CW MUNI SEPARATE STORM WAT SEW**	**89,355**	**0**	**65,977**	**23,378**	**0**	**0.0 %**
356256	CW DRAINAGE IMPROVEMENTS		131,786			131,786	100.0 %
356261	CW DRAINAGE-KALUANUI RD	127,911		7,595	120,316		0.0 %
356263	CW DRAINAGE-MAKENA ALANUI	163,924			163,924		0.0 %
356265	CW DRAINAGE-MS4 PERMIT/SWMP	123,969			123,969		0.0 %
356266	CW DRAINAGE-KAUNAKAKAI	115,068		29,413	85,655		0.0 %
356267	CW DRAINAGE-HAIKU RD CULVERT	56,100			56,100		0.0 %
356272	CW DRAINAGE-KAHEKILI HWY	66,800			66,800		0.0 %
356273	CW DRAINAGE-S KIHEI CULVERT	238,000			238,000		0.0 %
95056	*** CW DRAINAGE IMPROVEMENTS**	**891,772**	**131,786**	**37,008**	**854,764**	**131,786**	**12.9 %**
367248	CW DRAINAGE IMPROVEMENTS		131,786			131,786	100.0 %
96048	*** CW DRAINAGE IMPROVEMENTS**	**0**	**131,786**	**0**	**0**	**131,786**	**100.0 %**
371203	CW DRAINAGE IMPROVEMENTS	66,797	(66,797)				-
97076	*** CTYWIDE DRAINAGE IMPRVMNTS**	**66,797**	**(66,797)**	**0**	**0**	**0**	**- -**

Back to Top

County of Maui
Statement of Appropriations and Expenditures
Capital Improvement Program by District
Fiscal Year Ending 6/30/2016 - as of 9/30/2015

09	Countywide Index * Activity ** Program *** District	Prior Year Encumbrance / Carryover	Amended Budget / Lapses	Year to Date Expended	Current Encumbrance 09/30/2015	Balance Available	% of Budget Available
901	**** DRAINAGE**	**2,307,717**	**189,944**	**167,481**	**2,066,607**	**263,572**	**10.6 %**
331136	CW PW ADA IMPROVEMENTS	168,604			168,604		0.0 %
93036	*** CW PW ADA IMPROVEMENTS**	**168,604**	**0**	**0**	**168,604**	**0**	**0.0 %**
331251	PUBLIC SAFETY RADIO SYSTEM	475,600		100,123	375,477		0.0 %
93051	*** PUBLIC SAFETY RADIO SYSTEM**	**475,600**	**0**	**100,123**	**375,477**	**0**	**0.0 %**
345208	BUS STOPS & SHELTERS	298,095	(18,723)	260,558	18,814		0.0 %
345260	BUS STOPS & SHELTERS	26,372	(20,027)	6,345			0.0 %
94060	*** BUS STOPS & SHELTERS**	**324,467**	**(38,750)**	**266,903**	**18,814**	**0**	**0.0 %**
345210	CW EQUIPMENT	294,000		294,000			0.0 %
94061	*** CW EQUIPMENT**	**294,000**	**0**	**294,000**	**0**	**0**	**0.0 %**
345262	PUBLIC SAFETY RADIO SYS REPLC	1,812,897		309,056	1,503,840		0.0 %
94062	*** PUBLIC SAFETY RADIO SYS REPLCT**	**1,812,897**	**0**	**309,056**	**1,503,840**	**0**	**0.0 %**
345363	PUBLIC SAFETY RADIO SYSTEM REP	324,953		193,629	131,325		0.0 %
94063	*** PUBLIC SAFETY RADIO SYS REPLAC**	**324,953**	**0**	**193,629**	**131,325**	**0**	**0.0 %**
356425	BUS STOPS AND SHELTERS	1,000,000		50,416	36,942	912,642	91.3 %
95025	*** BUS STOPS AND SHELTERS**	**1,000,000**	**0**	**50,416**	**36,942**	**912,642**	**91.3 %**
356258	PUBLIC SAFETY RADIO SYSTEM REP	240,000			240,000		0.0 %
95058	*** PUBLIC SAFETY RADIO SYSTEM**	**240,000**	**0**	**0**	**240,000**	**0**	**0.0 %**
356460	PUBLIC SAFETY RADIO SYSTEM REP	1,210,000			39,352	1,170,648	96.7 %
95060	*** PUBLIC SAFETY RADIO SYS REPLAC**	**1,210,000**	**0**	**0**	**39,352**	**1,170,648**	**96.7 %**
367257	D8 DOZER IAO FLD CRTL		818,120			818,120	100.0 %
96051	*** CW EQUIPMENT**	**0**	**818,120**	**0**	**0**	**818,120**	**100.0 %**

County of Maui
Statement of Appropriations and Expenditures
Capital Improvement Program by District
Fiscal Year Ending 6/30/2016 - as of 9/30/2015

09	Countywide Index * Activity ** Program *** District	Prior Year Encumbrance / Carryover	Amended Budget / Lapses	Year to Date Expended	Current Encumbrance 09/30/2015	Balance Available	% of Budget Available
902	**** Other Projects**	**5,850,521**	**779,370**	**1,214,127**	**2,514,354**	**2,901,410**	**43.8 %**
303189	COUNTY BUILDING RENOVATION	58,002		11,296	46,706		0.0 %
90113	*** County bldg renovations**	**58,002**	**0**	**11,296**	**46,706**	**0**	**0.0 %**
303191	CW FIRE FACILITIES	1,750			1,750		0.0 %
90115	*** CW fire facilities**	**1,750**	**0**	**0**	**1,750**	**0**	**0.0 %**
313204	CW FACILITY BUILDING IMPRVMNTS	47,589			47,589		0.0 %
91034	*** CW facilty bldg improvements**	**47,589**	**0**	**0**	**47,589**	**0**	**0.0 %**
313205	CW FIRE FACILITIES	38,075			38,075		0.0 %
91035	*** CW fire facilities**	**38,075**	**0**	**0**	**38,075**	**0**	**0.0 %**
323021	CW FIRE FACILITIES	3,958			3,958		0.0 %
92008	*** CW FIRE FACILITIES**	**3,958**	**0**	**0**	**3,958**	**0**	**0.0 %**
323024	CW PUBLIC WRKS ADA IMPROVMNTS	1,026			1,026		0.0 %
92020	*** CW PUBLIC WRKS ADA IMPROVEMNTS**	**1,026**	**0**	**0**	**1,026**	**0**	**0.0 %**
323206	PUBLIC SAFETY RADIO SYS REPLMT	43,459			43,459		0.0 %
92038	*** PUBLIC SAFETY RADIO SYSTM REPL**	**43,459**	**0**	**0**	**43,459**	**0**	**0.0 %**
323026	PUBLIC SAFETY RADIO SYS REPLMT	38,545			38,545		0.0 %
92040	*** PUBLIC SAFETY RADIO SYSTM REPL**	**38,545**	**0**	**0**	**38,545**	**0**	**0.0 %**
331115	CW FACILITY BLDG IMPROVEMENTS	61,871		12,190	49,681		0.0 %
93015	*** CW FACILITY BLDG IMPROVEMENTS**	**61,871**	**0**	**12,190**	**49,681**	**0**	**0.0 %**
331117	CW POLICE FACILITIES	23,753			23,753		0.0 %
93017	*** CW POLICE FACILITIES**	**23,753**	**0**	**0**	**23,753**	**0**	**0.0 %**
345320	CW FACILITY BLDG IMPROVEMENTS	158,522		63,783	94,739		0.0 %

Back to Top

County of Maui
Statement of Appropriations and Expenditures
Capital Improvement Program by District
Fiscal Year Ending 6/30/2016 - as of 9/30/2015

09	Countywide Index * Activity ** Program *** District	Prior Year Encumbrance / Carryover	Amended Budget / Lapses	Year to Date Expended	Current Encumbrance 09/30/2015	Balance Available	% of Budget Available
94020	*** CW FACILITY BLDG IMPROVEMENTS**	**158,522**	**0**	**63,783**	**94,739**	**0**	**0.0 %**
345321	CW FIRE FACILITIES	149,808			149,808		0.0 %
94021	*** CW FIRE FACILITIES**	**149,808**	**0**	**0**	**149,808**	**0**	**0.0 %**
345323	CW FUEL TANK REPLACEMENTS	211,210			211,210		0.0 %
94023	*** CW FUEL TANK REPLACEMENTS**	**211,210**	**0**	**0**	**211,210**	**0**	**0.0 %**
345202	KALANA O MAUI CAMPUS EXP DESIG	783,082			783,082		0.0 %
94102	*** KALANA O MAUI CAMPUS EXP DESIG**	**783,082**	**0**	**0**	**783,082**	**0**	**0.0 %**
356421	CW FACILITY BLDG IMPROVEMENTS	327,748				327,748	100.0 %
356445	CW FAC BLDG KALANA PAKUI	163,290			163,290		0.0 %
356451	CW FAC KALANA PAKUI CARPET	18,000			18,000		0.0 %
356490	CW FAC BLDG OLD COURTHOUSE	15,892		757		15,135	95.2 %
356544	CW FAC BLDG CRTHOUSE CHILLER	8,325			8,325		0.0 %
356558	CW FAC KALANA LEAK RPR	38,553			38,553		0.0 %
356559	CW FAC KALANA TRAFFIC OFFICE	10,407		10,407			0.0 %
356583	CW FAC KALANA ELECTRICAL UPGRD				145,000	(145,000)	-
95021	*** CW FACILITY BLDG IMPROVEMENTS**	**582,215**	**0**	**11,164**	**373,168**	**197,883**	**34.0 %**
356422	CW POLICE FACILITIES	185,539				185,539	100.0 %
356452	CW POLICE FAC-RECORDS&EVIDENCE	64,461			64,461		0.0 %
95022	*** CW POLICE FACILITIES**	**250,000**	**0**	**0**	**64,461**	**185,539**	**74.2 %**
367113	CW FIRE FACILITIES		300,000			300,000	100.0 %
368801	CW FIRE FACILITIES			63,453		(63,453)	-
96013	*** CW FIRE FACILITIES**	**0**	**300,000**	**63,453**	**0**	**236,547**	**78.8 %**
367114	CW FUEL TANK FACILITIES		100,000			100,000	100.0 %
96014	*** CW FUEL TANK REPLACEMENTS**	**0**	**100,000**	**0**	**0**	**100,000**	**100.0 %**
367115	CW POLICE FACILITIES		150,000			150,000	100.0 %

County of Maui
Statement of Appropriations and Expenditures
Capital Improvement Program by District
Fiscal Year Ending 6/30/2016 - as of 9/30/2015

09	Countywide Index * Activity ** Program *** District	Prior Year Encumbrance / Carryover	Amended Budget / Lapses	Year to Date Expended	Current Encumbrance 09/30/2015	Balance Available	% of Budget Available
96015	*** CW POLICE FACILITIES**	**0**	**150,000**	**0**	**0**	**150,000**	**100.0 %**
393016	CW FIRE FACILITIES	29,513			29,513		0.0 %
99015	*** CW FIRE FACILITIES**	**29,513**	**0**	**0**	**29,513**	**0**	**0.0 %**
903	**** GOVERNMENT FACILITIES**	**2,482,378**	**550,000**	**161,886**	**2,000,523**	**869,969**	**28.7 %**
324031	CW PARK FACILITIES	792			792		0.0 %
92011	*** CW PARK FACILITIES**	**792**	**0**	**0**	**792**	**0**	**0.0 %**
331118	CW PARK FACILITIES	43,300			43,300		0.0 %
93018	*** CW PARK FACILITIES**	**43,300**	**0**	**0**	**43,300**	**0**	**0.0 %**
331120	LARGE CAP CESSPOOL CLOSURE	2,890			2,890		0.0 %
93020	*** LARGE CAPACITY CESSPOOL CLOSE**	**2,890**	**0**	**0**	**2,890**	**0**	**0.0 %**
345324	CW PARKS ADA IMPROVEMENTS	15,994		3,062	12,932		0.0 %
94024	*** CW PARKS ADA IMPROVEMENTS**	**15,994**	**0**	**3,062**	**12,932**	**0**	**0.0 %**
345325	CW PARK FACILITIES	24,544		6,855	17,689		0.0 %
94025	*** CW PARK FACILITIES**	**24,544**	**0**	**6,855**	**17,689**	**0**	**0.0 %**
356423	CW PARKS ADA IMPROVEMENTS	239,780				239,780	100.0 %
356453	CW PARKS ADA ACCESSIBLE	23,580		14,805	8,975	(200)	(0.8)%
356491	CW PARKS ADA HOOKIPA BCH	36,123		30,433	10,910	(5,220)	(14.5)%
356493	CW PARKS ADA PAIA COMMTY	146,740		62,450	84,290		0.0 %
356561	CW PARKS ADA MHARA DRINKING FT	6,952		6,952			0.0 %
95023	*** CW PARKS AM W/ DISABILITIES IM**	**453,175**	**0**	**114,640**	**104,175**	**234,360**	**51.7 %**
356424	CW PARK RESTROOM FAC IMPR	236,077				236,077	100.0 %
356540	CW PARK RR FAC-HOOKIPA	6,915			6,915		0.0 %
356545	CW PARK RR FAC-WAIALE	5,312			5,312		0.0 %
356546	CW PARK RR FAC-KEO SKATE	5,512			5,512		0.0 %

County of Maui
Statement of Appropriations and Expenditures
Capital Improvement Program by District
Fiscal Year Ending 6/30/2016 - as of 9/30/2015

09	Countywide Index * Activity ** Program *** District	Prior Year Encumbrance / Carryover	Amended Budget / Lapses	Year to Date Expended	Current Encumbrance 09/30/2015	Balance Available	% of Budget Available
356547	CW PARK RR KEO SBALL FLD	5,600			5,600		0.0 %
356548	CW PARK RR KULA BALL FLD	5,189			5,189		0.0 %
356549	CW PARK RR KULA COMM CTR	7,190			7,190		0.0 %
356551	CW PARK RR ETAM MH& FLD	8,420			8,420		0.0 %
356552	CW PARK RR HAIKU CC/ADA	3,227			3,227		0.0 %
356553	CW PARK RR TAVARES CCTR	5,498			5,498		0.0 %
356554	CW PARK RR KEOKEA PARK	5,436			5,436		0.0 %
356555	CW PARK RR DT FLEMMING	4,992			4,992		0.0 %
356556	CW PARK RR KEO PLAYGRND	5,550			5,550		0.0 %
356557	CW PARK RR PAIA CCTR	1,275			1,275		0.0 %
95024	*** CW PARK RR FACILITY IMPROVEMNT**	**306,193**	**0**	**0**	**70,116**	**236,077**	**77.1 %**
367116	CW PARKS ADA IMPROVEMENTS		200,000			200,000	100.0 %
96016	*** CW PARKS ADA IMPROVEMENTS**	**0**	**200,000**	**0**	**0**	**200,000**	**100.0 %**
904	**** PARKS & RECREATION**	**846,888**	**200,000**	**124,557**	**251,894**	**670,437**	**64.0 %**
509160	C'WIDE PUMP FACILITY IMPROV.	953			953		0.0 %
90157	*** CW facility improvements**	**953**	**0**	**0**	**953**	**0**	**0.0 %**
520760	C'WIDE PIPE/FACILITY IMPROVM.	22,271			22,271		0.0 %
520770	C'WIDE TANK/FACILITY IMPROVEM.	5,900			5,900		0.0 %
90196	*** CW facility improvements**	**28,171**	**0**	**0**	**28,171**	**0**	**0.0 %**
541260	COUNTYWIDE LAND APPRAISAL/ACQ	184,548			184,548		0.0 %
91062	*** CW facility imprvments**	**184,548**	**0**	**0**	**184,548**	**0**	**0.0 %**
521590	FACILITY IMPRVMTS	8,255			8,255		0.0 %
91067	*** CW facility improvements**	**8,255**	**0**	**0**	**8,255**	**0**	**0.0 %**
522900	C'WIDE PIPE/FACILITY IMPROVMTS	15,022			15,022		0.0 %
522930	C'WIDE LAND APPRAISL/ACQUISITN	321,678			107,456	214,222	66.6 %

County of Maui
Statement of Appropriations and Expenditures
Capital Improvement Program by District
Fiscal Year Ending 6/30/2016 - as of 9/30/2015

09	Countywide Index * Activity ** Program *** District	Prior Year Encumbrance / Carryover	Amended Budget / Lapses	Year to Date Expended	Current Encumbrance 09/30/2015	Balance Available	% of Budget Available
92087	*** CW FACILITY IMPROVEMENTS**	**336,700**	**0**	**0**	**122,478**	**214,222**	**63.6 %**
543150	COUNTYWIDE SOURCE DEVELOP/ACQ	395,088			395,088		0.0 %
93083	*** CW SOURCE DEVT/ACQUISITION**	**395,088**	**0**	**0**	**395,088**	**0**	**0.0 %**
523540	COUNTYWIDE FACILITY IMPROVEMTS	1,027,208		12,598	1,014,610		0.0 %
93087	*** CW FACILITY IMPROVEMENTS**	**1,027,208**	**0**	**12,598**	**1,014,610**	**0**	**0.0 %**
524820	COUNTYWIDE FACILITY IMPROVMTS	2,402,351		7,301	2,064,946	330,104	13.7 %
524830	COUNTYWIDE PUMP IMPROVEMENTS	927,499			927,499		0.0 %
94095	*** CW FACILITY IMPROVEMENTS**	**3,329,850**	**0**	**7,301**	**2,992,445**	**330,104**	**9.9 %**
544120	CW Source Dev/Acquisition	1,136,583		172,812	963,771		0.0 %
94096	*** CW SOURCE DEV'T/ACQUISITION**	**1,136,583**	**0**	**172,812**	**963,771**	**0**	**0.0 %**
535050	CTYWIDE UPGRADES & REPLCMTS	8,600,000			1,700,000	6,900,000	80.2 %
95084	*** CW UPGRADES and REPLACEMENT**	**8,600,000**	**0**	**0**	**1,700,000**	**6,900,000**	**80.2 %**
545160	COUNTYWIDE RELIABLE CAPACITY	1,866,470			73,888	1,792,583	96.0 %
95086	*** CW RELIABLE CAPACITY**	**1,866,470**	**0**	**0**	**73,888**	**1,792,583**	**96.0 %**
545170	CTYWIDE UPGRADES & REPLCMTS	1,000,000				1,000,000	100.0 %
95087	*** CW UPGRADES AND REPLACEMENT**	**1,000,000**	**0**	**0**	**0**	**1,000,000**	**100.0 %**
525010	COUNTYWIDE CONSERVATION	1,000,000				1,000,000	100.0 %
95088	*** CW CONSERVATION PROGRAM**	**1,000,000**	**0**	**0**	**0**	**1,000,000**	**100.0 %**
525020	CTYWIDE FACILITY IMPRVMTS	3,571,133		251,149	1,062,505	2,257,480	63.2 %
95089	*** CW FACILITY IMPROVEMENTS**	**3,571,133**	**0**	**251,149**	**1,062,505**	**2,257,480**	**63.2 %**
525040	CTYWIDE UPGRADES & REPLCMTS	1,000,000			104,541	895,459	89.5 %
95090	*** CW UPGRADES AND REPLACEMENT**	**1,000,000**	**0**	**0**	**104,541**	**895,459**	**89.5 %**

Back to Top

County of Maui
Statement of Appropriations and Expenditures
Capital Improvement Program by District
Fiscal Year Ending 6/30/2016 - as of 9/30/2015

09	Countywide Index * Activity ** Program *** District	Prior Year Encumbrance / Carryover	Amended Budget / Lapses	Year to Date Expended	Current Encumbrance 09/30/2015	Balance Available	% of Budget Available
525110	CTYWIDE MAIN & INFRST IMPR	2,600,000				2,600,000	100.0 %
95091	*** CW MAINLINE & INFRASTRUCTURE**	**2,600,000**	**0**	**0**	**0**	**2,600,000**	**100.0 %**
526030	CW CONSERVATION PROGRAM		1,000,000			1,000,000	100.0 %
96077	*** CW CONSERVATION PROGRAM**	**0**	**1,000,000**	**0**	**0**	**1,000,000**	**100.0 %**
526040	CW UPGRADES & REPLACEMENT		2,500,000			2,500,000	100.0 %
96078	*** CW UPGRADES & REPLACEMENT**	**0**	**2,500,000**	**0**	**0**	**2,500,000**	**100.0 %**
549310	COUNTYWIDE FACILITY IMPROV	8,196				8,196	100.0 %
99091	*** CW FACILITY IMPROVEMENTS**	**8,196**	**0**	**0**	**0**	**8,196**	**100.0 %**
529720	COUNTYWIDE FACILITY IMPROV	1			1		0.0 %
99094	*** CW FACILITY IMPROVEMENTS**	**1**	**0**	**0**	**1**	**0**	**0.0 %**
905	**** WATER SUPPLY**	**26,093,156**	**3,500,000**	**443,860**	**8,651,254**	**20,498,044**	**69.3 %**
317016	CW BRIDGE REPAIR/MAINTENANCE	84,638		5,767	78,871		0.0 %
317020	BIKEWAY PROJECTS	146,568			146,568		0.0 %
91000	*** FY 2001 CIP projects**	**231,206**	**0**	**5,767**	**225,439**	**0**	**0.0 %**
317031	CW ROAD RESURFACING	21,099		21,099			0.0 %
91012	*** CW road resurfacing**	**21,099**	**0**	**21,099**	**0**	**0**	**0.0 %**
327020	BIKEWAY PROGRAMS	61,251	(61,251)				-
92000	*** FY 2002 CIP projects**	**61,251**	**(61,251)**	**0**	**0**	**0**	**- -**
327032	CW ROAD RESURFACING	596,712		18,592	578,120		0.0 %
92021	*** CW ROAD RESURFACING**	**596,712**	**0**	**18,592**	**578,120**	**0**	**0.0 %**
327033	CW SAFETY IMPROVEMENTS	1,805			1,805		0.0 %
92022	*** CW SAFETY IMPROVEMENTS**	**1,805**	**0**	**0**	**1,805**	**0**	**0.0 %**

County of Maui
Statement of Appropriations and Expenditures
Capital Improvement Program by District
Fiscal Year Ending 6/30/2016 - as of 9/30/2015

09	Countywide Index * Activity ** Program *** District	Prior Year Encumbrance / Carryover	Amended Budget / Lapses	Year to Date Expended	Current Encumbrance 09/30/2015	Balance Available	% of Budget Available
337014	BIKEWAY PROGRAMS 2003	207,616	(162,399)		45,217		0.0 %
93000	*** FY 2003 & 1993 CIP projects**	**207,616**	**(162,399)**	**0**	**45,217**	**0**	**0.0 %**
331131	CW ROAD RESURFACING	399,045		2,870	396,175		0.0 %
93031	*** CW ROAD RESURFACING**	**399,045**	**0**	**2,870**	**396,175**	**0**	**0.0 %**
331132	CW SAFETY IMPROVEMENTS	167,953	(16)	1,182	166,755		0.0 %
93032	*** CW SAFETY IMPROVEMENTS**	**167,953**	**(16)**	**1,182**	**166,755**	**0**	**0.0 %**
331133	CW SIDEWALK IMPROVEMENTS	142,538			142,538		0.0 %
93033	*** CW SIDEWALK IMPROVEMENTS**	**142,538**	**0**	**0**	**142,538**	**0**	**0.0 %**
331138	CW BIKEWAY IMPROVEMENTS	188,645		7,157	181,488		0.0 %
93038	*** CW BIKEWAY IMPROVEMENTS**	**188,645**	**0**	**7,157**	**181,488**	**0**	**0.0 %**
337507	KAMALII ELEM SCH SAFE ROUTES	81,853			49,983	31,871	38.9 %
337508	PRINCESS NAHIENAENA SAFE ROUTE	49,967			20,735	29,231	58.5 %
93099	*** State/Fed/Private FY2003/2013**	**131,820**	**0**	**0**	**70,718**	**61,102**	**46.4 %**
347020	CW BIKEWAY PROGRAMS	71,590			71,590		0.0 %
94000	*** FY2004 & 1994 CIP Projects**	**71,590**	**0**	**0**	**71,590**	**0**	**0.0 %**
345332	CW BRIDGE IMPROVEMENTS	144,597			144,597		0.0 %
94032	*** CW BRIDGE IMPROVEMENTS**	**144,597**	**0**	**0**	**144,597**	**0**	**0.0 %**
345333	CW RD RESURFACING/PAVEMENT PR	2,046,462		133,635	1,912,827		0.0 %
94033	*** CW RD RESURFACING/PAVEMENT PRE**	**2,046,462**	**0**	**133,635**	**1,912,827**	**0**	**0.0 %**
345334	CW SAFETY IMPROVEMENTS	79,501			79,501		0.0 %
94034	*** CW SAFETY IMPROVEMENTS**	**79,501**	**0**	**0**	**79,501**	**0**	**0.0 %**
345335	CW SIDEWALK IMPROVEMENTS	76,786		11,682	65,103		0.0 %

Back to Top

County of Maui
Statement of Appropriations and Expenditures
Capital Improvement Program by District
Fiscal Year Ending 6/30/2016 - as of 9/30/2015

09	Countywide Index * Activity ** Program *** District	Prior Year Encumbrance / Carryover	Amended Budget / Lapses	Year to Date Expended	Current Encumbrance 09/30/2015	Balance Available	% of Budget Available
94035	*** CW SIDEWALK IMPROVEMENTS**	**76,786**	**0**	**11,682**	**65,103**	**0**	**0.0 %**
345336	CW SPEED HUMP/SPEED TABLE PRG	219,689		42,525	177,164		0.0 %
94036	*** CW SPEED HUMP/SPEED TABLE PRG**	**219,689**	**0**	**42,525**	**177,164**	**0**	**0.0 %**
345337	CW BIKEWAY IMPROVEMENTS	132,493		44,290	88,203		0.0 %
94037	*** CW BIKEWAY IMPROVEMENTS**	**132,493**	**0**	**44,290**	**88,203**	**0**	**0.0 %**
356431	CW BRIDGE IMPROVEMENTS	294,905				294,905	100.0 %
356449	CW BRIDGE KAHOLOPO'O			16,841	51,482	(68,323)	-
356485	CW BRIDGE IMPR-MISC				76,400	(76,400)	-
95031	*** CW BRIDGE IMPROVEMENTS**	**294,905**	**0**	**16,841**	**127,882**	**150,182**	**50.9 %**
356432	CW PAVEMENT PRESERVATION	300,000				300,000	100.0 %
356510	CW PAVEMENT - GENERAL	146,559		25,504	121,056		0.0 %
95032	*** CW PAVEMENT PRESERVATION**	**446,559**	**0**	**25,504**	**121,056**	**300,000**	**67.2 %**
356433	CW RD RESURFACING/PAVEMENT PR	1,012,766				1,012,766	100.0 %
356439	WAILUKU MUNI PARKING LOT	346,558		25	1,604	344,929	99.5 %
356503	CW RD RESURF-HALIIMAILE RD	15,076		110	14,958	8	0.1 %
356504	CW RD RES/PVMNT-HALEA/MAKANI			256		(256)	-
356505	CW RD RES/PVMNT-HANSEN RD	3,476			3,476		0.0 %
356506	CW RD RES/PVMNT-KOKOMO RD	148,587		5,300	143,287		0.0 %
356507	CW RD RES/PVMNT-LONO REHAB	46,817			46,817		0.0 %
356512	CW RD RESURF-GENERAL	314,997		118,721	196,276		0.0 %
356522	CW RD RESURF-KUIKAHI DR	40,243		15,160	25,083		0.0 %
356524	CW RD RESURF-SOUTH MAUI	582,307		405,833	176,474		0.0 %
356525	CW RD RESURF-EAST MAUI	169,994			169,994		0.0 %
356526	CW RD RESURF-WEST MAUI	371,138		360,110	11,028		0.0 %
356529	CW RD RESURF-BALDWIN AVE	368,913		87,121	281,791		0.0 %
356569	CW RD RESURF-KALEPA EMERGENCY	224,274			224,274		0.0 %
356570	CW RD RESURF-WELLS&WAKEA	23,695			23,695		0.0 %

County of Maui
Statement of Appropriations and Expenditures
Capital Improvement Program by District
Fiscal Year Ending 6/30/2016 - as of 9/30/2015

09	Countywide Index * Activity ** Program *** District	Prior Year Encumbrance / Carryover	Amended Budget / Lapses	Year to Date Expended	Current Encumbrance 09/30/2015	Balance Available	% of Budget Available
356572	CW RD RESURF-KAUPAKALOA	84,500			84,500		0.0 %
95033	*** CW RD RESURF & PAVEMENT PRESV**	**3,753,341**	**0**	**992,636**	**1,403,257**	**1,357,447**	**36.2 %**
356434	CW SAFETY IMPROVEMENTS	182,956				182,956	100.0 %
356500	CW SAFETY MAINT-MISC	358,766		241,336	142,556	(25,126)	(7)%
356511	CW SAFETY MAINT-WAKEA/HINA	4,566			4,566		0.0 %
356518	CW SAFETY MAINT-KALUANUI	11,000			11,000		0.0 %
356578	CW SAFETY WAKEA/KAMEHAMEHA			814		(814)	-
95034	*** CW SAFETY IMPROVEMENTS**	**557,288**	**0**	**242,150**	**158,122**	**157,016**	**28.2 %**
356435	CW SIDEWALK IMPROVEMENTS	263,179				263,179	100.0 %
356438	CW SIDEWK IMPRV-KANANI RD	962			962		0.0 %
356440	CW SIDEWK IMPRV-S MARKET	197,050		201,816	2,980	(7,746)	(3.9)%
356444	CW SIDEWK IMPRV-S KIHEI RD	4,375			4,375		0.0 %
356446	CW SIDEWK IMPRV-OLD HALEAKALA	32,660		1,218	31,443		0.0 %
356562	CW SIDEWK IMPRV-ADA MAT INSTAL	880		880			0.0 %
356582	CW SIDEWK IMPRV-PAUWELA RD				127,200	(127,200)	-
95035	*** CW SIDEWALK IMPROVEMENTS**	**499,106**	**0**	**203,914**	**166,960**	**128,233**	**25.7 %**
356436	CW SPEED HUMP/SPEED TABLE PRG	500,000				500,000	100.0 %
95036	*** CW SPEED HUMP/TABLE PROGRAM**	**500,000**	**0**	**0**	**0**	**500,000**	**100.0 %**
356437	CW BIKEWAY IMPROVEMENTS	527,830				527,830	100.0 %
356441	CW BIKEWAY-ONEHEE ARC	76,167			78,917	(2,750)	(3.6)%
356563	CW BIKEWAY-KIHEI BIKEWY III	6,375		21,616		(15,241)	(239.1)%
95037	*** CW BIKEWAY IMPROVEMENTS**	**610,372**	**0**	**21,616**	**78,917**	**509,839**	**83.5 %**
356710	BRIDGE INSPECTN NBIS(062)	305,600			305,600		0.0 %
356730	SAFE ROUTES TO SCH PRG	152,109				152,109	100.0 %
95099	*** State/Fed/PVT FY95-05-15**	**457,709**	**0**	**0**	**305,600**	**152,109**	**33.2 %**
367122	CW BRIDGE IMPROVEMENTS		370,000			370,000	100.0 %

Back to Top

County of Maui
Statement of Appropriations and Expenditures
Capital Improvement Program by District
Fiscal Year Ending 6/30/2016 - as of 9/30/2015

09	Countywide Index * Activity ** Program *** District	Prior Year Encumbrance / Carryover	Amended Budget / Lapses	Year to Date Expended	Current Encumbrance 09/30/2015	Balance Available	% of Budget Available
96022	*** CW BRIDGE IMPROVEMENTS**	**0**	**370,000**	**0**	**0**	**370,000**	**100.0 %**
367123	CW PAVEMENT PRESERVATION		400,000			400,000	100.0 %
368802	CW PAVEMENT PRESV CATCH ALL				400,000	(400,000)	-
96023	*** CW PAVEMENT PRESERVATION**	**0**	**400,000**	**0**	**400,000**	**0**	**0.0 %**
367124	CW RD RESRF/PAVEMENT		5,718,028			5,718,028	100.0 %
368803	CW RD RESRF/PVMNT CATCH ALL				1,100,000	(1,100,000)	-
368806	CW RD RESRF MAKAWAO AVE			709		(709)	-
368808	CW RD RESRF/BALDWIN AVE			821		(821)	-
96024	*** CW RD RESURF & PAVEMENT PRESER**	**0**	**5,718,028**	**1,530**	**1,100,000**	**4,616,498**	**80.7 %**
367125	CW SAFETY IMPROVEMENTS		390,000			390,000	100.0 %
368805	CW SAFETY P NAHIENAENA			645		(645)	-
96025	*** CW SAFETY IMPROVEMENTS**	**0**	**390,000**	**645**	**0**	**389,355**	**99.8 %**
367126	CW SIDEWALK IMPROVEMENTS		400,000			400,000	100.0 %
96026	*** CW SIDEWALK IMPROVEMENTS**	**0**	**400,000**	**0**	**0**	**400,000**	**100.0 %**
367127	CW TRAFFIC CALMING PRG		139,640			139,640	100.0 %
96027	*** CW TRAFFIC CALMING PROGRAM**	**0**	**139,640**	**0**	**0**	**139,640**	**100.0 %**
367128	PAVEMENT JUSTIFICATION		160,000			160,000	100.0 %
96028	*** CW PAVEMENT JUSTIFICATION**	**0**	**160,000**	**0**	**0**	**160,000**	**100.0 %**
367131	CW BIKEWAY IMPROVEMENTS		150,000			150,000	100.0 %
96031	*** CW BIKEWAY IMPROVEMENTS**	**0**	**150,000**	**0**	**0**	**150,000**	**100.0 %**
377033	CW SAFETY IMPROVEMNTS	44,733			44,733		0.0 %
97055	*** CW RD RESRFG/SAFETY IMPR/URBAN**	**44,733**	**0**	**0**	**44,733**	**0**	**0.0 %**
387030	CW SAFETY IMPROVEMENTS	89,068			89,068		0.0 %

County of Maui
Statement of Appropriations and Expenditures
Capital Improvement Program by District
Fiscal Year Ending 6/30/2016 - as of 9/30/2015

09	Countywide Index * Activity ** Program *** District	Prior Year Encumbrance / Carryover	Amended Budget / Lapses	Year to Date Expended	Current Encumbrance 09/30/2015	Balance Available	% of Budget Available
98062	*** CW safety improvements**	**89,068**	**0**	**0**	**89,068**	**0**	**0.0 %**
907	**** ROADS**	**12,173,889**	**7,504,002**	**1,793,635**	**8,342,835**	**9,541,421**	**48.5 %**
356479	SATELLITE TRFR STN PRELIM	132,789		46,620	86,169		0.0 %
95079	*** SATELLITE TRANSFER STN PRELIM**	**132,789**	**0**	**46,620**	**86,169**	**0**	**0.0 %**
908	**** SOLID WASTE FACILITIES**	**132,789**	**0**	**46,620**	**86,169**	**0**	**0.0 %**
319010	CW PUMP STATION RENOVATIONS	35,287			35,287		0.0 %
91049	*** CW pump stn renovations**	**35,287**	**0**	**0**	**35,287**	**0**	**0.0 %**
319012	CW WET WELL REHABILITATION	117,587		63,991	53,597		0.0 %
91051	*** CW wet well rehabilitation**	**117,587**	**0**	**63,991**	**53,597**	**0**	**0.0 %**
329020	CW EPA CONST DECR COMPLNCE PRJ	13,720		13,720			0.0 %
92057	*** CW EPA CONSNT DECR COMPLNCE PR**	**13,720**	**0**	**13,720**	**0**	**0**	**0.0 %**
329023	CW WSTWTR SYSTEM MODIFICATION	170,205		39,800	130,405		0.0 %
92060	*** CW WW SYSTEM MODIFICATIONS**	**170,205**	**0**	**39,800**	**130,405**	**0**	**0.0 %**
331170	CW EPA CONSENT DECREE COMPLIAN	216,650		5,030	211,620		0.0 %
93070	*** CW EPA COMPLIANCE PROJECTS**	**216,650**	**0**	**5,030**	**211,620**	**0**	**0.0 %**
331171	CW EPA WW RECLAMATION FACILITY	289,982		70,943	219,039		0.0 %
93071	*** CW EPA WWRF RENOVATION PROJ**	**289,982**	**0**	**70,943**	**219,039**	**0**	**0.0 %**
331172	CW WASTEWATER SYSTEM MODIFICAT	44,106		13,252	30,854		0.0 %
93072	*** CW WW SYSTEM MODIFICATION**	**44,106**	**0**	**13,252**	**30,854**	**0**	**0.0 %**
345378	CW EPA DECREE COMPLIANCE PRJ	337,694		57,314	280,381		0.0 %
94078	*** CW EPA CONSENT COMPLIANCE PRJ**	**337,694**	**0**	**57,314**	**280,381**	**0**	**0.0 %**
345380	CW WW SYSTEM MODIFICATIONS	458,803		239,186	219,617		0.0 %

County of Maui
Statement of Appropriations and Expenditures
Capital Improvement Program by District
Fiscal Year Ending 6/30/2016 - as of 9/30/2015

09	Countywide Index * Activity ** Program *** District	Prior Year Encumbrance / Carryover	Amended Budget / Lapses	Year to Date Expended	Current Encumbrance 09/30/2015	Balance Available	% of Budget Available
94080	*** CW WW SYSTEM MODIFICATIONS**	**458,803**	**0**	**239,186**	**219,617**	**0**	**0.0 %**
345381	CW WET WELL REHABILITATION	81,413		81,413			0.0 %
94081	*** CW WET WELL REHABILITATION**	**81,413**	**0**	**81,413**	**0**	**0**	**0.0 %**
356454	CW EPA DCR LAHAINA WWPS#2	121,904			121,904		0.0 %
356473	CW EPA DECREE COMPLIANCE PRJ	34,297				34,297	100.0 %
356489	CW EPA DECREE IAO STREAM			13,840		(13,840)	-
356492	CW EPA DECREE KIHEI FM	583,520			583,520		0.0 %
356497	CW EPA DCR KAANAPALI WWPS	271,695			271,695		0.0 %
356499	CW EPA DCR PAIA WWPS FM	64,254			64,254		0.0 %
356574	CW EPA DCR COMPLIANCE PRJ				14,959	(14,959)	-
356581	CW EPA DCR WAI-KAH WWTP				1,042	(1,042)	-
95073	*** CW EPA CONSENT DECREE COMPLIAN**	**1,075,670**	**0**	**13,840**	**1,057,374**	**4,456**	**0.4 %**
356474	CW EPA DECREE WW RECL RENOV	454,505				454,505	100.0 %
356496	CW EPA DECREE KAANAPALI WWPS	470,007			470,007		0.0 %
356564	CW EPA DECREE WAI-KAH WWRF				150,000	(150,000)	-
356573	CW EPA DECREE -KULANIHAKOI				110,000	(110,000)	-
356577	CW EPA DECREE -HI'AN HOMES				62,211	(62,211)	-
356580	CW EPA DECREE KIHEI WWRF GRIT				59,937	(59,937)	-
95074	*** CW EPA CONSENT DECREE WWRF REN**	**924,512**	**0**	**0**	**852,155**	**72,357**	**7.8 %**
356475	CW WW SYSTEM MODIFICATIONS	100,616				100,616	100.0 %
356509	CW WW SYSTEM MOD-GENERAL			57,213	34,099	(91,312)	-
356520	CW WW SYSTEM MOD-KIHEI FM	25,409			25,409		0.0 %
356521	CW WW SYSTEM MOD-WM RECYCLED	170,027			170,027		0.0 %
356530	CW WW SYSTEM MOD-WWRF SHORELIN	578,833		147,789	431,044		0.0 %
356543	CW WW SYSTEM MOD-WAIEHU	2,059			2,059		0.0 %
356579	CW WW SYSTEM MOD-NAPILI				9,304	(9,304)	-
95075	*** CW WW SYSTEM MODIFICATIONS**	**876,944**	**0**	**205,002**	**671,942**	**0**	**0.0 %**

County of Maui
Statement of Appropriations and Expenditures
Capital Improvement Program by District
Fiscal Year Ending 6/30/2016 - as of 9/30/2015

09	Countywide Index * Activity ** Program *** District	Prior Year Encumbrance / Carryover	Amended Budget / Lapses	Year to Date Expended	Current Encumbrance 09/30/2015	Balance Available	% of Budget Available
356476	CW WET WELL REHABILITATION	679,389				679,389	100.0 %
356498	CW WET WELL KAANAPALI WWPS	68,285			68,285		0.0 %
356542	CW WET WELL MISC PROJECTS	231,114			246,034	(14,919)	(6.5)%
95076	*** CW WET WELL REHABILITATION**	**978,788**	**0**	**0**	**314,319**	**664,470**	**67.9 %**
367162	CW EPA DECREE COMPLIANCE PRJ		500,000			500,000	100.0 %
96062	*** CW EPA CONSENT COMPLIANCE PRJS**	**0**	**500,000**	**0**	**0**	**500,000**	**100.0 %**
367163	CW EPA DECREE WW RECL RENOV		2,000,000			2,000,000	100.0 %
368804	CW EPA DECREE KIHEI WWRF				90,728	(90,728)	-
96063	*** CW EPA WWRF RENOVATION PRJS**	**0**	**2,000,000**	**0**	**90,728**	**1,909,272**	**95.5 %**
367164	CW SOIL AQUIFER TREATMENT		100,000			100,000	100.0 %
96064	*** CW SOIL AQUIFER TRTMNT STUDY**	**0**	**100,000**	**0**	**0**	**100,000**	**100.0 %**
367165	CW WW SYSTEM MODIFICATIONS		500,000			500,000	100.0 %
96065	*** CW WW SYSTEM MODIFICATIONS**	**0**	**500,000**	**0**	**0**	**500,000**	**100.0 %**
909	**** WASTEWATER FACILITIES**	**5,621,361**	**3,100,000**	**803,491**	**4,167,318**	**3,750,555**	**43.0 %**
District	***** Countywide**	**55,508,699**	**15,823,316**	**4,755,657**	**28,080,954**	**38,495,408**	**54.0 %**
	Grand Total	**155,391,891**	**79,872,212**	**12,640,737**	**83,973,539**	**138,649,828**	**58.9 %**

V. Appendix

GLOSSARY

Activity
An activity is a program or part of a program. Each activity has a budget amount in the operating budget or Capital Improvement Program.

Appropriation
Money authorized to spend for a specific use.

Bonds - General Obligation
A funding tool that is a written promise to pay a specific sum plus interest in the future, used to fund capital improvement projects. A General Obligation bond is secured by the County's General Fund.

Capital Improvement Program (CIP)
Capital projects are long-lived expenditures related to construction, expansion or major repair of infrastructure. An appropriation for a capital improvement lapses six months after the close of the fiscal year. There are eight programs: Drainage, Flood Control, Government Facilities, Parks and Recreation, Economic Development / Planning, Roads, Solid Waste Facilities and Wastewater Facilities.

Carryover Savings (Fund Balance)
Unappropriated revenue and unencumbered balances of any appropriations in a fund at the end of the fiscal year. For budget purposes this is an estimated amount.

Character
Revenue is grouped by object and character. The character (Char) is a major group such as Taxes, or Licenses and Permits.

Countywide Costs
Countywide costs include costs such as insurance, debt payments, inter-departmental transfers and employee benefits.

Debt Service
The interest and principal payments on bond issues used to finance certain capital improvement projects and loans.

Encumbrance
A commitment of funds to an expenditure at a future date as a result of a purchase order, contract or other funding commitment. An estimated amount of expenditures. The funds may not be used for any other purpose.

Expenditure
An outlay of funds. A payment for goods or services rendered.

Fiscal Year
The County fiscal year runs from July 1 to June 30 of the following year. The operating budget is based on this time frame.

Fund
A separate accounting entity with revenues and expenditures for carrying on specific activities. The largest fund is the General Fund. The Wastewater Fund, the Highway Fund and the Solidwaste Fund are other examples. Also see **FUND DESCRIPTIONS**.

GLOSSARY

Grants / Grant Revenue
A grant is a financial contribution by the County or a State, Federal or private organization to support a particular function. The County receives as well as distributes grants. Grant funds are legally restricted to expenditures for specific purposes and provide a cost sharing alternative for programs and projects. Grant revenue was referred to as "Special Revenue" in previous years' budgets.

Interfund / Interdepartmental Transfers
These are governmental accounting transfers of revenue between funds. These transfers include overhead, fringe benefits and debt service charges as well as supplemental transfers from the General Fund for special fund operations and CIP.

Lapsed Bond Proceeds
These are funds appropriated from previous fiscal years that are not encumbered by December 31 of the following fiscal year. Lapsed funds must be re-appropriated prior to expenditure.

Object
Revenue is grouped by object and character. An object is a smaller group such as General Property Taxes, Business Licenses and Permits, or Interest Income.

Operating Budget
Expenditures for all departments' salaries and wages, operations and equipment.

Program
An activity or service or group of activities or services and the resources to carry them out, that are intended to achieve specific objectives. Each county department is responsible for at least one program. Some programs are funded by the Operating Budget and some by Grant Revenue.

Revenue
Receipts received from various sources including real property tax, the transient accommodations tax, fuel tax and sewer/cesspool user fees.

Special Assessment
A charge made against certain properties to help pay for all or part of the cost of a specific capital improvement project. Also park land or a monetary assessment fee received from new developments.

Transient Accommodations Tax
Also known as hotel room tax. The County of Maui receives 22.8% of the total amount collected by the State, after 6% of the Statewide collections are withheld for administrative expense. The current TAT rate in Hawaii is 9.25%.

FUND DESCRIPTIONS

The budget is organized into funds. A fund is a separate accounting entity with revenues and expenditures for carrying on specific activities. Each fund is a set of self-balancing accounts.

Following is a list of all funds that are subject to appropriation in the Maui County budget.

General Fund
This is the largest of the County's funds. It accounts for all financial resources which are not required to be in another fund. Services within the General Fund include police and fire protection, parks and recreation (except golf), general administrative services, social concerns, planning and other activity for which a special fund has not been created.

Liquor Control Fund
It receives revenue from all liquor license fees. Fund revenues are expended for the operation and administration of the Liquor Control Commission, Liquor Control Adjudication Board, and the Department of Liquor Control.

Highway Fund
This fund was created for the deposit of fuel taxes, public utility franchise taxes and motor vehicle weight taxes. These revenues are expended for acquisition, design, construction, Improvement, repair and maintenance of County highways, streets, street lights, storm drains and bridges.

Wastewater Fund
It was established to receive all revenue derived from monthly sewer charges, assessments and service charges for pumping of cesspools, septic tanks, etc.. Revenue is expended for the repair, operation and maintenance of the wastewater facilities and sewer systems, including debt service.

Bikeway Fund
This fund was established to collect revenue from bicycle licenses. It is expended for bikeway construction and maintenance.

Solid waste Fund
All refuse collection fees and landfill disposal charges are deposited here. The fund is used for the operation of the County's collection and disposal programs and for diversion programs such as resource recovery and recycling.

Grant Funds
A grant is a financial contribution by the County or a State, Federal or private organization to support a particular function. The County receives as well as distributes grants. Grant funds are legally restricted to expenditures for specific purposes and provide a cost sharing alternative for programs and projects. Grant revenue was referred to as "Special Revenue" in previous years' budgets. The funds are aggressively pursued to relieve the reliance on County funds and to encourage participation of other government agencies.

Debt Service Fund
Debt service of bonds and loans is accounted for in this fund. The transfer to this fund is included in the Operations by Budget Item report.

Golf Fund
This fund was established to account for the proceeds of playing fees and for fees from golf course concessions (restaurant and pro shop). This revenue is expended for the operation, maintenance and capital improvements of the Waiehu Golf Course.

Capital Projects Fund
It is used to account for general obligation bonds that are issued for capital improvement projects.

Utility Enterprise Fund
The Department of Water Supply uses this. The receipts and disbursements are reported by the revenue categories and program appropriations in the budget ordinance.

COUNTY OF MAUI

CAPITAL IMPROVEMENT PROJECTS REPORT

AS OF SEPTEMBER 30, 2015

AAYY-NNN-XXXXXX

AA - Source of Funding (see descriptions below)
YY - Project Year (Budgeted Year)

NNN - IFAS Sub-fund

XXXXXX – Index Code (Appropriation #)

AA-Source of Funding Descriptions:

GF -	General Fund
GF/LN -	General Fund Loan
HY -	Highway Fund
BY -	Bikeway Fund
LC-	Liquor Control Fund
WM -	Wastewater Fund
SW -	Solid Waste Fund
GOLF -	Golf Fund
PA -	Parks Assessment Fund
SA -	Sewer Assessment Fund
GO -	Bond Issued
GOLAPS -	Lapsed Bond
FF -	Federal Funds
SH -	State Funds
ARRA -	ARRA Federal Funds
SH/LN -	State Revolving Fund
USDA -	USDA Loan
DOT -	State Dept of Transportation
PV -	Private Funds

COUNTY OF MAUI
STATE OF HAWAII

County of Maui
Capital Improvement Projects Report (Excluding Department of Water Supply)
As of 9/30/2015

13-901 DRAINAGE	Original Appropriation	Alloted To Date	Expenditure Prior Years	Expenditure Current Year	Amount Lapsed	Encumbrance	Allotment Balance
Paia-Haiku Community Plan Area							
HAIKU ROAD DRAINAGE IMPROVMNTS							
GO12-370-321201: Lapse 12/31/12	114,125.00	114,125.00	76,870.87	8,216.09		29,038.04	
GO14-371-321212: Lapse 12/31/12	1,885,875.00	1,885,875.00		26,622.50		1,859,252.50	
	2,000,000.00	**2,000,000.00**	**76,870.87**	**34,838.59**	**0.00**	**1,888,290.54**	**0.00**
Wailuku-Kahului Community Plan Area							
IAO STREAM IMPROVEMENTS							
GO08-367-371200: Lapse 12/31/07	500,000.00	258,100.00	110,363.36			147,736.64	( )
KAHEKILI HWY CULVERT KAMAILE							
GO17-373-356241: Lapse 12/31/15	100,000.00						
	600,000.00	**258,100.00**	**110,363.36**	**0.00**	**0.00**	**147,736.64**	**(0.00)**
Kihei-Makena Community Plan Area							
KIHEI DRAINAGE MASTER PLAN							
HY05-302-357010: Lapse 12/31/05	350,000.00	350,000.00	330,444.25	12,000.00		7,555.75	
S KIHEI RD CULVERT REPLCMNT							
GO17-373-367243: Lapse 12/31/16	1,600,000.00						
HAUOLI ST DRAINAGE IMPROVMNTS							
HY09-302-391001: Lapse 12/31/09	200,000.00	200,000.00	48,760.00		105,000.00	46,240.00	
GO14-371-331244: Lapse 12/31/13	2,500,000.00	1,970,022.48	469,340.64	154,589.77	684.84	1,345,407.23	
	4,650,000.00	**2,520,022.48**	**848,544.89**	**166,589.77**	**105,684.84**	**1,399,202.98**	**0.00**
West Maui Community Plan Area							
LAHAINA WATERSHD FLOOD CONTRL							
GO10-368-301200: Lapse 12/31/10	6,275,000.00	3,776,428.37	2,747,588.35		891,492.34	137,347.68	( )
DOT11-325-317506: #STP-STP-0900(0 77)		1,979,367.00	1,911,702.18			54,745.47	12,919.35
GO14-371-321213: Lapse 12/31/12	2,563,498.08	361,349.00	35,376.60	12,493.83		313,478.57	( )
GO14-371-331247: Lapse 12/31/13	1,100,000.00	1,100,000.00	1,003,929.96		64,794.57	31,275.47	
DOT13-325-337506: #STP-STP-0900(0 83)		2,282,912.50	1,459,170.86			421,588.16	402,153.48
GO15-372-345212: Lapse 12/31/14	727,313.67	56,608.07	46,227.93	3,387.19		6,992.95	
GO15-372-356250: Lapse 12/31/15	1,000,000.00	218,415.36		2,100.00		216,315.36	
GO17-373-367245: Lapse 12/31/16	2,000,000.00						
L HONOAPIILANI RD RETAINING							
GO15-372-356251: Lapse 12/31/15	300,000.00	264,853.00	2,379.00			262,474.00	
NAPILI 4/5 CULVERT							
GO15-372-356252: Lapse 12/31/15	300,000.00	300,000.00		36,819.00		263,181.00	
	14,265,811.75	**10,339,933.30**	**7,206,374.88**	**54,800.02**	**956,286.91**	**1,707,398.66**	**415,072.83**
Molokai Community Plan Area							
K'KAI DRAINAGE IMPROVEMENT SYS							
GO08-367-367201: Lapse 12/31/06		277,713.37	250,096.50		27,616.87		
GO08-367-371202: Lapse 12/31/07	2,000,000.00	2,000,000.00			2,000,000.00		
GO17-373-367246: Lapse 12/31/16	400,000.00						

County of Maui
Capital Improvement Projects Report (Excluding Department of Water Supply)
As of 9/30/2015

13-901 DRAINAGE	Original Appropriation	Alloted To Date	Expenditure Prior Years	Expenditure Current Year	Amount Lapsed	Encumbrance	Allotment Balance
KAUNAKAKAI LEVEE CERTIFICATION							
GF13-301-331112: Lapse 12/31/13	400,000.00	400,000.00	344,011.40	55,988.60			
	2,800,000.00	**2,677,713.37**	**594,107.90**	**55,988.60**	**2,027,616.87**	**0.00**	**0.00**
Countywide							
CW DRAINAGE IMPROVEMENTS							
HY10-302-301029: Lapse 12/31/10	300,000.00	300,000.00	261,163.15		34,386.85	4,450.00	
GO14-371-321203: Lapse 12/31/12	1,211,279.78	1,211,279.78	452,512.51	16,657.69	65,927.32	676,182.26	
GO14-371-331249: Lapse 12/31/13	1,300,000.00	1,288,837.57	912,296.64	47,838.20	18,307.64	317,226.38	(6,831.29)
GF14-301-345319: Lapse 12/31/14	1,350,000.00	1,350,000.00	1,189,197.15		6,581.13	154,221.72	
GO15-372-356C56: Lapse 12/31/15		1,441,379.25	646,416.57	37,008.12		854,764.14	(96,809.58)
GO17-373-367C48: Lapse 12/31/16	1,500,000.00	131,786.00					131,786.00
CW MUNI SEP STRM WATER/SEWER							
GF15-301-356C20: Lapse 12/31/15	300,000.00	300,000.00	210,645.31	65,976.88		23,377.81	
PAPA AVE DRAINAGE IMPROVEMENTS							
GF14-301-345389: Lapse 12/31/14	250,000.00	250,000.00	17,781.15		195,833.68	36,385.17	
	6,211,279.78	**6,273,282.60**	**3,690,012.48**	**167,480.89**	**321,036.62**	**2,066,607.48**	**28,145.13**
TOTAL DRAINAGE	**30,527,091.53**	**24,069,051.75**	**12,526,274.38**	**479,697.87**	**3,410,625.24**	**7,209,236.30**	**443,217.96**

County of Maui
Capital Improvement Projects Report (Excluding Department of Water Supply)
As of 9/30/2015

13-902 Other Projects	Original Appropriation	Alloted To Date	Expenditure Prior Years	Expenditure Current Year	Amount Lapsed	Encumbrance	Allotment Balance
Makawao-Pukalani-Kula Community Plan Area							
KULA AGRICULTURAL PARK EXP							
GO17-373-356240: Lapse 12/31/15	1,000,000.00						
Wailuku-Kahului Community Plan Area							
WAILUKU UNION CHCH/ADDL PARK							
GF14-301-345312: Lapse 12/31/14	100,000.00	100,000.00	19,193.60	3,735.65	76,437.65	633.10	
Countywide							
PUBLIC SAFETY RADIO SYSTEM							
GO14-371-331251: Lapse 12/31/13	4,850,000.00	4,850,000.00	4,374,399.83	100,122.79		375,477.38	
GO15-372-345262: Lapse 12/31/14	2,471,000.00	2,313,832.00	500,935.40	309,056.29		1,503,840.31	
GOLAPS-350-345363: Lapse 12/31/14	529,000.00	529,000.00	204,046.61	193,628.83		131,324.56	
GO15-372-356258: Lapse 12/31/15	240,000.00	240,000.00				240,000.00	
GOLAPS-350-356460: Lapse 12/31/15	1,210,000.00	1,210,000.00				39,352.33	1,170,647.67
CW EQUIPMENT							
GO15-372-345210: Lapse 12/31/14	489,884.88	413,530.00	119,530.00	294,000.00			
GO17-373-367256: Lapse 12/31/16	2,162,500.00						
GO17-373-367257: Lapse 12/31/16	988,000.00	818,119.70					818,119.70
GO17-373-367258: Lapse 12/31/16	500,000.00						
GO17-373-367C51: Lapse 12/31/16							
BUS STOPS & SHELTERS							
GO15-372-345208: Lapse 12/31/14	937,193.00	937,193.00	639,098.00	260,558.00	18,723.00	18,814.00	
GO14-371-345260: Lapse 12/31/14	62,807.00	62,807.00	36,435.00	6,345.00	20,027.00		
GF15-301-356425: Lapse 12/31/15	1,000,000.00	1,000,000.00		50,416.00		36,942.00	912,642.00
GO17-373-367250: Lapse 12/31/16	800,000.00						
CW PW ADA IMPROVEMENTS							
HY13-302-331136: Lapse 12/31/13	500,000.00	500,000.00	292,318.52		39,077.78	168,603.70	
	16,740,384.88	**12,874,481.70**	**6,166,763.36**	**1,214,126.91**	**77,827.78**	**2,514,354.28**	**2,901,409.37**
TOTAL Other Projects	**17,840,384.88**	**12,974,481.70**	**6,185,956.96**	**1,217,862.56**	**154,265.43**	**2,514,987.38**	**2,901,409.37**

County of Maui
Capital Improvement Projects Report (Excluding Department of Water Supply)
As of 9/30/2015

13-903 GOVERNMENT FACILITIES	Original Appropriation	Alloted To Date	Expenditure Prior Years	Expenditure Current Year	Amount Lapsed	Encumbrance	Allotment Balance
Hana Community Plan Area							
NAHIKU COMMUNITY CENTER							
GO12-370-324200: Lapse 12/31/12	250,000.00	250,000.00	103,072.89		32,806.04	114,121.07	
Paia-Haiku Community Plan Area							
HAIKU FIRE STATION							
GF08-301-383010: Lapse 12/31/08	500,000.00	500,000.00	447,897.20			52,102.80	
GO10-368-393201: Lapse 12/31/09	600,000.00	600,000.00	470,023.31			129,976.69	
KAUNOA F/O EXPANSION/RE							
GF15-301-356403: Lapse 12/31/15	120,000.00	120,000.00	2,369.69			9,348.99	108,281.32
	1,220,000.00	**1,220,000.00**	**920,290.20**	**0.00**	**0.00**	**191,428.48**	**108,281.32**
Makawao-Pukalani-Kula Community Plan Area							
KULA COM'TY CTR LAND ACQUI							
GO17-373-367236: Lapse 12/31/16	307,000.00						
GO17-373-367237: Lapse 12/31/16	1,220,000.00						
MAKAWAO MUNI PARK'G LOT							
GF15-301-356404: Lapse 12/31/15	200,000.00	200,000.00					200,000.00
	1,727,000.00	**200,000.00**	**0.00**	**0.00**	**0.00**	**0.00**	**200,000.00**
Wailuku-Kahului Community Plan Area							
COUNTY SERVICE CENTER							
GO17-373-356293: Lapse 12/31/15	1,632,976.00						
GO17-373-367240: Lapse 12/31/16	1,200,000.00						
MARKET ST PLAZA IMPROVEMENT							
GF15-301-356409: Lapse 12/31/15	355,000.00	355,000.00	9,870.00	1,500.00		1,000.00	342,630.00
GF16-301-367104: Lapse 12/31/16	7,460,304.00	7,460,304.00					7,460,304.00
REAL PROPERTY AT WAIKAPU							
GO14-371-331243: Lapse 12/31/13	2,710,000.00	2,705,702.04	2,693,116.92			12,585.12	
OLD WAILUKU POST OFFICE REHAB							
GO14-371-323205: Lapse 12/31/12	1,298,885.38	1,249,121.73	1,187,549.85		61,571.88		
KALANA/MAUI PARK'G LOT RESURF							
GF14-301-345306: Lapse 12/31/14	200,000.00	200,000.00	11,238.27		26.54	188,735.19	
KALANA PAKUI REROOFING							
GF14-301-345307: Lapse 12/31/14	250,000.00	250,000.00		187,118.00		62,882.00	
AIR CONDITION CHILLER REPLCT							
GF14-301-345308: Lapse 12/31/14	100,000.00	100,000.00			1,959.00	98,041.00	
EDA WAILUKU MUNICIPAL PARKNG							
FF10-321-303577: 0779 6367		821,074.08	821,074.08				
LIQUOR DEPT OFFICE IMPROVEMENT							
LC14-306-345364: Lapse 12/31/14	100,000.00	100,000.00	71,503.50	234.35	27,514.95	747.20	( )
	15,307,165.38	**13,241,201.85**	**4,794,352.62**	**188,852.35**	**91,072.37**	**363,990.51**	**7,802,934.00**

13-903 GOVERNMENT FACILITIES	Original Appropriation	Alloted To Date	Expenditure Prior Years	Expenditure Current Year	Amount Lapsed	Encumbrance	Allotment Balance
Kihei-Makena Community Plan Area							
KIHEI POLICE STATION							
GO08-367-383200: Lapse 12/31/08	700,000.00	650,000.00	574,350.00			75,650.00	
GO14-371-331253: Lapse 12/31/13	3,250,000.00	3,225,277.04	3,138,885.36			86,391.68	
DMVL KIHEI SATELLITE OFF EXP							
GF14-301-345313: Lapse 12/31/14	100,000.00	100,000.00	15,175.93		80,000.00	4,824.07	
	4,050,000.00	**3,975,277.04**	**3,728,411.29**	**0.00**	**80,000.00**	**166,865.75**	**0.00**
Lanai Community Plan Area							
LANAI FIRE STN IMPRVMNT							
GF16-301-367110: Lapse 12/31/16	10,000.00	10,000.00					10,000.00
Molokai Community Plan Area							
KAUNAKAKAI POLICE STN RENOVA							
GF13-301-331114: Lapse 12/31/13	300,000.00	300,000.00			284,605.00	15,395.00	( )
GO17-373-367247: Lapse 12/31/16	250,000.00						
MOLOKAI BASEYARD DESIGN&C							
GO17-373-356254: Lapse 12/31/15	1,000,000.00						
GOLAPS-350-356459: Lapse 12/31/15	3,500,000.00	3,500,000.00		61,469.30		351,682.70	3,086,848.00
	5,050,000.00	**3,800,000.00**	**0.00**	**61,469.30**	**284,605.00**	**367,077.70**	**3,086,848.00**
Countywide							
CW FIRE FACILITIES							
GF09-301-393016: Lapse 12/31/09	150,000.00	150,000.00	36,570.60		83,916.50	29,512.90	
GF10-301-303191: Lapse 12/31/10	300,000.00	300,000.00	275,876.39		22,373.61	1,750.00	
GO10-368-313205: Lapse 12/31/11	150,000.00	150,000.00	111,925.00			38,075.00	
GF12-301-323021: Lapse 12/31/12	150,000.00	150,000.00	137,716.54		8,325.16	3,958.30	
GF14-301-345321: Lapse 12/31/14	300,000.00	300,000.00	150,186.90		5.08	149,808.02	
GF16-301-367C13: Lapse 12/31/16	300,000.00	300,000.00		63,453.02			236,546.98
CW FACILITY BUILDING IMPRMNTS							
GF10-301-303190: Lapse 12/31/10	300,000.00	300,000.00	299,962.89		37.11		
GO12-370-313204: Lapse 12/31/11	150,000.00	150,000.00	102,411.00			47,589.00	
GF12-301-323020: Lapse 12/31/12	249,000.00	249,000.00	225,535.58		23,464.42		
GF13-301-331115: Lapse 12/31/13	350,000.00	350,000.00	226,274.97	12,190.26	61,854.04	49,680.73	
GF14-301-345320: Lapse 12/31/14	500,000.00	500,000.00	337,355.93	63,782.68	4,122.45	94,738.94	
GF15-301-356C21: Lapse 12/31/15	600,000.00	600,000.00	17,784.58	11,163.99		373,168.00	197,883.43
GO17-373-367C49: Lapse 12/31/16	750,000.00						
CW POLICE FACILITIES							
GF13-301-331117: Lapse 12/31/13	300,000.00	300,000.00	276,246.51			23,753.49	
GF15-301-356C22: Lapse 12/31/15	250,000.00	250,000.00				64,461.00	185,539.00
GF16-301-367C15: Lapse 12/31/16	150,000.00	150,000.00					150,000.00
KALANA O MAUI CAMPUS EXP DESIG							
GO15-372-345202: Lapse 12/31/14	1,500,000.00	1,499,971.00	716,889.27			783,081.73	
PUBLIC SAFETY RADIO SYS REPLMT							
GOLAPS-350-323026: Lapse 12/31/12	5,522,692.00	5,522,692.00	5,484,147.00			38,545.00	

County of Maui
Capital Improvement Projects Report (Excluding Department of Water Supply)
As of 9/30/2015

13-903 GOVERNMENT FACILITIES	Original Appropriation	Alloted To Date	Expenditure Prior Years	Expenditure Current Year	Amount Lapsed	Encumbrance	Allotment Balance
GO14-371-323206: Lapse 12/31/12	857,230.13	857,230.13	698,550.31		115,220.82	43,459.00	
BUS STOPS AND SHELTERS							
HY13-302-331130: Lapse 12/31/13	200,000.00	200,000.00	139,432.00		60,568.00		
CW PUBLIC WRKS ADA IMPRVMNTS							
GO12-370-313207: Lapse 12/31/11	500,000.00	468,239.10	460,078.20		8,160.90		
HY12-302-323024: Lapse 12/31/12	500,000.00	500,000.00	57,785.60		441,188.40	1,026.00	
COUNTY BUILDING RENOVATION							
GF10-301-303189: Lapse 12/31/10	300,000.00	300,000.00	238,692.52	11,296.00	3,305.10	46,706.38	
CW FUEL TANK REPLACEMENTS							
GF14-301-345323: Lapse 12/31/14	250,000.00	250,000.00			38,790.00	211,210.00	
GF16-301-367C14: Lapse 12/31/16	100,000.00	100,000.00					100,000.00
	14,678,922.13	**13,897,132.23**	**9,993,421.79**	**161,885.95**	**871,331.59**	**2,000,523.49**	**869,969.41**
TOTAL GOVERNMENT FACILITIES	**42,293,087.51**	**36,593,611.12**	**19,539,548.79**	**412,207.60**	**1,359,815.00**	**3,204,007.00**	**12,078,032.73**

13-904 PARKS & RECREATION	Original Appropriation	Alloted To Date	Expenditure Prior Years	Expenditure Current Year	Amount Lapsed	Encumbrance	Allotment Balance
Hana Community Plan Area							
PA'ANI MAI PARK IMPROVM							
GF15-301-356402: Lapse 12/31/15	300,000.00	300,000.00	18,576.00			251,584.00	29,840.00
NAHIKU COMMUNITY CENTER							
GF13-301-331101: Lapse 12/31/13	280,000.00	280,000.00	734.50			279,265.50	
GF14-301-345302: Lapse 12/31/14	600,000.00	600,000.00			124,213.57	475,786.43	
HANA BALLFIELD							
GF14-301-345391: Lapse 12/31/14	190,000.00	190,000.00	12,058.34	174,927.05		3,014.61	
HELENE HALL IMPROVEMENTS							
GF14-301-345301: Lapse 12/31/14	165,000.00	165,000.00	625.00		656.35	163,718.65	
HANA-KEANAE-KAILUA PARKS							
GF15-301-356401: Lapse 12/31/15	165,000.00	165,000.00	9,452.50	50,672.95		70,539.10	34,335.45
GF16-301-367101: Lapse 12/31/16	446,250.00	446,250.00					446,250.00
	2,146,250.00	**2,146,250.00**	**41,446.34**	**225,600.00**	**124,869.92**	**1,243,908.29**	**510,425.45**
Paia-Haiku Community Plan Area							
PAIA-HAIKU PARKS SYSTEM							
GF16-301-367102: Lapse 12/31/16	450,000.00	450,000.00					450,000.00
Makawao-Pukalani-Kula Community Plan Area							
MAKAWAO-HAIKU-PAIA PARKS							
GF15-301-356405: Lapse 12/31/15	325,000.00	325,000.00	100,525.41	24,624.86		77,256.12	122,593.61
PUK-KULA-ULUPALAKUA PARKS							
GF15-301-356406: Lapse 12/31/15	245,000.00	245,000.00	8,013.22	24,315.00		136,406.00	76,265.78
UPCOUNTRY SKATE PARK							
GF15-301-356407: Lapse 12/31/15	75,000.00	75,000.00				28,000.00	47,000.00
MAK-PUK-KULA ULU PARKS							
GF16-301-367103: Lapse 12/31/16	435,000.00	435,000.00					435,000.00
MAYOR E TAM BALLFLD LIGHTS							
GF15-301-356408: Lapse 12/31/15	550,000.00	550,000.00	29,759.00	50.00		311,205.12	208,985.88
	1,630,000.00	**1,630,000.00**	**138,297.63**	**48,989.86**	**0.00**	**552,867.24**	**889,845.27**
Wailuku-Kahului Community Plan Area							
WAILUKU GYM IMPROVEMENTS							
GO15-372-345216: Lapse 12/31/14	46,357.94	6,150.76	1,212.96	4,937.80			
GO14-371-345245: Lapse 12/31/14	1,653,642.06	1,659,792.82	1,255,122.06	349,561.00	6,150.76	48,959.00	
GF15-301-356412: Lapse 12/31/15	275,000.00	275,000.00		7,564.37		54,306.38	213,129.25
KAHULUI PARKS SYSTEM							
GF15-301-356410: Lapse 12/31/15	325,000.00	325,000.00	3,408.76	1,210.00		50,023.74	270,357.50
GF16-301-367105: Lapse 12/31/16	600,000.00	600,000.00					600,000.00
GF16-301-367106: Lapse 12/31/16	100,000.00	100,000.00					100,000.00
KANAHA BEACH PRK MSTR PLAN							
GF15-301-356411: Lapse 12/31/15	250,000.00	250,000.00		52,088.96		197,866.04	45.00

13-904 PARKS & RECREATION	Original Appropriation	Alloted To Date	Expenditure Prior Years	Expenditure Current Year	Amount Lapsed	Encumbrance	Allotment Balance
WAIL-WAIH-WAIK PARKS SYS							
GF15-301-356413: Lapse 12/31/15	590,000.00	590,000.00	246,189.11	23,609.22		145,860.89	174,340.78
NEW KAHULUI COM'TY CENTER							
GF15-301-356414: Lapse 12/31/15	400,000.00	400,000.00					400,000.00
CENTRAL MAUI REGIONAL PARK							
GF15-301-356415: Lapse 12/31/15	150,000.00	150,000.00					150,000.00
WAIKAPU COM'TY CTR EXP							
PA15-309-356461: Lapse 12/31/15	80,000.00	80,000.00	16,020.00	11,820.00		11,073.00	41,087.00
WM CENTRAL MAUI CIVIC COMPLEX							
GF13-301-331107: Lapse 12/31/13	100,000.00	100,000.00	100,000.00				
GF14-301-345310: Lapse 12/31/14	200,000.00	200,000.00	44,653.32	14,438.09	5,818.00	135,090.59	
GF14-301-345311: Lapse 12/31/14	400,000.00	400,000.00	375,483.47		84.58	24,431.95	
	5,170,000.00	**5,135,943.58**	**2,042,089.68**	**465,229.44**	**12,053.34**	**667,611.59**	**1,948,959.53**
Kihei-Makena Community Plan Area							
S MAUI COMMUNITY PARK							
PA13-309-331156: Lapse 12/31/13	225,000.00	225,000.00	124,537.80	40,648.70		59,813.50	
GO15-372-356248: Lapse 12/31/15	16,600,000.00	449,842.80				449,842.80	
GF15-301-356416: Lapse 12/31/15	655,000.00	655,000.00	35,695.60	173,649.15		154,701.46	290,953.79
GF16-301-367107: Lapse 12/31/16	885,000.00	885,000.00					885,000.00
KENOLIO BLDG RENOVATION							
GF14-301-345314: Lapse 12/31/14	314,000.00	314,000.00	238,183.27		70,112.73	5,704.00	
WAIPUILANI PARK IRRIGATION							
GF16-301-367108: Lapse 12/31/16	800,000.00	800,000.00				166,000.00	634,000.00
	19,479,000.00	**3,328,842.80**	**398,416.67**	**214,297.85**	**70,112.73**	**836,061.76**	**1,809,953.79**
West Maui Community Plan Area							
WEST MAUI PARKS SYSTEM							
PA15-309-356462: Lapse 12/31/15	800,000.00	800,000.00		35,817.48		248,000.68	516,181.84
GF16-301-367109: Lapse 12/31/16	225,000.00	225,000.00					225,000.00
PA16-309-367154: Lapse 12/31/16	480,000.00	480,000.00					480,000.00
LAHAINA CC TENNIS COMPLEX							
PA14-309-345103: Lapse 12/31/14	335,000.00	335,000.00	46,293.00	210,329.00		78,378.00	
GF14-301-345315: Lapse 12/31/14	250,000.00	250,000.00	83,874.28			166,125.72	
MOKUHINIA ECOSYSTEM/RESTORATN							
GO15-372-345207: Lapse 12/31/14	200,000.00	199,997.11	27,182.03	40,403.71		132,411.37	
GF15-301-356560: Lapse 12/31/15	50,000.00	50,000.00					50,000.00
LAHAINA REC CTR BALLFLD LITE							
PA13-309-331158: Lapse 12/31/13	35,000.00	35,000.00	32,807.24		2,192.76		
PA14-309-345365: Lapse 12/31/14	398,000.00	398,000.00	300.00		220,100.00	177,600.00	
LAHAINA SKATE PRK COMFORT STN							
PA14-309-345366: Lapse 12/31/14	250,000.00	250,000.00	155,896.00		94,104.00		
WAHIKULI BCH PARK PAVILION							
GF13-301-331109: Lapse 12/31/13	150,000.00	150,000.00	136,533.76		55.51	13,410.73	

County of Maui
Capital Improvement Projects Report (Excluding Department of Water Supply)
As of 9/30/2015

13-904 PARKS & RECREATION	Original Appropriation	Alloted To Date	Expenditure Prior Years	Expenditure Current Year	Amount Lapsed	Encumbrance	Allotment Balance
	3,173,000.00	**3,172,997.11**	**482,886.31**	**286,550.19**	**316,452.27**	**815,926.50**	**1,271,181.84**
Lanai Community Plan Area							
LANAI SKATEBOARD PARK							
GF14-301-345317: Lapse 12/31/14	25,000.00	25,000.00	13,180.00			11,820.00	
LANAI PARKS SYSTEM							
GF15-301-356417: Lapse 12/31/15	130,000.00	130,000.00	3,435.40	21,875.07		59,114.27	45,575.26
GF16-301-367111: Lapse 12/31/16	262,500.00	262,500.00					262,500.00
	417,500.00	**417,500.00**	**16,615.40**	**21,875.07**	**0.00**	**70,934.27**	**308,075.26**
Molokai Community Plan Area							
DUKE MALIU PARKING DESIGN							
GF12-301-324029: Lapse 12/31/12	50,000.00	50,000.00	49,248.66			751.34	( )
GF13-301-331113: Lapse 12/31/13	200,000.00	200,000.00	196,254.17			3,745.83	
DUKE MALIU BALLFLD LIGHT REPLC							
GF13-301-331181: Lapse 12/31/13	50,000.00	50,000.00	39,452.71		6,175.49	4,371.80	
GF15-301-356419: Lapse 12/31/15	550,000.00	550,000.00	500,489.00			43,511.00	6,000.00
MOLOKAI PARKS SYSTEM							
GF15-301-356418: Lapse 12/31/15	695,000.00	695,000.00	547,840.30	28,655.94		118,503.77	(.01)
GF16-301-367112: Lapse 12/31/16	273,750.00	273,750.00				30,445.25	243,304.75
	1,818,750.00	**1,818,750.00**	**1,333,284.84**	**28,655.94**	**6,175.49**	**201,328.99**	**249,304.74**
Countywide							
CW PARK FACILITIES							
GF12-301-324031: Lapse 12/31/12	400,000.00	400,000.00	399,208.49			791.51	( )
GF13-301-331118: Lapse 12/31/13	400,000.00	400,000.00	356,699.79			43,300.21	
GF14-301-345325: Lapse 12/31/14	175,000.00	175,000.00	150,456.47	6,855.00		17,688.53	
GF15-301-356C24: Lapse 12/31/15	500,000.00	500,000.00	193,807.01			70,116.46	236,076.53
CW PARKS ADA IMPROVEMENTS							
GF13-301-331119: Lapse 12/31/13	500,000.00	500,000.00	500,000.00				( )
GF14-301-345324: Lapse 12/31/14	300,000.00	300,000.00	282,925.79	3,062.28	1,080.00	12,931.93	
GF15-301-356C23: Lapse 12/31/15	500,000.00	500,000.00	46,825.82	114,639.80		104,174.81	234,359.57
GF16-301-367C16: Lapse 12/31/16	200,000.00	200,000.00					200,000.00
LARGE CAP CESSPOOL CLOSURE							
GF13-301-331120: Lapse 12/31/13	300,000.00	300,000.00	106,553.79		190,556.21	2,890.00	( )
GO17-373-367252: Lapse 12/31/16	550,000.00						
	3,825,000.00	**3,275,000.00**	**2,036,477.16**	**124,557.08**	**191,636.21**	**251,893.45**	**670,436.10**
TOTAL PARKS & RECREATION	**38,109,500.00**	**21,375,283.49**	**6,489,514.03**	**1,415,755.43**	**721,299.96**	**4,640,532.09**	**8,108,181.98**

13-907 ROADS	Original Appropriation	Alloted To Date	Expenditure Prior Years	Expenditure Current Year	Amount Lapsed	Encumbrance	Allotment Balance
Hana Community Plan Area							
HANA DISTRICT RD RESURFACING							
HY01-302-317003: Lapse 12/31/01	650,000.00	643,184.00	462,188.90		147,509.31	33,485.79	
KALEPA ROCK FALL ASSESSMENT							
HY16-302-367117: Lapse 12/31/16	150,000.00	150,000.00					150,000.00
PIILANI HWY RDWY/EMBANKMENT							
GO17-373-367232: Lapse 12/31/16	500,000.00						
WAIOPAI BRIDGE IMPRV							
GO17-373-367233: Lapse 12/31/16	600,000.00						
PAPAAHAWAHAWA BRIDGE RPCT (C)							
HY97-302-377002: Lapse 12/31/97	350,000.00	350,000.00	296,312.66		53,687.34		( )
GO12-370-317201: Lapse 12/31/11	1,100,000.00	579,473.00	579,468.70			4.30	
DOT11-325-317501: #STP-BR0900(49)	5,000,000.00	4,037,352.00	2,443,290.57				1,594,061.43
KAHOLOPOO BRIDGE REPLACEMNT							
GO12-370-317200: Lapse 12/31/11 ORD3814-A	700,000.00	700,000.00	625,736.52	3,101.81	28,629.51	71,161.67	(28,629.51)
DOT12-325-327500: #STP-BR0900-078	1,680,000.00	1,672,000.00	1,299,460.00	53,739.11		59,552.77	259,248.12
WAIOHONU BRIDGE REPL BR0900(68							
DOT11-325-317505: #STP-STP0900(68	2,800,000.00	3,289,180.00	2,622,687.54			43,933.06	622,559.40
	13,530,000.00	**11,421,189.00**	**8,329,144.89**	**56,840.92**	**229,826.16**	**208,137.59**	**2,597,239.44**
Paia-Haiku Community Plan Area							
BALDWIN AVENUE BIKE PATH							
GO10-368-387201: Lapse 12/31/08	100,000.00	59,500.00	59,500.00				
BY11-304-317035: Lapse 12/31/11	200,000.00	200,000.00	35,807.60	7,787.60	58,812.00	97,592.80	
HY14-302-345100: Lapse 12/31/14	340,000.00	340,000.00	340,000.00				
GO17-373-367234: Lapse 12/31/16	350,000.00						
GO17-373-367235: Lapse 12/31/16	350,000.00	4,221.09		3,971.21			249.88
PAIA SCHOOL SAFE ROUTES							
HY15-302-356426: Lapse 12/31/15	150,000.00	150,000.00	497.24			9,552.00	139,950.76
DOT15-325-356790: #STP-STP-XXXXXX XX							
KALIALINUI BRIDGE IMPROVEMENT							
GO15-372-345239: Lapse 12/31/14	1,500,000.00	1,441,890.00	767,935.11	359,997.77		313,957.12	
BRIDGE INSPECTION PROGRAM							
DOT15-325-356770: #STP-BR-NBIS(06 2)	500,000.00	306,500.00					306,500.00
	3,490,000.00	**2,502,111.09**	**1,203,739.95**	**371,756.58**	**58,812.00**	**421,101.92**	**446,700.64**
Makawao-Pukalani-Kula Community Plan Area							
PUKALANI STREET PAVEMENT							
DOT12-325-327508: #STP-STP-3620(0 01)	1,038,137.00	737,932.26	714,998.19				22,934.07
MAK/MAKANI ROAD IMPROVEMENTS							
HY06-302-367010: Lapse 12/31/06	600,000.00	600,000.00	287,595.59			312,404.41	
DOT12-325-327504: #STP-STP-3630(1	76,359.42	1,676,359.42	800,412.26				875,947.16
KOKOMO RD PAVEMENT RECON							

13-907 ROADS	Original Appropriation	Alloted To Date	Expenditure Prior Years	Expenditure Current Year	Amount Lapsed	Encumbrance	Allotment Balance
GO15-372-356238: Lapse 12/31/15	1,450,000.00	1,450,000.00	1,167,324.25	65,347.71		217,328.04	
POLIPOLI ROAD DRAINAGE IMPRVTS							
HY09-302-397052: Lapse 12/31/09	250,000.00	250,000.00	172,164.54	2,749.98	75,085.48		
HALIIMAILE ROAD RESRFCNG							
HY11-302-317025: Lapse 12/31/11	420,000.00	420,000.00	331,331.74		20,898.63	67,769.63	
DOT12-325-327503: #STP-STP-A371(1		1,680,000.00	817,952.44				862,047.56
DOT13-325-337503: #STP-STP-A371 (002)	1,000,671.05	1,000,671.05	985,108.15	440.00			15,122.90
HALEAKALA HWY INTERSECT IMPR							
GO15-372-345211: Lapse 12/31/14	1,450,300.00	269,080.00	192,888.50	17,364.50		58,827.00	
GO14-371-345240: Lapse 12/31/14	49,700.00	49,700.00	49,700.00				
HY16-302-367118: Lapse 12/31/16	500,000.00	500,000.00					500,000.00
GOLAPS-350-367153: Lapse 12/31/16	1,000,000.00	1,000,000.00					1,000,000.00
OLD HALEAKALA HWY SIDEWALK							
SH13-323-331140: ACT106, SLH2012	998,000.00	998,000.00				998,000.00	
GO15-372-345220: Lapse 12/31/14	554,640.00	189,802.00	132,000.00			57,802.00	
GO14-371-345241: Lapse 12/31/14	37,360.00	37,360.00	28,804.00			8,556.00	
OLD HALEAKALA/MAKANI RD IMPRO							
GO15-372-345214: Lapse 12/31/14	344,789.00	9,906.19	4,600.38	5,305.81			
GO14-371-345242: Lapse 12/31/14	255,211.00	255,211.00	255,211.00				
GO17-373-356239: Lapse 12/31/15	1,381,750.00						
DOT15-325-356780: #STP-STP-0900(0 84)	4,027,000.00	4,174,005.00					4,174,005.00
KOKOMO RD PAVEMENT RECON							
DOT15-325-356740: #STP-STP-0366(0 01)	3,800,000.00	5,594,858.80	3,872,077.89			1,722,780.91	
GO17-373-367239: Lapse 12/31/16	1,400,000.00						
BALDWIN AVE RESURF PH2							
GO17-373-367238: Lapse 12/31/16	3,361,250.00	2,423.08		1,603.65			819.43
	23,995,167.47	**20,895,308.80**	**9,812,168.93**	**92,811.65**	**95,984.11**	**3,443,467.99**	**7,450,876.12**
Wailuku-Kahului Community Plan Area							
KAM/HINA AVE TRAFFIC SIGNAL							
DOT11-325-317504: #STP-STP-3940(1)	1,200,000.00	860,568.00	477,445.01				383,122.99
HY13-302-331122: Lapse 12/31/13	1,200,000.00	1,200,000.00	1,011,231.93		44,345.51	144,422.56	
HY13-302-331125: Lapse 12/31/13	250,000.00	250,000.00	98,887.76		131,572.44	19,539.80	
DOT13-325-337504: #STP-STP-0900 (079)	3,727,251.98	3,717,059.29	2,204,927.72			577,690.22	934,441.35
DOT13-325-337505: #STP-STP-3940(0 02)	493,176.96	493,176.96	325,951.04			78,159.18	89,066.74
MILL STREET RETAINING WALL							
GO14-371-331242: Lapse 12/31/13	500,000.00	500,000.00	69,118.30			430,881.70	
BALDWIN AVE RESURFACING							
DOT14-325-345403: #STP-STP-0390(0 01)	2,261,738.00	2,261,738.00	1,788,689.36	273,677.54		199,370.54	.56
KAMEHAMEHA AVE @ MAUI LANI							
HY16-302-367119: Lapse 12/31/16	1,400,000.00	1,400,000.00					1,400,000.00
WAIKO RD IMPROVEMENTS							
HY15-302-356428: Lapse 12/31/15	400,000.00	400,000.00					400,000.00
WAIALE RD SHOULDER IMPROVEMENT							

13-907 ROADS	Original Appropriation	Alloted To Date	Expenditure Prior Years	Expenditure Current Year	Amount Lapsed	Encumbrance	Allotment Balance
GO14-371-345248: Lapse 12/31/14	114,900.00	114,900.00	13,300.00	13,080.00		88,520.00	
GO17-373-356245: Lapse 12/31/15	400,000.00						
PAPA AVE PAVEMENT REHABILITATI							
GO14-371-345247: Lapse 12/31/14	2,380,000.00	2,380,000.00	1,926,428.48	136,251.40		317,320.12	
DOT14-325-347520: #STP-STP-3910(0 01)	6,625,000.00	6,625,000.00	5,930,258.37			692,913.47	1,828.16
LONO AVENUE IMPROVEMENTS							
HY12-302-327030: Lapse 12/31/12	760,000.00	760,000.00	456,585.25		276,429.06	26,985.69	
DOT12-325-327507: #STP-STO-3950(0 07)	1,608,226.46	962,602.54	830,100.75			108,161.89	24,339.90
WAKEA AVE TRAFFIC SIGNALS							
GO15-372-345217: Lapse 12/31/14	87,800.00	87,800.00	39,528.88			48,271.12	
GO14-371-345249: Lapse 12/31/14	12,200.00	12,200.00	7,950.00			4,250.00	
HY14-302-345326: Lapse 12/31/14	180,000.00	180,000.00	5,000.00		139,621.48	35,378.52	
DOT14-325-345402: #STP-STP-0900(0 82)	400,000.00	400,000.00	158,115.50			211,350.10	30,534.40
KAHEKILI HWAY PAVMENT/REHAB							
DOT12-325-327501: #STP-STP3405(3)	3,200,000.00	3,200,000.00	2,318,400.75				881,599.25
GO17-373-367241: Lapse 12/31/16	3,000,000.00						
WAKEA PVMNT KAAHUMANU/PUUNENE							
HY13-302-331124: Lapse 12/31/13	800,000.00	800,000.00	686,670.03		47,101.47	66,228.50	
DOT13-325-337515: #STP-STP-3920 (006)	3,275,685.65	3,267,572.54	2,214,779.41			246,774.69	806,018.44
GO14-371-345250: Lapse 12/31/14	517,573.02	517,573.02	448,679.45			68,893.57	
DOT14-325-345401: #STP-STP-0900(0 82)	2,500,000.00	2,229,601.16	1,794,717.81			370,354.26	64,529.09
IAO SCHOOL PEDESTRIAN IMPRVT							
HY14-302-345328: Lapse 12/31/14	250,000.00	250,000.00		250,000.00			
ONEHEE AVE BIKE PLAN IMPROVE							
HY14-302-345327: Lapse 12/31/14	40,000.00	40,000.00				40,000.00	
BY16-304-367129: Lapse 12/31/16	150,000.00	150,000.00					150,000.00
KUIKAHI DR PAVEMENT REHAB							
GO17-373-367242: Lapse 12/31/16	440,000.00						
LONO AVE PAVEMENT REHAB							
HY15-302-356427: Lapse 12/31/15	173,000.00	173,000.00	173,000.00				
DOT15-325-356720: #STP-STP-3950(0 08)	694,000.00	1,544,784.53	1,357,514.62			187,269.91	
IAO STREAM BRIDGE REPAIRS							
GO17-373-356243: Lapse 12/31/15	300,000.00						
GO17-373-356244: Lapse 12/31/15	700,000.00						
GO17-373-356246: Lapse 12/31/15	500,000.00						
HANSEN ROAD IMPROVEMENT							
GO15-372-356242: Lapse 12/31/15	1,375,000.00	1,375,000.00	556,765.48	183,235.85		634,998.67	
DOT15-325-356700: #STP-STP-3600(0 01)	3,500,000.00	3,779,905.92	1,614,152.67	503,506.39		1,662,246.86	
LOWER MAIN ST RESURFACING							
HY16-302-367120: Lapse 12/31/16	150,000.00	150,000.00					150,000.00
	45,565,552.07	**40,082,481.96**	**26,508,198.57**	**1,359,751.18**	**639,069.96**	**6,259,981.37**	**5,315,480.88**
Kihei-Makena Community Plan Area							
S KIHEI ROAD STUDY KAMIII/KILO							

13-907 ROADS	Original Appropriation	Alloted To Date	Expenditure Prior Years	Expenditure Current Year	Amount Lapsed	Encumbrance	Allotment Balance
HY12-302-327031: Lapse 12/31/12	100,000.00	100,000.00	92,278.08		7,721.92		
HY13-302-331129: Lapse 12/31/13	80,000.00	80,000.00	42,035.00		19,950.00	18,015.00	
HY14-302-345330: Lapse 12/31/14	550,000.00	550,000.00	246,537.78	182,231.70	54,230.57	66,999.95	
KIHEI GREENWAY IMPROVEMNTS							
BY12-304-327036: Lapse 12/31/12	150,000.00	150,000.00	74,896.14	75,103.86			
S KIHEI RD PAVEMENT REHAB							
HY13-302-331127: Lapse 12/31/13	600,000.00	600,000.00	325,048.46		248,851.10	26,100.44	
HY14-302-345329: Lapse 12/31/14	150,000.00	150,000.00	2,298.34		147,701.66		
DOT14-325-345400: #STP-STP-3100(0 13)	2,600,000.00	1,404,595.61	1,259,729.99			144,865.62	
HY16-302-367121: Lapse 12/31/16	100,000.00	100,000.00					100,000.00
KIHEI BIKEWAY-PIILANI NORTH							
DOT04-325-347501: #STP-STP-3115(2)		1,829,362.16	1,447,471.86	(15,241.03)			397,131.33
BY16-304-367130: Lapse 12/31/16	353,469.00	353,469.00		2,498.23			350,970.77
PV16-329-367579:	46,531.00	46,531.00					46,531.00
DOT16-325-369501: #STP-STP-3115(0 03)	2,082,617.00	2,082,617.00					2,082,617.00
NORTH SO COLLECTOR RD/NAMAUU							
HY14-302-345331: Lapse 12/31/14	250,000.00	250,000.00	11,859.72	15,609.90		222,530.38	
GO17-373-367244: Lapse 12/31/16	553,622.00						
PV16-329-367577:	246,378.00	246,378.00					246,378.00
KULANIHAKOI BRIDGE REPLACEMNT							
HY11-302-317030: Lapse 12/31/11	700,000.00	700,000.00	468,333.46	3,230.50		228,436.04	
WAILEA ALANUI/IKE DR PAVEMENT							
GO15-372-356249: Lapse 12/31/15	2,170,000.00	1,615,949.56	149,936.06			1,466,013.50	
DOT15-325-356760: #STP-STP-0900(0 84)	5,880,000.00	5,926,495.29	580,082.32			5,346,412.97	
	16,612,617.00	**16,185,397.62**	**4,700,507.21**	**263,433.16**	**478,455.25**	**7,519,373.90**	**3,223,628.10**
West Maui Community Plan Area							
WM ROADWAY IMPRV SVO GRANT							
PV16-329-367575:	1,700,000.00	1,700,000.00					1,700,000.00
FRONT ST BREAKWALL REPAIR							
HY15-302-356429: Lapse 12/31/15	150,000.00	150,000.00				74,411.00	75,589.00
HY15-302-356430: Lapse 12/31/15	250,000.00	250,000.00				124,019.00	125,981.00
LWR HONOAPIILANI PHASE III							
GO98-359-387470: Lapse 12/31/98	500,000.00	500,000.00	493,637.51		6,362.49		
GO10-368-397203: Lapse 12/31/09	1,000,000.00	102,064.14	75,600.00		26,464.14		
L HONOAPIILANI MTV GRANT							
PV15-329-356575:	715,000.00	715,000.00					715,000.00
SHAW ST SIDEWALK/WAINEE ST							
HY10-302-307027: Lapse 12/31/10	250,000.00	250,000.00	77,950.51	35,455.75	100,642.74	35,951.00	
	4,565,000.00	**3,667,064.14**	**647,188.02**	**35,455.75**	**133,469.37**	**234,381.00**	**2,616,570.00**
Countywide							
BIKEWAY PROJECTS							
BY01-304-317020: Lapse 12/31/01	300,000.00	300,000.00	153,432.50			146,567.50	

13-907 ROADS	Original Appropriation	Alloted To Date	Expenditure Prior Years	Expenditure Current Year	Amount Lapsed	Encumbrance	Allotment Balance
BY03-304-337014: Lapse 12/31/03	300,000.00	300,000.00	67,439.17		187,343.59	45,217.24	
BY04-304-347020: Lapse 12/31/04	300,000.00	300,000.00	226,795.18		1,614.56	71,590.26	
BY13-304-331138: Lapse 12/31/13	300,000.00	300,000.00	111,354.54	7,157.34		181,488.12	
BY14-304-345337: Lapse 12/31/14	300,000.00	300,000.00	19,565.14	44,289.82	147,941.95	88,203.09	
BY15-304-356C37: Lapse 12/31/15	620,000.00	620,000.00	9,627.70	21,616.03		78,917.16	509,839.11
BY16-304-367C31: Lapse 12/31/16	150,000.00	150,000.00					150,000.00
CW SIDEWALK IMPROVEMENTS							
HY13-302-331133: Lapse 12/31/13	500,000.00	500,000.00	321,617.69		35,844.00	142,538.31	
HY14-302-345335: Lapse 12/31/14	450,000.00	450,000.00	331,911.47	11,682.26	41,302.85	65,103.42	
HY15-302-356C35: Lapse 12/31/15	500,000.00	500,000.00	893.29	203,914.15		166,959.91	128,232.65
HY16-302-367C26: Lapse 12/31/16	400,000.00	400,000.00					400,000.00
CW BRIDGE REPAIR/MAINTENANCE							
HY01-302-317016: Lapse 12/31/01	250,000.00	250,000.00	165,350.87	5,766.72	11.48	78,870.93	
HY14-302-345332: Lapse 12/31/14	295,000.00	295,000.00	150,402.76			144,597.24	
HY15-302-356C31: Lapse 12/31/15	370,000.00	370,000.00	75,095.40	16,840.72		127,882.25	150,181.63
HY16-302-367C22: Lapse 12/31/16	370,000.00	370,000.00					370,000.00
HY16-302-367C23: Lapse 12/31/16	400,000.00	400,000.00				400,000.00	
HY16-302-367C24: Lapse 12/31/16	5,718,028.00	5,718,028.00		1,529.80		1,100,000.00	4,616,498.20
HY16-302-367C27: Lapse 12/31/16	139,640.00	139,640.00					139,640.00
CW ROAD RESURFACING							
HY11-302-317031: Lapse 12/31/11	3,200,000.00	3,200,000.00	2,816,546.60	21,099.37	362,354.03		
HY12-302-327032: Lapse 12/31/12	5,436,736.00	5,436,736.00	4,712,209.02	18,591.82	127,815.36	578,119.80	
HY13-302-331131: Lapse 12/31/13	6,211,200.00	6,211,200.00	5,658,023.54	2,870.19	154,131.14	396,175.13	( )
HY14-302-345333: Lapse 12/31/14	5,546,744.00	5,546,744.00	3,499,514.15	133,635.16	768.15	1,912,826.54	
HY15-302-356C32: Lapse 12/31/15	500,000.00	500,000.00	53,440.58	25,503.56		121,055.86	300,000.00
HY15-302-356C33: Lapse 12/31/15	4,943,698.00	4,943,698.00	1,536,914.01	992,611.44		1,401,654.99	1,012,517.56
HY16-302-367128: Lapse 12/31/16	160,000.00	160,000.00					160,000.00
CW SAFETY IMPROVEMNTS							
HY07-302-377033: Lapse 12/31/07	600,000.00	600,000.00	518,429.51		36,837.37	44,733.12	( )
HY08-302-387030: Lapse 12/31/08	500,000.00	500,000.00	328,696.01		82,236.34	89,067.65	
HY12-302-327033: Lapse 12/31/12	150,000.00	150,000.00	115,942.56		32,252.89	1,804.55	
HY13-302-331132: Lapse 12/31/13	600,000.00	600,000.00	426,107.52	1,182.28	5,955.41	166,754.79	
HY14-302-345334: Lapse 12/31/14	500,000.00	500,000.00	324,284.19		96,215.15	79,500.66	
HY15-302-356C34: Lapse 12/31/15	600,000.00	600,000.00	42,711.20	242,150.52		158,122.33	157,015.95
HY16-302-367C25: Lapse 12/31/16	390,000.00	390,000.00		645.18			389,354.82
EHA ST RDWAY DEDICTION							
HY16-302-367324: Lapse 12/31/16	300,000.00	300,000.00			300,000.00		
CW SPEED HUMP TABLE PROGRAM							
HY13-302-331135: Lapse 12/31/13	500,000.00	500,000.00	464,912.02		35,087.98		
HY14-302-345336: Lapse 12/31/14	500,000.00	500,000.00	73,628.58	42,525.00	206,682.54	177,163.88	
HY15-302-356C36: Lapse 12/31/15	500,000.00	500,000.00					500,000.00
KAMEHAMEHA AVE ST LIGHT							
HY16-302-367325: Lapse 12/31/16	10,000.00	10,000.00			10,000.00		
KAMALII ELEM SCH SAFE ROUTES							
DOT13-325-337507: #STP-SRS-1500(6 0)	460,000.00	459,000.00	377,146.79			49,982.71	31,870.50
PRINCESS NAHIENAENA SAFE ROUTE							

13-907 ROADS	Original Appropriation	Alloted To Date	Expenditure Prior Years	Expenditure Current Year	Amount Lapsed	Encumbrance	Allotment Balance
DOT13-325-337508: #STP-SRS-1500(5 9)	150,000.00	155,000.00	105,033.40			20,735.48	29,231.12
WAILUKU MUNI PARKING LOT							
HY15-302-356439: Lapse 12/31/15	350,000.00	350,000.00	3,441.65	25.00		1,604.16	344,929.19
SAFE ROUTES TO SCH PRG							
SH15-323-356730: ORD#4195	101,000.00	152,109.38					152,109.38
BRIDGE INSPECTN NBIS(062)							
DOT15-325-356710: #STP-BR-NBIS(06 2		305,600.00				305,600.00	
	43,872,046.00	**44,232,755.38**	**22,690,467.04**	**1,793,636.36**	**1,864,394.79**	**8,342,837.08**	**9,541,420.11**
TOTAL ROADS	**151,630,382.54**	**138,986,307.99**	**73,891,414.61**	**3,973,685.60**	**3,500,011.64**	**26,429,280.85**	**31,191,915.29**

13-908 SOLID WASTE FACILITIES	Original Appropriation	Alloted To Date	Expenditure Prior Years	Expenditure Current Year	Amount Lapsed	Encumbrance	Allotment Balance
Hana Community Plan Area							
HANA LF MAKAI BERM WASTE							
SW15-305-356477: Lapse 12/31/15	750,000.00	750,000.00	1,249.99	40,496.55		240,363.45	467,890.01
SW16-305-367166: Lapse 12/31/16	250,000.00	250,000.00					250,000.00
	1,000,000.00	**1,000,000.00**	**1,249.99**	**40,496.55**	**0.00**	**240,363.45**	**717,890.01**
Makawao-Pukalani-Kula Community Plan Area							
MAKANI CLOSED LF REMEDIATIN							
SW16-305-367167: Lapse 12/31/16	300,000.00	300,000.00					300,000.00
Wailuku-Kahului Community Plan Area							
CTRL MAUI LDFILL WIND TURBINE							
GOLAPS-350-331182: Lapse 12/31/13	350,000.00	350,000.00	350,000.00				
GO14-371-345205: Lapse 12/31/14	18,927.35	18,927.35	18,927.35				
GO15-372-345209: Lapse 12/31/14	29,072.65	29,072.00	29,072.00				
CMLF PH IV FINAL CLOSURE							
SW12-305-328003: Lapse 12/31/12	250,000.00	250,000.00	101,810.69		148,189.31		
CENTRAL MAUI LANDFILL (CML)							
GOLAPS-350-331152: Lapse 12/31/13	390,000.00	390,000.00	356,751.54	21,824.05		11,424.41	
GO15-372-356247: Lapse 12/31/15	250,000.00	247,200.00	7,820.00	8,435.00		230,945.00	
SW15-305-356478: Lapse 12/31/15	1,050,000.00	1,050,000.00	27,740.00	166,155.00		727,104.87	129,000.13
WAIKAPU CLOSED LF REMEDIATIN							
SW16-305-367168: Lapse 12/31/16	300,000.00	300,000.00					300,000.00
	2,638,000.00	**2,635,199.35**	**892,121.58**	**196,414.05**	**148,189.31**	**969,474.28**	**429,000.13**
West Maui Community Plan Area							
OLOWALU CLOSED LF REMEDIATIN							
SW16-305-367169: Lapse 12/31/16	300,000.00	300,000.00					300,000.00
Molokai Community Plan Area							
MOLOKAI LDFILL CELL#4 CONSTRUC							
GO15-372-345213: Lapse 12/31/14	730,515.00	638,963.46	491,157.99	23,355.00	67,231.71	57,218.76	
KALAMAULA CLOSED LF REMEDIATIN							
SW16-305-367170: Lapse 12/31/16	400,000.00	400,000.00					400,000.00
	1,130,515.00	**1,038,963.46**	**491,157.99**	**23,355.00**	**67,231.71**	**57,218.76**	**400,000.00**
Countywide							
SATELLITE TRFR STN PRELIM							
SW15-305-356479: Lapse 12/31/15	150,000.00	150,000.00	17,211.29	46,619.51		86,169.20	
TOTAL SOLID WASTE FACILITIES	**5,518,515.00**	**5,424,162.81**	**1,401,740.85**	**306,885.11**	**215,421.02**	**1,353,225.69**	**2,146,890.14**

13-909 WASTEWATER FACILITIES	Original Appropriation	Alloted To Date	Expenditure Prior Years	Expenditure Current Year	Amount Lapsed	Encumbrance	Allotment Balance
Paia-Haiku Community Plan Area							
PAIA FORCE MAIN REPLACEMENT							
WM13-303-331159: Lapse 12/31/13	560,000.00	560,000.00	480,906.80	51,490.70		27,602.50	
SH/LN-341-356480: C15005 48 Lapse 12/3	5,100,000.00	5,100,000.00		820,889.96		1,029,277.04	3,249,833.00
	5,660,000.00	**5,660,000.00**	**480,906.80**	**872,380.66**	**0.00**	**1,056,879.54**	**3,249,833.00**
Wailuku-Kahului Community Plan Area							
WAI/KAH WWRF SHORELINE EROSION							
GO10-368-389200: Lapse 12/31/08	1,000,000.00	1,000,000.00	968,950.00		31,050.00		
WM13-303-331162: Lapse 12/31/13	6,000,000.00	6,000,000.00	3,487,820.06	433,507.65	2,076,500.00	2,172.29	
EPA CONSENT DECREE SEWER REHAB							
WM15-303-356463: Lapse 12/31/15	500,000.00	500,000.00	8,120.00	29,817.52		200,000.00	262,062.48
WM16-303-367155: Lapse 12/31/16	750,000.00	750,000.00					750,000.00
HOO HUI ANA FORCE MAIN REPLMNT							
WM12-303-329006: Lapse 12/31/12	60,000.00	60,000.00	60,000.00				
WM14-303-345369: Lapse 12/31/14	900,000.00	900,000.00			272,900.00	627,100.00	
MALUHIA BEACH LOTS SWR SYSTEM							
WM12-303-329007: Lapse 12/31/12	100,000.00	100,000.00	74,960.16	1,351.17		23,688.67	
WM14-303-345370: Lapse 12/31/14	1,000,000.00	1,000,000.00			151,600.00	848,400.00	
HAWAIIAN HOMES FM REPLACEMENT							
WM14-303-345368: Lapse 12/31/14	280,000.00	280,000.00	209,980.71	17,827.45		52,191.84	
SH/LN-341-367171: Lapse 12/31/16	2,240,000.00	2,240,000.00					2,240,000.00
WAIEHU WW PUMP STN MODIFICATIO							
WM14-303-345371: Lapse 12/31/14	2,000,000.00	2,000,000.00		288,037.87	18,637.00	1,693,325.13	
SH/LN-341-356481: Lapse 12/31/15	1,300,000.00	1,300,000.00					1,300,000.00
CENTRAL MAUI RECLAIMED WATER							
WM12-303-329009: Lapse 12/31/12	500,000.00	500,000.00	174,457.00		325,543.00		
	16,630,000.00	**16,630,000.00**	**4,984,287.93**	**770,541.66**	**2,876,230.00**	**3,446,877.93**	**4,552,062.48**
Kihei-Makena Community Plan Area							
KIHEI FM #16 REPLACEMENT							
WM14-303-345372: Lapse 12/31/14	500,000.00	500,000.00	20,150.95	30,078.74		449,770.31	
KIHEI WWPS #10 FM REPLACEMENT							
SH/LN-341-345387: C15007 22 Lapse 12/3	1,620,000.00	1,620,000.00	216,160.00			1,403,840.00	
KIHEI FORCE MAIN#10 REPLMNT							
WM12-303-329010: Lapse 12/31/12	180,000.00	180,000.00	149,186.00			30,814.00	
WM13-303-331164: Lapse 12/31/13	200,000.00	200,000.00	144,365.40	26,834.94	28,799.66		
WM15-303-356465: Lapse 12/31/15	300,000.00	300,000.00					300,000.00
SH/LN-341-356482: C15007 17 Lapse 12/3	1,044,000.00	1,044,000.00	964,259.63	61,084.15		18,626.22	30.00
SH/LN-341-367173: Lapse 12/31/16	4,400,000.00	4,400,000.00					4,400,000.00
LILOA DR RECYCLED WATER							
WM15-303-356464: Lapse 12/31/15	100,000.00	100,000.00		25,280.00		74,720.00	
	8,344,000.00	**8,344,000.00**	**1,494,121.98**	**143,277.83**	**28,799.66**	**1,977,770.53**	**4,700,030.00**

13-909 WASTEWATER FACILITIES	Original Appropriation	Alloted To Date	Expenditure Prior Years	Expenditure Current Year	Amount Lapsed	Encumbrance	Allotment Balance
West Maui Community Plan Area							
LAHAINA WWRF MODFCTN STAGE 1A							
GO08-367-369201: Lapse 12/31/06	1,000,000.00	1,000,000.00	417,479.00			582,521.00	
WM15-303-356468: Lapse 12/31/15	2,000,000.00	2,000,000.00					2,000,000.00
SH/LN-341-367174: Lapse 12/31/16	12,500,000.00	12,500,000.00					12,500,000.00
LAHAINA WW RECLAM FAC CONCRT							
WM14-303-345376: Lapse 12/31/14	750,000.00	750,000.00	750,000.00				
WM15-303-356467: Lapse 12/31/15	500,000.00	500,000.00	192,078.45	92,564.57		141,458.59	73,898.39
WM16-303-367157: Lapse 12/31/16	1,600,000.00	1,600,000.00					1,600,000.00
HONOAPIILANI RECYCLED WATER LA							
WM15-303-356466: Lapse 12/31/15	350,000.00	350,000.00					350,000.00
WM16-303-367156: Lapse 12/31/16	1,000,000.00	1,000,000.00					1,000,000.00
LAHAINA FORCE MAIN#4 REPLCMNT							
WM11-303-319007: Lapse 12/31/11	110,000.00	110,000.00	110,000.00				
WM12-303-329015: Lapse 12/31/12	50,000.00	50,000.00	46,287.00		436.00	3,277.00	
WM13-303-331166: Lapse 12/31/13	1,000,000.00	1,000,000.00	552,519.80		229,050.00	218,430.20	
KAANAPALI WW PUMP STN MODIFICA							
WM13-303-331165: Lapse 12/31/13	100,000.00	100,000.00	100,000.00				
WM14-303-345375: Lapse 12/31/14	1,000,000.00	1,000,000.00		180,135.79		819,864.21	
LAHAINA WW PUMP STATION #2							
SH/LN-341-331180: C15005 10 Lapse 12/3	5,000,000.00	5,000,000.00	2,358,070.41	661,006.26	521,897.00	1,459,026.33	
KAANAPALI RESORT R-1 WATER DIS							
WM14-303-345374: Lapse 12/31/14	700,000.00	700,000.00	31,360.00			668,640.00	
LAHAINA WWRF ODOR CONTROL							
WM13-303-331168: Lapse 12/31/13	800,000.00	800,000.00	299,829.20		337,429.00	162,741.80	
WM15-303-356469: Lapse 12/31/15	4,000,000.00	4,000,000.00					4,000,000.00
W MAUI RECYC'D WATER SYS EXP							
WM14-303-345377: Lapse 12/31/14	50,000.00	50,000.00			325.00	49,675.00	
WM16-303-367161: Lapse 12/31/16	1,360,000.00	1,360,000.00					1,360,000.00
NAPILI #5&6 FM REPLACEMENTS							
WM15-303-356470: Lapse 12/31/15	300,000.00	300,000.00				300,000.00	
WM16-303-367158: Lapse 12/31/16	120,000.00	120,000.00					120,000.00
WM16-303-367159: Lapse 12/31/16	120,000.00	120,000.00					120,000.00
NAPILI WWPS #1-6 MODIFC							
WM15-303-356471: Lapse 12/31/15	500,000.00	500,000.00				492,000.00	8,000.00
SHERATON WW LIFT STN MOD							
WM15-303-356472: Lapse 12/31/15	25,000.00	25,000.00		6,249.96		18,750.04	
WM16-303-367160: Lapse 12/31/16	80,000.00	80,000.00					80,000.00
	35,015,000.00	**35,015,000.00**	**4,857,623.86**	**939,956.58**	**1,089,137.00**	**4,916,384.17**	**23,211,898.39**
Countywide							
CW EPA CONSNT DECR COMPLNC PRJ							
WM11-303-319013: Lapse 12/31/11	500,000.00	500,000.00	422,849.68		77,150.32		
WM12-303-329020: Lapse 12/31/12	500,000.00	500,000.00	483,675.75	13,719.60	2,604.65		

13-909 WASTEWATER FACILITIES	Original Appropriation	Alloted To Date	Expenditure Prior Years	Expenditure Current Year	Amount Lapsed	Encumbrance	Allotment Balance
WM13-303-331170: Lapse 12/31/13	761,925.00	761,925.00	545,274.59	5,030.28		211,620.13	
WM13-303-331171: Lapse 12/31/13	2,200,000.00	2,200,000.00	1,910,017.63	70,942.97		219,039.40	
WM14-303-345378: Lapse 12/31/14	750,000.00	750,000.00	371,805.78	57,313.61	40,500.00	280,380.61	
WM14-303-345379: Lapse 12/31/14	2,800,000.00	2,800,000.00	2,741,236.16		58,763.84		
WM15-303-356C73: Lapse 12/31/15	1,080,000.00	1,080,000.00	4,330.00	13,839.80		1,057,373.40	4,456.80
WM15-303-356C74: Lapse 12/31/15	2,000,000.00	2,000,000.00	1,075,487.87			852,155.00	72,357.13
WM16-303-367C62: Lapse 12/31/16	500,000.00	500,000.00					500,000.00
WM16-303-367C63: Lapse 12/31/16	2,000,000.00	2,000,000.00				90,727.79	1,909,272.21
CW PUMP STATION RENOVATIONS							
WM11-303-319010: Lapse 12/31/11	1,000,000.00	1,000,000.00	879,818.63		84,894.00	35,287.37	
CW WET WELL REHABILITATION							
WM11-303-319012: Lapse 12/31/11	1,000,000.00	1,000,000.00	843,479.82	63,990.64	38,933.00	53,596.54	
WM14-303-345381: Lapse 12/31/14	1,000,000.00	1,000,000.00	918,587.42	81,412.58			
WM15-303-356C76: Lapse 12/31/15	1,000,000.00	1,000,000.00	21,211.80			314,318.56	664,469.64
CW SOIL AQUIFER TREATMENT							
WM16-303-367C64: Lapse 12/31/16	100,000.00	100,000.00					100,000.00
CW WSTWTR SYSTEM MODIFICATION							
WM12-303-329023: Lapse 12/31/12	1,000,000.00	1,000,000.00	749,703.09	39,800.00	80,091.91	130,405.00	( )
WM13-303-331172: Lapse 12/31/13	1,000,000.00	1,000,000.00	940,221.22	13,252.19	15,672.95	30,853.64	
WM14-303-345380: Lapse 12/31/14	1,000,000.00	1,000,000.00	485,697.59	239,185.76	55,499.20	219,617.45	
WM15-303-356C75: Lapse 12/31/15	1,000,000.00	1,000,000.00	123,056.11	205,002.16		671,941.40	.33
WM16-303-367C65: Lapse 12/31/16	500,000.00	500,000.00					500,000.00
	21,691,925.00	**21,691,925.00**	**12,516,453.14**	**803,489.59**	**454,109.87**	**4,167,316.29**	**3,750,556.11**
TOTAL WASTEWATER FACILITIES	**87,340,925.00**	**87,340,925.00**	**24,333,393.71**	**3,529,646.32**	**4,448,276.53**	**15,565,228.46**	**39,464,379.98**

13-909 WASTEWATER FACILITIES	Original Appropriation	Alloted To Date	Expenditure Prior Years	Expenditure Current Year	Amount Lapsed	Encumbrance	Allotment Balance
TOTAL CAPITAL PROJECTS FUND	373,259,886.46	326,763,823.86	144,367,843.33	11,335,740.49	13,809,714.82	60,916,497.77	96,334,027.45