


May 24, 2022

MEMO TO: APT-60 File

F R O M: Shane M. Sinenci, Chair 
Agriculture and Public Trust Committee

SUBJECT: **TRANSMITTAL OF INFORMATIONAL DOCUMENTS RELATING TO BILL 79 (2022), EXEMPTIONS FOR AGRICULTURAL WATER CONSUMERS FROM RESTRICTIONS OR MANDATES DURING WATER SHORTAGES** (APT-60)

The attached informational documents pertain to Item 60 on the Committee's agenda.

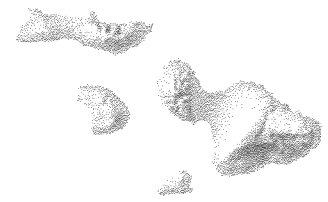

apt:ltr:060afile01:ans

Attachments

MICHAEL P. VICTORINO
Mayor

JEFFREY T. PEARSON, P.E.
Director

HELENE KAU
Deputy Director



DEPARTMENT OF WATER SUPPLY
COUNTY OF MAUI
200 SOUTH HIGH STREET
WAILUKU, MAUI, HAWAII 96793
<http://www.mauicounty.gov/water>

February 15, 2022

Honorable Michael P. Victorino
Mayor, County of Maui
200 South High Street
Wailuku, Hawaii 96793

APPROVED FOR TRANSMITTAL

Scary 2/15/22
Acting Mayor Date

DEPARTMENT OF WATER SUPPLY

2022 FEB 16 PM 3:10

RECEIVED

For Transmittal to:

The Honorable Shane M. Sinenci
Councilmember
Maui County Council
Wailuku, HI 96793

Dear Councilmember Sinenci,

SUBJECT: **DATA ON WATER CONSUMPTION BY AGRICULTURAL WATER CONSUMERS** (PAF 22-012)

I am in receipt of your letter dated February 8, 2022 requesting data on water consumption by agricultural water consumers. Following, in bold and italics, are my answers to your questions:

1. Average yearly water consumption, broken down by:
 - a) General,
 - b) Agriculture,
 - c) Non-potable agricultural, and
 - d) Water-shortage rates.

RESPONSE:

| <i>Consumption in Gallons (000)</i> | 2019 | 2020 | 2021 | 3 Year Average |
|--|------------------|------------------|------------------|---------------------------|
| <i>General</i> | 5,424,308 | 5,410,107 | 4,939,930 | 5,258,115 |
| <i>Agriculture</i> | 834,420 | 913,438 | 941,278 | 896,379 |
| <i>Non-Potable</i> | 145,819 | 145,428 | 157,390 | 149,546 |

We have never billed for water consumption using the water-shortage rate structure.

"By Water All Things Find Life"

2. Average yearly water consumption at agricultural rates by type of activity, including:
- a) Agriculture,
 - b) Livestock raising,
 - c) Dairy farming, and
 - d) Aquaculture.

RESPONSE:

- a) See table above.
- b) We do not have water consumption data by agricultural type or activity.
- c) See above response.
- d) See above response.

3. Average yearly water consumption at water-shortage rates by agricultural users, broken down, if possible, by type of agricultural activity.

RESPONSE:

We have not billed for water consumption using the water-shortage rate structure.

4. Any other relevant data on water consumption for agricultural purposes.

RESPONSE:

Agricultural water consumption in 2021 was 7.8% of all water consumption billed during the year.

Sincerely,



JEFFREY T. PEARSON, P.E.
DIRECTOR


220013

Council Chair
Alice L. Lee

Vice-Chair
Keani N.W. Rawlins-Fernandez

Presiding Officer Pro Tempore
Tasha Kama

Councilmembers
Gabe Johnson
Kelly Takaya King
Michael J. Molina
Tamara Paltin
Shane M. Sinenci
Yuki Lei K. Sugimura



COUNTY COUNCIL
COUNTY OF MAUI
200 S. HIGH STREET
WAILUKU, MAUI, HAWAII 96793
www.MauiCounty.us

February 8, 2022

Director of Council Services
Traci N. T. Fujita, Esq.

Deputy Director of Council Services
David M. Raatz, Jr., Esq.

RECEIVED
FEB 10 PM 2:18
DEPT OF WATER SUPPLY
COUNTY OF MAUI

Mr. Jeffrey T. Pearson, Director
Department of Water Supply
County of Maui
Wailuku, Hawaii 96793

Approved: [Signature]

Date: 2/10/22

Dear Mr. Pearson:

SUBJECT: DATA ON WATER CONSUMPTION BY AGRICULTURAL WATER CONSUMERS (PAF 22-012)

I would like to request data on water consumption by consumers receiving agricultural rates and related data.

Specifically, may I please request the following information:

1. Average yearly water consumption, broken down by:
 - (a) general,
 - (b) agricultural,
 - (c) nonpotable agricultural, and
 - (d) water-shortage rates.

2. Average yearly water consumption at agricultural rates by type of activity, including:
 - (a) agriculture,
 - (b) livestock raising,
 - (c) dairy farming, and
 - (d) aquaculture.

3. Average yearly water consumption at water-shortage rates by agricultural users, broken down, if possible, by type of agricultural activity.

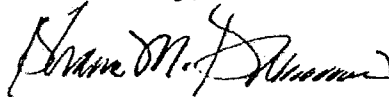
Mr. Jeffrey T. Pearson
February 8, 2022
Page 2

4. Any other relevant data on water consumption for agricultural purposes.

May I further request your response by **February 22, 2022** to allow adequate time to consider the data before the start of budget deliberations. To ensure efficient processing, please include the relevant PAF number in the subject line of your response.

Should you have any questions, please contact me, Legislative Analyst Paige Greco at ext. 7660, or Legislative Analyst Alison Stewart at ext. 7661.

Sincerely,



SHANE M. SINENCI
Councilmember


paf:pmg:22-012c

cc: Mayor Michael P. Victorino

MICHAEL P. VICTORINO
Mayor

HELENE KAU
Acting Director

SHAYNE R. AGAWA, P.E.
Deputy Director



DEPARTMENT OF WATER SUPPLY
COUNTY OF MAUI
200 SOUTH HIGH STREET
WAILUKU, MAUI, HAWAII 96793
<http://www.mauicounty.gov/water>

May 5, 2022



2022 MAY -6 PM 2:41
OFFICE OF THE
COUNTY COUNCIL

RECEIVED

Honorable Michael P. Victorino
Mayor, County of Maui
200 South High Street
Wailuku, Hawaii 96793

APPROVED FOR TRANSMITTAL

Michael P. Viti 5/6/22
Mayor Date

For Transmittal to:

The Honorable Shane M. Sinenci
Councilmember
Maui County Council
200 South High Street
Wailuku, Hawaii 96793

Dear Councilmember Sinenci,

SUBJECT: **DATA ON WATER CONSUMPTION** (PAF 22-012)

Thank you for your letter dated April 26, 2022 with regards to the above-entitled matter. Following are my responses to your questions:

1. Average yearly water consumption, by district, by (a) agricultural consumers; and (b) general consumers.

Response:

See Attachment 1.

Please note the high percentage of agricultural use in the Upcountry system. As we tend to have water shortages Upcountry, extending the agricultural consumer exemption from restrictions or mandates from ninety to one hundred eighty days may result in insufficient potable water supply for general consumers.

"By Water All Things Find Life"

2. A copy of the report submitted to the Board of Water Supply with an analysis of high consumption water users.

Response:

See Attachment 2.

3. The number of water meters that have been removed in the past ten years. If possible, please indicate how many of these were upgrades, as opposed to removals for nonpayment, violations, or other enforcement action.

RESPONSE:

See Attachment 3.

If you have additional questions, please do not hesitate to contact me.

Sincerely,


HELENE KAU
ACTING DIRECTOR

HK:lk
Attachments

In Thousands of Gallons


| Gen | In Thousands of Gallons | | | In Thousands of Gallons | | |
|---------|-------------------------|-----------|-----------|---------------------------|---------------------------|---------------------------|
| | FY19 | FY20 | FY21 | Total Consumption FY19 | Total Consumption FY20 | Total Consumption FY21 |
| Wailuku | 3,971,191 | 3,927,560 | 3,626,835 | 4,204,441 | 4,184,277 | 3,801,293 |
| Makawao | 160,093 | 182,655 | 169,219 | 876,236 | 947,816 | 1,048,534 |
| Lahaina | 1,218,684 | 1,219,272 | 1,057,935 | 1,239,177 | 1,241,296 | 1,081,669 |
| Molokai | 60,207 | 59,544 | 65,422 | 64,134 | 68,131 | 77,801 |
| Hana | 14,133 | 21,076 | 20,519 | 20,559 | 27,453 | 29,301 |

| Ag | | | | %AG | | | |
|---------|---------|---------|---------|-----|-----|-----|--|
| Wailuku | 233,250 | 256,717 | 174,458 | 6% | 6% | 5% | |
| Makawao | 716,143 | 765,161 | 879,315 | 82% | 81% | 84% | |
| Lahaina | 20,493 | 22,024 | 23,734 | 2% | 2% | 2% | |
| Molokai | 3,927 | 8,587 | 12,379 | 6% | 13% | 16% | |
| Hana | 6,426 | 6,377 | 8,782 | 31% | 23% | 30% | |

MICHAEL P. VICTORINO
Mayor

HELENE KAU
Acting Director

SHAYNE R. AGAWA, P.E.
Deputy Director



DEPARTMENT OF WATER SUPPLY
COUNTY OF MAUI
200 SOUTH HIGH STREET
WAILUKU, MAUI, HAWAII 96793
<http://www.mauicounty.gov/water>

April 22, 2022

James Nobriga, Chairman
Board of Water Supply
200 South High Street
Wailuku, HI 96793

Through:
Helene Kau *HK*
Acting Director
Department of Water Supply

RE: 20 LARGEST DWS CUSTOMERS – UPDATE

Aloha Chairman Nobriga,

Enclosed please find individual reports for the fiscal years 2018, 2019, 2020 and 2021 highlighting the 20 largest Department of Water Supply customers by usage for these periods. The enclosed reports supplant two earlier reports (FY2019 and FY 2020) which were provided to the Board of Water Supply.

The previous reports indicated the 20 largest customers by “account”, however, there are customers with numerous accounts (meters), so though correct, the previous reports did not give a total picture of total consumption by customer. These new reports more accurately reflect total customer usage levels.

We hope the enclosed information is helpful. Thank you.

Sincerely,

A handwritten signature in black ink, appearing to read "Fortaine Acidera".

FA FORTAINE ACIDERA
Fiscal Officer

"By Water All Things Find Life"

ATTACHMENT 2

| TWENTY LARGEST DWS CUSTOMERS | | Consumption | Revenue | Sub-District | |
|-------------------------------------|---------------------------------------|-------------|--------------|--------------|----------|
| FY 2021 | | (000's) | | | |
| 1 | DEPT OF PARKS & RECREATION | 268,813 | \$ 1,616,978 | Multiple | |
| 2 | DEPT OF EDUCATION | 217,633 | \$ 1,324,559 | Multiple | |
| 3 | GRAND WAILEA | 168,619 | \$ 1,012,363 | Kihei-Wailea | |
| 4 | MONSANTO | 148,809 | \$ 168,128 | Kihei | AG RATES |
| 5 | KEA LANI | 90,977 | \$ 590,056 | Kihei-Wailea | |
| 6 | DARYL & SARA MASON | 76,503 | \$ 84,391 | Kula | AG RATES |
| 7 | KIHEI VILLAGES AOA | 73,778 | \$ 73,778 | Kihei | |
| 8 | HOTEL WAILEA | 63,512 | \$ 375,747 | Kihei-Wailea | |
| 9 | MAUI HEALTH SYSTEM | 63,010 | \$ 381,134 | Wailuku | |
| 10 | WESTIN KAA NAPALI OCEAN RESORT VILLAS | 61,413 | \$ 377,374 | Lahaina | |
| 11 | WAILEA COMMUNITY ASSOCIATION | 50,031 | \$ 296,525 | Kihei-Wailea | |
| 12 | FOUR SEASONS RESORT | 47,864 | \$ 290,811 | Kihei-Wailea | |
| 13 | AOAO KAI MALU AT WAILEA | 46,634 | \$ 278,761 | Kihei-Wailea | |
| 14 | SCD KAHOMA VILLAGE LLC | 43,016 | \$ 259,166 | Lahaina | |
| 15 | STATE OF HAWAII - AIRPORTS DIVISION | 41,681 | \$ 250,255 | Kahului | |
| 16 | WAILEA BEACH RESORT - MARRIOTT | 41,337 | \$ 249,304 | Kihei-Wailea | |
| 17 | ANDAZ MAUI | 40,369 | \$ 242,528 | Kihei-Wailea | |
| 18 | KAA NAPALI BEACH CLUB | 38,209 | \$ 228,843 | Lahaina | |
| 19 | MAKENA BEACH & GOLF RESORT | 37,620 | \$ 226,415 | Kihei-Wailea | |
| 20 | MAUI ELECTRIC CO | 37,117 | \$ 221,415 | Multiple | |

| TWENTY LARGEST DWS CUSTOMERS | | Consumption | Revenue | Sub-District | |
|-------------------------------------|---------------------------------------|-------------|--------------|--------------|----------|
| FY 2020 | | (000's) | | | |
| 1 | DEPT OF PARKS & RECREATION | 295,033 | \$ 1,767,889 | Multiple | |
| 2 | GRAND WAILEA | 270,714 | \$ 1,609,162 | Kihei-Wailea | |
| 3 | DEPT OF EDUCATION | 189,701 | \$ 927,230 | Multiple | |
| 4 | MONSANTO | 200,200 | \$ 235,929 | Kihei | AG RATES |
| 5 | KEA LANI | 133,907 | \$ 791,157 | Kihei-Wailea | |
| 6 | WESTIN KAA NAPALI OCEAN RESORT VILLAS | 82,774 | \$ 501,177 | Lahaina | |
| 7 | HOTEL WAILEA | 72,934 | \$ 430,059 | Kihei-Wailea | |
| 8 | MAUI HEALTH SYSTEM | 60,866 | \$ 368,150 | Wailuku | |
| 9 | KIHEI VILLAGES AOA | 59,708 | \$ 354,542 | Kihei | |
| 10 | FOUR SEASONS RESORT | 59,295 | \$ 357,412 | Kihei-Wailea | |
| 11 | STATE OF HAWAII - AIRPORTS DIVISION | 58,612 | \$ 348,393 | Kahului | |
| 12 | WAILEA BEACH RESORT - MARRIOTT | 50,368 | \$ 301,684 | Kihei-Wailea | |
| 13 | ANDAZ MAUI | 49,617 | \$ 296,111 | Kihei-Wailea | |
| 14 | WAILEA COMMUNITY ASSOCIATION | 47,605 | \$ 282,103 | Kihei-Wailea | |
| 15 | KAA NAPALI BEACH CLUB | 46,982 | \$ 279,881 | Lahaina | |
| 16 | AOA KAI MALU AT WAILEA | 46,699 | \$ 278,861 | Kihei-Wailea | |
| 17 | MAKENA BEACH & GOLF RESORT | 38,754 | \$ 232,824 | Kihei-Wailea | |
| 18 | KAA NAPALI SHORES AOA | 38,085 | \$ 227,131 | Lahaina | |
| 19 | MAUI ELECTRIC CO | 37,930 | \$ 225,246 | Multiple | |
| 20 | HOOLEI ASSOC OF APARTMENT OWNER | 36,909 | \$ 218,237 | Kihei-Wailea | |

| TWENTY LARGEST DWS CUSTOMERS | | Consumption | Revenue | Sub-District | |
|-------------------------------------|---------------------------------------|-------------|-----------|--------------|----------|
| FY 2019 | | (000's) | | | |
| 1 | DEPT OF PARKS & RECREATION | 286,180 | 1,674,394 | Multiple | |
| 2 | GRAND WAILEA | 279,228 | 1,611,067 | Kihei-Wailea | |
| 3 | MONSANTO | 163,709 | 195,638 | Kihei | AG RATES |
| 4 | DEPT OF EDUCATION | 160,417 | 964,669 | Multiple | |
| 5 | KEA LANI | 137,747 | 794,316 | Kihei-Wailea | |
| 6 | WESTIN KAA NAPALI OCEAN RESORT VILLAS | 91,977 | 541,849 | Lahaina | |
| 7 | HOTEL WAILEA | 76,325 | 439,085 | Kihei-Wailea | |
| 8 | FOUR SEASONS RESORT | 75,115 | 440,039 | Kihei-Wailea | |
| 9 | WAILEA BEACH RESORT - MARRIOTT | 59,635 | 347,084 | Kihei-Wailea | |
| 10 | MAUI HEALTH SYSTEM | 58,622 | 345,986 | Wailuku | |
| 11 | WAILEA COMMUNITY ASSOCIATION | 53,017 | 306,986 | Kihei-Wailea | |
| 12 | KIHEI VILLAGES AOA | 51,436 | 298,567 | Kihei | |
| 13 | MAUI ELECTRIC CO | 51,244 | 296,043 | Multiple | |
| 14 | ANDAZ MAUI | 49,760 | 289,734 | Kihei-Wailea | |
| 15 | KAA NAPALI BEACH CLUB | 49,497 | 288,415 | Lahaina | |
| 16 | STATE OF HAWAII - AIRPORTS DIVISION | 48,242 | 279,175 | Kahului | |
| 17 | HARBOR LIGHTS ASSN | 41,830 | 240,819 | Kahului | |
| 18 | AOA KAI MALU AT WAILEA | 38,997 | 228,067 | Kihei-Wailea | |
| 19 | PAPAKEA HOME OWNERS | 37,127 | 214,501 | Lahaina | |
| 20 | KAA NAPALI SHORES AOA | 37,064 | 216,173 | Lahaina | |

| TWENTY LARGEST DWS CUSTOMERS | | Consumption | Revenue | Sub-District | |
|-------------------------------------|-------------------------------------|-------------|--------------|--------------|----------|
| FY 2018 | | (000's) | | | |
| 1 | GRAND WAILEA | 334,548 | \$ 1,929,600 | Kihei-Wailea | |
| 2 | MONSANTO | 166,802 | \$ 184,207 | Kihei | AG RATES |
| 3 | KEA LANI | 136,789 | \$ 788,756 | Kihei-Wailea | |
| 4 | WESTIN KAAPALI OCEAN RESORT VILLAS | 94,776 | \$ 557,803 | Lahaina | |
| 5 | HOTEL WAILEA | 73,621 | \$ 421,924 | Kihei-Wailea | |
| 6 | FOUR SEASONS RESORT | 71,629 | \$ 419,363 | Kihei-Wailea | |
| 7 | WAILEA BEACH VILLAS AOAO | 52,259 | \$ 302,466 | Kihei-Wailea | |
| 8 | DEPT OF EDUCATION | 51,807 | \$ 306,515 | Multiple | |
| 9 | MAUI ELECTRIC CO | 50,015 | \$ 288,338 | Multiple | |
| 10 | KAANAPALI BEACH CLUB | 48,175 | \$ 280,780 | Lahaina | |
| 11 | DEPT OF PARKS & RECREATION | 46,451 | \$ 269,384 | Multiple | |
| 12 | HARBOR LIGHTS ASSN | 46,045 | \$ 264,845 | Kahului | |
| 13 | WAILEA COMMUNITY ASSOCIATION | 44,127 | \$ 255,205 | Kihei-Wailea | |
| 14 | STATE OF HAWAII - AIRPORTS DIVISION | 42,371 | \$ 245,097 | Kahului | |
| 15 | STATE OF HAWAII - DOT | 41,496 | \$ 245,317 | Multiple | |
| 16 | KIHEI VILLAGES AOAO | 39,437 | \$ 228,174 | Kihei | |
| 17 | KAANAPALI SHORES AOAO | 39,261 | \$ 228,696 | Lahaina | |
| 18 | PAPAKEA HOME OWNERS | 38,674 | \$ 222,896 | Lahaina | |
| 19 | WAILEA POINT HOMEOWNERS | 36,750 | \$ 218,265 | Kihei-Wailea | |
| 20 | KAMEHAMEHA SCHOOLS BISHOP ESTATE | 35,334 | \$ 210,194 | Pukalani | |

| | Non Payment | Non Responsible Party ** | Tampering (Illegal activity) | Customer Request |
|------|-------------|-----------------------------|---------------------------------|------------------|
| 2013 | 4 | 1 | | |
| 2014 | 4 | 6 | | |
| 2015 | 19 | 45 | 4 | 1 |
| 2016 | 9 | 18 | | |
| 2017 | 7 | 9 | 4 | 4 |
| 2018 | 2 | 23 | 8 | 5 |
| 2019 | 6 | 16 | 7 | |
| 2020 | 4 | | 4 | 3 |
| 2021 | | 2 | 1 | 3 |

** Property/meter abandoned, no one is willing to claim/pay for meter