DANNY A. MATEO
County Clerk

JOSIAH K. NISHITA
Deputy County Clerk

OFFICE OF THE COUNTY CLERK

COUNTY OF MAUI
200 SOUTH HIGH STREET
WAILUKU, MAUI, HAWAII 96793
www.mauicounty.gov/county/clerk

May 23, 2016

RECEIVED
2016 MAY 23 AM 8:57
OFFICE OF THE
COUNTY COUNCIL

Honorable Riki Hokama, Chair
Budget and Finance Committee
Council of the County of Maui
Wailuku, Hawaii 96793

Dear Chair Hokama:

Respectfully transmitted is a copy of COUNTY COMMUNICATION NO. 16-96, from the Director of Finance, that was referred to your Committee by the Council of the County of Maui at its meeting of May 20, 2016.

Respectfully,

DANNY A. MATEO
County Clerk

/jym

Enclosure

cc: Director of Council Services

ALAN M. ARAKAWA
Mayor

DANILO F. AGSALOG
Director

MARK R. WALKER
Deputy Director

RECEIVED
2016 MAY -9 AM 6:15
OFFICE OF THE MAYOR

COUNTY OF MAUI
DEPARTMENT OF FINANCE
200 S. HIGH STREET
WAILUKU, MAUI, HAWAII 96793

RECEIVED
2016 MAY 12 AM 9:43
OFFICE OF THE COUNTY CLERK

May 9, 2016

Honorable Alan M. Arakawa
Mayor, County of Maui
200 South High Street
Wailuku, Hawaii 96793

For Transmittal to:

Honorable Mike White, Chair
and Members of Maui County Council
200 South High Street
Wailuku, Hawaii 96793

APPROVED FOR TRANSMITTAL

5/11/16

Acting Mayor **Date**

Dear Chair White and Members:

SUBJECT: FINANCE DIRECTOR'S QUARTERLY REPORT AS OF MARCH 31, 2016 (FISCAL YEAR 2016 THIRD QUARTER)

In compliance with the Maui County Code 3.08 and the Charter of the County of Maui, Section 8-4.3, I am transmitting one (1) bound copy along with a CD of the Finance Director's Quarterly Report for Fiscal Year (FY) July 1, 2015 to June 30, 2016 as of March 31, 2016 and the Capital Improvement Project as of March 31, 2016.

The reports are also available online on the County of Maui website, under the Department of Finance, Reports & Documents, Finance Director's Quarterly Report, Fiscal Year 2016, 3rd Quarter.

Should you have any questions, please feel free to contact me at x7722.

Sincerely,

DANILO F. AGSALOG
Director of Finance

DFA:maa

Attachments
xc: Patrick K. Wong, Corporation Counsel
Rod Antone, Community Relations and Communications Director

COUNTY COMMUNICATION NO. 16-96

COUNTY OF MAUI

STATE OF HAWAII

FINANCE DIRECTOR'S QUARTERLY REPORT

FISCAL YEAR JULY 1, 2015 TO JUNE 30, 2016
AS OF MARCH 31, 2016

Back to Top

TABLE OF CONTENTS

I Graphic Overview:

Revenue - Budget Ordinance by Category	9
Expenditure by Department	10
Countywide Expenditures	12

II Revenue:

A) Budget Ordinance

General Fund	-General	15
	-Liquor Control	16
Special Revenue Fund	- Highway	17
	-Wastewater	17
	-Bikeway	17
	-Solid Waste	18
Debt Service Fund	-Debt Service	19
Capital Projects Fund	-Parks Assessment CIP	20
Enterprise Fund	-Golf Course	21
Utility Enterprise Fund	-DWS Revenue Fund	22
	-DWS Water System Dev.	22

B) Appendices / Other

Special Revenue Fund	-County Revolving	25
	-Intergovernmental Grant	25
	-Sec 8 HUD Housing	26
	-Special Assmt Parks	26
	-Special Assmt Sewer	26
Capital Projects Fund-		27
Utility Enterprise Fund	-	29

C) Grant Revenue Report

-Office of Mayor	33
-Management	40
-Prosecuting Attorney	41
-Finance	45
-Planning	47
-Police	48
-Fire and Public Safety	62
-Civil Defense	66
-Housing and Human Concerns	68
-Parks and Recreation	81
-Public Works	82
-Transportation	83
-Environmental Management	85

III Expenditures:

A)	Operations by Activity	89
B)	Grant Programs	107
C)	Revolving / Special Programs	125

IV Capital Improvement Program by District:

Hana	131
Paia-Haiku	134
Makawao-Pukalani-Kula	136
Wailuku-Kahului	141
Kihei-Makena	149
West Maui	153
Lanai	159
Molokai	160
Countywide	162

V Appendix:

Glossary	183
Fund Descriptions	185

Back to Top

I. Graphic Overview

I. Graphic Overview

Back to Top



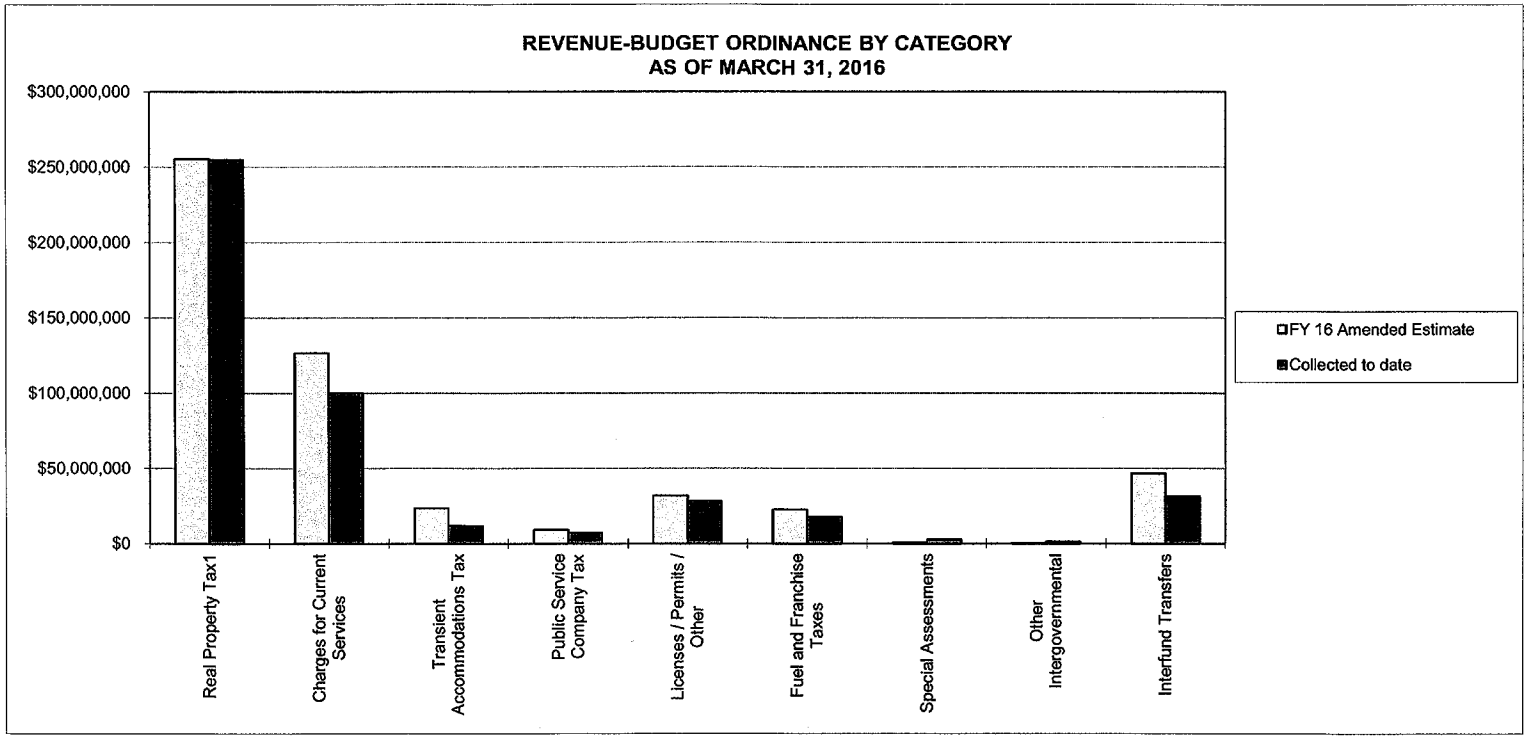

	FY 16 Original Estimate	FY 16 Amended Estimate	Collected to date	Budget (Over)/Under	% Collected	% Over/(Under)* Prorated Estimate
Real Property Tax[1]	255,584,150	255,584,150	254,874,254	709,896	100%	25%
Charges for Current Services	126,381,439	126,381,439	99,883,580	26,497,859	79%	4%
Transient Accommodations Tax	23,280,000	23,280,000	11,704,380	11,575,620	50%	(25%)
Public Service Company Tax	9,061,812	9,061,812	7,122,034	1,939,778	79%	4%
Licenses / Permits / Other	31,629,389	31,672,421	28,147,633	3,524,788	89%	14%
Fuel and Franchise Taxes	22,430,000	22,430,000	17,689,570	4,740,430	79%	4%
Special Assessments	480,000	480,000	2,811,753	(2,331,753)	586%	511%
Other Intergovernmental	65,000	65,000	1,360,900	(1,295,900)	2094%	2,019%
Interfund Transfers	46,473,347	46,570,893	31,330,731	15,240,162	67%	(8%)
Total[2]	**515,385,137**	**515,525,715**	**454,924,835**	**60,600,880**	**88%**	**13%**

NOTES:

[1] *Net of circuit breaker adjustment.*

[2] *Total does not include carryover/savings, bond/lapsed bond proceeds, and/or State Revolving Fund (SRF) loan.*

** Prorated Estimate is 75% of Amended Estimate.*

Back to Top

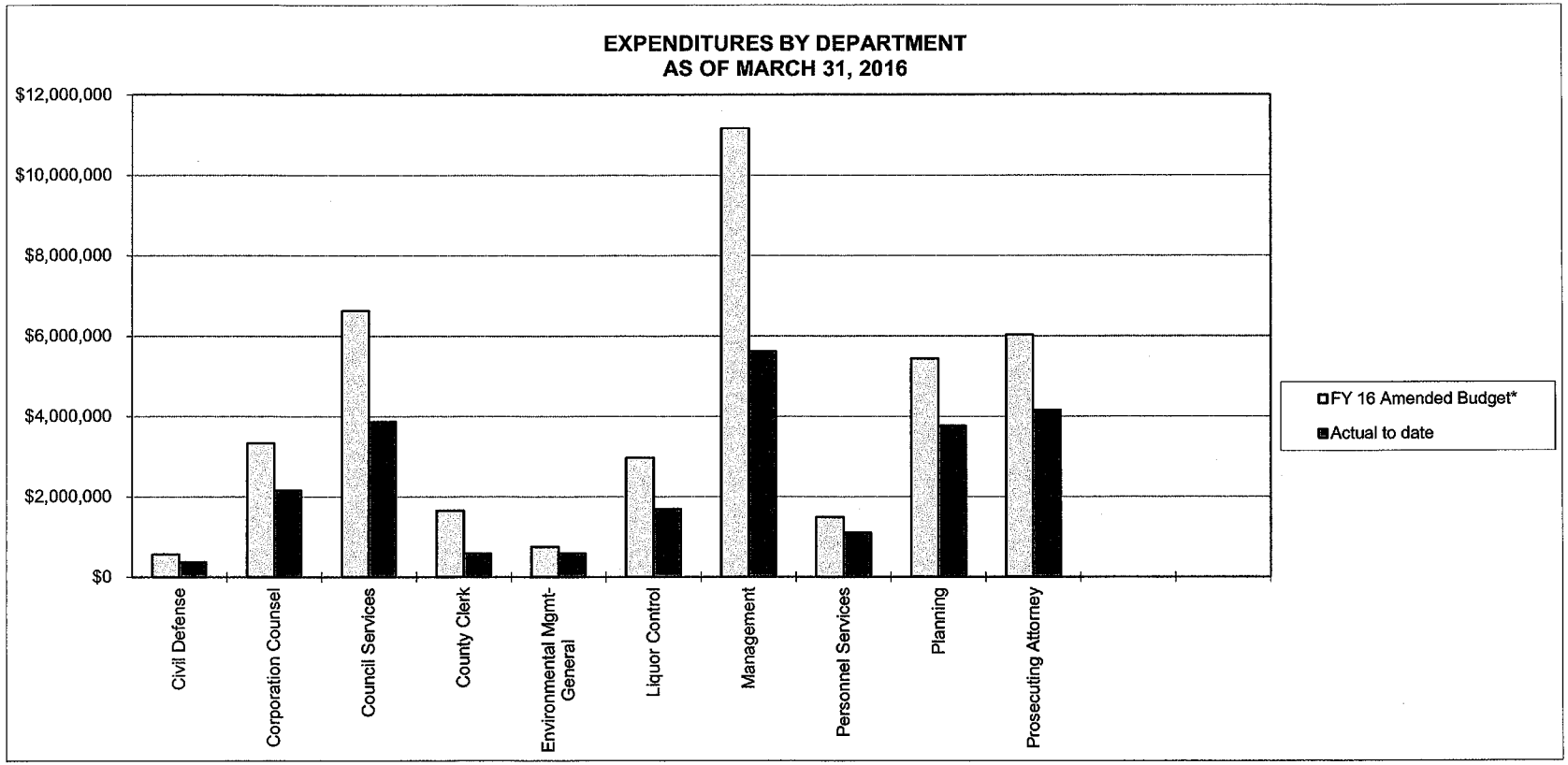

Actual includes encumbrances

	FY 16 Original Budget	FY 16 Amended Budget*	Actual to date	(Over)/ Under	% Used	% (Over)/Under Prorated Budget *
Civil Defense	566,091	566,091	375,696	190,395	66%	9%
Corporation Counsel	3,342,021	3,342,021	2,156,773	1,185,248	65%	10%
Council Services	6,624,209	6,624,209	3,864,757	2,759,452	58%	17%
County Clerk	1,644,190	1,644,190	580,717	1,063,473	35%	40%
Environmental Mgmt-General	753,115	753,115	590,281	162,834	78%	(3%)
Liquor Control	2,925,252	2,968,284	1,697,391	1,270,893	57%	18%
Management	11,171,101	11,171,101	5,619,355	5,551,746	50%	25%
Personnel Services	1,487,347	1,487,347	1,099,108	388,239	74%	1%
Planning	5,398,119	5,423,119	3,764,732	1,658,387	69%	6%
Prosecuting Attorney	6,024,371	6,024,371	4,147,365	1,877,006	69%	6%

** Includes Budget Amendment approved after 3/31/2016.*
*** Prorated Budget is 75% of Amended Budget*

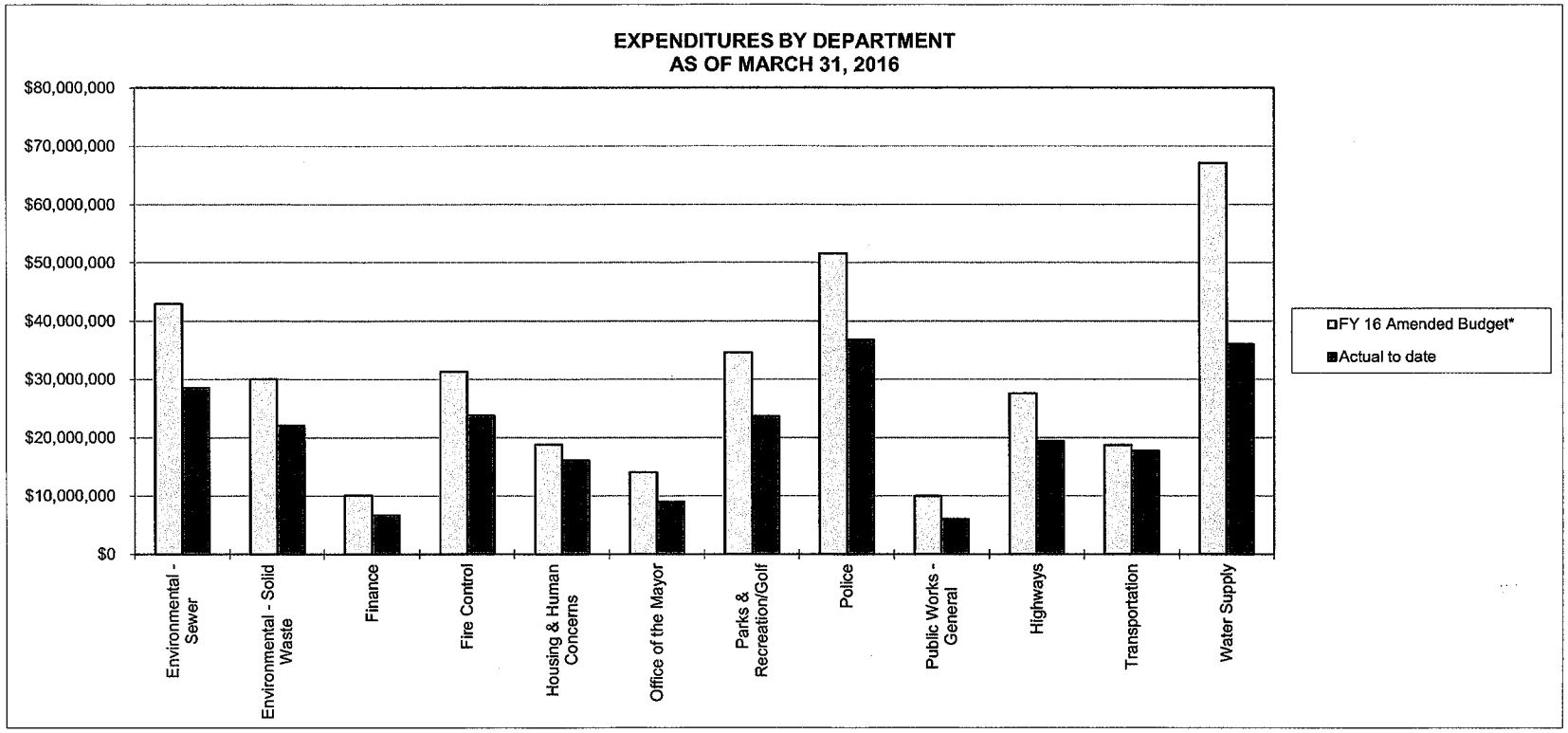

Actual includes encumbrances

	FY 16 Original Budget	FY 16 Amended Budget*	Actual to date	(Over)/ Under	% Used	% (Over)/Under Prorated Budget *
Environmental - Sewer	42,573,440	43,042,638	28,593,539	14,449,099	66%	9%
Environmental - Solid Waste	30,010,656	30,080,830	22,146,669	7,934,161	74%	1%
Finance	10,024,029	10,109,029	6,754,895	3,354,134	67%	8%
Fire Control	31,294,693	31,314,693	23,858,298	7,456,395	76%	(1%)
Housing & Human Concerns	18,824,939	18,824,939	16,126,631	2,698,308	86%	(11%)
Office of the Mayor	14,075,033	14,050,033	9,009,317	5,040,716	64%	11%
Parks & Recreation/Golf	34,604,086	34,631,458	23,704,361	10,927,097	68%	7%
Police	51,622,738	51,622,738	36,803,684	14,819,054	71%	4%
Public Works - General	10,014,315	10,014,315	6,068,834	3,945,481	61%	14%
Highways	27,479,917	27,603,852	19,455,911	8,147,941	70%	5%
Transportation	18,741,816	18,741,816	17,758,983	982,833	95%	(20%)
Water Supply	67,132,567	67,132,567	36,082,352	31,050,215	54%	21%

** Includes Budget Amendment approved after 3/31/2016.*
*** Prorated Budget is 75% of Amended Budget*

Back to Top

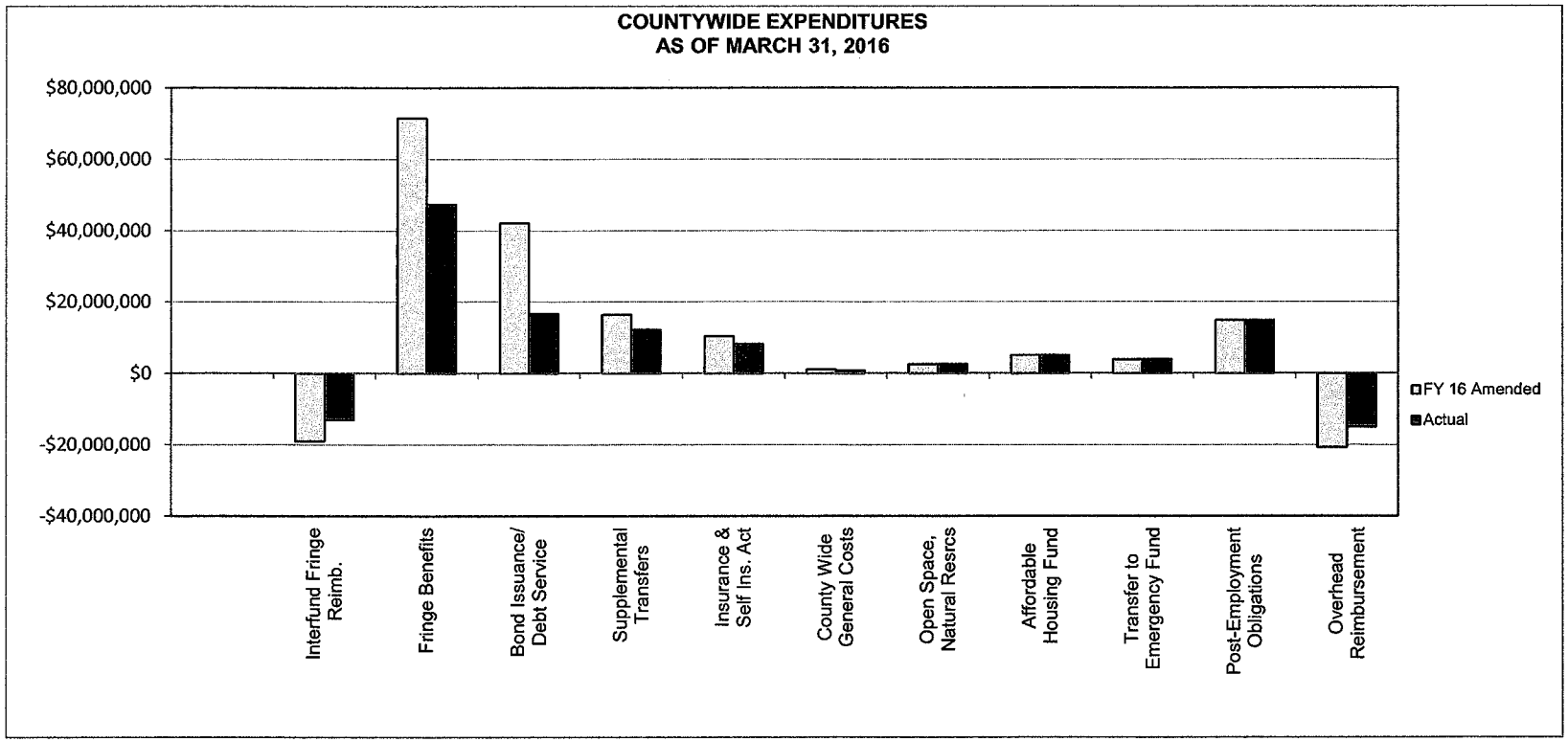

	FY 16 Original Budget	FY 16 Amended Budget*	Actual to date	(Over)/ Under	% Used	% (Over)/Under Prorated Budget **
Interfund Fringe Reimb.	(18,763,428)	(18,905,987)	(12,991,127)	(5,914,860)	69%	6%
Fringe Benefits	69,484,073	71,555,409	47,387,374	24,168,035	66%	9%
Bond Issuance/Debt Service	40,043,854	42,084,260	16,712,068	25,372,192	40%	35%
Supplemental Transfers	16,402,476	16,500,022	12,301,857	4,198,165	75%	0%
Insurance & Self Ins. Act	9,000,000	10,500,000	8,313,882	2,186,118	79%	(4%)
County Wide General Costs	1,095,126	1,095,126	840,499	254,627	77%	(2%)
Open Space, Natural Resrcs	2,555,842	2,555,842	2,555,842	-	100%	(25%)
Affordable Housing Fund	5,111,683	5,111,683	5,111,683	-	100%	(25%)
Transfer to Emergency Fund	4,000,000	4,000,000	4,000,000	-	100%	(25%)
Post-Employment Obligations	14,930,000	14,930,000	14,930,000	-	100%	(25%)
Overhead Reimbursement	(20,516,841)	(20,668,014)	(14,948,440)	(5,719,574)	72%	3%
Total	123,342,785	128,758,341	84,213,637	44,544,704	65%	10%

** Includes Budget Amendment approved after 3/31/2016.*
*** Prorated Budget is 75% of Amended Budget*

II. Revenue

II.A. Budget Ordinance

Back to Top

County of Maui
Statement of Estimated and Actual Revenue
Revenue - Budget Ordinance
Fiscal Year Ending 6/30/2016 - as of 3/31/2016

10	*** GENERAL FUND Object * Char ** Subfund *** Fund	Prior Year Uncollected	Amended Annual Estimate	Year to Date Collected	Budget (Over)/Under
310	Real property taxes	7,840,092	255,584,150	254,874,254	8,549,988
312	Public Service Company Tax		9,061,812	7,122,034	1,939,778
31	*** Taxes**	**7,840,092**	**264,645,962**	**261,996,288**	**10,489,766**
321	Business licenses and permits		22,000	12,404	9,596
322	Other licenses & permit		3,000,000	2,902,656	97,345
323	Motor vehicle licenses & fees		3,621,001	2,978,719	642,282
32	*** Licenses and permits**	**0**	**6,643,001**	**5,893,779**	**749,223**
330	Federal grants		8,313	36,468	(28,156)
331	Federal payment in lieu of tax		5,463	2,009	3,454
333	Transient accommodation taxes		23,280,000	11,704,380	11,575,620
335	Federal grants passed thru the		46,000		46,000
336	State payment in lieu of taxes		5,225		5,225
33	*** Intergovernmental revenues**	**0**	**23,345,001**	**11,742,857**	**11,602,143**
341	General government		100,000	445,025	(345,025)
342	Safety		570,999	528,098	42,901
347	Recreation		457,999	275,559	182,440
34	*** Charges for current services**	**0**	**1,128,998**	**1,248,682**	**(119,684)**
351	Penalties and interest		1,800,000	1,744,487	55,513
352	Fines			75,500	(75,500)
353	Unclaimed monies			16,987	(16,987)
35	*** Fines and forfeitures**	**0**	**1,800,000**	**1,836,974**	**(36,974)**
361	Interest on investments		700,000	1,617,619	(917,619)
362	Rental income		100,000	144,509	(44,509)
36	*** Interest & investment**	**0**	**800,000**	**1,762,128**	**(962,128)**
377	Miscellaneous general receipts		40,000	74,774	(34,774)
378	Miscellaneous program receipts		760,000	566,682	193,318

Back to Top

County of Maui
Statement of Estimated and Actual Revenue
Revenue - Budget Ordinance
Fiscal Year Ending 6/30/2016 - as of 3/31/2016

10	*** GENERAL FUND Object * Char ** Subfund *** Fund	Prior Year Uncollected	Amended Annual Estimate	Year to Date Collected	Budget (Over)/Under
37	*** Other revenues**	**0**	**800,000**	**641,456**	**158,544**
741	Special Revenue Funds		15,713,440	11,249,208	4,464,232
744	Other Governmental Funds		4,854,592	3,382,925	1,471,668
745	Proprietary Funds		4,007,674	179,948	3,827,726
74	*** Transfers in**	**0**	**24,575,706**	**14,812,081**	**9,763,626**
Subfund	**** General Fund**	**7,840,092**	**323,738,668**	**299,934,245**	**31,644,516**
321	Business licenses and permits		2,104,009	1,969,488	134,521
32	*** Licenses and permits**	**0**	**2,104,009**	**1,969,488**	**134,521**
Subfund	**** Liquor Control Fund**	**0**	**2,104,009**	**1,969,488**	**134,521**
Fund	***** GENERAL FUND**	**7,840,092**	**325,842,677**	**301,903,733**	**31,779,037**

County of Maui
Statement of Estimated and Actual Revenue
Revenue - Budget Ordinance
Fiscal Year Ending 6/30/2016 - as of 3/31/2016

11	*** SPECIAL REVENUE FUND Object * Char ** Subfund *** Fund	Prior Year Uncollected	Amended Annual Estimate	Year to Date Collected	Budget (Over)/Under
313	Franchise Tax		10,600,000	8,962,076	1,637,924
314	Fuel Tax	938,329	11,830,000	8,727,494	4,040,836
31	*** Taxes**	**938,329**	**22,430,000**	**17,689,570**	**5,678,760**
323	Motor vehicle licenses & fees		19,000,000	15,201,600	3,798,400
32	*** Licenses and permits**	**0**	**19,000,000**	**15,201,600**	**3,798,400**
343	Public Transit Bus Fare		2,500,000	1,955,885	544,115
34	*** Charges for current services**	**0**	**2,500,000**	**1,955,885**	**544,115**
378	Miscellaneous program receipts			130	(130)
37	*** Other revenues**	**0**	**0**	**130**	**(130)**
740	General Fund		75,000	56,250	18,750
744	Other Governmental Funds		340,000	255,000	85,000
74	*** Transfers in**	**0**	**415,000**	**311,250**	**103,750**
Subfund	**** Highway Fund**	**938,329**	**44,345,000**	**35,158,435**	**10,124,895**
322	Other licenses & permit			23,720	(23,720)
32	*** Licenses and permits**	**0**	**0**	**23,720**	**(23,720)**
335	Federal grants passed thru the			940	(940)
33	*** Intergovernmental revenues**	**0**	**0**	**940**	**(940)**
346	Waste management	2,037,028	47,827,100	36,701,570	13,162,558
34	*** Charges for current services**	**2,037,028**	**47,827,100**	**36,701,570**	**13,162,558**
378	Miscellaneous program receipts		40,000	8,805	31,195
37	*** Other revenues**	**0**	**40,000**	**8,805**	**31,195**
Subfund	**** Sewer Fund**	**2,037,028**	**47,867,100**	**36,735,035**	**13,169,093**
323	Motor vehicle licenses & fees		60,000	39,814	20,186
32	*** Licenses and permits**	**0**	**60,000**	**39,814**	**20,186**

Back to Top

County of Maui
Statement of Estimated and Actual Revenue
Revenue - Budget Ordinance
Fiscal Year Ending 6/30/2016 - as of 3/31/2016

11	*** SPECIAL REVENUE FUND Object * Char ** Subfund *** Fund	Prior Year Uncollected	Amended Annual Estimate	Year to Date Collected	Budget (Over)/Under
347	Recreation			5	(5)
34	*** Charges for current services**	**0**	**0**	**5**	**(5)**
741	Special Revenue Funds			199,260	(199,260)
74	*** Transfers in**	**0**	**0**	**199,260**	**(199,260)**
Subfund	**** Bikeway Fund**	**0**	**60,000**	**239,079**	**(179,079)**
344	Refuse		6,864,000	6,949,422	(85,422)
345	Landfill Disposal Fee	3,386,621	9,979,339	7,272,185	6,093,774
34	*** Charges for current services**	**3,386,621**	**16,843,339**	**14,221,607**	**6,008,352**
377	Miscellaneous general receipts			82	(82)
378	Miscellaneous program receipts	4,065		21,494	(17,429)
37	*** Other revenues**	**4,065**	**0**	**21,576**	**(17,511)**
740	General Fund		13,465,415	10,046,431	3,418,984
741	Special Revenue Funds		2,144,201	1,193,405	950,796
74	*** Transfers in**	**0**	**15,609,616**	**11,239,836**	**4,369,780**
Subfund	**** Solid Waste Fund**	**3,390,686**	**32,452,955**	**25,483,019**	**10,360,621**
Fund	***** SPECIAL REVENUE FUND**	**6,366,043**	**124,725,055**	**97,615,568**	**33,475,530**

County of Maui
Statement of Estimated and Actual Revenue
Revenue - Budget Ordinance
Fiscal Year Ending 6/30/2016 - as of 3/31/2016

12	*** DEBT SERVICE FUND Object * Char ** Subfund *** Fund	Prior Year Uncollected	Amended Annual Estimate	Year to Date Collected	Budget (Over)/Under
682	Interest and issuance costs		971,638	971,640	(2)
684	Principal		1,021,986	1,021,986	
68	*** Debt service**	**0**	**1,993,624**	**1,993,626**	**(2)**
Subfund	**** Debt Service Fund**	**0**	**1,993,624**	**1,993,626**	**(2)**
Fund	***** DEBT SERVICE FUND**	**0**	**1,993,624**	**1,993,626**	**(2)**

Back to Top

County of Maui
Statement of Estimated and Actual Revenue
Revenue - Budget Ordinance
Fiscal Year Ending 6/30/2016 - as of 3/31/2016

13	*** CAPITAL PROJECTS FUND Object * Char ** Subfund *** Fund	Prior Year Uncollected	Amended Annual Estimate	Year to Date Collected	Budget (Over)/Under
335	Federal grants passed thru the			1,321,483	(1,321,483)
33	*** Intergovernmental revenues**	**0**	**0**	**1,321,483**	**(1,321,483)**
Subfund	**** Wastewater Fund CIP**	**0**	**0**	**1,321,483**	**(1,321,483)**
744	Other Governmental Funds		480,000	480,000	
74	*** Transfers in**	**0**	**480,000**	**480,000**	**0**
Subfund	**** Parks Assessments CIP**	**0**	**480,000**	**480,000**	**0**
Fund	***** CAPITAL PROJECTS FUND**	**0**	**480,000**	**1,801,483**	**(1,321,483)**

County of Maui
Statement of Estimated and Actual Revenue
Revenue - Budget Ordinance
Fiscal Year Ending 6/30/2016 - as of 3/31/2016

15	*** ENTERPRISE FUND Object * Char ** Subfund *** Fund	Prior Year Uncollected	Amended Annual Estimate	Year to Date Collected	Budget (Over)/Under
347	Recreation		700,000	654,931	45,069
34	*** Charges for current services**	**0**	**700,000**	**654,931**	**45,069**
362	Rental income		302,412	234,010	68,402
36	*** Interest & investment**	**0**	**302,412**	**234,010**	**68,402**
740	General Fund		3,034,607	2,255,426	779,181
74	*** Transfers in**	**0**	**3,034,607**	**2,255,426**	**779,181**
Subfund	**** Golf Course Special Fund**	**0**	**4,037,019**	**3,144,367**	**892,652**
Fund	***** ENTERPRISE FUND**	**0**	**4,037,019**	**3,144,367**	**892,652**

Back to Top

County of Maui
Statement of Estimated and Actual Revenue
Revenue - Budget Ordinance
Fiscal Year Ending 6/30/2016 - as of 3/31/2016

25	*** UTILITY ENTERPRISE FUND Object * Char ** Subfund *** Fund	Prior Year Uncollected	Amended Annual Estimate	Year to Date Collected	Budget (Over)/Under
349	Water Sales		57,450,000	44,957,208	12,492,792
350	Other Revenue		874,340	662,947	211,393
34	*** Charges for current services**	**0**	**58,324,340**	**45,620,155**	**12,704,185**
361	Interest on investments		100,000	410,786	(310,786)
36	*** Interest & investment**	**0**	**100,000**	**410,786**	**(310,786)**
354	Other Non-Operating Revenue		23,000	155,618	(132,618)
37	*** Other revenues**	**0**	**23,000**	**155,618**	**(132,618)**
Subfund	**** DWS Revenue Fund**	**0**	**58,447,340**	**46,186,559**	**12,260,781**
372	Capital contributions			1,135,039	(1,135,039)
37	*** Other revenues**	**0**	**0**	**1,135,039**	**(1,135,039)**
Subfund	**** DWS Water System Development**	**0**	**0**	**1,135,039**	**(1,135,039)**
Fund	***** UTILITY ENTERPRISE FUND**	**0**	**58,447,340**	**47,321,598**	**11,125,742**
	Grand Total	**14,206,135**	**515,525,715**	**453,780,375**	**75,951,476**

II. Revenue

II.B. Appendices / Other

Back to Top

County of Maui
Statement of Estimated and Actual Revenue
Revenue - Appendices/Other
Fiscal Year Ending 6/30/2016 - as of 3/31/2016

11	*** SPECIAL REVENUE FUND Object * Char ** Subfund *** Fund	Prior Year Uncollected	Amended Annual Estimate	Year to Date Collected	Budget (Over)/Under
322	Other licenses & permit			29,530	(29,530)
324	Ocean Permits			200	(200)
32	*** Licenses and permits**	**0**	**0**	**29,730**	**(29,730)**
347	Recreation			2,143	(2,143)
34	*** Charges for current services**	**0**	**0**	**2,143**	**(2,143)**
352	Fines		13,500	171,587	(158,087)
35	*** Fines and forfeitures**	**0**	**13,500**	**171,587**	**(158,087)**
361	Interest on investments			3,339	(3,339)
36	*** Interest & investment**	**0**	**0**	**3,339**	**(3,339)**
370	Misc income revolving		573,384	1,750,854	(1,177,470)
371	Operating contributions		68,845	201,683	(132,838)
378	Miscellaneous program receipts			484,055	(484,055)
37	*** Other revenues**	**0**	**642,229**	**2,436,592**	**(1,794,363)**
740	General Fund		26,597,525	26,597,525	
741	Special Revenue Funds		1,868,567		1,868,567
744	Other Governmental Funds		16,121,683	11,083,515	5,038,168
74	*** Transfers in**	**0**	**44,587,775**	**37,681,040**	**6,906,735**
Subfund	**** County Revolving Funds**	**0**	**45,243,504**	**40,324,431**	**4,919,073**
330	Federal grants	182,841	2,196,297	2,276,280	102,860
334	State grants	2,459,319	6,276,148	4,622,875	4,112,590
335	Federal grants passed thru the	4,697,975	5,069,764	4,258,161	5,509,583
33	*** Intergovernmental revenues**	**7,340,135**	**13,542,209**	**11,157,316**	**9,725,033**
370	Misc income revolving			21,161	(21,161)
371	Operating contributions	14,800	409,887	747,811	(323,124)
378	Miscellaneous program receipts			65,161	(65,161)
37	*** Other revenues**	**14,800**	**409,887**	**834,133**	**(409,446)**

Back to Top

County of Maui
Statement of Estimated and Actual Revenue
Revenue - Appendices/Other
Fiscal Year Ending 6/30/2016 - as of 3/31/2016

11	*** SPECIAL REVENUE FUND Object * Char ** Subfund *** Fund	Prior Year Uncollected	Amended Annual Estimate	Year to Date Collected	Budget (Over)/Under
740	General Fund			43,514	(43,514)
741	Special Revenue Funds		739,718	426,636	313,082
74	*** Transfers in**	**0**	**739,718**	**470,150**	**269,568**
Subfund	**** Intergovernmental Grant Fund**	**7,354,935**	**14,691,814**	**12,461,599**	**9,585,155**
330	Federal grants		16,100,691	12,767,044	3,333,647
33	*** Intergovernmental revenues**	**0**	**16,100,691**	**12,767,044**	**3,333,647**
361	Interest on investments			10,328	(10,328)
36	*** Interest & investment**	**0**	**0**	**10,328**	**(10,328)**
741	Special Revenue Funds		75,000	50,000	25,000
74	*** Transfers in**	**0**	**75,000**	**50,000**	**25,000**
Subfund	**** Sec.8 Hud Housing Assistance**	**0**	**16,175,691**	**12,827,372**	**3,348,319**
377	Miscellaneous general receipts			(112,026)	112,026
37	*** Other revenues**	**0**	**0**	**(112,026)**	**112,026**
Subfund	**** Special Assessment Other**	**0**	**0**	**(112,026)**	**112,026**
380	Assessment revenue			552,979	(552,979)
38	*** Assessments**	**0**	**0**	**552,979**	**(552,979)**
Subfund	**** Special Parks Assessment**	**0**	**0**	**552,979**	**(552,979)**
380	Assessment revenue			643,735	(643,735)
38	*** Assessments**	**0**	**0**	**643,735**	**(643,735)**
Subfund	**** Special Sewer Assessment Fund**	**0**	**0**	**643,735**	**(643,735)**
Fund	***** SPECIAL REVENUE FUND**	**7,354,935**	**76,111,009**	**66,698,090**	**16,767,859**

County of Maui
Statement of Estimated and Actual Revenue
Revenue - Appendices/Other
Fiscal Year Ending 6/30/2016 - as of 3/31/2016

13 *** CAPITAL PROJECTS FUND Object * Char ** Subfund *** Fund		Prior Year Uncollected	Amended Annual Estimate	Year to Date Collected	Budget (Over)/Under
330	Federal grants	8,156			8,156
33	*** Intergovernmental revenues**	**8,156**	**0**	**0**	**8,156**
Subfund **	**Federal CIP Grants**	**8,156**	**0**	**0**	**8,156**
334	State grants		1,250,000	152,109	1,097,891
33	*** Intergovernmental revenues**	**0**	**1,250,000**	**152,109**	**1,097,891**
Subfund **	**State CIP Grants**	**0**	**1,250,000**	**152,109**	**1,097,891**
335	Federal grants passed thru the	6,812,030	2,872,170	12,040,093	(2,355,892)
33	*** Intergovernmental revenues**	**6,812,030**	**2,872,170**	**12,040,093**	**(2,355,892)**
Subfund **	**State CIP Grants - DOT**	**6,812,030**	**2,872,170**	**12,040,093**	**(2,355,892)**
372	Capital contributions	461,506	1,992,909	1,992,909	461,506
37	*** Other revenues**	**461,506**	**1,992,909**	**1,992,909**	**461,506**
Subfund **	**Private CIP Contributions**	**461,506**	**1,992,909**	**1,992,909**	**461,506**
733	SRF & USDA Loans		23,981,700	3,750,152	20,231,548
72	*** Issuance of debt**	**0**	**23,981,700**	**3,750,152**	**20,231,548**
Subfund **	**State CIP Loans**	**0**	**23,981,700**	**3,750,152**	**20,231,548**
743	Capital Projects Fund		1,000,000		1,000,000
744	Other Governmental Funds			999,999	(999,999)
74	*** Transfers in**	**0**	**1,000,000**	**999,999**	**1**
Subfund **	**Lapsed Bond Projects**	**0**	**1,000,000**	**999,999**	**1**
361	Interest on investments			8,613	(8,613)
36	*** Interest & investment**	**0**	**0**	**8,613**	**(8,613)**
Subfund **	**2008 GO Bond Issue**	**0**	**0**	**8,613**	**(8,613)**
361	Interest on investments			2,176	(2,176)

Back to Top

County of Maui
Statement of Estimated and Actual Revenue
Revenue - Appendices/Other
Fiscal Year Ending 6/30/2016 - as of 3/31/2016

13	*** CAPITAL PROJECTS FUND Object * Char ** Subfund *** Fund	Prior Year Uncollected	Amended Annual Estimate	Year to Date Collected	Budget (Over)/Under
36	*** Interest & investment**	**0**	**0**	**2,176**	**(2,176)**
Subfund **	**2010 B GO Bond Issue tax exmpt**	**0**	**0**	**2,176**	**(2,176)**
361	Interest on investments			1	(1)
36	*** Interest & investment**	**0**	**0**	**1**	**(1)**
Subfund **	**2010 A GO Bond Issue taxable**	**0**	**0**	**1**	**(1)**
361	Interest on investments			(3,337)	3,337
36	*** Interest & investment**	**0**	**0**	**(3,337)**	**3,337**
Subfund **	**2012 B GO Bond**	**0**	**0**	**(3,337)**	**3,337**
361	Interest on investments			1,127	(1,127)
36	*** Interest & investment**	**0**	**0**	**1,127**	**(1,127)**
Subfund **	**2014 GO Bond**	**0**	**0**	**1,127**	**(1,127)**
361	Interest on investments			26,747	(26,747)
36	*** Interest & investment**	**0**	**0**	**26,747**	**(26,747)**
730	General Obligation Bonds		28,784,122	15,185,000	13,599,122
731	General Obligation Refunding B			39,430,127	(39,430,127)
732	Net Premiums Received			7,489,484	(7,489,484)
72	*** Issuance of debt**	**0**	**28,784,122**	**62,104,611**	**(33,320,489)**
743	Capital Projects Fund			18,723	(18,723)
74	*** Transfers in**	**0**	**0**	**18,723**	**(18,723)**
Subfund **	**2015 GO Bond**	**0**	**28,784,122**	**62,150,081**	**(33,365,959)**
Fund	***** CAPITAL PROJECTS FUND**	**7,281,692**	**59,880,901**	**81,093,923**	**(13,931,329)**

County of Maui
Statement of Estimated and Actual Revenue
Revenue - Appendices/Other
Fiscal Year Ending 6/30/2016 - as of 3/31/2016

25	*** UTILITY ENTERPRISE FUND Object * Char ** Subfund *** Fund	Prior Year Uncollected	Amended Annual Estimate	Year to Date Collected	Budget (Over)/Under
745	Proprietary Funds		5,000,000		5,000,000
74	*** Transfers in**	**0**	**5,000,000**	**0**	**5,000,000**
Subfund	**** County Revolving Funds**	**0**	**5,000,000**	**0**	**5,000,000**
334	State grants		2,500,000		2,500,000
33	*** Intergovernmental revenues**	**0**	**2,500,000**	**0**	**2,500,000**
Subfund	**** DWS STATE GRANTS**	**0**	**2,500,000**	**0**	**2,500,000**
330	Federal grants			1,059,502	(1,059,502)
33	*** Intergovernmental revenues**	**0**	**0**	**1,059,502**	**(1,059,502)**
733	SRF & USDA Loans		15,000,000	3,358,790	11,641,210
72	*** Issuance of debt**	**0**	**15,000,000**	**3,358,790**	**11,641,210**
Subfund	**** DWS SRF**	**0**	**15,000,000**	**4,418,292**	**10,581,708**
361	Interest on investments			85	(85)
36	*** Interest & investment**	**0**	**0**	**85**	**(85)**
Subfund	**** DWS 1998 GO Bond Fund**	**0**	**0**	**85**	**(85)**
361	Interest on investments			2,616	(2,616)
36	*** Interest & investment**	**0**	**0**	**2,616**	**(2,616)**
Subfund	**** DWS 2007 GO Bond Fund**	**0**	**0**	**2,616**	**(2,616)**
361	Interest on investments			505	(505)
36	*** Interest & investment**	**0**	**0**	**505**	**(505)**
Subfund	**** DWS 2009-10-11 GO BOND FUND**	**0**	**0**	**505**	**(505)**
Fund	***** UTILITY ENTERPRISE FUND**	**0**	**22,500,000**	**4,421,498**	**18,078,502**
	Grand Total	**14,636,627**	**158,491,910**	**152,213,511**	**20,915,032**

Back to Top

II. Revenue

II.C. Grant Revenue Report

Back to Top

County of Maui

Office of the Mayor

Grant Revenues & Expenditures Quarterly Report - by Index and Fiscal Year as of 3/31/2016

Index	Index Title	FY	Beginning Fund Balance	Revenue	Expenditures	Transfers In	Transfers Out	Ending Fund Balance
106186	ENERGY EFFNCY/CONSVTN BLCK GRT	2014	(34,891.68)					(34,891.68)
106186	ENERGY EFFNCY/CONSVTN BLCK GRT	2015	(34,891.68)					(34,891.68)
106186	ENERGY EFFNCY/CONSVTN BLCK GRT	2016	(34,891.68)					(34,891.68)
				0.00	0.00	0.00	0.00	
106341	CONSTRUCTION - HALE MAUNALOA	2014		(12,451.33)	12,451.33			0.00
				(12,451.33)	12,451.33	0.00	0.00	
116030	CDBG PROGRAM ADMIN FY2011	2014	1,521.50					1,521.50
116030	CDBG PROGRAM ADMIN FY2011	2015	1,521.50					1,521.50
116030	CDBG PROGRAM ADMIN FY2011	2016	1,521.50					1,521.50
				0.00	0.00	0.00	0.00	
116032	THE MAUI FARM REHABILITATION	2016		(21,404.55)	21,404.55			0.00
				(21,404.55)	21,404.55	0.00	0.00	
116203	EASTER SEALS MAUI PHASE II	2015			19,744.00			19,744.00
116203	EASTER SEALS MAUI PHASE II	2016	19,744.00	(19,744.00)				0.00
				(19,744.00)	19,744.00	0.00	0.00	
116215	ARRA09 ST ENERGY SCTR TRNG GRT	2014	(3,222.39)					(3,222.39)
116215	ARRA09 ST ENERGY SCTR TRNG GRT	2015	(3,222.39)					(3,222.39)
116215	ARRA09 ST ENERGY SCTR TRNG GRT	2016	(3,222.39)					(3,222.39)
				0.00	0.00	0.00	0.00	
116342	CONSTRUCTION - HALE MAUNALOA	2014		(28,099.80)	28,099.80			0.00
				(28,099.80)	28,099.80	0.00	0.00	
126000	MPD EMRGCY RSPNSE VEHCLE HANA	2014		(19,600.41)	19,600.41			0.00
				(19,600.41)	19,600.41	0.00	0.00	
126010	LCHC INFRASTRUCTURE 13-4	2016		(737.71)	737.71			0.00
				(737.71)	737.71	0.00	0.00	
126030	CDBG PROGRAM ADMIN FY2012	2014	231.60					231.60
126030	CDBG PROGRAM ADMIN FY2012	2015	231.60	(231.60)				0.00
				(231.60)	0.00	0.00	0.00	
126035	MOLOKAI TANKER- REPRG	2016		(25,320.44)	25,320.44			0.00
				(25,320.44)	25,320.44	0.00	0.00	
126188	HTA PRODUCT ENRICHMENT FY12	2014	(875.00)	875.00				0.00
				875.00	0.00	0.00	0.00	

Back to Top

County of Maui

Office of the Mayor

Grant Revenues & Expenditures Quarterly Report - by Index and Fiscal Year as of 3/31/2016

Index	Index Title	FY	Beginning Fund Balance	Revenue	Expenditures	Transfers In	Transfers Out	Ending Fund Balance
126198	MOLOKAI YOUTH OPPORTUNITY-DOL	2014	630.00					630.00
126198	MOLOKAI YOUTH OPPORTUNITY-DOL	2015	630.00					630.00
126198	MOLOKAI YOUTH OPPORTUNITY-DOL	2016	630.00					630.00
				0.00	0.00	0.00	0.00	
126199	WRKFRCE INVST ACT PY11-YOUTH	2014	115,962.90	(123,266.58)	7,303.68			(0.00)
				(123,266.58)	7,303.68	0.00	0.00	
126200	WRKFRCE INVST ACT PY11-ADULT	2014	(1,168.31)	(8,849.45)	10,017.76			0.00
				(8,849.45)	10,017.76	0.00	0.00	
126201	WRKFRCE INVST ACT PY11-ADMIN	2014	13,161.48	(10,906.35)				2,255.13
126201	WRKFRCE INVST ACT PY11-ADMIN	2015	2,255.13					2,255.13
126201	WRKFRCE INVST ACT PY11-ADMIN	2016	2,255.13					2,255.13
				(10,906.35)	0.00	0.00	0.00	
126202	WRKFRCE INVST PY11 DSLCTD WRKR	2014	59,845.54	(15,718.94)	(41,074.50)			3,052.10
126202	WRKFRCE INVST PY11 DSLCTD WRKR	2015	3,052.10					3,052.10
126202	WRKFRCE INVST PY11 DSLCTD WRKR	2016	3,052.10					3,052.10
				(15,718.94)	(41,074.50)	0.00	0.00	
126343	CONSTRUCTION OF HALE MAUNALOA	2014		(203,171.87)	203,171.87			0.00
				(203,171.87)	203,171.87	0.00	0.00	
136003	CDBG PROGRAM ADMIN FY2013	2014	22,326.17	(32,875.36)	10,549.19			0.00
				(32,875.36)	10,549.19	0.00	0.00	
136005	LCHC INFRASTRUCTURE 13-4	2016		(370,818.29)	370,818.29			0.00
				(370,818.29)	370,818.29	0.00	0.00	
136063	ADA WHEELCHAIR RAMP FY2003	2014	(32,126.39)		32,126.39			0.00
				0.00	32,126.39	0.00	0.00	
136103	LANAI COMM LAND ACQUISITION	2014		(383,890.21)	383,890.21			0.00
136103	LANAI COMM LAND ACQUISITION	2015		(5,568.81)	5,568.81			0.00
				(389,459.02)	389,459.02	0.00	0.00	
136105	MAUI FOOD BANK REHAB	2016		(8,965.99)	8,965.99			0.00
				(8,965.99)	8,965.99	0.00	0.00	
136106	THE MAUI FARM REHABILITATION	2016		(30,292.83)	30,292.83			0.00
				(30,292.83)	30,292.83	0.00	0.00	
136187	HAWAII ST COMM/STATUS WOMEN	2014	(401.40)		(247.92)			(649.32)

County of Maui

Office of the Mayor

Grant Revenues & Expenditures Quarterly Report - by Index and Fiscal Year as of 3/31/2016

Index	Index Title	FY	Beginning Fund Balance	Revenue	Expenditures	Transfers In	Transfers Out	Ending Fund Balance
136187	HAWAII ST COMM/STATUS WOMEN	2015	(649.32)					(649.32)
136187	HAWAII ST COMM/STATUS WOMEN	2016	(649.32)					(649.32)
				0.00	(247.92)	0.00	0.00	
136188	HTA PRODUCT ENRICHMENT CY13	2014	(254,028.04)		244,028.04			(10,000.00)
136188	HTA PRODUCT ENRICHMENT CY13	2015	(10,000.00)		10,000.00			0.00
				0.00	254,028.04	0.00	0.00	
136199	WIA YOUTH PROGRAM - PY2012	2014		(299,094.42)	300,074.54			980.12
136199	WIA YOUTH PROGRAM - PY2012	2015	980.12	(1,314.54)				(334.42)
136199	WIA YOUTH PROGRAM - PY2012	2016	(334.42)					(334.42)
				(300,408.96)	300,074.54	0.00	0.00	
136200	WIA ADULT PROGRAM - PY2012	2014	47,775.82	(211,066.74)	196,306.35			33,015.43
136200	WIA ADULT PROGRAM - PY2012	2015	33,015.43	(34,187.60)				(1,172.17)
136200	WIA ADULT PROGRAM - PY2012	2016	(1,172.17)					(1,172.17)
				(245,254.34)	196,306.35	0.00	0.00	
136201	WIA ADMINISTRATIVE PY2012	2014	13,740.80	(56,115.22)	37,887.53			(4,486.89)
136201	WIA ADMINISTRATIVE PY2012	2015	(4,486.89)	(3,318.20)				(7,805.09)
136201	WIA ADMINISTRATIVE PY2012	2016	(7,805.09)					(7,805.09)
				(59,433.42)	37,887.53	0.00	0.00	
136202	WIA DISLOCATED WORKER PY2012	2014	42,000.00	(230,657.32)	190,045.30			1,387.98
136202	WIA DISLOCATED WORKER PY2012	2015	1,387.98	(5,401.94)				(4,013.96)
136202	WIA DISLOCATED WORKER PY2012	2016	(4,013.96)					(4,013.96)
				(236,059.26)	190,045.30	0.00	0.00	
136203	EASTER SEALS MAUI PHASE II	2014	39,601.02	(224,246.82)	184,645.80			(0.00)
136203	EASTER SEALS MAUI PHASE II	2015		(135,753.18)	156,009.18			20,256.00
136203	EASTER SEALS MAUI PHASE II	2016	20,256.00	(20,256.00)				0.00
				(380,256.00)	340,654.98	0.00	0.00	
146301	WKFORCE INVESTMENT ACT ADMIN	2014		(10,652.71)	35,744.86			25,092.15
146301	WKFORCE INVESTMENT ACT ADMIN	2015	25,092.15	(74,939.92)	52,935.51			3,087.74
146301	WKFORCE INVESTMENT ACT ADMIN	2016	3,087.74	(3,400.94)	3,054.21			2,741.01
				(88,993.57)	91,734.58	0.00	0.00	
146302	WKFORCE INVESTMENT ACT DWP	2014		(38,150.17)	96,000.00			57,849.83
146302	WKFORCE INVESTMENT ACT DWP	2015	57,849.83	(162,647.44)	217,282.06			112,484.45
146302	WKFORCE INVESTMENT ACT DWP	2016	112,484.45	(111,301.33)	(1,198.91)			(15.79)

Back to Top

County of Maui

Office of the Mayor

Grant Revenues & Expenditures Quarterly Report - by Index and Fiscal Year as of 3/31/2016

Index	Index Title	FY	Beginning Fund Balance	Revenue	Expenditures	Transfers In	Transfers Out	Ending Fund Balance
				(312,098.94)	312,083.15	0.00	0.00	
146303	WKFORCE INVESTMENT ACT ADULT	2014			30,997.05			30,997.05
146303	WKFORCE INVESTMENT ACT ADULT	2015	30,997.05	(136,915.55)	218,870.94			112,952.44
146303	WKFORCE INVESTMENT ACT ADULT	2016	112,952.44	(113,792.35)	(1,604.79)			(2,444.70)
				(250,707.90)	248,263.20	0.00	0.00	
146304	WKFORCE INVESTMENT ACT YOUTH	2014			51,295.14			51,295.14
146304	WKFORCE INVESTMENT ACT YOUTH	2015	51,295.14	(265,893.71)	203,177.70			(11,420.87)
146304	WKFORCE INVESTMENT ACT YOUTH	2016	(11,420.87)	(6,487.87)	10,634.63			(7,274.11)
				(272,381.58)	265,107.47	0.00	0.00	
146305	HTA PRODUCT ENRICHMENT CY14	2014		(400,000.00)	171,965.64			(228,034.36)
146305	HTA PRODUCT ENRICHMENT CY14	2015	(228,034.36)		228,021.80			(12.56)
146305	HTA PRODUCT ENRICHMENT CY14	2016	(12.56)					(12.56)
				(400,000.00)	399,987.44	0.00	0.00	
146340	LANAI BRUSH TRUCK	2015		(124,500.00)	124,500.00			0.00
				(124,500.00)	124,500.00	0.00	0.00	
146341	MOLOKAI LANDFILL DUMP TRUCK	2015		(183,205.90)	183,205.90			0.00
				(183,205.90)	183,205.90	0.00	0.00	
146342	HANA LANDFILL WATER TRUCK	2015		(230,815.37)	233,034.17			2,218.80
146342	HANA LANDFILL WATER TRUCK	2016	2,218.80	(2,218.80)				0.00
				(233,034.17)	233,034.17	0.00	0.00	
146343	WOMEN HELPING WOMEN DOM VIOLEN	2015		(6,830.72)	6,830.72			0.00
146343	WOMEN HELPING WOMEN DOM VIOLEN	2016		(7,738.11)	7,738.11			0.00
				(14,568.83)	14,568.83	0.00	0.00	
146345	LANAI COMM HEALTH CTR INFRAS	2015		(11,112.19)	11,112.19			0.00
146345	LANAI COMM HEALTH CTR INFRAS	2016		(313,871.81)	313,871.81			0.00
				(324,984.00)	324,984.00	0.00	0.00	
146346	CDBG PROGRAM ADMIN FY2014	2014		(213,610.14)	266,897.19			53,287.05
146346	CDBG PROGRAM ADMIN FY2014	2015	53,287.05	(63,869.91)	12,796.33			2,213.47
146346	CDBG PROGRAM ADMIN FY2014	2016	2,213.47	(25,644.68)	23,431.21			(0.00)
				(303,124.73)	303,124.73	0.00	0.00	
146348	MAUI FOOD BANK REHAB	2016		(41,034.01)	41,034.01			0.00
				(41,034.01)	41,034.01	0.00	0.00	

County of Maui

Office of the Mayor

Grant Revenues & Expenditures Quarterly Report - by Index and Fiscal Year as of 3/31/2016

Index	Index Title	FY	Beginning Fund Balance	Revenue	Expenditures	Transfers In	Transfers Out	Ending Fund Balance
156187	HAWAII ST COMM/STATUS WOMEN	2015		(5,000.00)	2,978.40			(2,021.60)
156187	HAWAII ST COMM/STATUS WOMEN	2016	(2,021.60)		1,790.88			(230.72)
				(5,000.00)	4,769.28	0.00	0.00	
156188	INNOVATE HAWAII	2015		(10,000.00)	10,000.00			0.00
				(10,000.00)	10,000.00	0.00	0.00	
156198	MOLOKAI YOUTH OPPRTUNITY 05DOL	2014	(630.00)					(630.00)
156198	MOLOKAI YOUTH OPPRTUNITY 05DOL	2015	(630.00)					(630.00)
156198	MOLOKAI YOUTH OPPRTUNITY 05DOL	2016	(630.00)					(630.00)
				0.00	0.00	0.00	0.00	
156301	WKFORCE INVEST'T ACT ADMIN	2015			31,614.59			31,614.59
156301	WKFORCE INVEST'T ACT ADMIN	2016	31,614.59	(69,106.80)	34,817.15			(2,675.06)
				(69,106.80)	66,431.74	0.00	0.00	
156302	WKFORCE INVESTMENT ACT DWP	2015			121,096.22			121,096.22
156302	WKFORCE INVESTMENT ACT DWP	2016	121,096.22	(112,252.63)	31,491.73			40,335.32
				(112,252.63)	152,587.95	0.00	0.00	
156303	THE MAUI FARM REHABILITATION	2015		(1,023.36)	1,023.36			0.00
156303	THE MAUI FARM REHABILITATION	2016		(125,724.64)	125,724.64			0.00
				(126,748.00)	126,748.00	0.00	0.00	
156304	MAUI FOOD BANK REHAB	2015		(12,977.36)	15,914.67			2,937.31
156304	MAUI FOOD BANK REHAB	2016	2,937.31	(403,022.64)	400,085.33			0.00
				(416,000.00)	416,000.00	0.00	0.00	
156305	WKFORCE INVESTM'T ACT ADULT	2015			116,644.33			116,644.33
156305	WKFORCE INVESTM'T ACT ADULT	2016	116,644.33	(138,489.50)	84,610.90			62,765.73
				(138,489.50)	201,255.23	0.00	0.00	
156306	WKFORCE INVESTMENT ACT YOUTH	2015			103,376.05			103,376.05
156306	WKFORCE INVESTMENT ACT YOUTH	2016	103,376.05	(226,592.46)	121,776.64			(1,439.77)
				(226,592.46)	225,152.69	0.00	0.00	
156308	HTA PRODUCT ENRICHMENT CY14	2015		(250,000.00)	102,009.12			(147,990.88)
156308	HTA PRODUCT ENRICHMENT CY14	2016	(147,990.88)	(150,000.00)	171,321.85			(126,669.03)
				(400,000.00)	273,330.97	0.00	0.00	
156309	HSEO MAUI ENERGY CONFERENCE	2015		(20,000.00)	20,000.00			0.00
				(20,000.00)	20,000.00	0.00	0.00	

Back to Top

County of Maui

Office of the Mayor

Grant Revenues & Expenditures Quarterly Report - by Index and Fiscal Year as of 3/31/2016

Index	Index Title	FY	Beginning Fund Balance	Revenue	Expenditures	Transfers In	Transfers Out	Ending Fund Balance
156341	MOLOKAI TANKER	2016		(328,929.56)	328,929.56			0.00
				(328,929.56)	328,929.56	0.00	0.00	
156346	CDBG PROGRAM ADMIN FY15	2015		(259,908.41)	294,526.16			34,617.75
156346	CDBG PROGRAM ADMIN FY15	2016	34,617.75	(54,117.01)	19,644.76			145.50
				(314,025.42)	314,170.92	0.00	0.00	
166122	COQUI FROG ERADCTN ACT51 SLH04	2014	99,996.23					99,996.23
166122	COQUI FROG ERADCTN ACT51 SLH04	2015	99,996.23					99,996.23
166122	COQUI FROG ERADCTN ACT51 SLH04	2016	99,996.23					99,996.23
				0.00	0.00	0.00	0.00	
166123	DLNR M'LAEA HARBOR SEWAGE P/O	2014	30,000.00					30,000.00
166123	DLNR M'LAEA HARBOR SEWAGE P/O	2015	30,000.00					30,000.00
166123	DLNR M'LAEA HARBOR SEWAGE P/O	2016	30,000.00					30,000.00
				0.00	0.00	0.00	0.00	
166124	NOAA/HIHWNMS-MAALAEA HARBOR SW	2014	10,000.00					10,000.00
166124	NOAA/HIHWNMS-MAALAEA HARBOR SW	2015	10,000.00					10,000.00
166124	NOAA/HIHWNMS-MAALAEA HARBOR SW	2016	10,000.00					10,000.00
				0.00	0.00	0.00	0.00	
166785	HAWAII ST COMM/STATUS WOMEN	2016		(3,868.75)	761.20			(3,107.55)
				(3,868.75)	761.20	0.00	0.00	
166810	WKFORCE INNOVATN OPPORTUNITY	2016			17,815.99			17,815.99
				0.00	17,815.99	0.00	0.00	
166815	CDBG PROGRAM ADMIN FY16	2016		(180,083.48)	208,198.46			28,114.98
				(180,083.48)	208,198.46	0.00	0.00	
166818	WIOA ADMIN PY2015	2016			27,880.56			27,880.56
				0.00	27,880.56	0.00	0.00	
176062	HOUSING REHAB LOAN PROJECT INC	2014	(102.85)	(13,093.60)				(13,196.45)
176062	HOUSING REHAB LOAN PROJECT INC	2015	(13,196.45)					(13,196.45)
176062	HOUSING REHAB LOAN PROJECT INC	2016	(13,196.45)					(13,196.45)
				(13,093.60)	0.00	0.00	0.00	
186021	EMERGENCY GENERATOR PROJECT	2014		(8,734.50)	8,734.50			0.00
				(8,734.50)	8,734.50	0.00	0.00	
186023	LANAI COMM HLTH CTR PRE-DEV	2014		(24,775.13)	24,775.13			0.00

County of Maui

Office of the Mayor

Grant Revenues & Expenditures Quarterly Report - by Index and Fiscal Year as of 3/31/2016

Index	Index Title	FY	Beginning Fund Balance	Revenue	Expenditures	Transfers In	Transfers Out	Ending Fund Balance
				(24,775.13)	24,775.13	0.00	0.00	
196007	LANAI COMM HLTH CTR PREDV-RPRG	2014		(4,455.83)	4,455.83			0.00
				(4,455.83)	4,455.83	0.00	0.00	
196020	PROJECT IMPACT BDRC FEMA	2014	13,279.05					13,279.05
196020	PROJECT IMPACT BDRC FEMA	2015	13,279.05					13,279.05
196020	PROJECT IMPACT BDRC FEMA	2016	13,279.05					13,279.05
				0.00	0.00	0.00	0.00	
196037	STORMS 12/4-7/07 FEMA#1743DRHI	2014	(172,041.35)					(172,041.35)
196037	STORMS 12/4-7/07 FEMA#1743DRHI	2015	(172,041.35)					(172,041.35)
196037	STORMS 12/4-7/07 FEMA#1743DRHI	2016	(172,041.35)					(172,041.35)
				0.00	0.00	0.00	0.00	
196198	ARRA09 WRKFRCE INVST ACT-ADMN	2014	(48.66)		48.66			0.00
				0.00	48.66	0.00	0.00	
196205	HAZARD MITIGATN KULA AG PARK	2014			14,100.00			14,100.00
196205	HAZARD MITIGATN KULA AG PARK	2015	14,100.00	(181,924.00)	167,824.00			0.00
				(181,924.00)	181,924.00	0.00	0.00	
	Grand Total			(7,675,164.79)	7,623,335.73	0.00	0.00	

Back to Top

County of Maui

Management

Grant Revenues & Expenditures Quarterly Report - by Index and Fiscal Year as of 3/31/2016

Index	Index Title	FY	Beginning Fund Balance	Revenue	Expenditures	Transfers In	Transfers Out	Ending Fund Balance
106055	ENERGY EMERGENCY PLANNING	2014	(4,575.09)					(4,575.09)
106055	ENERGY EMERGENCY PLANNING	2015	(4,575.09)					(4,575.09)
106055	ENERGY EMERGENCY PLANNING	2016	(4,575.09)					(4,575.09)
				0.00	0.00	0.00	0.00	
136801	DELL ONLINE SELF-DISPATCH PRG	2014	(4,050.00)	(2,080.00)				(6,130.00)
136801	DELL ONLINE SELF-DISPATCH PRG	2015	(6,130.00)	(21,147.71)				(27,277.71)
136801	DELL ONLINE SELF-DISPATCH PRG	2016	(27,277.71)	(210.00)				(27,487.71)
				(23,437.71)	0.00	0.00	0.00	
166802	HI INTEGRATED JUSTICE IS PRG	2016			27,840.00			27,840.00
				0.00	27,840.00	0.00	0.00	
	Grand Total			(23,437.71)	27,840.00	0.00	0.00	

County of Maui

Prosecuting Attorney

Grant Revenues & Expenditures Quarterly Report - by Index and Fiscal Year as of 3/31/2016

Index	Index Title	FY	Beginning Fund Balance	Revenue	Expenditures	Transfers In	Transfers Out	Ending Fund Balance
106138	FOOD STAMP PRG PROSECUTIONS	2014		(1,421.12)	1,421.12			0.00
106138	FOOD STAMP PRG PROSECUTIONS	2016		(283.17)				(283.17)
				(1,704.29)	1,421.12	0.00	0.00	
106149	E BYRNE MEMRL GNT 2009DJBX0290	2014	(16,508.50)	4,982.94	11,525.56			0.00
				4,982.94	11,525.56	0.00	0.00	
126174	DEFENDANT/WITNESS TRIAL PRG12	2014	.50					0.50
126174	DEFENDANT/WITNESS TRIAL PRG12	2015	.50	(.50)				0.00
				(0.50)	0.00	0.00	0.00	
126462	PROS ATTY ASSET FORFTRES ST12	2015		3,508.40				3,508.40
126462	PROS ATTY ASSET FORFTRES ST12	2016	3,508.40					3,508.40
				3,508.40	0.00	0.00	0.00	
136104	VICTIM WITNESS ASSISTANCE PRG	2014	(11,151.17)	(11,075.00)	22,226.17			0.00
				(11,075.00)	22,226.17	0.00	0.00	
136110	CAREER CRIMINAL PROSECUTION	2014	28,318.00	(28,318.00)				0.00
				(28,318.00)	0.00	0.00	0.00	
136140	SPCL NEEDS ADVOCACY PRG FY13	2014	46,787.35	(159,419.00)	112,631.65			0.00
				(159,419.00)	112,631.65	0.00	0.00	
136145	E BYRNE MEMORIAL JAG FY13	2014		(48,717.00)	48,717.00			0.00
				(48,717.00)	48,717.00	0.00	0.00	
136148	DOMESTIC VIOLENCE INVESTIGATIO	2014	3,507.41	(40,172.00)	36,664.59			0.00
				(40,172.00)	36,664.59	0.00	0.00	
136174	DEFENDANT/WITNESS TRIAL PRG	2014	16,488.70	(16,201.46)				287.24
136174	DEFENDANT/WITNESS TRIAL PRG	2015	287.24					287.24
136174	DEFENDANT/WITNESS TRIAL PRG	2016	287.24					287.24
				(16,201.46)	0.00	0.00	0.00	
136462	ASSET FORFEITURES PROGRAM	2014	(2,860.32)	2,860.32				0.00
				2,860.32	0.00	0.00	0.00	
136465	JUSTICE REINVEST INITIATIVE	2014	(91,618.70)		81,479.08			(10,139.62)
136465	JUSTICE REINVEST INITIATIVE	2015	(10,139.62)		10,139.62			0.00
				0.00	91,618.70	0.00	0.00	
146601	DEFENDANT/WITNESS TRIAL PRG	2014		(78,354.00)	134,029.40			55,675.40
146601	DEFENDANT/WITNESS TRIAL PRG	2015	55,675.40	(54,394.36)	(1,891.04)			(610.00)

Back to Top

County of Maui

Prosecuting Attorney

Grant Revenues & Expenditures Quarterly Report - by Index and Fiscal Year as of 3/31/2016

Index	Index Title	FY	Beginning Fund Balance	Revenue	Expenditures	Transfers In	Transfers Out	Ending Fund Balance
146601	DEFENDANT/WITNESS TRIAL PRG	2016	(610.00)					(610.00)
				(132,748.36)	132,138.36	0.00	0.00	
146602	VICTIM/WITNESS ASSISTANCE PRG	2014		(40,342.00)	31,893.69			(8,448.31)
146602	VICTIM/WITNESS ASSISTANCE PRG	2015	(8,448.31)	(13,447.00)	21,198.57			(696.74)
146602	VICTIM/WITNESS ASSISTANCE PRG	2016	(696.74)					(696.74)
				(53,789.00)	53,092.26	0.00	0.00	
146603	CAREER CRIMINAL PROGRAM	2014		(87,314.00)	147,913.00	(31,495.00)		29,104.00
146603	CAREER CRIMINAL PROGRAM	2015	29,104.00	(29,104.00)				0.00
				(116,418.00)	147,913.00	(31,495.00)	0.00	
146604	ASSET FORFEITURES PROGRAM	2014		(80,000.00)	80,000.00			(0.00)
				(80,000.00)	80,000.00	0.00	0.00	
146607	CRIMINAL JUSTICE INFO SYSTEM	2014		(3,000.00)	17,473.48			14,473.48
146607	CRIMINAL JUSTICE INFO SYSTEM	2015	14,473.48	(79,595.00)	84,772.54			19,651.02
146607	CRIMINAL JUSTICE INFO SYSTEM	2016	19,651.02	(44,389.00)	22,894.30			(1,843.68)
				(126,984.00)	125,140.32	0.00	0.00	
146609	SPCL NEEDS ADVOCACY PRG	2014		(145,000.00)	202,682.90			57,682.90
146609	SPCL NEEDS ADVOCACY PRG	2015	57,682.90	(177,015.00)	119,332.10			(0.00)
				(322,015.00)	322,015.00	0.00	0.00	
146622	DOMESTIC VIOLENCE INVESTIGATIO	2014		(15,000.00)	32,142.52	(17,371.00)		(228.48)
146622	DOMESTIC VIOLENCE INVESTIGATIO	2015	(228.48)	(37,113.00)	37,341.48			(0.00)
				(52,113.00)	69,484.00	(17,371.00)	0.00	
146623	PROSECUTORS HWY SFTY TRAIN'G	2014			1,141.38			1,141.38
146623	PROSECUTORS HWY SFTY TRAIN'G	2015	1,141.38	(1,813.16)	671.78			0.00
				(1,813.16)	1,813.16	0.00	0.00	
156601	DEFENDANT/WITNESS TRIAL PRG	2015		(47,760.12)	65,628.92			17,868.80
156601	DEFENDANT/WITNESS TRIAL PRG	2016	17,868.80	(23,459.97)	1,702.51			(3,888.66)
				(71,220.09)	67,331.43	0.00	0.00	
156602	VICTIM/WITNESS ASSISTANCE PRG	2015		(29,729.00)	40,347.86			10,618.86
156602	VICTIM/WITNESS ASSISTANCE PRG	2016	10,618.86	(28,648.00)				(18,029.14)
				(58,377.00)	40,347.86	0.00	0.00	
156603	CAREER CRIMINAL PROGRAM	2015		(130,262.00)	155,706.50	(32,662.33)		(7,217.83)
156603	CAREER CRIMINAL PROGRAM	2016	(7,217.83)					(7,217.83)

County of Maui

Prosecuting Attorney

Grant Revenues & Expenditures Quarterly Report - by Index and Fiscal Year as of 3/31/2016

Index	Index Title	FY	Beginning Fund Balance	Revenue	Expenditures	Transfers In	Transfers Out	Ending Fund Balance
				(130,262.00)	155,706.50	(32,662.33)	0.00	
156608	E BYRNE MEMORIAL JAG FY15	2016			9,572.44			9,572.44
				0.00	9,572.44	0.00	0.00	
156609	SPCL NEEDS ADVOCACY PRG	2015		(193,003.57)	271,294.88			78,291.31
156609	SPCL NEEDS ADVOCACY PRG	2016	78,291.31	(95,252.00)	15,006.78			(1,953.91)
				(288,255.57)	286,301.66	0.00	0.00	
156610	ASSET FORFEITURES PROGRAM	2015		(103,530.00)	42,637.30			(60,892.70)
156610	ASSET FORFEITURES PROGRAM	2016	(60,892.70)		627.00			(60,265.70)
				(103,530.00)	43,264.30	0.00	0.00	
156611	MAUI PROSECUTORS TRAFFIC REC	2015			4,847.80			4,847.80
156611	MAUI PROSECUTORS TRAFFIC REC	2016	4,847.80	(4,847.80)				0.00
				(4,847.80)	4,847.80	0.00	0.00	
156620	E BYRNE/PROS OF DRUG CRIMES	2015			8,541.67			8,541.67
156620	E BYRNE/PROS OF DRUG CRIMES	2016	8,541.67	(52,292.00)	116,751.33			73,001.00
				(52,292.00)	125,293.00	0.00	0.00	
156622	DOMESTIC VIOLENCE INVESTIGATIO	2015			39,418.51			39,418.51
156622	DOMESTIC VIOLENCE INVESTIGATIO	2016	39,418.51	(51,289.00)	11,592.81			(277.68)
				(51,289.00)	51,011.32	0.00	0.00	
156623	HIGHWAY SAFETY GRANT	2015			12,441.54			12,441.54
156623	HIGHWAY SAFETY GRANT	2016	12,441.54	(19,082.72)	6,067.32			(573.86)
				(19,082.72)	18,508.86	0.00	0.00	
156625	JUSTICE REINVEST INITIATIVE	2015		(63,332.00)	53,760.87			(9,571.13)
156625	JUSTICE REINVEST INITIATIVE	2016	(9,571.13)	9,571.13	(118.48)			(118.48)
				(53,760.87)	53,642.39	0.00	0.00	
166145	E BYRNE MEMORIAL 2005DJBX1466	2014	(2,409.01)	2,409.01				0.00
				2,409.01	0.00	0.00	0.00	
166835	SPCL NEEDS ADVOCACY PRG	2016		(124,061.00)	195,740.22			71,679.22
				(124,061.00)	195,740.22	0.00	0.00	
166836	ASSET FORFEITURES PROGRAM	2016		(20,565.14)	33,405.54			12,840.40
				(20,565.14)	33,405.54	0.00	0.00	
166871	VICTIM/WITNESS ASSISTANCE PRG	2016		(14,594.00)	62,958.77			48,364.77
				(14,594.00)	62,958.77	0.00	0.00	

Back to Top

County of Maui

Prosecuting Attorney

Grant Revenues & Expenditures Quarterly Report - by Index and Fiscal Year as of 3/31/2016

Index	Index Title	FY	Beginning Fund Balance	Revenue	Expenditures	Transfers In	Transfers Out	Ending Fund Balance
166872	CAREER CRIMINAL PROGRAM	2016		(97,695.00)	118,764.05			21,069.05
				(97,695.00)	118,764.05	0.00	0.00	
166873	DEFENDANT/WITNESS TRIAL PRG	2016		(21,581.21)	52,613.91			31,032.70
				(21,581.21)	52,613.91	0.00	0.00	
166875	HIGHWAY SAFETY/IMPAIRED DRVG	2016			3,868.85			3,868.85
				0.00	3,868.85	0.00	0.00	
166876	HIGHWAY SAFETY/TRAFFIC RECORDS	2016			4,249.35			4,249.35
				0.00	4,249.35	0.00	0.00	
196071	VICTIM WITNESS BOOKS	2014	(7,280.00)					(7,280.00)
196071	VICTIM WITNESS BOOKS	2015	(7,280.00)					(7,280.00)
196071	VICTIM WITNESS BOOKS	2016	(7,280.00)					(7,280.00)
				0.00	0.00	0.00	0.00	
196149	E BYRNE MEMRL GRNT 2008BX0507	2014	(2,074.94)	2,074.94				0.00
				2,074.94	0.00	0.00	0.00	
196176	DEFENDANT/WITNESS TRIAL PRG09	2014	(942.50)		942.50			0.00
				0.00	942.50	0.00	0.00	
	Grand Total			(2,287,065.56)	2,584,771.64	(81,528.33)	0.00	

County of Maui

Finance

Grant Revenues & Expenditures Quarterly Report - by Index and Fiscal Year as of 3/31/2016

Index	Index Title	FY	Beginning Fund Balance	Revenue	Expenditures	Transfers In	Transfers Out	Ending Fund Balance
136407	STATE MOTOR VEHICLE REG FY13	2014	30,535.43	(21,212.31)	11,858.23			21,181.35
136407	STATE MOTOR VEHICLE REG FY13	2015	21,181.35	(21,181.35)				0.00
				(42,393.66)	11,858.23	0.00	0.00	
136408	STATE IDENTIFICATION PROGRAM	2014	35,361.43	(19,417.53)	13,775.13			29,719.03
136408	STATE IDENTIFICATION PROGRAM	2015	29,719.03	(29,719.03)				0.00
				(49,136.56)	13,775.13	0.00	0.00	
136415	PERIODIC MTR VEH INSPTN FY13	2014	19,236.38	(34,042.73)	17,271.59			2,465.24
136415	PERIODIC MTR VEH INSPTN FY13	2015	2,465.24	(2,465.24)				0.00
				(36,507.97)	17,271.59	0.00	0.00	
136423	COMML DRIVER'S LICENSE FY13	2014	22,541.73	(28,259.59)	16,228.82			10,510.96
136423	COMML DRIVER'S LICENSE FY13	2015	10,510.96	(10,510.96)				0.00
				(38,770.55)	16,228.82	0.00	0.00	
146701	COMML DRIVER'S LICENSE FY14	2014		(370,759.63)	366,850.70			(3,908.93)
146701	COMML DRIVER'S LICENSE FY14	2015	(3,908.93)	(27,450.52)	31,359.45			0.00
				(398,210.15)	398,210.15	0.00	0.00	
146702	PERIODIC MTR VEH INSPTN FY14	2014		(464,951.31)	432,950.91			(32,000.40)
146702	PERIODIC MTR VEH INSPTN FY14	2015	(32,000.40)	23,388.80	8,611.60			(0.00)
				(441,562.51)	441,562.51	0.00	0.00	
146703	STATE IDENTIFICATION PROGRAM	2014		(242,733.77)	212,265.06			(30,468.71)
146703	STATE IDENTIFICATION PROGRAM	2015	(30,468.71)	27,636.45	2,832.26			0.00
				(215,097.32)	215,097.32	0.00	0.00	
146706	STATE MOTOR VEH REGISTRATION	2014		(213,470.22)	256,168.66			42,698.44
146706	STATE MOTOR VEH REGISTRATION	2015	42,698.44	(48,721.44)	6,023.00			0.00
				(262,191.66)	262,191.66	0.00	0.00	
156701	COMML DRIVER'S LICENSE FY15	2015		(482,132.07)	482,132.07			(0.00)
				(482,132.07)	482,132.07	0.00	0.00	
156702	PERIODIC MTR VEH INSPTN FY15	2015		(432,067.40)	432,067.40			(0.00)
				(432,067.40)	432,067.40	0.00	0.00	
156706	STATE MOTOR VEH REGISTRATION	2015		(255,073.47)	255,073.47			(0.00)
				(255,073.47)	255,073.47	0.00	0.00	
156707	STATE IDENTIFICATION PROGRAM	2015		(222,471.82)	222,471.82			0.00
				(222,471.82)	222,471.82	0.00	0.00	

Back to Top

County of Maui

Finance

Grant Revenues & Expenditures Quarterly Report - by Index and Fiscal Year as of 3/31/2016

Index	Index Title	FY	Beginning Fund Balance	Revenue	Expenditures	Transfers In	Transfers Out	Ending Fund Balance
166725	COMML DRIVER'S LICENSE FY16	2016		(339,253.82)	339,253.82			(0.00)
				(339,253.82)	339,253.82	0.00	0.00	
166726	PERIODIC MTR VEH INSPTN FY16	2016		(337,753.48)	337,753.48			0.00
				(337,753.48)	337,753.48	0.00	0.00	
166727	STATE IDENTIFICATION PROGRAM	2016		(171,707.97)	171,707.97			(0.00)
				(171,707.97)	171,707.97	0.00	0.00	
166728	STATE MOTOR VEH REGISTRATION	2016		(223,817.06)	223,817.06			0.00
				(223,817.06)	223,817.06	0.00	0.00	
	Grand Total			(3,948,147.47)	3,840,472.50	0.00	0.00	

County of Maui

Planning

Grant Revenues & Expenditures Quarterly Report - by Index and Fiscal Year as of 3/31/2016

Index	Index Title	FY	Beginning Fund Balance	Revenue	Expenditures	Transfers In	Transfers Out	Ending Fund Balance
106258	COASTAL ZONE MGT FY2010	2014	(151.29)		151.29			0.00
				0.00	151.29	0.00	0.00	
116204	PRIVATE DONATION-PLNNG-HUTAFF	2014	(51.74)					(51.74)
116204	PRIVATE DONATION-PLNNG-HUTAFF	2015	(51.74)					(51.74)
116204	PRIVATE DONATION-PLNNG-HUTAFF	2016	(51.74)					(51.74)
				0.00	0.00	0.00	0.00	
136258	COASTAL ZONE MANAGEMENT PRG	2014	285,630.54	(319,063.89)	33,433.35			(0.00)
				(319,063.89)	33,433.35	0.00	0.00	
146901	COASTAL ZONE MANAGEMENT PRG	2014			124,748.22			124,748.22
146901	COASTAL ZONE MANAGEMENT PRG	2015	124,748.22	(338,696.99)	7,172.00			(206,776.77)
146901	COASTAL ZONE MANAGEMENT PRG	2016	(206,776.77)					(206,776.77)
				(338,696.99)	131,920.22	0.00	0.00	
146905	UH SEA GRANT COLLEGE PROGRAM	2014		(65,375.00)	65,375.00			0.00
146905	UH SEA GRANT COLLEGE PROGRAM	2015		(65,375.00)	63,018.58			(2,356.42)
146905	UH SEA GRANT COLLEGE PROGRAM	2016	(2,356.42)		2,356.42			0.00
				(130,750.00)	130,750.00	0.00	0.00	
156800	COASTAL ZONE MANAGEMENT FY15	2015			179,312.79			179,312.79
156800	COASTAL ZONE MANAGEMENT FY15	2016	179,312.79	(339,286.41)	8,122.61			(151,851.01)
				(339,286.41)	187,435.40	0.00	0.00	
156802	CERTIFIED LOCAL GOVT PRG	2015		(8,677.02)				(8,677.02)
156802	CERTIFIED LOCAL GOVT PRG	2016	(8,677.02)					(8,677.02)
				(8,677.02)	0.00	0.00	0.00	
166801	COASTAL ZONE MANAGEMENT FY16	2016			142,538.33			142,538.33
				0.00	142,538.33	0.00	0.00	
186258	COASTAL ZONE MGT FY08 B08014	2014	2,295.49		(2,295.49)			0.00
				0.00	(2,295.49)	0.00	0.00	
	Grand Total			(1,136,474.31)	623,933.10	0.00	0.00	

Back to Top

County of Maui

Police

Grant Revenues & Expenditures Quarterly Report - by Index and Fiscal Year as of 3/31/2016

Index	Index Title	FY	Beginning Fund Balance	Revenue	Expenditures	Transfers In	Transfers Out	Ending Fund Balance
106521	G.R.E.A.T ATC000110	2014	304.39					304.39
106521	G.R.E.A.T ATC000110	2015	304.39					304.39
106521	G.R.E.A.T ATC000110	2016	304.39					304.39
				0.00	0.00	0.00	0.00	
106806	D.A.R.E.(DOE)FY10 MOA DO413#5	2014	479.33					479.33
106806	D.A.R.E.(DOE)FY10 MOA DO413#5	2015	479.33					479.33
106806	D.A.R.E.(DOE)FY10 MOA DO413#5	2016	479.33					479.33
				0.00	0.00	0.00	0.00	
116302	JUSTICE ASSISTANCE GRANT PRG	2014	4,535.37	(22,018.22)	17,482.85			(0.00)
				(22,018.22)	17,482.85	0.00	0.00	
116333	JUVENILE ACCT INCENTIVE DHS01	2014	658.84					658.84
116333	JUVENILE ACCT INCENTIVE DHS01	2015	658.84					658.84
116333	JUVENILE ACCT INCENTIVE DHS01	2016	658.84					658.84
				0.00	0.00	0.00	0.00	
116355	MAUI CHILD PASSENGER SAFTEY	2014	(541.18)					(541.18)
116355	MAUI CHILD PASSENGER SAFTEY	2015	(541.18)					(541.18)
116355	MAUI CHILD PASSENGER SAFTEY	2016	(541.18)					(541.18)
				0.00	0.00	0.00	0.00	
116363	COPS HIRING PROGRAM	2014	228,331.14	(672,328.02)	577,322.52			133,325.64
116363	COPS HIRING PROGRAM	2015	133,325.64	(230,035.92)	96,710.28			(0.00)
				(902,363.94)	674,032.80	0.00	0.00	
116500	COPS TECHNOLOGY GRANT USDJUSTC	2014	(462.69)					(462.69)
116500	COPS TECHNOLOGY GRANT USDJUSTC	2015	(462.69)					(462.69)
116500	COPS TECHNOLOGY GRANT USDJUSTC	2016	(462.69)					(462.69)
				0.00	0.00	0.00	0.00	
116510	BULLETPROOF VEST GRNT USDJUSTC	2014	(13,085.32)					(13,085.32)
116510	BULLETPROOF VEST GRNT USDJUSTC	2015	(13,085.32)					(13,085.32)
116510	BULLETPROOF VEST GRNT USDJUSTC	2016	(13,085.32)					(13,085.32)
				0.00	0.00	0.00	0.00	
116705	YOUTH GANG DHS-2000-OYS-8048	2014	194.79					194.79
116705	YOUTH GANG DHS-2000-OYS-8048	2015	194.79					194.79
116705	YOUTH GANG DHS-2000-OYS-8048	2016	194.79					194.79

County of Maui

Police

Grant Revenues & Expenditures Quarterly Report - by Index and Fiscal Year as of 3/31/2016

Index	Index Title	FY	Beginning Fund Balance	Revenue	Expenditures	Transfers In	Transfers Out	Ending Fund Balance
				0.00	0.00	0.00	0.00	
116904	SAFE & DRUG FREE SCHLS #2 DHS	2014	(252.05)					(252.05)
116904	SAFE & DRUG FREE SCHLS #2 DHS	2015	(252.05)					(252.05)
116904	SAFE & DRUG FREE SCHLS #2 DHS	2016	(252.05)					(252.05)
				0.00	0.00	0.00	0.00	
116910	HIDTA 2011 G11HI0003A	2014	43,636.25	(63,229.12)	19,592.87			0.00
				(63,229.12)	19,592.87	0.00	0.00	
126177	VAWA/VIOLENT CRIMES AGAINST WO	2014	837.13	(6,731.00)	5,893.87			0.00
				(6,731.00)	5,893.87	0.00	0.00	
126300	LLE BLOCK GRANT 2001-LB-BX1458	2014	132.23					132.23
126300	LLE BLOCK GRANT 2001-LB-BX1458	2015	132.23					132.23
126300	LLE BLOCK GRANT 2001-LB-BX1458	2016	132.23					132.23
				0.00	0.00	0.00	0.00	
126331	MPD ROADBLOCK PROGRA-AL02-02	2014	322.12					322.12
126331	MPD ROADBLOCK PROGRA-AL02-02	2015	322.12					322.12
126331	MPD ROADBLOCK PROGRA-AL02-02	2016	322.12					322.12
				0.00	0.00	0.00	0.00	
126333	JUV ACT/INC BG DHS-2-OYS-1160A	2014	(7,482.95)					(7,482.95)
126333	JUV ACT/INC BG DHS-2-OYS-1160A	2015	(7,482.95)					(7,482.95)
126333	JUV ACT/INC BG DHS-2-OYS-1160A	2016	(7,482.95)					(7,482.95)
				0.00	0.00	0.00	0.00	
126335	JUV ACT/INC BG DHS-2-OYS-1160B	2014	(579.95)					(579.95)
126335	JUV ACT/INC BG DHS-2-OYS-1160B	2015	(579.95)					(579.95)
126335	JUV ACT/INC BG DHS-2-OYS-1160B	2016	(579.95)					(579.95)
				0.00	0.00	0.00	0.00	
126338	FFY12 MPD Roadblock Program	2014	(75.27)	42.05	33.22			0.00
				42.05	33.22	0.00	0.00	
126340	PROHIBITING ALCOHOL SALES TO M	2014	1,200.18	(8,000.00)	6,899.13			99.31
126340	PROHIBITING ALCOHOL SALES TO M	2015	99.31					99.31
126340	PROHIBITING ALCOHOL SALES TO M	2016	99.31					99.31
				(8,000.00)	6,899.13	0.00	0.00	
126344	MAUI SAFECOMM SPEED SC02-06(03	2014	(1,176.53)					(1,176.53)

Back to Top

County of Maui

Police

Grant Revenues & Expenditures Quarterly Report - by Index and Fiscal Year as of 3/31/2016

Index	Index Title	FY	Beginning Fund Balance	Revenue	Expenditures	Transfers In	Transfers Out	Ending Fund Balance
126344	MAUI SAFECOMM SPEED SC02-06(03	2015	(1,176.53)					(1,176.53)
126344	MAUI SAFECOMM SPEED SC02-06(03	2016	(1,176.53)					(1,176.53)
				0.00	0.00	0.00	0.00	
126355	KEIKI INJURY PRTCTN CLTN/02-05	2014	2,383.19					2,383.19
126355	KEIKI INJURY PRTCTN CLTN/02-05	2015	2,383.19					2,383.19
126355	KEIKI INJURY PRTCTN CLTN/02-05	2016	2,383.19					2,383.19
				0.00	0.00	0.00	0.00	
126356	MAUI SEAT BELT ENFCT OP02-05	2014	11,869.64					11,869.64
126356	MAUI SEAT BELT ENFCT OP02-05	2015	11,869.64					11,869.64
126356	MAUI SEAT BELT ENFCT OP02-05	2016	11,869.64					11,869.64
				0.00	0.00	0.00	0.00	
126361	MPD TRAFFIC SVCS FY2012	2014	37.76	59.36	(97.12)			0.00
				59.36	(97.12)	0.00	0.00	
126365	FED EQT/SHARING FORFEITURE POL	2014	(863.82)					(863.82)
126365	FED EQT/SHARING FORFEITURE POL	2015	(863.82)					(863.82)
126365	FED EQT/SHARING FORFEITURE POL	2016	(863.82)					(863.82)
				0.00	0.00	0.00	0.00	
126399	911 EMERGENCY MEDICAL FY02	2014	(1,200.00)					(1,200.00)
126399	911 EMERGENCY MEDICAL FY02	2015	(1,200.00)					(1,200.00)
126399	911 EMERGENCY MEDICAL FY02	2016	(1,200.00)					(1,200.00)
				0.00	0.00	0.00	0.00	
126430	CLANDSTINE LAB RSPNSE TM00DB18	2014	275.72					275.72
126430	CLANDSTINE LAB RSPNSE TM00DB18	2015	275.72					275.72
126430	CLANDSTINE LAB RSPNSE TM00DB18	2016	275.72					275.72
				0.00	0.00	0.00	0.00	
126501	COPS IN SCHOOL AWARD	2014	(38,462.46)					(38,462.46)
126501	COPS IN SCHOOL AWARD	2015	(38,462.46)					(38,462.46)
126501	COPS IN SCHOOL AWARD	2016	(38,462.46)					(38,462.46)
				0.00	0.00	0.00	0.00	
126505	S/W MARIJUANA ERAD #01-DB-4	2014	829.73					829.73
126505	S/W MARIJUANA ERAD #01-DB-4	2015	829.73					829.73
126505	S/W MARIJUANA ERAD #01-DB-4	2016	829.73					829.73

County of Maui

Police

Grant Revenues & Expenditures Quarterly Report - by Index and Fiscal Year as of 3/31/2016

Index	Index Title	FY	Beginning Fund Balance	Revenue	Expenditures	Transfers In	Transfers Out	Ending Fund Balance
				0.00	0.00	0.00	0.00	
126550	MARIJUANA ERADICATION DEA 2002	2014	(1,034.82)					(1,034.82)
126550	MARIJUANA ERADICATION DEA 2002	2015	(1,034.82)					(1,034.82)
126550	MARIJUANA ERADICATION DEA 2002	2016	(1,034.82)					(1,034.82)
				0.00	0.00	0.00	0.00	
126901	SW NARCOTICS TASK FORCE 01DB11	2014	6,500.00					6,500.00
126901	SW NARCOTICS TASK FORCE 01DB11	2015	6,500.00					6,500.00
126901	SW NARCOTICS TASK FORCE 01DB11	2016	6,500.00					6,500.00
				0.00	0.00	0.00	0.00	
126903	SAFE/DRUG FREE SCHOOLS #3 DHS	2014	4,291.33					4,291.33
126903	SAFE/DRUG FREE SCHOOLS #3 DHS	2015	4,291.33					4,291.33
126903	SAFE/DRUG FREE SCHOOLS #3 DHS	2016	4,291.33					4,291.33
				0.00	0.00	0.00	0.00	
126905	D.A.R.E.PRGRM(DOE) 02 #18475	2014	1,338.75					1,338.75
126905	D.A.R.E.PRGRM(DOE) 02 #18475	2015	1,338.75					1,338.75
126905	D.A.R.E.PRGRM(DOE) 02 #18475	2016	1,338.75					1,338.75
				0.00	0.00	0.00	0.00	
126908	TRAINING GRANTS-SOH VARIOUS	2014	70,375.21		(60,559.76)			9,815.45
126908	TRAINING GRANTS-SOH VARIOUS	2015	9,815.45		203.00			10,018.45
126908	TRAINING GRANTS-SOH VARIOUS	2016	10,018.45					10,018.45
				0.00	(60,356.76)	0.00	0.00	
126910	HIGH INTENSITY DRUG TRAFFICKIN	2014	2,032.20	(107,245.00)	105,212.80			(0.00)
				(107,245.00)	105,212.80	0.00	0.00	
136001	MAUI SEXUAL ASSAULT RESPONSE	2014		(37,525.62)	37,525.62			(0.00)
				(37,525.62)	37,525.62	0.00	0.00	
136177	VAWA/SEXUAL ASSAULT EXAMINATIO	2014	4,154.25	(23,000.00)	43,606.06			24,760.31
136177	VAWA/SEXUAL ASSAULT EXAMINATIO	2015	24,760.31	(27,719.00)	2,958.69			0.00
				(50,719.00)	46,564.75	0.00	0.00	
136178	SOH JUVENILE JUSTICE INFO SYST	2014	24,596.00	(24,596.00)				0.00
				(24,596.00)	0.00	0.00	0.00	
136301	STATE E911 WIRELESS COMMISSIO	2014	(110,139.87)	(313,939.36)	413,516.66			(10,562.57)
136301	STATE E911 WIRELESS COMMISSIO	2015	(10,562.57)					(10,562.57)

Back to Top

County of Maui

Police

Grant Revenues & Expenditures Quarterly Report - by Index and Fiscal Year as of 3/31/2016

Index	Index Title	FY	Beginning Fund Balance	Revenue	Expenditures	Transfers In	Transfers Out	Ending Fund Balance
136301	STATE E911 WIRELESS COMMISSIO	2016	(10,562.57)		2,466.66			(8,095.91)
				(313,939.36)	415,983.32	0.00	0.00	
136302	VAWA/DOMESTIC VIOLENCE OUTREAC	2014	1,039.29	(4,000.00)	3,201.19			240.48
136302	VAWA/DOMESTIC VIOLENCE OUTREAC	2015	240.48	(14,000.00)	16,979.63			3,220.11
136302	VAWA/DOMESTIC VIOLENCE OUTREAC	2016	3,220.11	(4,000.00)	5,602.19			4,822.30
				(22,000.00)	25,783.01	0.00	0.00	
136303	HIGH INTENSITY DRUG TRAFFICKIN	2014			9,616.40			9,616.40
136303	HIGH INTENSITY DRUG TRAFFICKIN	2015	9,616.40	(46,123.39)	33,506.99			(3,000.00)
136303	HIGH INTENSITY DRUG TRAFFICKIN	2016	(3,000.00)	3,000.00				0.00
				(43,123.39)	43,123.39	0.00	0.00	
136304	JUVENILE ACCT INCENTIVE BLCK	2014	2,161.24	(51,397.00)	46,073.56			(3,162.20)
136304	JUVENILE ACCT INCENTIVE BLCK	2015	(3,162.20)		3,162.20			0.00
				(51,397.00)	49,235.76	0.00	0.00	
136311	FFY13 MPD TRAFFIC DATA	2014	2,778.70	(3,625.50)	846.80			0.00
				(3,625.50)	846.80	0.00	0.00	
136330	DOH-ADAD TOBACCO SALES-MINORS	2014	(1,015.70)					(1,015.70)
136330	DOH-ADAD TOBACCO SALES-MINORS	2015	(1,015.70)					(1,015.70)
136330	DOH-ADAD TOBACCO SALES-MINORS	2016	(1,015.70)					(1,015.70)
				0.00	0.00	0.00	0.00	
136331	MPD ROADBLOCK PROGRAM	2014	6,926.72					6,926.72
136331	MPD ROADBLOCK PROGRAM	2015	6,926.72	(8,314.20)	1,387.48			0.00
				(8,314.20)	1,387.48	0.00	0.00	
136333	JUV ACT/INCNTV B/G PROJ#P.O.I.	2014	(6,678.32)					(6,678.32)
136333	JUV ACT/INCNTV B/G PROJ#P.O.I.	2015	(6,678.32)					(6,678.32)
136333	JUV ACT/INCNTV B/G PROJ#P.O.I.	2016	(6,678.32)					(6,678.32)
				0.00	0.00	0.00	0.00	
136335	J/ACT/INCNTV/BG PROJ#COMP STRA	2014	(2,226.75)					(2,226.75)
136335	J/ACT/INCNTV/BG PROJ#COMP STRA	2015	(2,226.75)					(2,226.75)
136335	J/ACT/INCNTV/BG PROJ#COMP STRA	2016	(2,226.75)					(2,226.75)
				0.00	0.00	0.00	0.00	
136337	FFY13 MPD DISTRACTED DRIVING	2014	2,612.15	(42,618.09)	40,005.94			0.00
				(42,618.09)	40,005.94	0.00	0.00	

County of Maui

Police

Grant Revenues & Expenditures Quarterly Report - by Index and Fiscal Year as of 3/31/2016

Index	Index Title	FY	Beginning Fund Balance	Revenue	Expenditures	Transfers In	Transfers Out	Ending Fund Balance
136338	FFY13 MPD ROADBLOCK PROGRAM	2014	58,487.81	(154,786.40)	96,298.59			0.00
				(154,786.40)	96,298.59	0.00	0.00	
136339	FFY13 MPD SPEED PROGRAM	2014	16,784.91	(58,435.93)	41,651.02			0.00
				(58,435.93)	41,651.02	0.00	0.00	
136344	MAUI SAFE COMM SPEED	2014	(3,110.54)					(3,110.54)
136344	MAUI SAFE COMM SPEED	2015	(3,110.54)		(414.99)			(3,525.53)
136344	MAUI SAFE COMM SPEED	2016	(3,525.53)					(3,525.53)
				0.00	(414.99)	0.00	0.00	
136349	MAUI SPEED ENFORCEMENT	2014	(7,293.90)					(7,293.90)
136349	MAUI SPEED ENFORCEMENT	2015	(7,293.90)	8,314.20	(1,020.30)			0.00
				8,314.20	(1,020.30)	0.00	0.00	
136351	MPD DATA RECORDS	2014	6,224.00					6,224.00
136351	MPD DATA RECORDS	2015	6,224.00		(6,224.00)			0.00
				0.00	(6,224.00)	0.00	0.00	
136355	KEIKI INJURY PRTCTN OP03-05(03	2014	(1,246.89)		1,246.89			0.00
				0.00	1,246.89	0.00	0.00	
136356	MPD SEATBELT PRGRM-OPO3-05(01M	2014	(32,203.19)					(32,203.19)
136356	MPD SEATBELT PRGRM-OPO3-05(01M	2015	(32,203.19)					(32,203.19)
136356	MPD SEATBELT PRGRM-OPO3-05(01M	2016	(32,203.19)					(32,203.19)
				0.00	0.00	0.00	0.00	
136358	MPD RCONSTRCTNIST-PT030203M01	2014	(2,020.52)		2,020.52			0.00
				0.00	2,020.52	0.00	0.00	
136360	MPD CHILD RESTRAINT PROJECT	2014	13,834.93	(21,644.77)	7,809.84			0.00
				(21,644.77)	7,809.84	0.00	0.00	
136361	MPD TRAFFIC SERVICES FFY13	2014	17,352.51	(17,352.51)				0.00
				(17,352.51)	0.00	0.00	0.00	
136362	FFY13 MPD SEATBELT PROGRAM	2014	20,596.18	(41,471.21)	20,875.03			0.00
				(41,471.21)	20,875.03	0.00	0.00	
136365	FED EQT/SHARING FORFEITURE POL	2014	(134.78)					(134.78)
136365	FED EQT/SHARING FORFEITURE POL	2015	(134.78)					(134.78)
136365	FED EQT/SHARING FORFEITURE POL	2016	(134.78)					(134.78)
				0.00	0.00	0.00	0.00	

Back to Top

County of Maui

Police

Grant Revenues & Expenditures Quarterly Report - by Index and Fiscal Year as of 3/31/2016

Index	Index Title	FY	Beginning Fund Balance	Revenue	Expenditures	Transfers In	Transfers Out	Ending Fund Balance
136399	911 EMS FY03LOG#98-320 MOD#5	2014	67,631.31					67,631.31
136399	911 EMS FY03LOG#98-320 MOD#5	2015	67,631.31					67,631.31
136399	911 EMS FY03LOG#98-320 MOD#5	2016	67,631.31					67,631.31
				0.00	0.00	0.00	0.00	
136400	911 EMERGENCY MEDICAL SVC PRG	2014	38,062.74	(51,065.61)	13,002.87			(0.00)
				(51,065.61)	13,002.87	0.00	0.00	
136430	CLANDSTINE LAB RSPNSE 02-DB-10	2014	(2,359.80)		2,359.80			0.00
				0.00	2,359.80	0.00	0.00	
136508	SW MARIJUANA ERADICATION SMETF	2014	10,872.57	(27,827.00)	16,954.43			0.00
				(27,827.00)	16,954.43	0.00	0.00	
136537	DOH PROHIBITING TOBACCO SALES	2014	1,802.64	(5,175.04)	3,372.40			0.00
136537	DOH PROHIBITING TOBACCO SALES	2015		(1,625.77)	1,625.77			0.00
				(6,800.81)	4,998.17	0.00	0.00	
136558	CHOICES MENTORSHIP PROGRAM	2014	4,927.18	(48,106.10)	43,178.92			0.00
				(48,106.10)	43,178.92	0.00	0.00	
136902	TRAINING GRANTS FY2013	2014	41,243.56		(44,516.91)			(3,273.35)
136902	TRAINING GRANTS FY2013	2015	(3,273.35)					(3,273.35)
136902	TRAINING GRANTS FY2013	2016	(3,273.35)					(3,273.35)
				0.00	(44,516.91)	0.00	0.00	
136907	HAWAII NARCOTICS TASK FORCE	2014	3,936.69	(24,000.00)	29,655.34			9,592.03
136907	HAWAII NARCOTICS TASK FORCE	2015	9,592.03	(26,469.00)	16,876.97			0.00
				(50,469.00)	46,532.31	0.00	0.00	
136910	HI INTRAGENCY MOBLE POLICE 02	2014	(2,506.82)					(2,506.82)
136910	HI INTRAGENCY MOBLE POLICE 02	2015	(2,506.82)					(2,506.82)
136910	HI INTRAGENCY MOBLE POLICE 02	2016	(2,506.82)					(2,506.82)
				0.00	0.00	0.00	0.00	
146026	TRAINING GRANTS FY2014	2014		(23,610.24)	27,807.71			4,197.47
146026	TRAINING GRANTS FY2014	2015	4,197.47	(4,480.40)	66.80			(216.13)
146026	TRAINING GRANTS FY2014	2016	(216.13)					(216.13)
				(28,090.64)	27,874.51	0.00	0.00	
146030	STATE E911 WIRELESS COMMISSION	2014		(716,613.51)	820,487.04			103,873.53
146030	STATE E911 WIRELESS COMMISSION	2015	103,873.53	(147,604.59)	43,080.84			(650.22)

County of Maui

Police

Grant Revenues & Expenditures Quarterly Report - by Index and Fiscal Year as of 3/31/2016

Index	Index Title	FY	Beginning Fund Balance	Revenue	Expenditures	Transfers In	Transfers Out	Ending Fund Balance
146030	STATE E911 WIRELESS COMMISSION	2016	(650.22)	712.20	(61.98)			0.00
				(863,505.90)	863,505.90	0.00	0.00	
146031	911 EMERGENCY MEDICAL SVC	2014		(254,241.02)	292,797.74			38,556.72
146031	911 EMERGENCY MEDICAL SVC	2015	38,556.72	(51,881.09)	13,324.37			0.00
				(306,122.11)	306,122.11	0.00	0.00	
146032	DOMESTIC CANNABIS ENFORCEMENT	2014		(96,808.93)	96,808.93			0.00
				(96,808.93)	96,808.93	0.00	0.00	
146033	MPD TRAFFIC SERVICES	2014		(7,762.56)	20,852.77			13,090.21
146033	MPD TRAFFIC SERVICES	2015	13,090.21	(35,459.71)	22,369.50			0.00
				(43,222.27)	43,222.27	0.00	0.00	
146034	DISTRACTED DRIVING ENFORCEMENT	2014		(798.61)	19,264.71			18,466.10
146034	DISTRACTED DRIVING ENFORCEMENT	2015	18,466.10	(27,890.97)	9,424.87			(0.00)
				(28,689.58)	28,689.58	0.00	0.00	
146037	FFY14 MPD SEAT BELT PROGRAM	2014		(26,071.02)	37,121.84			11,050.82
146037	FFY14 MPD SEAT BELT PROGRAM	2015	11,050.82	(26,547.23)	15,496.41			(0.00)
				(52,618.25)	52,618.25	0.00	0.00	
146038	FFY14 SPEED ENFORCEMENT	2014		(43,548.84)	64,373.94			20,825.10
146038	FFY14 SPEED ENFORCEMENT	2015	20,825.10	(53,209.42)	32,384.32			0.00
				(96,758.26)	96,758.26	0.00	0.00	
146039	FFY14 MPD TRAFFIC DATA RECORDS	2014		(82,985.53)	83,777.13			791.60
146039	FFY14 MPD TRAFFIC DATA RECORDS	2015	791.60	(1,562.80)	771.20			0.00
				(84,548.33)	84,548.33	0.00	0.00	
146042	MPD CHILD RESTRAINT PROJECT	2014		(11,675.18)	17,590.73			5,915.55
146042	MPD CHILD RESTRAINT PROJECT	2015	5,915.55	(13,862.77)	8,031.72			84.50
146042	MPD CHILD RESTRAINT PROJECT	2016	84.50		(84.50)			0.00
				(25,537.95)	25,537.95	0.00	0.00	
146044	MPD ROADBLOCK PROGRAM	2014		(59,030.35)	109,686.74			50,656.39
146044	MPD ROADBLOCK PROGRAM	2015	50,656.39	(104,210.37)	53,553.98			0.00
				(163,240.72)	163,240.72	0.00	0.00	
146045	VIOLENCE AGAINST WOMEN ACT	2014		(9,000.00)	12,552.68			3,552.68
146045	VIOLENCE AGAINST WOMEN ACT	2015	3,552.68	(6,000.00)	17,813.43			15,366.11
146045	VIOLENCE AGAINST WOMEN ACT	2016	15,366.11	(24,000.00)	8,873.03			239.14

Back to Top

County of Maui

Police

Grant Revenues & Expenditures Quarterly Report - by Index and Fiscal Year as of 3/31/2016

Index	Index Title	FY	Beginning Fund Balance	Revenue	Expenditures	Transfers In	Transfers Out	Ending Fund Balance
				(39,000.00)	39,239.14	0.00	0.00	
146046	JUVENILE ACCT INCENTIVE BLCK	2014			11,230.31			11,230.31
146046	JUVENILE ACCT INCENTIVE BLCK	2015	11,230.31	(43,259.99)	39,881.13			7,851.45
146046	JUVENILE ACCT INCENTIVE BLCK	2016	7,851.45	(8,136.30)	284.85			0.00
				(51,396.29)	51,396.29	0.00	0.00	
146047	SW MARIJUANA ERADICATION	2014			320.96			320.96
146047	SW MARIJUANA ERADICATION	2015	320.96	(3,000.00)	4,335.91			1,656.87
146047	SW MARIJUANA ERADICATION	2016	1,656.87	(24,000.00)	22,153.90			(189.23)
				(27,000.00)	26,810.77	0.00	0.00	
146051	DOMESTIC CANNABIS DEA	2014		(100,000.00)	13,184.16			(86,815.84)
146051	DOMESTIC CANNABIS DEA	2015	(86,815.84)	33,347.54	53,468.30			0.00
				(66,652.46)	66,652.46	0.00	0.00	
146053	E BYRNE/EPIC AWARENESS	2015		(13,000.00)	14,430.61			1,430.61
146053	E BYRNE/EPIC AWARENESS	2016	1,430.61	(83,000.00)	88,875.50			7,306.11
				(96,000.00)	103,306.11	0.00	0.00	
146365	POLICE FORFEITURES	2014	(9,175.25)					(9,175.25)
146365	POLICE FORFEITURES	2015	(9,175.25)					(9,175.25)
146365	POLICE FORFEITURES	2016	(9,175.25)					(9,175.25)
				0.00	0.00	0.00	0.00	
146400	911 EMS DOH 04 LOG#04-337	2014	22,572.34					22,572.34
146400	911 EMS DOH 04 LOG#04-337	2015	22,572.34					22,572.34
146400	911 EMS DOH 04 LOG#04-337	2016	22,572.34					22,572.34
				0.00	0.00	0.00	0.00	
146502	ANALYTICAL EQUIP & INFO MGT SY	2014	4,813.63					4,813.63
146502	ANALYTICAL EQUIP & INFO MGT SY	2015	4,813.63					4,813.63
146502	ANALYTICAL EQUIP & INFO MGT SY	2016	4,813.63					4,813.63
				0.00	0.00	0.00	0.00	
146550	MARIJUANA ERADCTN DEA 2003-51	2014	(6,254.17)					(6,254.17)
146550	MARIJUANA ERADCTN DEA 2003-51	2015	(6,254.17)					(6,254.17)
146550	MARIJUANA ERADCTN DEA 2003-51	2016	(6,254.17)					(6,254.17)
				0.00	0.00	0.00	0.00	
146553	DOMESTIC CANNABIS DEA 2004-53	2014	(13,771.67)					(13,771.67)

County of Maui

Police

Grant Revenues & Expenditures Quarterly Report - by Index and Fiscal Year as of 3/31/2016

Index	Index Title	FY	Beginning Fund Balance	Revenue	Expenditures	Transfers In	Transfers Out	Ending Fund Balance
146553	DOMESTIC CANNABIS DEA 2004-53	2015	(13,771.67)					(13,771.67)
146553	DOMESTIC CANNABIS DEA 2004-53	2016	(13,771.67)					(13,771.67)
				0.00	0.00	0.00	0.00	
156024	TRAINING GRANTS FY2015	2015		(1,921.87)	12,185.39			10,263.52
156024	TRAINING GRANTS FY2015	2016	10,263.52		(3,560.98)			6,702.54
				(1,921.87)	8,624.41	0.00	0.00	
156030	STATE E911 WIRELESS COMMISSION	2015		(602,095.99)	1,127,334.49			525,238.50
156030	STATE E911 WIRELESS COMMISSION	2016	525,238.50	(498,495.20)	283.19			27,026.49
				(1,100,591.19)	1,127,617.68	0.00	0.00	
156031	911 EMERGENCY MEDICAL SVC	2015		(250,180.18)	326,103.09			75,922.91
156031	911 EMERGENCY MEDICAL SVC	2016	75,922.91	(91,007.41)	15,084.50			0.00
				(341,187.59)	341,187.59	0.00	0.00	
156033	MPD TRAFFIC SERVICES	2015			33,897.68			33,897.68
156033	MPD TRAFFIC SERVICES	2016	33,897.68	(37,104.52)	3,206.84			0.00
				(37,104.52)	37,104.52	0.00	0.00	
156035	PROHIBIT TOBACCO SALES TO M	2016		(7,162.39)	8,921.91			1,759.52
				(7,162.39)	8,921.91	0.00	0.00	
156037	FFY15 MPD SEAT BELT PROGRAM	2015		(17,984.56)	29,143.32			11,158.76
156037	FFY15 MPD SEAT BELT PROGRAM	2016	11,158.76	(23,931.08)	12,772.32			0.00
				(41,915.64)	41,915.64	0.00	0.00	
156038	FFY15 SPEED ENFORCEMENT	2015		(4,085.65)	28,065.89			23,980.24
156038	FFY15 SPEED ENFORCEMENT	2016	23,980.24	(43,009.95)	19,029.71			0.00
				(47,095.60)	47,095.60	0.00	0.00	
156039	FFY15 MPD TRAFFIC DATA RECORDS	2015		(6,002.78)	16,714.91			10,712.13
156039	FFY15 MPD TRAFFIC DATA RECORDS	2016	10,712.13	(29,412.38)	18,700.25			0.00
				(35,415.16)	35,415.16	0.00	0.00	
156040	DISTRACTED DRIVING ENFORCEMENT	2015		(91.50)	91.50			0.00
156040	DISTRACTED DRIVING ENFORCEMENT	2016		(2,049.41)	2,049.41			0.00
				(2,140.91)	2,140.91	0.00	0.00	
156044	MPD ROADBLOCK PROGRAM	2015		(54,578.20)	135,106.29			80,528.09
156044	MPD ROADBLOCK PROGRAM	2016	80,528.09	(203,039.80)	122,511.71			0.00
				(257,618.00)	257,618.00	0.00	0.00	

Back to Top

County of Maui

Police

Grant Revenues & Expenditures Quarterly Report - by Index and Fiscal Year as of 3/31/2016

Index	Index Title	FY	Beginning Fund Balance	Revenue	Expenditures	Transfers In	Transfers Out	Ending Fund Balance
156046	KALO PROGRAM	2015		(66,037.64)	88,874.28			22,836.64
156046	KALO PROGRAM	2016	22,836.64	(22,962.36)	125.72			0.00
				(89,000.00)	89,000.00	0.00	0.00	
156051	DOMESTIC CANNABIS DEA	2015		(90,000.00)	1,637.82			(88,362.18)
156051	DOMESTIC CANNABIS DEA	2016	(88,362.18)		88,362.18			0.00
				(90,000.00)	90,000.00	0.00	0.00	
156053	HAWAII NARCOTICS TASK FORCE	2015		(11,000.00)	16,389.96			5,389.96
156053	HAWAII NARCOTICS TASK FORCE	2016	5,389.96	(19,510.00)	14,120.04			(0.00)
				(30,510.00)	30,510.00	0.00	0.00	
156054	HIGH INTENSITY DRUG TRAFFICKIN	2015		(32,277.00)	65,295.78			33,018.78
156054	HIGH INTENSITY DRUG TRAFFICKIN	2016	33,018.78	(164,110.00)	131,091.22			(0.00)
				(196,387.00)	196,387.00	0.00	0.00	
156056	MPD CHILD RESTRAINT PROJ	2015		(5,511.83)	12,236.72			6,724.89
156056	MPD CHILD RESTRAINT PROJ	2016	6,724.89	(14,899.11)	8,174.22			0.00
				(20,410.94)	20,410.94	0.00	0.00	
156058	JUVENILE ACCT INCENTIVE BLCK	2015			4,492.24			4,492.24
156058	JUVENILE ACCT INCENTIVE BLCK	2016	4,492.24	(47,895.53)	56,277.51			12,874.22
				(47,895.53)	60,769.75	0.00	0.00	
156333	JUV/ACT/BG POI DHS-05-OYS-2153	2014	(4,956.25)					(4,956.25)
156333	JUV/ACT/BG POI DHS-05-OYS-2153	2015	(4,956.25)					(4,956.25)
156333	JUV/ACT/BG POI DHS-05-OYS-2153	2016	(4,956.25)					(4,956.25)
				0.00	0.00	0.00	0.00	
156522	G.R.E.A.T. ATF 2004-JV-FX-0133	2014	(109.70)					(109.70)
156522	G.R.E.A.T. ATF 2004-JV-FX-0133	2015	(109.70)					(109.70)
156522	G.R.E.A.T. ATF 2004-JV-FX-0133	2016	(109.70)					(109.70)
				0.00	0.00	0.00	0.00	
156553	DOMESTIC CANNABIS DEA 2005-60	2014	(3,882.55)					(3,882.55)
156553	DOMESTIC CANNABIS DEA 2005-60	2015	(3,882.55)					(3,882.55)
156553	DOMESTIC CANNABIS DEA 2005-60	2016	(3,882.55)					(3,882.55)
				0.00	0.00	0.00	0.00	
156910	HI INTERAGNCY MOBILE POLICE03	2014	(4,278.78)					(4,278.78)
156910	HI INTERAGNCY MOBILE POLICE03	2015	(4,278.78)					(4,278.78)

County of Maui

Police

Grant Revenues & Expenditures Quarterly Report - by Index and Fiscal Year as of 3/31/2016

Index	Index Title	FY	Beginning Fund Balance	Revenue	Expenditures	Transfers In	Transfers Out	Ending Fund Balance
156910	HI INTERAGNCY MOBILE POLICE03	2016	(4,278.78)					(4,278.78)
				0.00	0.00	0.00	0.00	
166365	FEDERAL POLICE FORFEITURES	2014	(1,621.35)					(1,621.35)
166365	FEDERAL POLICE FORFEITURES	2015	(1,621.35)					(1,621.35)
166365	FEDERAL POLICE FORFEITURES	2016	(1,621.35)					(1,621.35)
				0.00	0.00	0.00	0.00	
166508	SW MARIJUANA ERADCTN TASK FRCE	2014	(23,893.00)					(23,893.00)
166508	SW MARIJUANA ERADCTN TASK FRCE	2015	(23,893.00)					(23,893.00)
166508	SW MARIJUANA ERADCTN TASK FRCE	2016	(23,893.00)					(23,893.00)
				0.00	0.00	0.00	0.00	
166509	POLICE AGAINST STREET SALES06	2014	(422.68)					(422.68)
166509	POLICE AGAINST STREET SALES06	2015	(422.68)					(422.68)
166509	POLICE AGAINST STREET SALES06	2016	(422.68)					(422.68)
				0.00	0.00	0.00	0.00	
166830	STATE E911 WIRELESS COMMISSION	2016		(527,061.92)	571,091.45			44,029.53
				(527,061.92)	571,091.45	0.00	0.00	
166831	TRAINING GRANTS FY2016	2016			996.24			996.24
				0.00	996.24	0.00	0.00	
166832	911 EMS DISPATCH COMMUNICATION	2016		(215,933.88)	265,033.35			49,099.47
				(215,933.88)	265,033.35	0.00	0.00	
166833	DOMESTIC VIOLENCE:STRANGULATIO	2016		(10,000.00)	28,435.04			18,435.04
				(10,000.00)	28,435.04	0.00	0.00	
166834	KALO PROGRAM	2016		(49,161.66)	63,778.12			14,616.46
				(49,161.66)	63,778.12	0.00	0.00	
166837	MPD TRAFFIC SERVICES	2016			21,202.53			21,202.53
				0.00	21,202.53	0.00	0.00	
166838	MPD TRAFFIC DATA RECORDS	2016			207,527.39			207,527.39
				0.00	207,527.39	0.00	0.00	
166839	MPD SPEED ENFORCEMENT	2016			12,258.97			12,258.97
				0.00	12,258.97	0.00	0.00	
166840	MPD ROADBLOCK PROGRAM	2016			77,370.60			77,370.60
				0.00	77,370.60	0.00	0.00	

Back to Top

County of Maui

Police

Grant Revenues & Expenditures Quarterly Report - by Index and Fiscal Year as of 3/31/2016

Index	Index Title	FY	Beginning Fund Balance	Revenue	Expenditures	Transfers In	Transfers Out	Ending Fund Balance
166841	DISTRACTED DRIVING ENFORCEMENT	2016			550.41			550.41
				0.00	550.41	0.00	0.00	
166842	HAWAII NARCOTICS TASK FORCE	2016		(4,000.00)	22,848.00			18,848.00
				(4,000.00)	22,848.00	0.00	0.00	
166843	MPD SEAT BELT PROGRAM	2016			2,758.02			2,758.02
				0.00	2,758.02	0.00	0.00	
166844	HIGH INTENSITY DRUG TRAFFICKIN	2016		(79,428.65)	108,380.42			28,951.77
				(79,428.65)	108,380.42	0.00	0.00	
166845	MPD CHILD RESTRAINT PRG	2016			11,361.67			11,361.67
				0.00	11,361.67	0.00	0.00	
176301	STATE E911 WIRELESS COMMSSN07	2014	(62,541.62)		62,541.62			(0.00)
				0.00	62,541.62	0.00	0.00	
176360	SW JUVENILE JUSTICE INFM/SYSTM	2014	(15,964.00)					(15,964.00)
176360	SW JUVENILE JUSTICE INFM/SYSTM	2015	(15,964.00)					(15,964.00)
176360	SW JUVENILE JUSTICE INFM/SYSTM	2016	(15,964.00)					(15,964.00)
				0.00	0.00	0.00	0.00	
186436	DOMESTIC VIOLNC VCTMLSS 02WF17	2014	(20,358.79)					(20,358.79)
186436	DOMESTIC VIOLNC VCTMLSS 02WF17	2015	(20,358.79)					(20,358.79)
186436	DOMESTIC VIOLNC VCTMLSS 02WF17	2016	(20,358.79)					(20,358.79)
				0.00	0.00	0.00	0.00	
196355	MPD CHILD RESTRANT PRG FY09	2014	95.00					95.00
196355	MPD CHILD RESTRANT PRG FY09	2015	95.00					95.00
196355	MPD CHILD RESTRANT PRG FY09	2016	95.00					95.00
				0.00	0.00	0.00	0.00	
196362	FORFEITURES POLICE STATE	2014	(888.08)					(888.08)
196362	FORFEITURES POLICE STATE	2015	(888.08)					(888.08)
196362	FORFEITURES POLICE STATE	2016	(888.08)					(888.08)
				0.00	0.00	0.00	0.00	
196364	FED. TRY POLICE FORFEITURES	2014	(525.03)					(525.03)
196364	FED. TRY POLICE FORFEITURES	2015	(525.03)					(525.03)
196364	FED. TRY POLICE FORFEITURES	2016	(525.03)					(525.03)
				0.00	0.00	0.00	0.00	

County of Maui

Police

Grant Revenues & Expenditures Quarterly Report - by Index and Fiscal Year as of 3/31/2016

Index	Index Title	FY	Beginning Fund Balance	Revenue	Expenditures	Transfers In	Transfers Out	Ending Fund Balance
196365	FED.JUSTICE POLICE FORFEITURES	2014	27,877.41	(50,000.00)	(10,928.45)			(33,051.04)
196365	FED.JUSTICE POLICE FORFEITURES	2015	(33,051.04)	(25,000.00)	34,215.96			(23,835.08)
196365	FED.JUSTICE POLICE FORFEITURES	2016	(23,835.08)		4,787.61			(19,047.47)
				(75,000.00)	28,075.12	0.00	0.00	
196901	SW NARCOTICS TASK FORCE 98DB6	2014	(509.30)					(509.30)
196901	SW NARCOTICS TASK FORCE 98DB6	2015	(509.30)					(509.30)
196901	SW NARCOTICS TASK FORCE 98DB6	2016	(509.30)					(509.30)
				0.00	0.00	0.00	0.00	
196905	WAILEA SPEED ENFORCEMENT	2014	(3,995.64)					(3,995.64)
196905	WAILEA SPEED ENFORCEMENT	2015	(3,995.64)					(3,995.64)
196905	WAILEA SPEED ENFORCEMENT	2016	(3,995.64)					(3,995.64)
				0.00	0.00	0.00	0.00	
	Grand Total			(7,553,123.31)	7,629,161.56	0.00	0.00	

Back to Top

County of Maui

Fire and Public Safety

Grant Revenues & Expenditures Quarterly Report - by Index and Fiscal Year as of 3/31/2016

Index	Index Title	FY	Beginning Fund Balance	Revenue	Expenditures	Transfers In	Transfers Out	Ending Fund Balance
106033	VOLUNTEER FIRE ASSTNCE DLNR10	2014	(180.05)					(180.05)
106033	VOLUNTEER FIRE ASSTNCE DLNR10	2015	(180.05)					(180.05)
106033	VOLUNTEER FIRE ASSTNCE DLNR10	2016	(180.05)					(180.05)
				0.00	0.00	0.00	0.00	
106047	EMS (FIRE)TRAINING (PVT)IAAI	2014	(1,275.81)					(1,275.81)
106047	EMS (FIRE)TRAINING (PVT)IAAI	2015	(1,275.81)					(1,275.81)
106047	EMS (FIRE)TRAINING (PVT)IAAI	2016	(1,275.81)					(1,275.81)
				0.00	0.00	0.00	0.00	
106049	FIRE/LEPC (DOH) HMEP	2014	(28,800.96)	(14,317.54)	14,455.55			(28,662.95)
106049	FIRE/LEPC (DOH) HMEP	2015	(28,662.95)	(17,970.73)	6,958.03			(39,675.65)
106049	FIRE/LEPC (DOH) HMEP	2016	(39,675.65)	(13,522.72)	11,189.74			(42,008.63)
				(45,810.99)	32,603.32	0.00	0.00	
106090	HAZARDOUS MATRLS(HMEP)GRT10	2014	1,111.84		(1,111.84)			0.00
				0.00	(1,111.84)	0.00	0.00	
116033	VOLUNTEER FIRE ASSTNCE DLNR11	2014	(1,432.15)					(1,432.15)
116033	VOLUNTEER FIRE ASSTNCE DLNR11	2015	(1,432.15)					(1,432.15)
116033	VOLUNTEER FIRE ASSTNCE DLNR11	2016	(1,432.15)					(1,432.15)
				0.00	0.00	0.00	0.00	
116046	MFD EQUIPMENT PURCHASE EMO1-04	2014	(163.16)					(163.16)
116046	MFD EQUIPMENT PURCHASE EMO1-04	2015	(163.16)					(163.16)
116046	MFD EQUIPMENT PURCHASE EMO1-04	2016	(163.16)					(163.16)
				0.00	0.00	0.00	0.00	
116047	PRIVATE DONATIONS-FIRE DEPT	2014	(5,000.48)	(14,800.00)				(19,800.48)
116047	PRIVATE DONATIONS-FIRE DEPT	2015	(19,800.48)	(400.00)				(20,200.48)
116047	PRIVATE DONATIONS-FIRE DEPT	2016	(20,200.48)					(20,200.48)
				(15,200.00)	0.00	0.00	0.00	
116090	HAZARDOUS MATRLS(HMEP) GRNT11	2014	2,831.60					2,831.60
116090	HAZARDOUS MATRLS(HMEP) GRNT11	2015	2,831.60					2,831.60
116090	HAZARDOUS MATRLS(HMEP) GRNT11	2016	2,831.60					2,831.60
				0.00	0.00	0.00	0.00	
126033	VOLUNTEER FIRE ASSISTNCE FY12	2014	96,457.50	(96,457.50)				0.00
				(96,457.50)	0.00	0.00	0.00	

County of Maui

Fire and Public Safety

Grant Revenues & Expenditures Quarterly Report - by Index and Fiscal Year as of 3/31/2016

Index	Index Title	FY	Beginning Fund Balance	Revenue	Expenditures	Transfers In	Transfers Out	Ending Fund Balance
126090	HMEP HAZARDOUS MATERIALS EM	2014	.60					0.60
126090	HMEP HAZARDOUS MATERIALS EM	2015	.60	(.60)				0.00
				(0.60)	0.00	0.00	0.00	
136033	VOLUNTEER FIRE ASSISTANCE FY13	2014	19,609.74		45,577.76			65,187.50
136033	VOLUNTEER FIRE ASSISTANCE FY13	2015	65,187.50	(65,187.50)				0.00
				(65,187.50)	45,577.76	0.00	0.00	
136034	NHTSA MFD PNEUMATC LIFTNG BAGS	2014	24,480.15	(24,480.15)				0.00
				(24,480.15)	0.00	0.00	0.00	
136046	MFD EQUIPMNT PURCHASE/CPS PRGR	2014	76.94					76.94
136046	MFD EQUIPMNT PURCHASE/CPS PRGR	2015	76.94					76.94
136046	MFD EQUIPMNT PURCHASE/CPS PRGR	2016	76.94					76.94
				0.00	0.00	0.00	0.00	
146049	WELLNESS/FITNESS FIRE ACT GRNT	2014	3,000.00					3,000.00
146049	WELLNESS/FITNESS FIRE ACT GRNT	2015	3,000.00					3,000.00
146049	WELLNESS/FITNESS FIRE ACT GRNT	2016	3,000.00					3,000.00
				0.00	0.00	0.00	0.00	
146102	VOL FIRE ASSISTANCE GRANT FY14	2014			42,899.44			42,899.44
146102	VOL FIRE ASSISTANCE GRANT FY14	2015	42,899.44		7,100.56			50,000.00
146102	VOL FIRE ASSISTANCE GRANT FY14	2016	50,000.00					50,000.00
				0.00	50,000.00	0.00	0.00	
146104	NHTSA MFD PNEUMATIC STRUTS	2014			24,998.53			24,998.53
146104	NHTSA MFD PNEUMATIC STRUTS	2015	24,998.53	(24,998.53)				0.00
				(24,998.53)	24,998.53	0.00	0.00	
146105	MONSANTO GRANT FY14	2015			14,800.00			14,800.00
146105	MONSANTO GRANT FY14	2016	14,800.00					14,800.00
				0.00	14,800.00	0.00	0.00	
156055	FIRE SAFETY HSE-EMW2003FP01732	2014	(3,452.10)					(3,452.10)
156055	FIRE SAFETY HSE-EMW2003FP01732	2015	(3,452.10)					(3,452.10)
156055	FIRE SAFETY HSE-EMW2003FP01732	2016	(3,452.10)					(3,452.10)
				0.00	0.00	0.00	0.00	
156103	VOL FIRE ASSISTANCE GRANT FY15	2016			18,750.00			18,750.00
				0.00	18,750.00	0.00	0.00	

Back to Top

County of Maui

Fire and Public Safety

Grant Revenues & Expenditures Quarterly Report - by Index and Fiscal Year as of 3/31/2016

Index	Index Title	FY	Beginning Fund Balance	Revenue	Expenditures	Transfers In	Transfers Out	Ending Fund Balance
156105	MONSANTO GRANT FY15	2015		(13,086.00)	13,086.00			0.00
				(13,086.00)	13,086.00	0.00	0.00	
156106	MFD HYDRAFUSION STRUTS	2015			27,923.46			27,923.46
156106	MFD HYDRAFUSION STRUTS	2016	27,923.46					27,923.46
				0.00	27,923.46	0.00	0.00	
166057	FIRE INOPERABLITY GRT FE15141	2014	(95.66)					(95.66)
166057	FIRE INOPERABLITY GRT FE15141	2015	(95.66)					(95.66)
166057	FIRE INOPERABLITY GRT FE15141	2016	(95.66)					(95.66)
				0.00	0.00	0.00	0.00	
166732	OLOWALU FIRE BRK COMP WUI	2016			18,850.00			18,850.00
				0.00	18,850.00	0.00	0.00	
176111	WALMART FOUNDATN DONATN-FIRE	2014	(1.68)		1.68			0.00
				0.00	1.68	0.00	0.00	
176112	FIREMAN'S FUND INSURANCE CO	2014	(166.97)					(166.97)
176112	FIREMAN'S FUND INSURANCE CO	2015	(166.97)					(166.97)
176112	FIREMAN'S FUND INSURANCE CO	2016	(166.97)					(166.97)
				0.00	0.00	0.00	0.00	
186033	USDA RURAL 1ST RESPNDR LANAI	2014	(9,083.35)					(9,083.35)
186033	USDA RURAL 1ST RESPNDR LANAI	2015	(9,083.35)					(9,083.35)
186033	USDA RURAL 1ST RESPNDR LANAI	2016	(9,083.35)					(9,083.35)
				0.00	0.00	0.00	0.00	
186034	USDA RURAL 1ST RESPNDR MOLOKAI	2014	(3,548.03)					(3,548.03)
186034	USDA RURAL 1ST RESPNDR MOLOKAI	2015	(3,548.03)					(3,548.03)
186034	USDA RURAL 1ST RESPNDR MOLOKAI	2016	(3,548.03)					(3,548.03)
				0.00	0.00	0.00	0.00	
196050	FIRE TRAINING GRANT (CHEVRON)	2014	(1,540.00)					(1,540.00)
196050	FIRE TRAINING GRANT (CHEVRON)	2015	(1,540.00)					(1,540.00)
196050	FIRE TRAINING GRANT (CHEVRON)	2016	(1,540.00)					(1,540.00)
				0.00	0.00	0.00	0.00	
196051	FIREFIGHTERS CHARTABLE FNDATN	2014	(550.00)					(550.00)
196051	FIREFIGHTERS CHARTABLE FNDATN	2015	(550.00)					(550.00)
196051	FIREFIGHTERS CHARTABLE FNDATN	2016	(550.00)					(550.00)

County of Maui

Fire and Public Safety

Grant Revenues & Expenditures Quarterly Report - by Index and Fiscal Year as of 3/31/2016

Index	Index Title	FY	Beginning Fund Balance	Revenue	Expenditures	Transfers In	Transfers Out	Ending Fund Balance
				0.00	0.00	0.00	0.00	
196055	FEMA FIRE TRAINING FUNDS	2014	8,667.46		(128.02)			8,539.44
196055	FEMA FIRE TRAINING FUNDS	2015	8,539.44		647.76			9,187.20
196055	FEMA FIRE TRAINING FUNDS	2016	9,187.20		1,461.05			10,648.25
				0.00	1,980.79	0.00	0.00	
	Grand Total			(285,221.27)	247,459.70	0.00	0.00	

Back to Top

County of Maui

Civil Defense

Grant Revenues & Expenditures Quarterly Report - by Index and Fiscal Year as of 3/31/2016

Index	Index Title	FY	Beginning Fund Balance	Revenue	Expenditures	Transfers In	Transfers Out	Ending Fund Balance
106050	FFY09 LAW ENFRCMNT TERRSM PRVN	2014	(38,176.68)	28,646.44	9,689.60			159.36
106050	FFY09 LAW ENFRCMNT TERRSM PRVN	2015	159.36		(159.36)			0.00
				28,646.44	9,530.24	0.00	0.00	
106051	FFY09 CITIZEN CORPS PRG	2014	(11,440.51)					(11,440.51)
106051	FFY09 CITIZEN CORPS PRG	2015	(11,440.51)	(6,881.85)	18,322.36			(0.00)
				(6,881.85)	18,322.36	0.00	0.00	
106053	FFY09 ST HOMELAND SECURITY	2014	38,037.79	(28,646.44)	(9,232.07)			159.28
106053	FFY09 ST HOMELAND SECURITY	2015	159.28		(159.28)			0.00
				(28,646.44)	(9,391.35)	0.00	0.00	
106056	INTROPRBL EMERGNCY COMM GRNT	2014	835.79					835.79
106056	INTROPRBL EMERGNCY COMM GRNT	2015	835.79					835.79
106056	INTROPRBL EMERGNCY COMM GRNT	2016	835.79					835.79
				0.00	0.00	0.00	0.00	
116051	FFY10 CITIZENS CORP PRG	2014	(14,229.52)	(3,744.77)	3,744.77			(14,229.52)
116051	FFY10 CITIZENS CORP PRG	2015	(14,229.52)	(2,717.10)	16,946.62			0.00
				(6,461.87)	20,691.39	0.00	0.00	
116053	FFY10 ST HOMELAND SECURITY PRG	2014	550,060.59	(627,679.19)	77,098.05			(520.55)
116053	FFY10 ST HOMELAND SECURITY PRG	2015	(520.55)					(520.55)
116053	FFY10 ST HOMELAND SECURITY PRG	2016	(520.55)					(520.55)
				(627,679.19)	77,098.05	0.00	0.00	
126051	FFY11 STATEWIDE OUTREACH/CCP	2014		(14,012.15)	14,557.40			545.25
126051	FFY11 STATEWIDE OUTREACH/CCP	2015	545.25	(1,124.63)	579.38			0.00
				(15,136.78)	15,136.78	0.00	0.00	
126053	FFY11 ST HOMELAND SECURITY PRG	2014	55,260.00	(181,557.62)	124,533.02			(1,764.60)
126053	FFY11 ST HOMELAND SECURITY PRG	2015	(1,764.60)	(222,470.52)	224,235.12			0.00
				(404,028.14)	348,768.14	0.00	0.00	
136052	FFY12 COM'TY OUTREACH / CCP	2014		(1,451.52)	11,456.09			10,004.57
136052	FFY12 COM'TY OUTREACH / CCP	2015	10,004.57	(29,831.68)	21,946.54			2,119.43
136052	FFY12 COM'TY OUTREACH / CCP	2016	2,119.43					2,119.43
				(31,283.20)	33,402.63	0.00	0.00	
136053	FFY12 ST HOMELAND SECURITY GRT	2014		(39,230.23)	21,569.33			(17,660.90)
136053	FFY12 ST HOMELAND SECURITY GRT	2015	(17,660.90)	(182,458.22)	199,943.47			(175.65)

County of Maui

Civil Defense

Grant Revenues & Expenditures Quarterly Report - by Index and Fiscal Year as of 3/31/2016

Index	Index Title	FY	Beginning Fund Balance	Revenue	Expenditures	Transfers In	Transfers Out	Ending Fund Balance
136053	FFY12 ST HOMELAND SECURITY GRT	2016	(175.65)					(175.65)
				(221,688.45)	221,512.80	0.00	0.00	
136057	INOPERABLE ER COMMUNICATIONS	2014	10.00					10.00
136057	INOPERABLE ER COMMUNICATIONS	2015	10.00	(10.00)				0.00
				(10.00)	0.00	0.00	0.00	
146200	EMERGENCY MGT PERFORMANCE GRT	2015			45,328.04			45,328.04
146200	EMERGENCY MGT PERFORMANCE GRT	2016	45,328.04	(114,620.50)				(69,292.46)
				(114,620.50)	45,328.04	0.00	0.00	
146201	FFY13 ST HOMELAND SECURITY	2014		(87,708.87)	158,752.15			71,043.28
146201	FFY13 ST HOMELAND SECURITY	2015	71,043.28	(194,390.21)	144,668.40			21,321.47
146201	FFY13 ST HOMELAND SECURITY	2016	21,321.47	(215,812.81)	197,213.96			2,722.62
				(497,911.89)	500,634.51	0.00	0.00	
146202	FFY13 SHSG COM'TY&CITIZEN PREP	2015		(2,646.02)	6,186.82			3,540.80
146202	FFY13 SHSG COM'TY&CITIZEN PREP	2016	3,540.80	(8,691.96)				(5,151.16)
				(11,337.98)	6,186.82	0.00	0.00	
146203	FFY09 PORT SECURITY GRANT PRG	2014			156,800.00			156,800.00
146203	FFY09 PORT SECURITY GRANT PRG	2015	156,800.00	(271,264.00)	114,464.00			0.00
				(271,264.00)	271,264.00	0.00	0.00	
156201	ST HOMELAND SECURITY	2015		(4,800.00)	4,800.00			0.00
156201	ST HOMELAND SECURITY	2016		(9,235.46)	35,401.50			26,166.04
				(14,035.46)	40,201.50	0.00	0.00	
156203	CITIZENS CORPS PRG	2016		(12,801.74)	12,801.74			0.00
				(12,801.74)	12,801.74	0.00	0.00	
156205	EMERGENCY MGT PERFORMANCE GRT	2015			13,500.00			13,500.00
156205	EMERGENCY MGT PERFORMANCE GRT	2016	13,500.00	(100,000.00)	27,750.00			(58,750.00)
				(100,000.00)	41,250.00	0.00	0.00	
166702	ST HOMELAND SECURITY	2016		(24,447.43)	86,803.20			62,355.77
				(24,447.43)	86,803.20	0.00	0.00	
196043	FFY07 STATE HOMELAND SECURITY	2014	1,724.81		(1,724.81)			0.00
				0.00	(1,724.81)	0.00	0.00	
	Grand Total			(2,359,588.48)	1,737,816.04	0.00	0.00	

Back to Top

County of Maui

Housing and Human Concerns

Grant Revenues & Expenditures Quarterly Report - by Index and Fiscal Year as of 3/31/2016

Index	Index Title	FY	Beginning Fund Balance	Revenue	Expenditures	Transfers In	Transfers Out	Ending Fund Balance
106568	HOME ADMIN EXPENSE (98)	2014	(5.34)					(5.34)
106568	HOME ADMIN EXPENSE (98)	2015	(5.34)	5.34				0.00
				5.34	0.00	0.00	0.00	
106601	HOSPITAL DISCHARGE PLNG GRNT	2014	(102.25)		102.25			0.00
				0.00	102.25	0.00	0.00	
106602	AGING/DSABLTY RSRC CTR 2010N	2014	(1.47)		1.47			0.00
				0.00	1.47	0.00	0.00	
106604	AGING/DISABLTY RSC CTR ST/HI	2014	46,647.96					46,647.96
106604	AGING/DISABLTY RSC CTR ST/HI	2015	46,647.96					46,647.96
106604	AGING/DISABLTY RSC CTR ST/HI	2016	46,647.96					46,647.96
				0.00	0.00	0.00	0.00	
106607	HAWAII COMM LIVING 2010.11N	2014	(1,301.48)					(1,301.48)
106607	HAWAII COMM LIVING 2010.11N	2015	(1,301.48)					(1,301.48)
106607	HAWAII COMM LIVING 2010.11N	2016	(1,301.48)					(1,301.48)
				0.00	0.00	0.00	0.00	
106718	HOME FFY09 ADMINISTRATION	2014	3,511.29	(5,322.75)	1,811.46			0.00
				(5,322.75)	1,811.46	0.00	0.00	
106737	SENIOR CENTER ACTIVITIES 99/00	2014	(5,999.92)					(5,999.92)
106737	SENIOR CENTER ACTIVITIES 99/00	2015	(5,999.92)		(.08)			(6,000.00)
106737	SENIOR CENTER ACTIVITIES 99/00	2016	(6,000.00)					(6,000.00)
				0.00	(0.08)	0.00	0.00	
116210	MAUI TO WORK PROGRAM (MEO)	2014	(131,728.99)					(131,728.99)
116210	MAUI TO WORK PROGRAM (MEO)	2015	(131,728.99)		131,728.99			0.00
				0.00	131,728.99	0.00	0.00	
116219	HAWAII STRATEGIC FRMEWRK PH11	2014	(114.44)		114.44			0.00
				0.00	114.44	0.00	0.00	
116570	HOME- 1ST TIME HMEBYRS-PROJ IN	2014		(19,999.80)	19,999.80			0.00
116570	HOME- 1ST TIME HMEBYRS-PROJ IN	2015		(18,842.22)	18,842.22			0.00
116570	HOME- 1ST TIME HMEBYRS-PROJ IN	2016		(21,161.09)				(21,161.09)
				(60,003.11)	38,842.02	0.00	0.00	
116571	WEST MAUI COM/RESRCE CENTER	2014	(100.00)		100.00			0.00
				0.00	100.00	0.00	0.00	

County of Maui

Housing and Human Concerns

Grant Revenues & Expenditures Quarterly Report - by Index and Fiscal Year as of 3/31/2016

Index	Index Title	FY	Beginning Fund Balance	Revenue	Expenditures	Transfers In	Transfers Out	Ending Fund Balance
116601	HOSPITAL DISCHARGE PLNG GRNT	2014	40,298.88	(37,717.25)	9,563.65			12,145.28
116601	HOSPITAL DISCHARGE PLNG GRNT	2015	12,145.28					12,145.28
116601	HOSPITAL DISCHARGE PLNG GRNT	2016	12,145.28					12,145.28
				(37,717.25)	9,563.65	0.00	0.00	
116602	AGING/DSABLTY RSRC CTR 2010N	2014	(11,474.00)					(11,474.00)
116602	AGING/DSABLTY RSRC CTR 2010N	2015	(11,474.00)					(11,474.00)
116602	AGING/DSABLTY RSRC CTR 2010N	2016	(11,474.00)					(11,474.00)
				0.00	0.00	0.00	0.00	
116607	HAWAII COMM LIVING 2010.11.N	2014	(36.94)		36.94			0.00
				0.00	36.94	0.00	0.00	
116608	ARRA09 HEALTHY AGING PARTNRSHP	2014	(510.55)					(510.55)
116608	ARRA09 HEALTHY AGING PARTNRSHP	2015	(510.55)					(510.55)
116608	ARRA09 HEALTHY AGING PARTNRSHP	2016	(510.55)					(510.55)
				0.00	0.00	0.00	0.00	
116613	AGING TIII DHHS FY11 MA201103	2014	27,222.65					27,222.65
116613	AGING TIII DHHS FY11 MA201103	2015	27,222.65					27,222.65
116613	AGING TIII DHHS FY11 MA201103	2016	27,222.65					27,222.65
				0.00	0.00	0.00	0.00	
116614	ELDER ABUSE RELATED SVCS FY11	2014	(3,663.89)					(3,663.89)
116614	ELDER ABUSE RELATED SVCS FY11	2015	(3,663.89)					(3,663.89)
116614	ELDER ABUSE RELATED SVCS FY11	2016	(3,663.89)					(3,663.89)
				0.00	0.00	0.00	0.00	
116647	EOA/DOH MA.KC.FB10-11.A FY11	2014	(6,489.11)		30.37			(6,458.74)
116647	EOA/DOH MA.KC.FB10-11.A FY11	2015	(6,458.74)					(6,458.74)
116647	EOA/DOH MA.KC.FB10-11.A FY11	2016	(6,458.74)					(6,458.74)
				0.00	30.37	0.00	0.00	
116717	HOME FFY10 KAHAWAI APT	2014		(92,237.36)	117,351.55			25,114.19
116717	HOME FFY10 KAHAWAI APT	2015	25,114.19	(251,307.42)	226,193.23			(0.00)
				(343,544.78)	343,544.78	0.00	0.00	
116718	HOME FFY10 ADMINISTRATION	2014	22,458.13	(26,387.18)	7,853.77			3,924.72
116718	HOME FFY10 ADMINISTRATION	2015	3,924.72	(4,211.23)	31,000.15			30,713.64
116718	HOME FFY10 ADMINISTRATION	2016	30,713.64	(38,816.67)	8,200.50			97.47

Back to Top

County of Maui

Housing and Human Concerns

Grant Revenues & Expenditures Quarterly Report - by Index and Fiscal Year as of 3/31/2016

Index	Index Title	FY	Beginning Fund Balance	Revenue	Expenditures	Transfers In	Transfers Out	Ending Fund Balance
				(69,415.08)	47,054.42	0.00	0.00	
116738	MSC LEISURE FY2011	2014	(42,873.38)		41,129.81			(1,743.57)
116738	MSC LEISURE FY2011	2015	(1,743.57)		1,703.88			(39.69)
116738	MSC LEISURE FY2011	2016	(39.69)		39.69			0.00
				0.00	42,873.38	0.00	0.00	
116752	I&A OUTREACH AGING 00/01	2014	(597.02)					(597.02)
116752	I&A OUTREACH AGING 00/01	2015	(597.02)					(597.02)
116752	I&A OUTREACH AGING 00/01	2016	(597.02)					(597.02)
				0.00	0.00	0.00	0.00	
117731	SEC 8 HSG VCHR ADMIN FY2011	2014	(974.30)				974.30	0.00
				0.00	0.00	0.00	974.30	
126601	HOSPITAL DISCHARGE PLNG GRNT	2014	3,196.30	(17,495.50)	24,280.00			9,980.80
126601	HOSPITAL DISCHARGE PLNG GRNT	2015	9,980.80					9,980.80
126601	HOSPITAL DISCHARGE PLNG GRNT	2016	9,980.80					9,980.80
				(17,495.50)	24,280.00	0.00	0.00	
126602	AGING/DSABLTY RSRC CTR 2010N	2014	6,272.68	(10,744.75)				(4,472.07)
126602	AGING/DSABLTY RSRC CTR 2010N	2015	(4,472.07)					(4,472.07)
126602	AGING/DSABLTY RSRC CTR 2010N	2016	(4,472.07)					(4,472.07)
				(10,744.75)	0.00	0.00	0.00	
126605	RSVP 2002 DVSA 61523 P74-4101	2014	1,730.00					1,730.00
126605	RSVP 2002 DVSA 61523 P74-4101	2015	1,730.00					1,730.00
126605	RSVP 2002 DVSA 61523 P74-4101	2016	1,730.00					1,730.00
				0.00	0.00	0.00	0.00	
126609	ARRA09 HEALTHY AGING PARTNRSH	2014	(2,259.82)					(2,259.82)
126609	ARRA09 HEALTHY AGING PARTNRSH	2015	(2,259.82)					(2,259.82)
126609	ARRA09 HEALTHY AGING PARTNRSH	2016	(2,259.82)					(2,259.82)
				0.00	0.00	0.00	0.00	
126612	AGING TITLE III DHHS 01/02	2014	55.00		(55.00)			0.00
				0.00	(55.00)	0.00	0.00	
126613	AGING TIII DHHS FY12	2014	676,756.42	(749,810.00)	11,091.09			(61,962.49)
126613	AGING TIII DHHS FY12	2015	(61,962.49)		61,412.11			(550.38)
126613	AGING TIII DHHS FY12	2016	(550.38)					(550.38)

County of Maui

Housing and Human Concerns

Grant Revenues & Expenditures Quarterly Report - by Index and Fiscal Year as of 3/31/2016

Index	Index Title	FY	Beginning Fund Balance	Revenue	Expenditures	Transfers In	Transfers Out	Ending Fund Balance
				(749,810.00)	72,503.20	0.00	0.00	
126643	MENTAL HEALTH TRANSFORM GRT	2014	(15.53)					(15.53)
126643	MENTAL HEALTH TRANSFORM GRT	2015	(15.53)	15.53				0.00
				15.53	0.00	0.00	0.00	
126647	AGING EOA/DOH KUPUNA CARE FY12	2014	91,124.17		1,300.32			92,424.49
126647	AGING EOA/DOH KUPUNA CARE FY12	2015	92,424.49					92,424.49
126647	AGING EOA/DOH KUPUNA CARE FY12	2016	92,424.49					92,424.49
				0.00	1,300.32	0.00	0.00	
126712	CONGREGATE MEALS FY2012	2014	53,352.45		(53,352.45)			0.00
				0.00	(53,352.45)	0.00	0.00	
126716	HOME FFY09 KAHAWAI APT.	2014		(172,239.62)	328,231.00			155,991.38
126716	HOME FFY09 KAHAWAI APT.	2015	155,991.38	(155,991.38)				0.00
				(328,231.00)	328,231.00	0.00	0.00	
126717	HOME FFY07 KAHAWAI APT	2014		(730,000.20)	730,000.20			0.00
				(730,000.20)	730,000.20	0.00	0.00	
126719	HOME FFY08 CHDO MMSSH1 CNST	2014	14,350.66	(22,781.38)	8,490.50			59.78
126719	HOME FFY08 CHDO MMSSH1 CNST	2015	59.78	(59.78)				0.00
				(22,841.16)	8,490.50	0.00	0.00	
126720	HOME FFY08 CHDO MMSSH1 CNST	2014		(71,429.88)	71,466.00			36.12
126720	HOME FFY08 CHDO MMSSH1 CNST	2015	36.12	(36.12)				0.00
				(71,466.00)	71,466.00	0.00	0.00	
126721	HOME FFY06 KAHAWAI APT	2014	169,596.12	(186,934.08)	17,337.96			0.00
				(186,934.08)	17,337.96	0.00	0.00	
126728	HOME FFY2009-2 MMSSH1 CONSTR	2014		(53,646.09)	59,570.00			5,923.91
126728	HOME FFY2009-2 MMSSH1 CONSTR	2015	5,923.91	(5,923.91)				0.00
				(59,570.00)	59,570.00	0.00	0.00	
126735	HOME FFY11 ADMINISTRATION	2014		(18,913.74)	35,622.09			16,708.35
126735	HOME FFY11 ADMINISTRATION	2015	16,708.35	(34,735.27)	37,192.35			19,165.43
126735	HOME FFY11 ADMINISTRATION	2016	19,165.43	(19,983.90)	1,416.18			597.71
				(73,632.91)	74,230.62	0.00	0.00	
126738	MSC LEISURE FY2012	2014	(74,841.92)		13,517.49			(61,324.43)
126738	MSC LEISURE FY2012	2015	(61,324.43)		10,815.48			(50,508.95)

Back to Top

County of Maui

Housing and Human Concerns

Grant Revenues & Expenditures Quarterly Report - by Index and Fiscal Year as of 3/31/2016

Index	Index Title	FY	Beginning Fund Balance	Revenue	Expenditures	Transfers In	Transfers Out	Ending Fund Balance
126738	MSC LEISURE FY2012	2016	(50,508.95)		19,886.24			(30,622.71)
				0.00	44,219.21	0.00	0.00	
127731	SEC 8 HSG VCHR ADMIN FY2012	2014	(2,629.38)				2,629.38	0.00
				0.00	0.00	0.00	2,629.38	
136401	RSVP RETIRED & SR VOL PRG	2014	12,989.29	(67,350.00)	54,360.71			0.00
				(67,350.00)	54,360.71	0.00	0.00	
136402	HEALTHY AGING PARTNERSHIP	2014	1,254.99	(1,240.00)	11,455.27			11,470.26
136402	HEALTHY AGING PARTNERSHIP	2015	11,470.26	(25,014.00)	48,617.88			35,074.14
136402	HEALTHY AGING PARTNERSHIP	2016	35,074.14	(36,315.00)				(1,240.86)
				(62,569.00)	60,073.15	0.00	0.00	
136613	AGING TITLE III PROGRAMS	2014	392,120.82	(677,003.00)	201,575.63		119,172.00	35,865.45
136613	AGING TITLE III PROGRAMS	2015	35,865.45	(37,672.00)				(1,806.55)
136613	AGING TITLE III PROGRAMS	2016	(1,806.55)					(1,806.55)
				(714,675.00)	201,575.63	0.00	119,172.00	
136615	ELDER ABUSE PREVENTION SFY13	2014	7,226.73	(26,303.78)	19,081.08			4.03
136615	ELDER ABUSE PREVENTION SFY13	2015	4.03		60.00			64.03
136615	ELDER ABUSE PREVENTION SFY13	2016	64.03					64.03
				(26,303.78)	19,141.08	0.00	0.00	
136616	ELDER ABUSE PREVENTION SFY12	2015			11,777.65			11,777.65
136616	ELDER ABUSE PREVENTION SFY12	2016	11,777.65					11,777.65
				0.00	11,777.65	0.00	0.00	
136639	NSIP NUTRITION SVCS INCENTIVE	2014		(111,986.00)			111,985.75	(0.25)
136639	NSIP NUTRITION SVCS INCENTIVE	2015	(.25)	.25				0.00
				(111,985.75)	0.00	0.00	111,985.75	
136647	KUPUNA CARE PROGRAM	2014	914,278.16	(1,139,992.00)	166,743.06		25,160.59	(33,810.19)
136647	KUPUNA CARE PROGRAM	2015	(33,810.19)		4,253.44			(29,556.75)
136647	KUPUNA CARE PROGRAM	2016	(29,556.75)		18,356.90		10,996.66	(203.19)
				(1,139,992.00)	189,353.40	0.00	36,157.25	
136649	AGING & DISABILITY RESOURCE	2014	47,108.45	(295,591.00)	424,149.76			175,667.21
136649	AGING & DISABILITY RESOURCE	2015	175,667.21	(196,813.00)	18,992.59			(2,153.20)
136649	AGING & DISABILITY RESOURCE	2016	(2,153.20)		2,153.20			0.00
				(492,404.00)	445,295.55	0.00	0.00	

County of Maui

Housing and Human Concerns

Grant Revenues & Expenditures Quarterly Report - by Index and Fiscal Year as of 3/31/2016

Index	Index Title	FY	Beginning Fund Balance	Revenue	Expenditures	Transfers In	Transfers Out	Ending Fund Balance
136712	CONGREGATE MEALS TITLE III	2014	147,058.26		(81,189.55)	(47,000.00)		18,868.71
136712	CONGREGATE MEALS TITLE III	2015	18,868.71					18,868.71
136712	CONGREGATE MEALS TITLE III	2016	18,868.71					18,868.71
				0.00	(81,189.55)	(47,000.00)	0.00	
136714	CONGREGATE MLS NSIP FY13	2014			54,873.02	(54,873.02)		0.00
				0.00	54,873.02	(54,873.02)	0.00	
136715	HOME DELIVERED MLS NSIP FFY13	2014			57,112.73	(57,112.73)		0.00
				0.00	57,112.73	(57,112.73)	0.00	
136730	HOME DELIVERED MLS TITLE III	2014	105,806.39		(19,709.65)	(72,172.00)		13,924.74
136730	HOME DELIVERED MLS TITLE III	2015	13,924.74		(13,924.74)			0.00
				0.00	(33,634.39)	(72,172.00)	0.00	
136731	HOME DELIVERED MLS PVT DONATIO	2014	(436.67)		436.67			0.00
				0.00	436.67	0.00	0.00	
136732	CONGREGATE MLS PVT DONATION	2014	(46,963.19)	397.75	44,376.13			(2,189.31)
136732	CONGREGATE MLS PVT DONATION	2015	(2,189.31)		2,186.33			(2.98)
136732	CONGREGATE MLS PVT DONATION	2016	(2.98)		2.98			0.00
				397.75	46,565.44	0.00	0.00	
136738	LEISURE ACTIVITIES FY13	2014	(51,523.11)	28.00	47,743.43			(3,751.68)
136738	LEISURE ACTIVITIES FY13	2015	(3,751.68)		220.00			(3,531.68)
136738	LEISURE ACTIVITIES FY13	2016	(3,531.68)					(3,531.68)
				28.00	47,963.43	0.00	0.00	
136755	HOME DELIVERED MEALS - STATE	2014	30,450.54		(5,289.95)	(25,160.59)		0.00
				0.00	(5,289.95)	(25,160.59)	0.00	
136805	CHILDCARE DEVELOPMENT	2014	48,273.00					48,273.00
136805	CHILDCARE DEVELOPMENT	2015	48,273.00					48,273.00
136805	CHILDCARE DEVELOPMENT	2016	48,273.00					48,273.00
				0.00	0.00	0.00	0.00	
137721	SEC 8 HSG VOUCHER FY2013	2014			(2,668.75)		2,668.75	0.00
				0.00	(2,668.75)	0.00	2,668.75	
137731	SEC 8 HSG ADMIN PRG FY2013	2014	(165,449.52)		1,234.56		70,920.10	(93,294.86)
137731	SEC 8 HSG ADMIN PRG FY2013	2015	(93,294.86)				93,294.86	0.00
				0.00	1,234.56	0.00	164,214.96	

Back to Top

County of Maui

Housing and Human Concerns

Grant Revenues & Expenditures Quarterly Report - by Index and Fiscal Year as of 3/31/2016

Index	Index Title	FY	Beginning Fund Balance	Revenue	Expenditures	Transfers In	Transfers Out	Ending Fund Balance
146070	EDI SP PRJ #B-03-SP-HI-0186	2014	(.50)		.50			0.00
				0.00	0.50	0.00	0.00	
146401	KUPUNA CARE PROGRAM SF14	2014			699,395.99		167,998.26	867,394.25
146401	KUPUNA CARE PROGRAM SF14	2015	867,394.25	(912,389.00)	72,662.27		10,996.66	38,664.18
146401	KUPUNA CARE PROGRAM SF14	2016	38,664.18	(39,752.00)	(18,184.40)		19,267.15	(5.07)
				(952,141.00)	753,873.86	0.00	198,262.07	
146402	ELDER ABUSE PREVENTION SF14	2014			26,491.07			26,491.07
146402	ELDER ABUSE PREVENTION SF14	2015	26,491.07	(26,492.00)				(0.93)
146402	ELDER ABUSE PREVENTION SF14	2016	(.93)					(0.93)
				(26,492.00)	26,491.07	0.00	0.00	
146403	HOME DELIVERED MLS PVT DONATIO	2014		(89,907.75)	82,610.25			(7,297.50)
146403	HOME DELIVERED MLS PVT DONATIO	2015	(7,297.50)		7,297.50			0.00
				(89,907.75)	89,907.75	0.00	0.00	
146404	CONGREGATE MLS PVT DONATION	2014		(135,727.37)	135,727.37			(0.00)
				(135,727.37)	135,727.37	0.00	0.00	
146405	LEISURE ACTIVITIES FY14	2014		(112,606.00)	60,547.91			(52,058.09)
146405	LEISURE ACTIVITIES FY14	2015	(52,058.09)		855.00			(51,203.09)
146405	LEISURE ACTIVITIES FY14	2016	(51,203.09)					(51,203.09)
				(112,606.00)	61,402.91	0.00	0.00	
146408	ASSISTED TRANSPORTATION FY14	2014		(14,925.36)	180,141.16	(93,574.05)		71,641.75
146408	ASSISTED TRANSPORTATION FY14	2015	71,641.75			(71,641.75)		0.00
				(14,925.36)	180,141.16	(165,215.80)	0.00	
146409	CONGREGATE MEALS TITTLE III	2014			134,433.70	(144,085.60)		(9,651.90)
146409	CONGREGATE MEALS TITTLE III	2015	(9,651.90)		9,651.90			0.00
				0.00	144,085.60	(144,085.60)	0.00	
146420	CONGREGATE MEALS NSIP FY14	2014			63,375.00	(90,095.00)		(26,720.00)
146420	CONGREGATE MEALS NSIP FY14	2015	(26,720.00)		26,720.00	(547.00)		(547.00)
146420	CONGREGATE MEALS NSIP FY14	2016	(547.00)		1,010.00	(463.00)		0.00
				0.00	91,105.00	(91,105.00)	0.00	
146421	HOME DELIVERED MEALS - STATE	2014			74,424.21	(74,424.21)		(0.00)
146421	HOME DELIVERED MEALS - STATE	2015			10,996.66	(10,996.66)		0.00
				0.00	85,420.87	(85,420.87)	0.00	

County of Maui

Housing and Human Concerns

Grant Revenues & Expenditures Quarterly Report - by Index and Fiscal Year as of 3/31/2016

Index	Index Title	FY	Beginning Fund Balance	Revenue	Expenditures	Transfers In	Transfers Out	Ending Fund Balance
146424	HOME DELIVERED MEALS NSIP FY14	2014			21,655.00	(38,749.00)		(17,094.00)
146424	HOME DELIVERED MEALS NSIP FY14	2015	(17,094.00)		17,089.74			(4.26)
146424	HOME DELIVERED MEALS NSIP FY14	2016	(4.26)		4.26			0.00
				0.00	38,749.00	(38,749.00)	0.00	
146426	HOME DELIVERED MEALS TITLE III	2014			134,927.11	(134,927.11)		0.00
146426	HOME DELIVERED MEALS TITLE III	2015			4,187.30	(4,187.30)		0.00
				0.00	139,114.41	(139,114.41)	0.00	
146427	AGING TITLE III PROGRAMS	2014		(254,499.25)	296,596.33		279,012.71	321,109.79
146427	AGING TITLE III PROGRAMS	2015	321,109.79	(1,677.00)	97,276.77			416,709.56
146427	AGING TITLE III PROGRAMS	2016	416,709.56	(481,370.14)	(1,110.90)		65,771.88	0.40
				(737,546.39)	392,762.20	0.00	344,784.59	
146428	CARE TRANSITIONS PROGRAM	2014		(24,300.00)	32,164.08			7,864.08
146428	CARE TRANSITIONS PROGRAM	2015	7,864.08	(61,290.00)	52,838.92			(587.00)
146428	CARE TRANSITIONS PROGRAM	2016	(587.00)	(6,480.00)	1,229.00			(5,838.00)
				(92,070.00)	86,232.00	0.00	0.00	
146429	AGING & DISABILITY RESOURCE	2014			87,669.28			87,669.28
146429	AGING & DISABILITY RESOURCE	2015	87,669.28	(161,102.00)	242,053.34	(3,817.00)	4,259.00	169,062.62
146429	AGING & DISABILITY RESOURCE	2016	169,062.62	(222,474.00)	(2,158.20)			(55,569.58)
				(383,576.00)	327,564.42	(3,817.00)	4,259.00	
146440	HEALTHY AGING PARTNERSHIP	2014			2,906.25			2,906.25
146440	HEALTHY AGING PARTNERSHIP	2015	2,906.25	(16,789.00)	87,515.75			73,633.00
146440	HEALTHY AGING PARTNERSHIP	2016	73,633.00	(73,633.00)				0.00
				(90,422.00)	90,422.00	0.00	0.00	
146441	RSVP RETIRED & SR VOL PRG	2014		(420.00)	19,017.35			18,597.35
146441	RSVP RETIRED & SR VOL PRG	2015	18,597.35	(67,930.00)	49,332.65			(0.00)
				(68,350.00)	68,350.00	0.00	0.00	
146442	NSIP NUTRITION SVCS INCENTIVE	2014		(37,498.00)			128,844.00	91,346.00
146442	NSIP NUTRITION SVCS INCENTIVE	2015	91,346.00	(91,893.00)			547.00	0.00
146442	NSIP NUTRITION SVCS INCENTIVE	2016		(463.00)			463.00	0.00
				(129,854.00)	0.00	0.00	129,854.00	
147480	SEC 8 HOUSING VOUCHER FY2014	2014		(15,499,540.00)	14,995,541.68	(682,949.00)	137,068.00	(1,049,879.32)
147480	SEC 8 HOUSING VOUCHER FY2014	2015	(1,049,879.32)		(1,776.73)		1,051,656.05	0.00

Back to Top

County of Maui

Housing and Human Concerns

Grant Revenues & Expenditures Quarterly Report - by Index and Fiscal Year as of 3/31/2016

Index	Index Title	FY	Beginning Fund Balance	Revenue	Expenditures	Transfers In	Transfers Out	Ending Fund Balance
				(15,499,540.00)	14,993,764.95	(682,949.00)	1,188,724.05	
147481	SEC 8 HOUSING ADMIN FY2014	2014		(1,099,717.48)	1,161,164.34	(137,068.00)		(75,621.14)
147481	SEC 8 HOUSING ADMIN FY2014	2015	(75,621.14)		2,039.76		73,581.38	0.00
147481	SEC 8 HOUSING ADMIN FY2014	2016			1,075.02			1,075.02
				(1,099,717.48)	1,164,279.12	(137,068.00)	73,581.38	
156401	KUPUNA CARE PROGRAM	2015		(116,744.00)	723,816.81		190,660.13	797,732.94
156401	KUPUNA CARE PROGRAM	2016	797,732.94	(900,556.00)	111,663.38		26,159.67	34,999.99
				(1,017,300.00)	835,480.19	0.00	216,819.80	
156402	ELDER ABUSE PREVENTION SY15	2015			3,817.20			3,817.20
156402	ELDER ABUSE PREVENTION SY15	2016	3,817.20	(3,940.00)	794.79			671.99
				(3,940.00)	4,611.99	0.00	0.00	
156403	HOME DELIVERED MLS PVT DONATIO	2015		(84,091.56)	84,091.56			0.00
				(84,091.56)	84,091.56	0.00	0.00	
156404	CONGREGATE MLS PVT DONATION	2015		(113,875.84)	113,875.84			0.00
				(113,875.84)	113,875.84	0.00	0.00	
156405	LEISURE ACTIVITIES FY15	2015		(101,569.50)	20,452.78			(81,116.72)
156405	LEISURE ACTIVITIES FY15	2016	(81,116.72)		12,282.51			(68,834.21)
				(101,569.50)	32,735.29	0.00	0.00	
156408	ASSISTED TRANSPORT PVT	2015		(15,776.87)	15,776.87			0.00
				(15,776.87)	15,776.87	0.00	0.00	
156409	CONGREGATE MEALS TITTLE III	2015			143,477.46	(104,116.77)		39,360.69
156409	CONGREGATE MEALS TITTLE III	2016	39,360.69			(39,360.69)		0.00
				0.00	143,477.46	(143,477.46)	0.00	
156410	ASSISTED TRANSPORT-KUPUNA	2015			172,000.00	(147,517.13)		24,482.87
156410	ASSISTED TRANSPORT-KUPUNA	2016	24,482.87			(24,482.87)		0.00
				0.00	172,000.00	(172,000.00)	0.00	
156411	BANFIELD CHARITABLE TRUST	2015		(1,000.00)	312.64			(687.36)
156411	BANFIELD CHARITABLE TRUST	2016	(687.36)		687.36			0.00
				(1,000.00)	1,000.00	0.00	0.00	
156420	CONGREGATE MEALS NSIP FY15	2015			30,524.50			30,524.50
156420	CONGREGATE MEALS NSIP FY15	2016	30,524.50		43,018.50	(74,165.00)		(622.00)
				0.00	73,543.00	(74,165.00)	0.00	

County of Maui

Housing and Human Concerns

Grant Revenues & Expenditures Quarterly Report - by Index and Fiscal Year as of 3/31/2016

Index	Index Title	FY	Beginning Fund Balance	Revenue	Expenditures	Transfers In	Transfers Out	Ending Fund Balance
156421	HOME DELIVERED MEALS KUPUNA	2015			93,000.00	(65,143.00)		27,857.00
156421	HOME DELIVERED MEALS KUPUNA	2016	27,857.00		(26,180.20)	(1,676.80)		0.00
				0.00	66,819.80	(66,819.80)	0.00	
156424	HOME DELIVERED MEALS NSIP FY15	2015			18,017.25			18,017.25
156424	HOME DELIVERED MEALS NSIP FY15	2016	18,017.25		41,982.75	(60,000.00)		0.00
				0.00	60,000.00	(60,000.00)	0.00	
156426	HOME DELIVERED MLS TITLE III	2015			113,819.80	(85,599.98)		28,219.82
156426	HOME DELIVERED MLS TITLE III	2016	28,219.82		26,180.20	(54,400.02)		0.00
				0.00	140,000.00	(140,000.00)	0.00	
156427	AGING TITLE III PRGS	2015			336,983.76		193,904.05	530,887.81
156427	AGING TITLE III PRGS	2016	530,887.81	(715,905.25)	95,636.20		93,760.71	4,379.47
				(715,905.25)	432,619.96	0.00	287,664.76	
156429	AGING & DISABILITY RESOURCE	2015			67,818.99		71,641.75	139,460.74
156429	AGING & DISABILITY RESOURCE	2016	139,460.74	(246,391.00)	305,900.02		(30,263.81)	168,705.95
				(246,391.00)	373,719.01	0.00	41,377.94	
156440	HEALTHY AGING PARTNERSHIP	2015			5,692.01			5,692.01
156440	HEALTHY AGING PARTNERSHIP	2016	5,692.01	(5,439.00)	(252.57)			0.44
				(5,439.00)	5,439.44	0.00	0.00	
156441	RSVP RETIRED & SR VOL PRG	2015			13,983.61			13,983.61
156441	RSVP RETIRED & SR VOL PRG	2016	13,983.61	(46,335.00)	52,836.16			20,484.77
				(46,335.00)	66,819.77	0.00	0.00	
156442	NSIP NUTRITION SVCS INCENTIVE	2016		(134,165.00)			134,165.00	0.00
				(134,165.00)	0.00	0.00	134,165.00	
156443	HEALTHY AGING VOL CONTRIB	2015		(32,970.35)				(32,970.35)
156443	HEALTHY AGING VOL CONTRIB	2016	(32,970.35)	(32,668.95)	50,247.67			(15,391.63)
				(65,639.30)	50,247.67	0.00	0.00	
156445	A&B KOKUA GIVING CONTRIB	2015		(20,000.00)				(20,000.00)
156445	A&B KOKUA GIVING CONTRIB	2016	(20,000.00)		20,000.00			0.00
				(20,000.00)	20,000.00	0.00	0.00	
156447	HOME FFY14 KULAMALU REPRG	2015		(124,467.40)	124,467.40			0.00
				(124,467.40)	124,467.40	0.00	0.00	
156449	HOME FFY14 ADMINISTRATION	2015			829.80			829.80

Back to Top

County of Maui

Housing and Human Concerns

Grant Revenues & Expenditures Quarterly Report - by Index and Fiscal Year as of 3/31/2016

Index	Index Title	FY	Beginning Fund Balance	Revenue	Expenditures	Transfers In	Transfers Out	Ending Fund Balance
156449	HOME FFY14 ADMINISTRATION	2016	829.80	(24,638.69)	33,831.90			10,023.01
				(24,638.69)	34,661.70	0.00	0.00	
157480	SEC 8 HOUSING VOUCHER FY15	2015		(12,299,374.00)	14,014,592.49	(1,921,656.00)	42,750.67	(163,686.84)
157480	SEC 8 HOUSING VOUCHER FY15	2016	(163,686.84)	(129,483.00)	(7,521.00)			(300,690.84)
				(12,428,857.00)	14,007,071.49	(1,921,656.00)	42,750.67	
157481	SEC 8 HOUSING ADMIN FY15	2015		(1,258,380.80)	1,168,009.68	(20,116.00)		(110,487.12)
157481	SEC 8 HOUSING ADMIN FY15	2016	(110,487.12)	(37,701.50)	84.81			(148,103.81)
				(1,296,082.30)	1,168,094.49	(20,116.00)	0.00	
166714	HOME FFY04 ADMINISTRATION	2015			151.25			151.25
166714	HOME FFY04 ADMINISTRATION	2016	151.25	(7,447.07)	7,295.82			0.00
				(7,447.07)	7,447.07	0.00	0.00	
166738	MSC LEISURE ACTIVITY FY06	2014	(13,707.51)					(13,707.51)
166738	MSC LEISURE ACTIVITY FY06	2015	(13,707.51)		13,592.72			(114.79)
166738	MSC LEISURE ACTIVITY FY06	2016	(114.79)		114.79			0.00
				0.00	13,707.51	0.00	0.00	
166741	KUPUNA CARE PROGRAM	2016			153,899.09		23,393.69	177,292.78
				0.00	153,899.09	0.00	23,393.69	
166757	A&B KOKUA GIVING CONTRIB	2016		(20,000.00)				(20,000.00)
				(20,000.00)	0.00	0.00	0.00	
166758	ASSISTED TRANSPORT PVT	2016		(9,151.80)	6,114.07			(3,037.73)
				(9,151.80)	6,114.07	0.00	0.00	
166760	CONGREGATE MLS PVT DONATION	2016		(79,852.31)	54,087.09			(25,765.22)
				(79,852.31)	54,087.09	0.00	0.00	
166762	HOME DEL MEALS PVT DONATION	2016		(55,114.13)	38,197.81			(16,916.32)
				(55,114.13)	38,197.81	0.00	0.00	
166763	LEISURE ACTIVITIES FY16	2016		(82,843.77)	11,061.54			(71,782.23)
				(82,843.77)	11,061.54	0.00	0.00	
166764	ASSIST TRANSPORT-KUPUNA	2016			107,284.26	(76,299.69)		30,984.57
				0.00	107,284.26	(76,299.69)	0.00	
166765	CONGREGATE MEALS TITTLE III	2016			133,550.51	(65,771.88)		67,778.63
				0.00	133,550.51	(65,771.88)	0.00	
166767	HOME DELIVERED MLS TITLE III	2016			121,887.88	(73,529.77)		48,358.11

County of Maui

Housing and Human Concerns

Grant Revenues & Expenditures Quarterly Report - by Index and Fiscal Year as of 3/31/2016

Index	Index Title	FY	Beginning Fund Balance	Revenue	Expenditures	Transfers In	Transfers Out	Ending Fund Balance
				0.00	121,887.88	(73,529.77)	0.00	
166768	MATSON FOUNDATION CONTRIB	2016		(2,000.00)				(2,000.00)
				(2,000.00)	0.00	0.00	0.00	
166769	AGING TITLE III PRGS	2016			146,032.67		73,529.77	219,562.44
				0.00	146,032.67	0.00	73,529.77	
166770	KUPUNA CARE VOL CONTRIB	2016		(220.00)				(220.00)
				(220.00)	0.00	0.00	0.00	
166771	RSVP RETIRED & SR VOL PRG	2016			136.80			136.80
				0.00	136.80	0.00	0.00	
167480	SEC 8 HOUSING VOUCHER FY16	2016		(11,739,081.00)	11,694,337.53			(44,743.47)
				(11,739,081.00)	11,694,337.53	0.00	0.00	
167481	SEC 8 HOUSING ADMIN FY16	2016		(964,794.33)	982,168.46	(50,000.00)		(32,625.87)
				(964,794.33)	982,168.46	(50,000.00)	0.00	
167482	FSS COORDINATOR GRANT	2016		(5,984.00)				(5,984.00)
				(5,984.00)	0.00	0.00	0.00	
176600	AGING TIII-A EDUC/TRNG 97	2014	.10					0.10
176600	AGING TIII-A EDUC/TRNG 97	2015	.10	(.10)				0.00
				(0.10)	0.00	0.00	0.00	
176738	MSC LEISURE ACTIVITY FY07	2014	(20,725.19)					(20,725.19)
176738	MSC LEISURE ACTIVITY FY07	2015	(20,725.19)		12,816.30			(7,908.89)
176738	MSC LEISURE ACTIVITY FY07	2016	(7,908.89)		2,413.07			(5,495.82)
				0.00	15,229.37	0.00	0.00	
177712	SEC.8 FAMILY SELF-SUFFICIENT	2014	(88,836.59)	(1,608.99)	13,076.42			(77,369.16)
177712	SEC.8 FAMILY SELF-SUFFICIENT	2015	(77,369.16)	(360.40)	73,971.22	(63,416.84)		(67,175.18)
177712	SEC.8 FAMILY SELF-SUFFICIENT	2016	(67,175.18)	(550.98)	10,850.27			(56,875.89)
				(2,520.37)	97,897.91	(63,416.84)	0.00	
186612	AGING TIII-B DHHS 97/98	2014	1.26					1.26
186612	AGING TIII-B DHHS 97/98	2015	1.26	(1.26)				0.00
				(1.26)	0.00	0.00	0.00	
186646	AGING TIII-B 98 S/H POS	2014	3.00					3.00
186646	AGING TIII-B 98 S/H POS	2015	3.00	(3.00)				0.00
				(3.00)	0.00	0.00	0.00	

Back to Top

County of Maui

Housing and Human Concerns

Grant Revenues & Expenditures Quarterly Report - by Index and Fiscal Year as of 3/31/2016

Index	Index Title	FY	Beginning Fund Balance	Revenue	Expenditures	Transfers In	Transfers Out	Ending Fund Balance
186718	HOME FFY07 ADMINISTRATION	2014	(5,442.65)	3,915.89	1,526.76			0.00
				3,915.89	1,526.76	0.00	0.00	
186722	HOME FFY06 ADMINISTRATION	2014	(9,216.61)	9,216.61				0.00
				9,216.61	0.00	0.00	0.00	
186751	ASSISTED TRANSPORTN SH POS08	2014	(66,873.14)		10,174.12			(56,699.02)
186751	ASSISTED TRANSPORTN SH POS08	2015	(56,699.02)		14,532.49			(42,166.53)
186751	ASSISTED TRANSPORTN SH POS08	2016	(42,166.53)		8,395.19			(33,771.34)
				0.00	33,101.80	0.00	0.00	
196718	HOME FFY08 ADMINISTRATION	2014	(8,806.61)	(18,018.37)	394.63			(26,430.35)
196718	HOME FFY08 ADMINISTRATION	2015	(26,430.35)					(26,430.35)
196718	HOME FFY08 ADMINISTRATION	2016	(26,430.35)	27,119.23				688.88
				9,100.86	394.63	0.00	0.00	
197741	SEC8 HSG ASST PYMTS(HAP)-NRA	2014	(1,283,902.41)	(5,040.44)		(2,668.75)	682,949.00	(608,662.60)
197741	SEC8 HSG ASST PYMTS(HAP)-NRA	2015	(608,662.60)	(2,000.97)		(93,294.91)	650,782.17	(53,176.31)
197741	SEC8 HSG ASST PYMTS(HAP)-NRA	2016	(53,176.31)	(485.41)				(53,661.72)
				(7,526.82)	0.00	(95,963.66)	1,333,731.17	
197751	SEC8 HSG ASST PYMTS(ADM)-NRA	2014	(1,009,663.12)	(3,923.17)		(74,523.78)		(1,088,110.07)
197751	SEC8 HSG ASST PYMTS(ADM)-NRA	2015	(1,088,110.07)	(116,632.56)		(73,581.38)	260,000.00	(1,018,324.01)
197751	SEC8 HSG ASST PYMTS(ADM)-NRA	2016	(1,018,324.01)	100,708.42			50,000.00	(867,615.59)
				(19,847.31)	0.00	(148,105.16)	310,000.00	
	Grand Total			(54,234,064.45)	53,575,015.91	(4,915,164.28)	4,840,700.28	

County of Maui

Parks and Recreation

Grant Revenues & Expenditures Quarterly Report - by Index and Fiscal Year as of 3/31/2016

Index	Index Title	FY	Beginning Fund Balance	Revenue	Expenditures	Transfers In	Transfers Out	Ending Fund Balance
106213	MITCHELL PAUOLE CTR USDA GRNT	2014	24,995.00	(75,000.00)	50,005.00			0.00
				(75,000.00)	50,005.00	0.00	0.00	
126222	ADAPTIVE TENNIS PROGRAM	2014	(200.06)		200.06			0.00
				0.00	200.06	0.00	0.00	
136221	2012 USTA WHEELCHAIR TENNIS	2014	(1,348.56)		564.71			(783.85)
136221	2012 USTA WHEELCHAIR TENNIS	2015	(783.85)		783.85			0.00
				0.00	1,348.56	0.00	0.00	
136223	PLYGRND SITES/STRCTRE/EQUIPT	2014	(123,675.96)		123,675.96			0.00
				0.00	123,675.96	0.00	0.00	
146503	MAKENA LIFEGUARD SERVICES	2014		(606,469.00)	586,934.37			(19,534.63)
146503	MAKENA LIFEGUARD SERVICES	2015	(19,534.63)		19,534.63			0.00
				(606,469.00)	606,469.00	0.00	0.00	
146504	PLAY & LEARN SESSIONS (PALS)	2014		(64,864.88)	64,864.88			0.00
				(64,864.88)	64,864.88	0.00	0.00	
146508	WAR MEMORIAL STADIUM	2014			90,145.00			90,145.00
146508	WAR MEMORIAL STADIUM	2015	90,145.00	(90,145.00)				0.00
				(90,145.00)	90,145.00	0.00	0.00	
156503	MAKENA LIFEGUARD SERVICES	2015		(606,469.00)	456,904.12			(149,564.88)
156503	MAKENA LIFEGUARD SERVICES	2016	(149,564.88)		149,480.88			(84.00)
				(606,469.00)	606,385.00	0.00	0.00	
156504	PLAY & LEARN SESSIONS (PALS)	2015		(62,896.84)	62,896.84			0.00
				(62,896.84)	62,896.84	0.00	0.00	
166215	BINHI AT ANI COMM CTR-DAGS06	2014		(119,161.80)	119,161.80			0.00
166215	BINHI AT ANI COMM CTR-DAGS06	2015		(58,561.30)	58,561.30			0.00
				(177,723.10)	177,723.10	0.00	0.00	
166795	PLAY & LEARN SESSIONS (PALS)	2016		(73,995.78)	73,995.78			0.00
				(73,995.78)	73,995.78	0.00	0.00	
166820	MAKENA LIFEGUARD SERVICES	2016		(303,234.50)	201,016.04			(102,218.46)
				(303,234.50)	201,016.04	0.00	0.00	
	Grand Total			(2,060,798.10)	2,058,725.22	0.00	0.00	

Back to Top

County of Maui

Public Works

Grant Revenues & Expenditures Quarterly Report - by Index and Fiscal Year as of 3/31/2016

Index	Index Title	FY	Beginning Fund Balance	Revenue	Expenditures	Transfers In	Transfers Out	Ending Fund Balance
106571	BRIDGE INSPCTN/APPR BRNBIS#44	2014	2,749.87					2,749.87
106571	BRIDGE INSPCTN/APPR BRNBIS#44	2015	2,749.87					2,749.87
106571	BRIDGE INSPCTN/APPR BRNBIS#44	2016	2,749.87					2,749.87
				0.00	0.00	0.00	0.00	
116502	FHWA PROJS STATE REVIEWS	2014	24,744.90	(28,373.57)	28,098.88			24,470.21
116502	FHWA PROJS STATE REVIEWS	2015	24,470.21	(36,255.61)	74,939.04			63,153.64
116502	FHWA PROJS STATE REVIEWS	2016	63,153.64	(23,624.41)	51,092.42			90,621.65
				(88,253.59)	154,130.34	0.00	0.00	
136661	BRIDGE INSPECTN NBIS(057)	2014		(36,860.00)	140,750.00			103,890.00
136661	BRIDGE INSPECTN NBIS(057)	2015	103,890.00	(131,764.00)	51,890.00			24,016.00
136661	BRIDGE INSPECTN NBIS(057)	2016	24,016.00		(18,660.00)			5,356.00
				(168,624.00)	173,980.00	0.00	0.00	
136754	EPA SEAWEED REMOVAL	2014	(15,236.25)					(15,236.25)
136754	EPA SEAWEED REMOVAL	2015	(15,236.25)	15,236.25				0.00
				15,236.25	0.00	0.00	0.00	
146660	FHWA VARIOUS PROJECTS COUNTY	2014		(181,573.18)				(181,573.18)
146660	FHWA VARIOUS PROJECTS COUNTY	2015	(181,573.18)	(220,960.49)	433,125.41			30,591.74
146660	FHWA VARIOUS PROJECTS COUNTY	2016	30,591.74	(44,385.97)				(13,794.23)
				(446,919.64)	433,125.41	0.00	0.00	
166892	Complete Streets Training	2016		(10,000.00)	1,975.74			(8,024.26)
				(10,000.00)	1,975.74	0.00	0.00	
	Grand Total			(698,560.98)	763,211.49	0.00	0.00	

County of Maui

Transportation

Grant Revenues & Expenditures Quarterly Report - by Index and Fiscal Year as of 3/31/2016

Index	Index Title	FY	Beginning Fund Balance	Revenue	Expenditures	Transfers In	Transfers Out	Ending Fund Balance
106117	FED TRANS ADM#5311 FFY2009	2014	(287.75)		287.75			0.00
				0.00	287.75	0.00	0.00	
116278	FTA 5309 FFY 2010 BUS & FCILTS	2014	(170,850.27)		925,000.00			754,149.73
116278	FTA 5309 FFY 2010 BUS & FCILTS	2015	754,149.73	(740,000.00)				14,149.73
116278	FTA 5309 FFY 2010 BUS & FCILTS	2016	14,149.73					14,149.73
				(740,000.00)	925,000.00	0.00	0.00	
126117	FED TRANS ADM#5311 FFY2012	2014	(259,718.00)		259,718.00			0.00
				0.00	259,718.00	0.00	0.00	
126280	FTA RURAL TRNST ASSTNCE FFY12	2014	1,301.73					1,301.73
126280	FTA RURAL TRNST ASSTNCE FFY12	2015	1,301.73					1,301.73
126280	FTA RURAL TRNST ASSTNCE FFY12	2016	1,301.73					1,301.73
				0.00	0.00	0.00	0.00	
136117	FTA SEC 5311 NON-URBANIZED FOR	2014	(589,395.00)	(800,000.00)	1,389,395.00			0.00
				(800,000.00)	1,389,395.00	0.00	0.00	
136278	FTA5309 BUS & BUS FAC SGR	2014			2,334,542.00			2,334,542.00
136278	FTA5309 BUS & BUS FAC SGR	2015	2,334,542.00	(1,000,000.00)	445,458.00			1,780,000.00
136278	FTA5309 BUS & BUS FAC SGR	2016	1,780,000.00					1,780,000.00
				(1,000,000.00)	2,780,000.00	0.00	0.00	
136279	FTA#5309 FORMULA FUNDS PRG	2014			26,248.52			26,248.52
136279	FTA#5309 FORMULA FUNDS PRG	2015	26,248.52		21,856.80			48,105.32
136279	FTA#5309 FORMULA FUNDS PRG	2016	48,105.32	(40,265.00)	116,208.00			124,048.32
				(40,265.00)	164,313.32	0.00	0.00	
136802	FTA5309 LIVABILITY PRG FY13	2014			683,037.00			683,037.00
136802	FTA5309 LIVABILITY PRG FY13	2015	683,037.00	(779,714.00)	96,677.00			0.00
				(779,714.00)	779,714.00	0.00	0.00	
136803	FTA SEC 5317 NEW FREEDOM PRG	2014		(28,490.00)	28,490.00			0.00
				(28,490.00)	28,490.00	0.00	0.00	
146278	RURAL TRANSIT ASSISTNCE PRG04	2014	(4,983.33)	(2,776.00)	7,759.33			0.00
				(2,776.00)	7,759.33	0.00	0.00	
146800	FTA SEC5311 NON-URBANIZED AREA	2015		(595,843.00)				(595,843.00)
146800	FTA SEC5311 NON-URBANIZED AREA	2016	(595,843.00)					(595,843.00)
				(595,843.00)	0.00	0.00	0.00	

Back to Top

County of Maui

Transportation

Grant Revenues & Expenditures Quarterly Report - by Index and Fiscal Year as of 3/31/2016

Index	Index Title	FY	Beginning Fund Balance	Revenue	Expenditures	Transfers In	Transfers Out	Ending Fund Balance
146802	FTA RURAL TRNST ASST - RTAP	2015		(3,909.00)	6,746.62			2,837.62
146802	FTA RURAL TRNST ASST - RTAP	2016	2,837.62	(198.00)	3,208.96			5,848.58
				(4,107.00)	9,955.58	0.00	0.00	
146804	FTA PLANNING PROGRAM 5305 (e)	2015			94,942.59			94,942.59
146804	FTA PLANNING PROGRAM 5305 (e)	2016	94,942.59	(82,889.00)	30,944.21			42,997.80
				(82,889.00)	125,886.80	0.00	0.00	
166278	FTA#5309 BUS PRG HI030039 FY06	2014	(18,818.62)	110.00	18,708.62			0.00
				110.00	18,708.62	0.00	0.00	
166280	RURAL TRANSIT ASSTNC PRG06	2014	(9,685.43)	4,973.63	4,711.80			0.00
166280	RURAL TRANSIT ASSTNC PRG06	2015		(263.00)				(263.00)
166280	RURAL TRANSIT ASSTNC PRG06	2016	(263.00)					(263.00)
				4,710.63	4,711.80	0.00	0.00	
176117	FED TRNS ADM 5311 #HI-18-X025	2014	(217,286.20)		217,286.20			0.00
				0.00	217,286.20	0.00	0.00	
176280	FTA RURAL TRANSIT ASST PRG07	2014	(4,653.72)		4,653.72			0.00
				0.00	4,653.72	0.00	0.00	
186278	FTA5309 BUS PROG FFY06	2014	110.00	(110.00)				0.00
				(110.00)	0.00	0.00	0.00	
186280	FTA RURL TRNSIT ASSTN HI18X26	2014	(1,087.06)		1,087.06			0.00
				0.00	1,087.06	0.00	0.00	
196117	FED TRANS ADM#5311 FFY2008	2014	6,886.63	(6,886.63)				0.00
				(6,886.63)	0.00	0.00	0.00	
196280	FTA RURAL TRNS ASST PRG FFY08	2014	(2,866.00)		2,866.00			0.00
				0.00	2,866.00	0.00	0.00	
	Grand Total			(4,076,260.00)	6,719,833.18	0.00	0.00	

County of Maui

Environmental Management

Grant Revenues & Expenditures Quarterly Report - by Index and Fiscal Year as of 3/31/2016

Index	Index Title	FY	Beginning Fund Balance	Revenue	Expenditures	Transfers In	Transfers Out	Ending Fund Balance
106884	EPA MAALAEA OFFSHORE STUDY	2014	(30.79)		30.79			0.00
				0.00	30.79	0.00	0.00	
116886	USED OIL RECOVERY 06145#10	2014	1,802.06		(1,802.06)			0.00
				0.00	(1,802.06)	0.00	0.00	
126851	GLASS RECVRY DOH ASO#11-005/1	2014	(1,000.00)		1,000.00			0.00
				0.00	1,000.00	0.00	0.00	
126886	USED OIL RECOVERY 06145#10	2014	(6,078.63)	4,086.00	1,992.63			0.00
				4,086.00	1,992.63	0.00	0.00	
136038	W MAUI RECYCLED WTR SYSTEM EXP	2014	(378,330.00)	(2,463,802.13)	2,050,074.37			(792,057.76)
136038	W MAUI RECYCLED WTR SYSTEM EXP	2015	(792,057.76)	(236,221.87)	479,925.64			(548,353.99)
136038	W MAUI RECYCLED WTR SYSTEM EXP	2016	(548,353.99)					(548,353.99)
				(2,700,024.00)	2,530,000.01	0.00	0.00	
136851	GLASS RECOVERY PROGRAM	2014	7.21	(12,900.15)	12,892.94			0.00
				(12,900.15)	12,892.94	0.00	0.00	
136853	ELECTRONIC DEVICE RECYCLING	2014	91,210.00	(100,000.00)	8,790.00			0.00
				(100,000.00)	8,790.00	0.00	0.00	
136886	USED OIL RECOVERY FY2013	2014	27,868.81	(33,957.72)	10,387.50			4,298.59
136886	USED OIL RECOVERY FY2013	2015	4,298.59	(4,298.59)				0.00
				(38,256.31)	10,387.50	0.00	0.00	
146900	USED MOTOR OIL COLLECTION PRG	2014		(24,700.00)	62,916.61			38,216.61
146900	USED MOTOR OIL COLLECTION PRG	2015	38,216.61	(43,091.46)	4,874.85			0.00
				(67,791.46)	67,791.46	0.00	0.00	
146903	ELECTRONIC DEVICE RECYCLING	2014		(76,190.43)	89,050.00			12,859.57
146903	ELECTRONIC DEVICE RECYCLING	2015	12,859.57		10,950.00			23,809.57
146903	ELECTRONIC DEVICE RECYCLING	2016	23,809.57					23,809.57
				(76,190.43)	100,000.00	0.00	0.00	
146904	GLASS RECOVERY PROGRAM	2014		(41,938.99)	67,700.00			25,761.01
146904	GLASS RECOVERY PROGRAM	2015	25,761.01	(25,761.01)				0.00
				(67,700.00)	67,700.00	0.00	0.00	
146906	HYATT/W MAUI RECYCLED WATER	2014		(501,237.01)				(501,237.01)
146906	HYATT/W MAUI RECYCLED WATER	2015	(501,237.01)	25,761.01				(475,476.00)
146906	HYATT/W MAUI RECYCLED WATER	2016	(475,476.00)					(475,476.00)

Back to Top

County of Maui

Environmental Management

Grant Revenues & Expenditures Quarterly Report - by Index and Fiscal Year as of 3/31/2016

Index	Index Title	FY	Beginning Fund Balance	Revenue	Expenditures	Transfers In	Transfers Out	Ending Fund Balance
				(475,476.00)	0.00	0.00	0.00	
146907	STARWOOD/W MAUI RECYCLED WATER	2015		(931,920.00)				(931,920.00)
146907	STARWOOD/W MAUI RECYCLED WATER	2016	(931,920.00)	(465,960.00)				(1,397,880.00)
				(1,397,880.00)	0.00	0.00	0.00	
156900	USED MOTOR OIL COLLECTION FY15	2015		(48,599.01)	63,000.00			14,400.99
156900	USED MOTOR OIL COLLECTION FY15	2016	14,400.99	(22,450.12)	8,125.00			75.87
				(71,049.13)	71,125.00	0.00	0.00	
156903	ELECTRONIC DEVICE RECYCLING	2015			100,000.00			100,000.00
156903	ELECTRONIC DEVICE RECYCLING	2016	100,000.00					100,000.00
				0.00	100,000.00	0.00	0.00	
156907	GLASS RECOVERY PROGRAM	2015		(111,060.00)	74,040.00			(37,020.00)
156907	GLASS RECOVERY PROGRAM	2016	(37,020.00)					(37,020.00)
				(111,060.00)	74,040.00	0.00	0.00	
166710	ELECTRONIC DEVICE RECYCLING	2016			16,250.00			16,250.00
				0.00	16,250.00	0.00	0.00	
186851	GLASS RECOVERY DOH 08-030	2014	93,984.00	(93,984.00)				0.00
				(93,984.00)	0.00	0.00	0.00	
186886	USED OIL RECOVERY08 ASO06145#5	2014	(75,012.75)	75,012.75				0.00
				75,012.75	0.00	0.00	0.00	
196851	GLASS RECOVERY DOH ASO#08-030	2014	86,870.24	(86,870.24)				0.00
				(86,870.24)	0.00	0.00	0.00	
196886	USED OIL RECOVRY PRG09 #06145	2014	(101,755.49)	101,755.49				0.00
				101,755.49	0.00	0.00	0.00	
	Grand Total			(5,118,327.48)	3,060,198.27	0.00	0.00	

III. Expenditures

III.A. Operations by Activity

Back to Top

County of Maui
Statement of Appropriations and Expenditures
Operations by Activity
Fiscal Year Ending 6/30/16 - as of 3/31/2016

Activity * Program ** Fund *** Department		Prior Year Encumbrance 6/30/2015	Amended Annual Estimate	Year to Date Expended	Current Encumbrance 03/31/2016	Balance Available	% of Budget Available
County Council							
01000	Council services	263,132	5,473,759	3,395,776	158,363	2,182,757	39.9 %
010	*** COUNCIL SERVICES PROGRAM**	**263,132**	**5,473,759**	**3,395,776**	**158,363**	**2,182,757**	**39.9 %**
01300	COUNTY AUDITOR PROGRAM	239,380	1,150,450	538,930	274,210	576,690	50.1 %
013	*** COUNTY AUDITOR PROGRAM**	**239,380**	**1,150,450**	**538,930**	**274,210**	**576,690**	**50.1 %**
Fund	**** GENERAL FUND**	**502,512**	**6,624,209**	**3,934,706**	**432,573**	**2,759,447**	**41.7 %**
Dept	***** County Council**	**502,512**	**6,624,209**	**3,934,706**	**432,573**	**2,759,447**	**41.7 %**
County Clerk							
02000	County clerk	45,983	1,644,190	612,291	14,409	1,063,472	64.7 %
020	*** COUNTY CLERK PROGRAM**	**45,983**	**1,644,190**	**612,291**	**14,409**	**1,063,472**	**64.7 %**
Fund	**** GENERAL FUND**	**45,983**	**1,644,190**	**612,291**	**14,409**	**1,063,472**	**64.7 %**
Dept	***** County Clerk**	**45,983**	**1,644,190**	**612,291**	**14,409**	**1,063,472**	**64.7 %**
Office of the Mayor							
03000	Office of mayor administration	3,394	1,470,155	1,054,354	36,081	383,117	26.1 %
030	*** OFFICE OF MAYOR ADMIN PROGRAM**	**3,394**	**1,470,155**	**1,054,354**	**36,081**	**383,117**	**26.1 %**
04000	Economic development	6,273	1,203,498	790,148	57,510	362,114	30.1 %
04001	Molokai economic dev & cultura	71,859	120,000	68,599	25,720	97,540	81.3 %
04009	Agriculture promotion	82,682	150,000	112,353	37,263	83,065	55.4 %
04010	Aquaculture & marine resources	40,000	40,000	39,787		40,213	100.5 %
04011	Film industry promotions	25,000	125,000	84,347		65,653	52.5 %
04013	Maui county farm bureau	193,572	319,793	191,891		321,474	100.5 %
04014	Maui economic development boar	398,842	730,000	562,984	565,858		0.0 %
04015	Maui visitors bureau	14,250	4,000,000	2,752,697	1,259,361	2,192	0.1 %
04017	Small business/high tech promo	5,550	165,000	108,098	28,186	34,266	20.8 %
04030	Maui arts & cultural center	31,827	318,270	31,827	318,270		0.0 %

Back to Top

County of Maui
Statement of Appropriations and Expenditures
Operations by Activity
Fiscal Year Ending 6/30/16 - as of 3/31/2016

Activity * Program	** Fund *** Department	Prior Year Encumbrance 6/30/2015	Amended Annual Estimate	Year to Date Expended	Current Encumbrance 03/31/2016	Balance Available	% of Budget Available
04037	Business research library	37,712	72,100	36,812		73,000	101.2 %
04054	Environmental protection	1,496,634	1,400,000	1,143,607	633,692	1,119,335	80.0 %
04057	East Maui econ dev/cultural	103,436	100,000	108,921	27,882	66,633	66.6 %
04064	Agricultural processing plant	72,380		56,095	16,285		-
04066	UH tropical ag/human resources	81,816	100,000	68,951	112,865		0.0 %
04068	MEO bus dev cp microenterprise	139,090	245,000	158,950	225,140		0.0 %
04070	Maui nui botanical gardens	157,590	157,590	157,590		157,590	100.0 %
04079	Maui Arts&Cult Capital	400,000	470,000		400,000	470,000	100.0 %
04081	Grnt-Maui comm theater-lao imp	15,255	53,045	16,180	45,518	6,602	12.4 %
04082	Maui soil/water conservation		135,000	67,500	67,500		0.0 %
04083	Soil/water conservation-Moloka	23,863	22,000	23,863	22,000		0.0 %
04092	CULTURAL & ARTS PROGRAM	29,877	70,000	29,810	44,067	26,000	37.1 %
04093	Molokai Livestock Cooperative		10,300			10,300	100.0 %
04094	Academy of Hospitality & Touri	10,000	10,000		10,000	10,000	100.0 %
04106	Ke Ao I Ka Makani Ho'eha'ili	25,000		18,234	6,766		-
04108	KA 'OHANA O KALAUPAPA	100,000		64,953	35,047		-
04112	MCC nursing & dental aast prgr	11,015		8,964		2,051	-
04113	Ka Ipu Kukui fellows leadrshp	16,893	25,750	31,112	11,531		0.0 %
04117	Renewable energy programs	3,316	75,000	19,051	42,316	16,949	22.6 %
04118	Grnts Friends of Maui H School	19,309	82,400	44,374	35,616	21,719	26.4 %
04122	4-H UPCOUNTRY FAIR	29,900	35,000	28,905	995	35,000	100.0 %
04124	HANA ARTS		20,000			20,000	100.0 %
04125	Maui Eco Dev Brd-Maui HS prg m	52,757	45,000	28,441	69,316		0.0 %
04126	COQUI FROG ERADICATION PRJ		1,200,000			1,200,000	100.0 %
04127	Aha kukui O Molokai for Canoe	51,351			51,351		-
04130	HAI-MAK-PAI ECO DEVT&CULTURAL	79,398	120,000	94,069	89,980	15,349	12.8 %
04135	Ma Ka Hana Ka Ike-OED	90,000	90,000	90,000	90,000		0.0 %
04139	Festivals of aloha		42,436	41,349		1,087	2.6 %
04145	Lanai eco dev & cultural prgs	108,463	120,000	62,928	64,931	100,604	83.8 %

County of Maui
Statement of Appropriations and Expenditures
Operations by Activity
Fiscal Year Ending 6/30/16 - as of 3/31/2016

Activity * Program ** Fund *** Department	Prior Year Encumbrance 6/30/2015	Amended Annual Estimate	Year to Date Expended	Current Encumbrance 03/31/2016	Balance Available	% of Budget Available
04148 SISTER CITY PROGRAM	14,958	30,000	21,837	22,500	621	2.1 %
04151 Maui Film Festival		25,000			25,000	100.0 %
04152 Lahaina Boat Day		25,750	12,480	13,270		0.0 %
04404 Economic dev initiatives prg	35,219	185,000	75,154	66,108	78,957	42.7 %
040 * MAYOR ADMIN ECONOMIC DEV PRGMS	**4,075,087**	**12,137,932**	**7,252,861**	**4,496,844**	**4,463,314**	**36.8 %**
12300 BUDGET		441,946	247,665		194,281	44.0 %
123 * BUDGET PROGRAM	**0**	**441,946**	**247,665**	**0**	**194,281**	**44.0 %**
Fund ** GENERAL FUND	**4,078,481**	**14,050,033**	**8,554,880**	**4,532,925**	**5,040,712**	**35.9 %**
Dept * Office of the Mayor**	**4,078,481**	**14,050,033**	**8,554,880**	**4,532,925**	**5,040,712**	**35.9 %**
Management						
06000 Management	210,982	1,451,958	1,078,542	78,760	505,638	34.8 %
06011 County Facilities Security Pro		183,000	181,119		1,881	1.0 %
060 * MANAGEMENT PROGRAM	**210,982**	**1,634,958**	**1,259,661**	**78,760**	**507,519**	**31.0 %**
06500 Management information systems	3,144,133	9,071,548	5,583,955	1,765,164	4,866,561	53.6 %
065 * MANAGEMENT INFORMATION SYSTEMS	**3,144,133**	**9,071,548**	**5,583,955**	**1,765,164**	**4,866,561**	**53.6 %**
06600 Geographic information systems	19,954	464,595	278,273	28,611	177,666	38.2 %
066 * GEOGRAPHIC INFORMATION SYSTEMS	**19,954**	**464,595**	**278,273**	**28,611**	**177,666**	**38.2 %**
Fund ** GENERAL FUND	**3,375,069**	**11,171,101**	**7,121,889**	**1,872,535**	**5,551,746**	**49.7 %**
Dept * Management**	**3,375,069**	**11,171,101**	**7,121,889**	**1,872,535**	**5,551,746**	**49.7 %**
Corporation Counsel						
07000 Legal services	75,825	3,342,021	2,180,957	51,637	1,185,251	35.5 %
070 * LEGAL SERVICES PROGRAM	**75,825**	**3,342,021**	**2,180,957**	**51,637**	**1,185,251**	**35.5 %**
Fund ** GENERAL FUND	**75,825**	**3,342,021**	**2,180,957**	**51,637**	**1,185,251**	**35.5 %**

Back to Top

County of Maui
Statement of Appropriations and Expenditures
Operations by Activity
Fiscal Year Ending 6/30/16 - as of 3/31/2016

Activity * Program ** Fund *** Department	Prior Year Encumbrance 6/30/2015	Amended Annual Estimate	Year to Date Expended	Current Encumbrance 03/31/2016	Balance Available	% of Budget Available
Dept * Corporation Counsel**	**75,825**	**3,342,021**	**2,180,957**	**51,637**	**1,185,251**	**35.5 %**
Prosecuting Attorney						
08000 Prosecutors administration	3,592	827,561	660,559	25,529	145,065	17.5 %
080 * PROSECUTORS ADMIN PROGRAM	**3,592**	**827,561**	**660,559**	**25,529**	**145,065**	**17.5 %**
09000 General prosecution	11,426	5,196,810	3,475,432	863	1,731,942	33.3 %
090 * GENERAL PROSECUTION PROGRAM	**11,426**	**5,196,810**	**3,475,432**	**863**	**1,731,942**	**33.3 %**
Fund ** GENERAL FUND	**15,018**	**6,024,371**	**4,135,991**	**26,392**	**1,877,007**	**31.2 %**
Dept * Prosecuting Attorney**	**15,018**	**6,024,371**	**4,135,991**	**26,392**	**1,877,007**	**31.2 %**
Finance						
10000 Finance Administration	38,197	705,032	524,962	10,839	207,429	29.4 %
100 * FINANCE ADMIN PROGRAM	**38,197**	**705,032**	**524,962**	**10,839**	**207,429**	**29.4 %**
11000 Treasury	164,872	985,892	646,505	143,508	360,754	36.6 %
110 * TREASURY PROGRAM	**164,872**	**985,892**	**646,505**	**143,508**	**360,754**	**36.6 %**
12000 Accounts	100,694	1,438,750	1,000,384	173,525	365,535	25.4 %
120 * ACCOUNTS PROGRAM	**100,694**	**1,438,750**	**1,000,384**	**173,525**	**365,535**	**25.4 %**
13000 Purchasing	12,856	451,004	305,969	17,764	140,129	31.1 %
130 * PURCHASING PROGRAM	**12,856**	**451,004**	**305,969**	**17,764**	**140,129**	**31.1 %**
14000 Financial services	1,055,796	6,021,551	3,882,028	917,520	2,277,805	37.8 %
14003 CW svc ctr-annual lease costs	62,883	506,800	252,182	315,020	2,481	0.5 %
140 * FINANCIAL SERVICES	**1,118,679**	**6,528,351**	**4,134,210**	**1,232,540**	**2,280,286**	**34.9 %**
17001 Countywide fringe benefits	249,854	71,555,409	47,387,454	249,772	24,168,036	33.8 %
17002 Interfund Fringe Reimbursement		(18,905,987)	(12,991,127)		(5,914,860)	31.3 %
17003 Bond issuance & debt services	81,000	1,442,941	6,483	81,000	1,436,458	99.6 %

County of Maui
Statement of Appropriations and Expenditures
Operations by Activity
Fiscal Year Ending 6/30/16 - as of 3/31/2016

Activity * Program ** Fund *** Department	Prior Year Encumbrance 6/30/2015	Amended Annual Estimate	Year to Date Expended	Current Encumbrance 03/31/2016	Balance Available	% of Budget Available
17005 Supplemental transfer golf		3,034,607	2,255,426		779,181	25.7 %
17006 Supplemental transfer solidwst		13,465,415	10,046,431		3,418,984	25.4 %
17009 Insurance & self insurance	489,655	10,500,000	8,416,615	386,924	2,186,117	20.8 %
17012 Open space, natural resources		2,555,842	2,555,842			0.0 %
17013 CW affordable housing fund		5,111,683	5,111,683			0.0 %
17014 Countywide general costs	4,783	1,095,126	838,417	6,865	254,627	23.3 %
17015 Overhead reimbursement		(20,668,014)	(14,948,440)		(5,719,574)	27.7 %
17016 Transfer to Emergency Fund		4,000,000	4,000,000			0.0 %
17019 Post-Employment Obligations Fd		14,930,000	14,930,000			0.0 %
170 * COUNTY WIDE COSTS PROGRAM	**825,292**	**88,117,022**	**67,608,784**	**724,561**	**20,608,969**	**23.4 %**
Fund ** GENERAL FUND	**2,260,590**	**98,226,051**	**74,220,814**	**2,302,737**	**23,963,102**	**24.4 %**
17003 Bond issuance & debt services		40,641,319	16,705,584		23,935,735	58.9 %
170 * COUNTY WIDE COSTS PROGRAM	**0**	**40,641,319**	**16,705,584**	**0**	**23,935,735**	**58.9 %**
Fund ** DEBT SERVICE FUND	**0**	**40,641,319**	**16,705,584**	**0**	**23,935,735**	**58.9 %**
Dept * Finance**	**2,260,590**	**138,867,370**	**90,926,398**	**2,302,737**	**47,898,837**	**34.5 %**
Personnel Services						
18000 Personnel services	60,295	1,487,347	1,111,699	47,704	388,240	26.1 %
180 * PERSONNEL SERVICES PROGRAM	**60,295**	**1,487,347**	**1,111,699**	**47,704**	**388,240**	**26.1 %**
Fund ** GENERAL FUND	**60,295**	**1,487,347**	**1,111,699**	**47,704**	**388,240**	**26.1 %**
Dept * Personnel Services**	**60,295**	**1,487,347**	**1,111,699**	**47,704**	**388,240**	**26.1 %**
Planning						
19000 Planning	171,863	5,034,144	3,420,831	347,476	1,437,700	28.6 %
19005 Development fee impact study	3,095			3,095		-
19006 General plan update	59,963		3,750	56,213		-
19021 Maui redevelopment agency	18,712	275,000	80,895	37,020	175,798	63.9 %
19035 UH-Maui Sea Grant	7	88,975	47,068	41,914		0.0 %

Back to Top

County of Maui
Statement of Appropriations and Expenditures
Operations by Activity
Fiscal Year Ending 6/30/16 - as of 3/31/2016

Activity * Program ** Fund *** Department	Prior Year Encumbrance 6/30/2015	Amended Annual Estimate	Year to Date Expended	Current Encumbrance 03/31/2016	Balance Available	% of Budget Available
19039 Development mitigation fee stu	15,280			15,280		-
19042 Small Town Planning	57,496		8,518	29,092	19,885	-
19063 Cultural resource management		25,000			25,000	100.0 %
19066 Puunene airprt master pln updt	9,123			9,123		-
19067 Envrnmtl assmnts-Planning	4,164			4,164		-
190 * PLANNING PROGRAM	**339,703**	**5,423,119**	**3,561,062**	**543,377**	**1,658,383**	**30.6 %**
Fund ** GENERAL FUND	**339,703**	**5,423,119**	**3,561,062**	**543,377**	**1,658,383**	**30.6 %**
Dept * Planning**	**339,703**	**5,423,119**	**3,561,062**	**543,377**	**1,658,383**	**30.6 %**
Police						
26000 Police administration	114,920	4,814,935	3,659,515	122,721	1,147,620	23.8 %
260 * POLICE ADMINISTRATION PROGRAM	**114,920**	**4,814,935**	**3,659,515**	**122,721**	**1,147,620**	**23.8 %**
27000 Investigative service	173,996	10,264,777	6,939,857	189,381	3,309,533	32.2 %
270 * INVESTIGATIVE SERVICE PROGRAM	**173,996**	**10,264,777**	**6,939,857**	**189,381**	**3,309,533**	**32.2 %**
28000 Uniformed patrol services	1,315,518	27,877,178	21,376,292	709,247	7,107,157	25.5 %
280 * UNIFORMED PATROL SERVICES PROG	**1,315,518**	**27,877,178**	**21,376,292**	**709,247**	**7,107,157**	**25.5 %**
29000 Technical & support services	847,978	8,665,848	5,567,284	691,801	3,254,743	37.6 %
290 * TECHNICAL & SUPPORT SVCS PROG	**847,978**	**8,665,848**	**5,567,284**	**691,801**	**3,254,743**	**37.6 %**
Fund ** GENERAL FUND	**2,452,412**	**51,622,738**	**37,542,948**	**1,713,150**	**14,819,053**	**28.7 %**
Dept * Police**	**2,452,412**	**51,622,738**	**37,542,948**	**1,713,150**	**14,819,053**	**28.7 %**
Fire and Public Safety						
22000 Fire control admin & maint	337,109	2,625,257	1,842,611	158,185	961,572	36.6 %
220 * FIRE CONTROL ADMIN/MAINT PROG	**337,109**	**2,625,257**	**1,842,611**	**158,185**	**961,572**	**36.6 %**
23000 Fire control training	163,868	1,258,598	764,875	12,339	645,252	51.3 %

County of Maui
Statement of Appropriations and Expenditures
Operations by Activity
Fiscal Year Ending 6/30/16 - as of 3/31/2016

Activity * Program ** Fund *** Department	Prior Year Encumbrance 6/30/2015	Amended Annual Estimate	Year to Date Expended	Current Encumbrance 03/31/2016	Balance Available	% of Budget Available
230 * FIRE CONTROL TRAINING PROGRAM	**163,868**	**1,258,598**	**764,875**	**12,339**	**645,252**	**51.3 %**
24000 Fire rescue operations	361,156	26,543,757	21,339,834	186,560	5,378,528	20.3 %
240 * FIRE RESCUE OPERATIONS PROGRAM	**361,156**	**26,543,757**	**21,339,834**	**186,560**	**5,378,528**	**20.3 %**
25000 Fire prevention	20,126	887,081	430,882	5,269	471,055	53.1 %
250 * FIRE PREVENTION PROGRAM	**20,126**	**887,081**	**430,882**	**5,269**	**471,055**	**53.1 %**
Fund ** GENERAL FUND	**882,259**	**31,314,693**	**24,378,202**	**362,353**	**7,456,407**	**23.8 %**
Dept * Fire and Public Safety**	**882,259**	**31,314,693**	**24,378,202**	**362,353**	**7,456,407**	**23.8 %**
Civil Defense						
21000 Civil defense	1,149	541,091	348,302	3,546	190,392	35.2 %
21003 GRNT AMERICAN RED CROSS		25,000		25,000		0.0 %
210 * CIVIL DEFENSE PROGRAM	**1,149**	**566,091**	**348,302**	**28,546**	**190,392**	**33.6 %**
Fund ** GENERAL FUND	**1,149**	**566,091**	**348,302**	**28,546**	**190,392**	**33.6 %**
Dept * Civil Defense**	**1,149**	**566,091**	**348,302**	**28,546**	**190,392**	**33.6 %**
Liquor Control						
20000 Liquor control general	32,551	1,915,657	1,114,438	39,115	794,656	41.5 %
20002 Liquor admin overhead charges		1,052,627	576,390		476,237	45.2 %
200 * LIQUOR CONTROL GENERAL PROG	**32,551**	**2,968,284**	**1,690,828**	**39,115**	**1,270,893**	**42.8 %**
Fund ** GENERAL FUND	**32,551**	**2,968,284**	**1,690,828**	**39,115**	**1,270,893**	**42.8 %**
Dept * Liquor Control**	**32,551**	**2,968,284**	**1,690,828**	**39,115**	**1,270,893**	**42.8 %**
Housing and Human Concerns						
30000 Housing & human concerns admin	9,630	550,319	392,891	31,059	135,999	24.7 %
300 * HSG & HUMAN CONCERNS ADM PROG	**9,630**	**550,319**	**392,891**	**31,059**	**135,999**	**24.7 %**
31000 Housing	16,130	612,091	305,479	50,415	272,327	44.5 %

Back to Top

County of Maui
Statement of Appropriations and Expenditures
Operations by Activity
Fiscal Year Ending 6/30/16 - as of 3/31/2016

Activity * Program ** Fund *** Department		Prior Year Encumbrance 6/30/2015	Amended Annual Estimate	Year to Date Expended	Current Encumbrance 03/31/2016	Balance Available	% of Budget Available
31006	Affordable rental housing prg	77,350	943,500	784,975	235,875		0.0 %
31007	Hale Mahaolu-Homeownership/hsg	10,827	60,000	10,827		60,000	100.0 %
310	*** HOUSING PROGRAM**	**104,307**	**1,615,591**	**1,101,281**	**286,290**	**332,327**	**20.6 %**
32000	Human concerns - general	94,181	4,796,569	3,374,248	156,980	1,359,530	28.3 %
32001	Hana Youth Center, Inc	14,276	142,758	120,142	35,690	1,203	0.8 %
32011	Women helping women	20,085	210,850	178,223	52,713		0.0 %
32012	Early childhood	25,750	103,000	86,750	42,000		0.0 %
32014	Substance abuse	147,397	483,650	315,753	183,743	131,551	27.2 %
32015	E Malama I Na Keiki preschool	24,373	83,821	54,379	46,709	7,107	8.5 %
32016	Homelessness programs	80,724	641,000	518,250	203,474		0.0 %
32017	Maui adult day care center	34,800	348,000	295,800	87,000		0.0 %
32018	MCC cooperative education	2,500	25,000	14,693	12,500	307	1.2 %
32019	MEO Headstart after school	23,791	237,903	202,218	59,476		0.0 %
32020	MEO headstart summer	168,428	175,000	168,428		175,000	100.0 %
32022	Community partnership grants	106,488	1,110,845	904,391	272,097	40,845	3.7 %
32025	Lanai Youth Center	15,357	153,573	125,226	38,393	5,311	3.5 %
32029	Kihei Youth Center	21,795	217,950	185,258	54,488		0.0 %
32034	Youth	9,662	107,108	82,127	24,155	10,488	9.8 %
32036	Maui family support services	63,654	63,654	79,568	47,741		0.0 %
32039	J. Walter Cameron center expsn	125,000		75,000		50,000	-
32040	Big brothers & sisters	9,401	94,012	79,910	23,503		0.0 %
32058	Mental health associaiton	2,521	25,207	21,426	6,302		0.0 %
32062	Self sufficiency	25,099	144,200	147,304	17,300	4,695	3.3 %
32064	Hana community association		82,391	60,000	22,391		0.0 %
32070	MEO infant toddler care	8,831	95,000	8,831	95,000		0.0 %
32084	Maui community food bank	34,505	345,000	293,255	86,250		0.0 %
32085	Maui arts & performing academy		15,000	11,250	3,750		0.0 %
32088	Hui Malama learning center		274,606	205,955	68,652		0.0 %
32090	FAM SPT-TEEN VOICES		42,630	31,973	10,658		0.0 %

County of Maui
Statement of Appropriations and Expenditures
Operations by Activity
Fiscal Year Ending 6/30/16 - as of 3/31/2016

Activity * Program ** Fund *** Department		Prior Year Encumbrance 6/30/2015	Amended Annual Estimate	Year to Date Expended	Current Encumbrance 03/31/2016	Balance Available	% of Budget Available
32093	BOY SCOUTS OF AMERICA	250,000		54,891	195,109		-
32094	Salvation Army	13,802	138,020	117,317	34,505		0.0 %
32100	Grant for Molokai Youth Ctr	24,525	245,250	208,463	61,313		0.0 %
32102	IMUA FAMILY SERVICES		35,000			35,000	100.0 %
32104	Paia Youth Council, Inc		224,250	201,825	22,425		0.0 %
32106	Boys/Girls Club of Maui, Inc		997,000	701,862	295,138		0.0 %
32109	Maui Farm		235,508	176,631	58,877		0.0 %
32110	YOUTH ALCOHOL EDUC AWARENESS	20,000	100,000	80,131	34,000	5,869	5.9 %
32111	Coalition for Drug Free Lanai	4,201	42,012	35,710	10,503		0.0 %
32116	MEO ENLACE HISPANO PROGRAM	9,555	95,550	81,219	23,886		0.0 %
32117	Lahaina tutoring project	1,100	11,000	6,600	5,500		0.0 %
32119	Volunter ctr projct graduation	4,774	47,741	4,774	47,741		0.0 %
32120	Ohana Makamae	9,071	90,707	53,014	45,354	1,411	1.6 %
32130	Lanai women's center		80,204	60,153	20,051		0.0 %
32135	Grnts/Disb-Svcs-Frail/Elderly	104,230	661,739	460,357	121,130	184,482	27.9 %
32136	Kansha preschool	10,609	10,000	10,609		10,000	100.0 %
32142	MEO UNDERAGE DRINKING		50,000	37,500	12,500		0.0 %
32146	MEO Planning&Coordinating	8,000	83,000	70,250	20,750		0.0 %
32148	MOLOKAI COM'TY HEALTH CTR	275,000		157,387	117,613		-
32149	Grnt-Best Buddies prgrm		84,000	63,000	21,000		0.0 %
32150	MEO B.E.S.T. REINTEGRATION		103,000	77,250	25,750		0.0 %
32152	HALE MAKUA		200,000	150,000	50,000		0.0 %
32156	LANAI YOUTH CTR FACILITY	10,000	100,000	10,000		100,000	100.0 %
32158	Hawaiian Kamalii Inc.		18,672	18,672			0.0 %
32159	MEO youth services	18,672	195,000	164,922	48,750		0.0 %
32162	FEED MY SHEEP		65,000	48,750	16,250		0.0 %
32163	Hale mahaolu personal care prg		103,000	51,500	51,500		0.0 %
32167	Special Olympics Hawaii grnts	3,713	37,132	31,562	9,283		0.0 %
32169	Arts education/innovative prg	42,436	424,360	360,706	106,090		0.0 %

Back to Top

County of Maui
Statement of Appropriations and Expenditures
Operations by Activity
Fiscal Year Ending 6/30/16 - as of 3/31/2016

Activity * Program ** Fund *** Department		Prior Year Encumbrance 6/30/2015	Amended Annual Estimate	Year to Date Expended	Current Encumbrance 03/31/2016	Balance Available	% of Budget Available
32170	HERITAGE HALL, INC	1,503,052	500,000	1,771,579	231,473		0.0 %
32172	ROMAN CATHOLIC CHURCH SOH		30,000	15,000	15,000		0.0 %
32175	KUPUNA CARE SVC		200,000	124,900	67,900	7,200	3.6 %
320	*** HUMAN CONCERNS PROGRAM**	**3,371,358**	**15,225,872**	**13,046,892**	**3,420,356**	**2,129,999**	**14.0 %**
33000	Animal management	22,535	100,000		22,535	100,000	100.0 %
33003	Animal Sheltering Program	10,300	930,675	697,507	243,468		0.0 %
33006	ANIMAL ENFORCEMENT PROGRAM	5,000	402,482	300,685	106,797		0.0 %
33012	Grant 2 Lanai Animal Rescue	1,000			1,000		-
330	*** ANIMAL MANAGMENT PROGRAM**	**38,835**	**1,433,157**	**998,192**	**373,800**	**100,000**	**7.0 %**
Fund	**** GENERAL FUND**	**3,524,130**	**18,824,939**	**15,539,256**	**4,111,505**	**2,698,325**	**14.3 %**
Dept	***** Housing and Human Concerns**	**3,524,130**	**18,824,939**	**15,539,256**	**4,111,505**	**2,698,325**	**14.3 %**
Parks and Recreation							
34000	Parks & recreation administrat	46,228	1,399,260	1,018,988	27,811	398,690	28.5 %
34002	MCCC workline	117,000	117,000	96,509	20,491	117,000	100.0 %
34012	Lahaina restoration foundation	98,881	178,828	187,623	90,086		0.0 %
34016	Lahaina Rtrn Capital	675,703	75,000	62,632	613,071	75,000	100.0 %
34018	HAIKU COM'TY ASSOCIATION	75,000		21,692	53,308		-
340	*** PARKS & REC ADMIN PROG**	**1,012,812**	**1,770,088**	**1,387,444**	**804,767**	**590,690**	**33.4 %**
35000	Park maintenance	380,513	4,152,376	2,218,700	973,483	1,340,707	32.3 %
350	*** PARK MAINTENANCE PROGRAM**	**380,513**	**4,152,376**	**2,218,700**	**973,483**	**1,340,707**	**32.3 %**
36000	Planning & development	10,617	626,592	306,420	8,514	322,275	51.4 %
360	*** PLANNING & DEVELOPMENT PROGRAM**	**10,617**	**626,592**	**306,420**	**8,514**	**322,275**	**51.4 %**
37000	Recreation & support services	894,796	16,109,298	11,685,057	915,085	4,403,953	27.3 %
370	*** RECREATION & SUPPORT SVCS PROG**	**894,796**	**16,109,298**	**11,685,057**	**915,085**	**4,403,953**	**27.3 %**

County of Maui
Statement of Appropriations and Expenditures
Operations by Activity
Fiscal Year Ending 6/30/16 - as of 3/31/2016

Activity * Program ** Fund *** Department	Prior Year Encumbrance 6/30/2015	Amended Annual Estimate	Year to Date Expended	Current Encumbrance 03/31/2016	Balance Available	% of Budget Available
38000 PALS	159,704	1,977,326	925,512	23,631	1,187,889	60.1 %
380 * PALS PROGRAM	**159,704**	**1,977,326**	**925,512**	**23,631**	**1,187,889**	**60.1 %**
40000 Aquatics	227,860	6,093,028	4,421,772	292,867	1,606,257	26.4 %
400 * AQUATICS PROGRAM	**227,860**	**6,093,028**	**4,421,772**	**292,867**	**1,606,257**	**26.4 %**
Fund ** GENERAL FUND	**2,686,302**	**30,728,708**	**20,944,905**	**3,018,347**	**9,451,771**	**30.8 %**
42000 Waiehu golf course	268,495	1,933,202	1,140,824	170,919	889,956	46.0 %
42002 Waiehu golf ERS & FICA		226,783	154,035		72,749	32.1 %
42003 Waiehu golf health fund		160,358	111,124		49,234	30.7 %
42004 Waiehu golf admin overhead		1,219,104	847,507		371,597	30.5 %
42005 Waiehu golf debt service		239,930	179,948		59,982	25.0 %
42007 Golf contribution to OPEB		123,373	91,574		31,799	25.8 %
420 * WAIEHU GOLF COURSE PROGRAM	**268,495**	**3,902,750**	**2,525,012**	**170,919**	**1,475,317**	**37.8 %**
Fund ** ENTERPRISE FUND	**268,495**	**3,902,750**	**2,525,012**	**170,919**	**1,475,317**	**37.8 %**
Dept * Parks and Recreation**	**2,954,797**	**34,631,458**	**23,469,917**	**3,189,266**	**10,927,088**	**31.6 %**
Public Works						
43000 Public works administration	18,793	562,239	376,347	16,229	188,457	33.5 %
430 * PUBLIC WORKS ADMIN PROGRAM	**18,793**	**562,239**	**376,347**	**16,229**	**188,457**	**33.5 %**
44000 Engineering	152,910	4,060,465	2,260,752	144,220	1,808,400	44.5 %
440 * ENGINEERING PROGRAM	**152,910**	**4,060,465**	**2,260,752**	**144,220**	**1,808,400**	**44.5 %**
45000 Special maintenance	134,373	3,069,867	1,773,667	229,271	1,201,302	39.1 %
450 * SPECIAL MAINTENANCE PROGRAM	**134,373**	**3,069,867**	**1,773,667**	**229,271**	**1,201,302**	**39.1 %**
46000 Development services admin	26,008	2,321,744	1,584,098	16,334	747,321	32.2 %
460 * DEVELOPMENT SERVICES ADMINSTRN	**26,008**	**2,321,744**	**1,584,098**	**16,334**	**747,321**	**32.2 %**

Back to Top

County of Maui
Statement of Appropriations and Expenditures
Operations by Activity
Fiscal Year Ending 6/30/16 - as of 3/31/2016

Activity * Program ** Fund *** Department		Prior Year Encumbrance 6/30/2015	Amended Annual Estimate	Year to Date Expended	Current Encumbrance 03/31/2016	Balance Available	% of Budget Available
Fund ** GENERAL FUND		**332,084**	**10,014,315**	**5,994,864**	**406,054**	**3,945,480**	**39.4 %**
50000	Highway administration		542,556	349,898		192,659	35.5 %
50002	Highway ERS & FICA		1,509,491	1,123,950		385,541	25.5 %
50003	Highway health fund		1,067,360	828,746		238,614	22.4 %
50004	Highway debt service		5,008,965	3,756,724		1,252,241	25.0 %
50005	Highway admin overhead		3,901,242	3,046,630		854,612	21.9 %
50006	Supplemental trfs bikeway fund		265,680	199,260		66,420	25.0 %
50007	Supplemental trfs general fund		942,988	707,241		235,747	25.0 %
50011	Highways contribution to OPEB		821,187	610,208		210,979	25.7 %
500	*** HIGHWAY ADMINISTRATION PROGRAM**	**0**	**14,059,469**	**10,622,657**	**0**	**3,436,813**	**24.4 %**
51000	Road/bridge/drain maintenance	825,547	10,772,831	7,240,434	935,188	3,422,755	31.8 %
510	*** ROAD/BRIDGE/DRAIN MAINT PROG**	**825,547**	**10,772,831**	**7,240,434**	**935,188**	**3,422,755**	**31.8 %**
52000	Traffic signs & marking	62,805	1,480,939	736,727	26,287	780,731	52.7 %
520	*** TRAFFIC SIGNS/MARKING PROGRAM**	**62,805**	**1,480,939**	**736,727**	**26,287**	**780,731**	**52.7 %**
53000	Garage services	63,281	1,290,613	820,235	26,016	507,643	39.3 %
530	*** GARAGE SERVICES PROGRAM**	**63,281**	**1,290,613**	**820,235**	**26,016**	**507,643**	**39.3 %**
Fund ** SPECIAL REVENUE FUND		**951,633**	**27,603,852**	**19,420,053**	**987,491**	**8,147,942**	**29.5 %**
Dept * Public Works**		**1,283,717**	**37,618,167**	**25,414,917**	**1,393,545**	**12,093,422**	**32.1 %**
Transportation							
65000	TRANSPORTATION ADMIN/GEN FUND	31,255	813,661	460,121	237,617	147,180	18.1 %
650	*** TRANSPORTATION**	**31,255**	**813,661**	**460,121**	**237,617**	**147,180**	**18.1 %**
65301	HUMAN SVC TRANS/GEN FUND		6,900,440	4,612,830	1,537,610	750,000	10.9 %
65303	MEO VET 1 CALL 1 CLICK	37,974		29,052		8,922	-
653	*** HUMAN SERVICE TRANSPORTN PRG**	**37,974**	**6,900,440**	**4,641,882**	**1,537,610**	**758,922**	**11.0 %**

County of Maui
Statement of Appropriations and Expenditures
Operations by Activity
Fiscal Year Ending 6/30/16 - as of 3/31/2016

Activity * Program ** Fund *** Department	Prior Year Encumbrance 6/30/2015	Amended Annual Estimate	Year to Date Expended	Current Encumbrance 03/31/2016	Balance Available	% of Budget Available
65900 AIR AMBULANCE PRG/GEN FUND		672,215	672,215			0.0 %
659 * AIR AMBULANCE PROGRAM	**0**	**672,215**	**672,215**	**0**	**0**	**0.0 %**
Fund ** GENERAL FUND	**69,229**	**8,386,316**	**5,774,218**	**1,775,227**	**906,102**	**10.8 %**
65001 TRANSPORTATION ADMIN/HWY FUND	440,875	50,000	440,875		50,000	100.0 %
125 * ADMINISTRATION PROGRAM	**440,875**	**50,000**	**440,875**	**0**	**50,000**	**100.0 %**
65034 TRANSPORTATION SHELTER CLEAN'G	18,660		11,565	7,095		-
65039 PUBLIC TRANSIT/HIGHWAY FUND	1,036,303	10,305,500	8,659,763	2,655,308	26,732	0.3 %
655 * PUBLIC TRANSIT PROGRAM	**1,054,963**	**10,305,500**	**8,671,328**	**2,662,403**	**26,732**	**0.3 %**
Fund ** SPECIAL REVENUE FUND	**1,495,838**	**10,355,500**	**9,112,203**	**2,662,403**	**76,732**	**0.7 %**
Dept * Transportation**	**1,565,067**	**18,741,816**	**14,886,421**	**4,437,630**	**982,834**	**5.2 %**
Environmental Management						
54000 Environmental mgt administratn	2,697	597,615	420,164	17,314	162,835	27.2 %
54010 Community Work Day	15,550	155,500	132,175	38,875		0.0 %
540 * ENVIRONMENTAL MGT ADMIN PRGRAM	**18,247**	**753,115**	**552,339**	**56,189**	**162,835**	**21.6 %**
Fund ** GENERAL FUND	**18,247**	**753,115**	**552,339**	**56,189**	**162,835**	**21.6 %**
54219 EP & S SOLID WASTE ALTERNATIVE		4,551,986	2,613,622	1,534,209	404,155	8.9 %
542 * ENV PROTECTION & SUBSTAINABILI	**0**	**4,551,986**	**2,613,622**	**1,534,209**	**404,155**	**8.9 %**
55000 Wastewater administration	49,726	2,521,722	1,819,255	131,522	620,670	24.6 %
55002 Wastewater ERS & FICA		1,662,558	1,163,686		498,872	30.0 %
55003 Wastewater health fund		1,175,594	833,928		341,666	29.1 %
55004 Wastewater debt service		9,429,991	6,785,243		2,644,748	28.0 %
55005 Wastewater admin overhead		3,757,402	2,663,094		1,094,308	29.1 %
55008 Wastewater contributn to OPEB		904,458	674,234		230,224	25.5 %
55009 Wastewater reimb-GF-DEM admin		448,816			448,816	100.0 %
55010 CW SEWER CI RESERVE FUND		1,868,567			1,868,567	100.0 %

Back to Top

County of Maui
Statement of Appropriations and Expenditures
Operations by Activity
Fiscal Year Ending 6/30/16 - as of 3/31/2016

Activity * Program ** Fund *** Department	Prior Year Encumbrance 6/30/2015	Amended Annual Estimate	Year to Date Expended	Current Encumbrance 03/31/2016	Balance Available	% of Budget Available
550 * WASTEWATER ADMIN PROGRAM	**49,726**	**21,769,108**	**13,939,440**	**131,522**	**7,747,871**	**35.6 %**
56000 Wastewater reclamation	844,492	21,273,530	14,023,820	1,392,975	6,701,233	31.5 %
560 * WASTEWATER RECLAMATION PROGRAM	**844,492**	**21,273,530**	**14,023,820**	**1,392,975**	**6,701,233**	**31.5 %**
60000 Solid waste administration	29,855	1,183,822	814,392	29,199	370,087	31.3 %
60002 Solid waste ERS & FICA		1,391,032	939,424		451,608	32.5 %
60003 Solid waste health fund		983,597	682,026		301,571	30.7 %
60004 Solid waste debt service		4,510,566	3,382,925		1,127,642	25.0 %
60005 Solid waste admin overhead		4,681,119	3,210,950		1,470,169	31.4 %
60007 Solidwaste contributn to OPEB		756,743	564,584		192,160	25.4 %
60008 Solidwaste reimb-GF-DEM admin		344,026			344,026	100.0 %
600 * SOLID WASTE ADMINISTRATION	**29,855**	**13,850,905**	**9,594,301**	**29,199**	**4,257,263**	**30.7 %**
60200 Solidwaste operations	2,031,328	11,677,939	8,926,831	1,511,953	3,270,484	28.0 %
602 * SOLIDWASTE OPERATIONS	**2,031,328**	**11,677,939**	**8,926,831**	**1,511,953**	**3,270,484**	**28.0 %**
64000 Abandoned vehicle scrap metal	50,769		48,506		2,263	-
640 * ABANDONED VEH/SCRAP METAL PRGR	**50,769**	**0**	**48,506**	**0**	**2,263**	**- -**
Fund ** SPECIAL REVENUE FUND	**3,006,170**	**73,123,468**	**49,146,520**	**4,599,858**	**22,383,269**	**30.6 %**
Dept * Environmental Management**	**3,024,417**	**73,876,583**	**49,698,859**	**4,656,047**	**22,546,104**	**30.5 %**
Water Supply						
70001 Water Administration	416,715	7,651,764	4,653,475	606,606	2,808,398	36.7 %
70004 Leeward Haleakala Forest Restn	135,623	220,000	75,889		279,733	127.2 %
70006 West Maui Partnershp-UH watrsd	246,492	287,500	165,900		368,092	128.0 %
70007 East Molokai Watershed Partner	173,786	250,000	80,743	250,000	93,043	37.2 %
70009 Miconia Containment & Removal	168,000	263,000	75,974		355,026	135.0 %
70010 East Maui Watershed Protection	340,988	480,000	210,282	190,000	420,707	87.6 %
70030 CW WATERSHED PROTECTION	146,975	150,000	84,493	132,482	80,000	53.3 %

County of Maui
Statement of Appropriations and Expenditures
Operations by Activity
Fiscal Year Ending 6/30/16 - as of 3/31/2016

Activity * Program ** Fund *** Department		Prior Year Encumbrance 6/30/2015	Amended Annual Estimate	Year to Date Expended	Current Encumbrance 03/31/2016	Balance Available	% of Budget Available
70031	Puu Kukui Watershed Preserve	165,472	250,000	149,816	200,000	65,656	26.3 %
70032	HONOKOWAI/WAHIKULI WATERSHED		75,000		75,000		0.0 %
70033	UPCOUNTRY WATER EXP CI RESERVE		5,000,000			5,000,000	100.0 %
700	*** WATER ADMINISTRATION PROGRAM**	**1,794,051**	**14,627,264**	**5,496,572**	**1,454,088**	**9,470,655**	**64.7 %**
70701	Water Debt Service Expenses		5,761,368	3,321,671		2,439,697	42.3 %
70702	Water Insurance Expenses		475,000			475,000	100.0 %
70703	Water Overhead Charges		6,056,520	4,500,671		1,555,850	25.7 %
70704	Water Employee Fringe Benefits		6,365,713	3,862,269		2,503,444	39.3 %
70705	Water Refund for Mainline Exp		500,000	19,824		480,176	96.0 %
70707	Water Department Wide Expense		1,757,740	1,522,448		235,292	13.4 %
707	*** WATER DEPARTMENT WIDE EXPENSES**	**0**	**20,916,341**	**13,226,883**	**0**	**7,689,459**	**36.8 %**
70901	Water Field Operations	996,378	31,588,962	17,423,729	1,271,514	13,890,104	44.0 %
709	*** WATER OPERATIONS PROGRAM**	**996,378**	**31,588,962**	**17,423,729**	**1,271,514**	**13,890,104**	**44.0 %**
Fund	**** UTILITY ENTERPRISE FUND**	**2,790,429**	**67,132,567**	**36,147,184**	**2,725,602**	**31,050,218**	**46.3 %**
Dept	***** Water Supply**	**2,790,429**	**67,132,567**	**36,147,184**	**2,725,602**	**31,050,218**	**46.3 %**
COUNTY AUDITOR							
	Grand Total	**29,264,404**	**525,931,097**	**351,256,707**	**32,481,048**	**171,457,831**	**32.6 %**

Back to Top

III. Expenditures

III.B. Grant Programs

Back to Top

County of Maui
Statement of Appropriations and Expenditures
Grant Programs
Fiscal Year Ending 6/30/2016 - as of 3/31/2016

Index * Program ** Fund *** Department		Prior Year Encumbrance / Carryover	Amended Budget / Lapses	Year to Date Expended	Current Encumbrance 03/31/2016	Balance Available	% of Budget Available
Office of the Mayor							
196037	STORMS 12/4-7/07 FEMA#1743DRHI	32,616				32,616	100.0 %
030	*** OFFICE OF MAYOR ADMIN PROGRAM**	**32,616**	**0**	**0**	**0**	**32,616**	**100.0 %**
106186	ENERGY EFFNCY/CONSVTN BLCK GRT	34,892				34,892	100.0 %
106197	WRKFRCE INVST PY09-DSLCTD WRKR	12,390				12,390	100.0 %
116215	ARRA09 ST ENERGY SCTR TRNG GRT	3,222				3,222	100.0 %
126059	FOOD AND ENERGY SECURITY PROJE	71,811				71,811	100.0 %
126198	MOLOKAI YOUTH OPPORTUNITY-DOL	275,608				275,608	100.0 %
126200	WRKFRCE INVST ACT PY11-ADULT	12,854				12,854	100.0 %
126201	WRKFRCE INVST ACT PY11-ADMIN	6,162				6,162	100.0 %
136187	HAWAII ST COMM/STATUS WOMEN	649				649	100.0 %
136192	WRKFORCE INVSTMNT ACT(WIA)PY02	427,378	(427,378)				-
136199	WIA YOUTH PROGRAM - PY2012	951				951	100.0 %
136200	WIA ADULT PROGRAM - PY2012	1,665				1,665	100.0 %
136201	WIA ADMINISTRATIVE PY2012	7,912			141	7,771	98.2 %
136202	WIA DISLOCATED WORKER PY2012	4,939				4,939	100.0 %
146301	WKFORCE INVESTMENT ACT ADMIN	6,462		3,054		3,408	52.7 %
146302	WKFORCE INVESTMENT ACT DWP	13,314		(1,199)	11,087	3,426	25.7 %
146303	WKFORCE INVESTMENT ACT ADULT	13,916		(1,605)	13,873	1,648	11.8 %
146304	WKFORCE INVESTMENT ACT YOUTH	11,435		10,635		800	7.0 %
146305	HTA PRODUCT ENRICHMENT CY14	13				13	100.0 %
156187	HAWAII ST COMM/STATUS WOMEN	2,022		1,791		231	11.4 %
156301	WKFORCE INVEST'T ACT ADMIN	37,719		34,817		2,902	7.7 %
156302	WKFORCE INVESTMENT ACT DWP	50,967		31,491		19,476	38.2 %
156305	WKFORCE INVESTM'T ACT ADULT	108,083		84,610		23,473	21.7 %
156306	WKFORCE INVESTMENT ACT YOUTH	123,853		121,777		2,077	1.7 %
156308	HTA PRODUCT ENRICHMENT CY14	297,991		171,323	73,800	52,868	17.7 %
166785	HAWAII ST COMM/STATUS WOMEN		4,000	761		3,239	81.0 %
166810	WKFORCE INNOVATN OPPORTUNITY		206,479	17,816		188,663	91.4 %
166816	HTA PRODUCT ENRICHMENT CY16		400,000			400,000	100.0 %
166817	WIOA ADULT&DISLOCATED WORKER		372,308		140,000	232,308	62.4 %

Back to Top

County of Maui
Statement of Appropriations and Expenditures
Grant Programs
Fiscal Year Ending 6/30/2016 - as of 3/31/2016

Index * Program ** Fund *** Department		Prior Year Encumbrance / Carryover	Amended Budget / Lapses	Year to Date Expended	Current Encumbrance 03/31/2016	Balance Available	% of Budget Available
166818	WIOA ADMIN PY2015		64,307	27,880		36,427	56.6 %
166819	INNOVATE HAWAII		10,000			10,000	100.0 %
196205	HAZARD MITIGATN KULA AG PARK	3,365				3,365	100.0 %
032	*** MAYORS OFFICE STATE GRANTS**	**1,529,573**	**629,716**	**503,151**	**238,901**	**1,417,238**	**65.6 %**
146198	MOLOKAI YOUTH OPPRTUNITY 04DOL	12,364				12,364	100.0 %
156198	MOLOKAI YOUTH OPPRTUNITY 05DOL	630				630	100.0 %
033	*** MAYORS SH/FEDERAL FUNDS**	**12,994**	**0**	**0**	**0**	**12,994**	**100.0 %**
106032	ARRA09 EASTER SEALS HI FAC REH	103,595				103,595	100.0 %
116005	HANA POLICE STATION REHABLTN	467				467	100.0 %
116030	CDBG PROGRAM ADMIN FY2011	21,405	(21,405)				-
116032	THE MAUI FARM REHABILITATION		21,405	21,405			0.0 %
126003	KA HALE A KE OLA REHABTN/IMPRV	5,222	(5,222)				-
126006	THE MAUI FARM REHABILITATION		5,222			5,222	100.0 %
126010	LCHC INFRASTRUCTURE 13-4	738		738			0.0 %
126035	MOLOKAI TANKER- REPRG	25,320		25,320			0.0 %
136005	LCHC INFRASTRUCTURE 13-4	370,818		370,818			0.0 %
136103	LANAI COMM LAND ACQUISITION	40,966	(40,966)				-
136105	MAUI FOOD BANK REHAB		8,966	8,966			0.0 %
136106	THE MAUI FARM REHABILITATION		32,000	30,293		1,707	5.3 %
146340	LANAI BRUSH TRUCK	500	(500)				-
146341	MOLOKAI LANDFILL DUMP TRUCK	16,794				16,794	100.0 %
146342	HANA LANDFILL WATER TRUCK	41,966	(40,534)			1,432	100.0 %
146343	WOMEN HELPING WOMEN DOM VIOLEN	80,169		7,738	72,431		0.0 %
146344	NA PU`UWAI ADULT DAY CARE EXP	300,000	(190,000)			110,000	100.0 %
146345	LANAI COMM HEALTH CTR INFRAS	313,872		313,872			0.0 %
146346	CDBG PROGRAM ADMIN FY2014	23,436		23,432		4	0.0 %
146347	KHAKO RENEWAL PRJ PH-1		190,000		190,000		0.0 %
146348	MAUI FOOD BANK REHAB		41,034	41,034			0.0 %
156303	THE MAUI FARM REHABILITATION	125,725		125,725			0.0 %
156304	MAUI FOOD BANK REHAB	400,085		400,085			0.0 %
156340	LANAI ER INCIDENT RESP VEHICLE	39,300	(17,500)			21,800	100.0 %

County of Maui
Statement of Appropriations and Expenditures
Grant Programs
Fiscal Year Ending 6/30/2016 - as of 3/31/2016

Index * Program ** Fund *** Department	Prior Year Encumbrance / Carryover	Amended Budget / Lapses	Year to Date Expended	Current Encumbrance 03/31/2016	Balance Available	% of Budget Available
156341 MOLOKAI TANKER	675,000		328,930	346,070		0.0 %
156342 IAO HOUSE REHABILITATION		17,500		17,500		0.0 %
156346 CDBG PROGRAM ADMIN FY15	19,737		19,645		92	0.5 %
166811 020		900,000		898,447	1,553	0.2 %
166813 LCHC NEW FACILITY		499,226		499,226		0.0 %
166815 CDBG PROGRAM ADMIN FY16		312,365	208,199	7,505	96,660	30.9 %
176062 HOUSING REHAB LOAN PROJECT INC	13,093				13,093	100.0 %
196010 MOLOKAI TANKER - REPRG	8,180			8,180		0.0 %
035 * HUD - CDBG GRANTS	**2,626,388**	**1,711,591**	**1,926,200**	**2,039,359**	**372,419**	**8.6 %**
Fund ** SPECIAL REVENUE FUND	**4,201,571**	**2,341,307**	**2,429,351**	**2,278,260**	**1,835,267**	**28.0 %**
Dept * Office of the Mayor**	**4,201,571**	**2,341,307**	**2,429,351**	**2,278,260**	**1,835,267**	**28.0 %**
Management						
106055 ENERGY EMERGENCY PLANNING	4,575				4,575	100.0 %
060 * MANAGEMENT PROGRAM	**4,575**	**0**	**0**	**0**	**4,575**	**100.0 %**
136801 DELL ONLINE SELF-DISPATCH PRG	12,000				12,000	100.0 %
166802 HI INTEGRATED JUSTICE IS PRG		28,000	27,840		160	0.6 %
065 * MANAGEMENT INFORMATION SYSTEMS	**12,000**	**28,000**	**27,840**	**0**	**12,160**	**30.4 %**
Fund ** SPECIAL REVENUE FUND	**16,575**	**28,000**	**27,840**	**0**	**16,735**	**37.5 %**
Dept * Management**	**16,575**	**28,000**	**27,840**	**0**	**16,735**	**37.5 %**
Prosecuting Attorney						
196071 VICTIM WITNESS BOOKS	7,280				7,280	100.0 %
080 * PROSECUTORS ADMIN PROGRAM	**7,280**	**0**	**0**	**0**	**7,280**	**100.0 %**
126462 PROS ATTY ASSET FORFTRES ST12	3,508				3,508	100.0 %
146602 VICTIM/WITNESS ASSISTANCE PRG	697				697	100.0 %
156602 VICTIM/WITNESS ASSISTANCE PRG	24,516				24,516	100.0 %
156603 CAREER CRIMINAL PROGRAM	7,218				7,218	100.0 %
156625 JUSTICE REINVEST INITIATIVE	12,905		(118)		13,023	100.9 %
166871 VICTIM/WITNESS ASSISTANCE PRG		64,864	62,960		1,904	2.9 %
166872 CAREER CRIMINAL PROGRAM		144,736	118,764		25,972	17.9 %

Back to Top

County of Maui
Statement of Appropriations and Expenditures
Grant Programs
Fiscal Year Ending 6/30/2016 - as of 3/31/2016

Index * Program ** Fund *** Department		Prior Year Encumbrance / Carryover	Amended Budget / Lapses	Year to Date Expended	Current Encumbrance 03/31/2016	Balance Available	% of Budget Available
166877	SOH GRANT-IN-AID		135,000			135,000	100.0 %
081	*** PROSECTORS STATE GRANTS**	**48,844**	**344,600**	**181,606**	**0**	**211,838**	**53.8 %**
126174	DEFENDANT/WITNESS TRIAL PRG12	71,867				71,867	100.0 %
136174	DEFENDANT/WITNESS TRIAL PRG	88,880				88,880	100.0 %
146601	DEFENDANT/WITNESS TRIAL PRG	37,862				37,862	100.0 %
146607	CRIMINAL JUSTICE INFO SYSTEM	24,738		22,895		1,843	7.5 %
146623	PROSECUTORS HWY SFTY TRAIN'G	3,863				3,863	100.0 %
156601	DEFENDANT/WITNESS TRIAL PRG	104,371		1,703		102,668	98.4 %
156608	E BYRNE MEMORIAL JAG FY15	67,060		9,572		57,488	85.7 %
156609	SPCL NEEDS ADVOCACY PRG	13,956	3,004	15,006		1,954	11.5 %
156610	ASSET FORFEITURES PROGRAM	37,363		627		36,736	98.3 %
156611	MAUI PROSECUTORS TRAFFIC REC	4,237				4,237	100.0 %
156620	E BYRNE/PROS OF DRUG CRIMES	140,075		116,751		23,324	16.7 %
156622	DOMESTIC VIOLENCE INVESTIGATIO	11,870		11,593		277	2.3 %
156623	HIGHWAY SAFETY GRANT	7,119		6,068		1,051	14.8 %
166835	SPCL NEEDS ADVOCACY PRG		388,175	195,741	50,944	141,490	36.5 %
166836	ASSET FORFEITURES PROGRAM		100,000	33,407		66,593	66.6 %
166873	DEFENDANT/WITNESS TRIAL PRG		170,000	52,615		117,385	69.0 %
166874	PROSECUTORS TRAINING PRG		50,000			50,000	100.0 %
166875	HIGHWAY SAFETY/IMPAIRED DRVG		14,642	3,869		10,773	73.6 %
166876	HIGHWAY SAFETY/TRAFFIC RECORDS		8,325	4,249		4,076	49.0 %
082	*** PROSECUTORS SH/FEDERAL GRANTS**	**613,261**	**734,146**	**474,096**	**50,944**	**822,367**	**61.0 %**
Fund	**** SPECIAL REVENUE FUND**	**669,385**	**1,078,746**	**655,702**	**50,944**	**1,041,485**	**59.6 %**
Dept	***** Prosecuting Attorney**	**669,385**	**1,078,746**	**655,702**	**50,944**	**1,041,485**	**59.6 %**
Finance							
166724	STATE DISABILITY & COMM		11,504			11,504	100.0 %
166725	COMML DRIVER'S LICENSE FY16		508,540	339,255		169,285	33.3 %
166726	PERIODIC MTR VEH INSPTN FY16		465,379	337,755		127,624	27.4 %
166727	STATE IDENTIFICATION PROGRAM		201,024	171,708	577	28,739	14.3 %
166728	STATE MOTOR VEH REGISTRATION		331,187	223,817		107,370	32.4 %

County of Maui
Statement of Appropriations and Expenditures
Grant Programs
Fiscal Year Ending 6/30/2016 - as of 3/31/2016

Index * Program ** Fund *** Department	Prior Year Encumbrance / Carryover	Amended Budget / Lapses	Year to Date Expended	Current Encumbrance 03/31/2016	Balance Available	% of Budget Available
150 * MOTOR VEHICLE/LICENSE PROGRAM	**0**	**1,517,634**	**1,072,535**	**577**	**444,522**	**29.3 %**
Fund ** SPECIAL REVENUE FUND	**0**	**1,517,634**	**1,072,535**	**577**	**444,522**	**29.3 %**
Dept * Finance**	**0**	**1,517,634**	**1,072,535**	**577**	**444,522**	**29.3 %**
Planning						
106205 EDA ECONOMIC ADJUSTMNT ASSTNCE	1,200,000				1,200,000	100.0 %
146905 UH SEA GRANT COLLEGE PROGRAM	2,356		2,357		(1)	(0)%
190 * PLANNING PROGRAM	**1,202,356**	**0**	**2,357**	**0**	**1,199,999**	**99.8 %**
136258 COASTAL ZONE MANAGEMENT PRG	25,436				25,436	100.0 %
156800 COASTAL ZONE MANAGEMENT FY15	165,187		8,123		157,064	95.1 %
156802 CERTIFIED LOCAL GOVT PRG	22,500				22,500	100.0 %
166801 COASTAL ZONE MANAGEMENT FY16		348,465	142,538		205,927	59.1 %
195 * PLANNING -STATE GRANTS	**213,123**	**348,465**	**150,661**	**0**	**410,927**	**73.2 %**
Fund ** SPECIAL REVENUE FUND	**1,415,479**	**348,465**	**153,018**	**0**	**1,610,926**	**91.3 %**
Dept * Planning**	**1,415,479**	**348,465**	**153,018**	**0**	**1,610,926**	**91.3 %**
Police						
126365 FED EQT/SHARING FORFEITURE POL	864				864	100.0 %
136365 FED EQT/SHARING FORFEITURE POL	135				135	100.0 %
196365 FED.JUSTICE POLICE FORFEITURES	23,835		4,788		19,047	79.9 %
262 * POLICE FORFEITURES	**24,834**	**0**	**4,788**	**0**	**20,046**	**80.7 %**
116500 COPS TECHNOLOGY GRANT USDJUSTC	463				463	100.0 %
126501 COPS IN SCHOOL AWARD	38,462				38,462	100.0 %
126550 MARIJUANA ERADICATION DEA 2002	1,035				1,035	100.0 %
136303 HIGH INTENSITY DRUG TRAFFICKIN	9,122	(9,122)				-
136910 HI INTRAGENCY MOBLE POLICE 02	2,507				2,507	100.0 %
146051 DOMESTIC CANNABIS DEA	33,348	(33,348)				-
146550 MARIJUANA ERADCTN DEA 2003-51	6,254				6,254	100.0 %
146553 DOMESTIC CANNABIS DEA 2004-53	13,772				13,772	100.0 %
156051 DOMESTIC CANNABIS DEA	88,362		88,363		(1)	(0)%
156054 HIGH INTENSITY DRUG TRAFFICKIN	64,904	66,187	131,091			0.0 %

Back to Top

County of Maui
Statement of Appropriations and Expenditures
Grant Programs
Fiscal Year Ending 6/30/2016 - as of 3/31/2016

Index * Program ** Fund *** Department	Prior Year Encumbrance / Carryover	Amended Budget / Lapses	Year to Date Expended	Current Encumbrance 03/31/2016	Balance Available	% of Budget Available
156522 G.R.E.A.T. ATF 2004-JV-FX-0133	110				110	100.0 %
156553 DOMESTIC CANNABIS DEA 2005-60	3,883				3,883	100.0 %
156910 HI INTERAGNCY MOBILE POLICE03	4,279				4,279	100.0 %
166844 HIGH INTENSITY DRUG TRAFFICKIN		163,695	108,380	1,153	54,161	33.1 %
166846 E BYRNE MEMORIAL JAG		78,309			78,309	100.0 %
166856 DRUG ENFORCEMENT AGENCY		72,000			72,000	100.0 %
263 * POLICE FEDERAL GRANTS	**266,501**	**337,721**	**327,834**	**1,153**	**275,234**	**45.6 %**
116908 TRAINING GRNTS-SOH VAR FY2011	9,450				9,450	100.0 %
126340 PROHIBITING ALCOHOL SALES TO M	4,315				4,315	100.0 %
126399 911 EMERGENCY MEDICAL FY02	1,200				1,200	100.0 %
126908 TRAINING GRANTS-SOH VARIOUS	251,232				251,232	100.0 %
136301 STATE E911 WIRELESS COMMISSIO	120,537		2,467	105,769	12,301	10.2 %
136330 DOH-ADAD TOBACCO SALES-MINORS	1,016				1,016	100.0 %
136537 DOH PROHIBITING TOBACCO SALES	1,535	(1,535)				-
136902 TRAINING GRANTS FY2013	72,776				72,776	100.0 %
146026 TRAINING GRANTS FY2014	72,125				72,125	100.0 %
146030 STATE E911 WIRELESS COMMISSION	507,432	(507,494)	(62)			0.0 %
146031 911 EMERGENCY MEDICAL SVC	70,744	(70,744)				-
156024 TRAINING GRANTS FY2015	87,815		(3,561)		91,376	104.1 %
156030 STATE E911 WIRELESS COMMISSION	174,666		283		174,383	99.8 %
156031 911 EMERGENCY MEDICAL SVC	50,763	(35,678)	15,085			0.0 %
156035 PROHIBIT TOBACCO SALES TO M	8,000	8,000	8,922		7,078	44.2 %
156046 KALO PROGRAM	126		126			0.0 %
166830 STATE E911 WIRELESS COMMISSION		1,401,000	571,092	77,836	752,072	53.7 %
166831 TRAINING GRANTS FY2016		100,000	996		99,004	99.0 %
166832 911 EMS DISPATCH COMMUNICATION		376,866	265,034		111,832	29.7 %
166834 KALO PROGRAM		89,000	63,778	513	24,709	27.8 %
264 * POLICE STATE GRANTS	**1,433,732**	**1,359,415**	**924,160**	**184,118**	**1,684,869**	**60.3 %**
116355 MAUI CHILD PASSENGER SAFTEY	541				541	100.0 %
116363 COPS HIRING PROGRAM	42,999	(42,999)				-
116904 SAFE & DRUG FREE SCHLS #2 DHS	252				252	100.0 %

County of Maui
Statement of Appropriations and Expenditures
Grant Programs
Fiscal Year Ending 6/30/2016 - as of 3/31/2016

Index * Program ** Fund *** Department		Prior Year Encumbrance / Carryover	Amended Budget / Lapses	Year to Date Expended	Current Encumbrance 03/31/2016	Balance Available	% of Budget Available
126333	JUV ACT/INC BG DHS-2-OYS-1160A	7,483				7,483	100.0 %
126335	JUV ACT/INC BG DHS-2-OYS-1160B	580				580	100.0 %
126344	MAUI SAFECOMM SPEED SC02-06(03	1,177				1,177	100.0 %
136302	VAWA/DOMESTIC VIOLENCE OUTREAC	24,574		5,602		18,972	77.2 %
136333	JUV ACT/INCNTV B/G PROJ#P.O.I.	6,678				6,678	100.0 %
136335	J/ACT/INCNTV/BG PROJ#COMP STRA	2,227				2,227	100.0 %
136344	MAUI SAFE COMM SPEED	3,526				3,526	100.0 %
136356	MPD SEATBELT PRGRM-OPO3-05(01M	32,203				32,203	100.0 %
136900	PUBLIC HSG DRUG ELIMTN RSS0301	6,364				6,364	100.0 %
146034	DISTRACTED DRIVING ENFORCEMENT	17,744	(17,744)				-
146037	FFY14 MPD SEAT BELT PROGRAM	59,432	(59,432)				-
146039	FFY14 MPD TRAFFIC DATA RECORDS	29,352	(29,352)				-
146042	MPD CHILD RESTRAINT PROJECT	43,998		(85)		44,083	100.2 %
146044	MPD ROADBLOCK PROGRAM	68,975	(68,975)				-
146045	VIOLENCE AGAINST WOMEN ACT	21,747		8,873		12,874	59.2 %
146046	JUVENILE ACCT INCENTIVE BLCK	286		285		1	0.3 %
146047	SW MARIJUANA ERADICATION	42,070		22,155	19,390	525	1.2 %
146053	E BYRNE/EPIC AWARENESS	90,341		88,875	638	828	0.9 %
156033	MPD TRAFFIC SERVICES	15,842	(12,635)	3,207			0.0 %
156037	FFY15 MPD SEAT BELT PROGRAM	91,082	(78,309)	12,772			0.0 %
156038	FFY15 SPEED ENFORCEMENT	92,092	(73,062)	19,029		1	0.0 %
156039	FFY15 MPD TRAFFIC DATA RECORDS	77,170	(58,470)	18,701		(1)	(0)%
156040	DISTRACTED DRIVING ENFORCEMENT	48,961	(46,911)	2,049			0.0 %
156044	MPD ROADBLOCK PROGRAM	132,270	(9,758)	122,511		1	0.0 %
156053	HAWAII NARCOTICS TASK FORCE	14,120		14,120			0.0 %
156056	MPD CHILD RESTRAINT PROJ	61,163	(52,989)	8,175		(1)	(0)%
156058	JUVENILE ACCT INCENTIVE BLCK	56,971	13,800	56,278	130	14,362	20.3 %
156333	JUV/ACT/BG POI DHS-05-OYS-2153	4,956				4,956	100.0 %
166508	SW MARIJUANA ERADCTN TASK FRCE	23,893				23,893	100.0 %
166509	POLICE AGAINST STREET SALES06	423				423	100.0 %
166833	DOMESTIC VIOLENCE:STRANGULATIO		51,289	28,436		22,853	44.6 %

Back to Top

County of Maui
Statement of Appropriations and Expenditures
Grant Programs
Fiscal Year Ending 6/30/2016 - as of 3/31/2016

Index * Program ** Fund *** Department	Prior Year Encumbrance / Carryover	Amended Budget / Lapses	Year to Date Expended	Current Encumbrance 03/31/2016	Balance Available	% of Budget Available
166837 MPD TRAFFIC SERVICES		46,200	21,204		24,996	54.1 %
166838 MPD TRAFFIC DATA RECORDS		215,042	207,528		7,514	3.5 %
166839 MPD SPEED ENFORCEMENT		120,732	12,260	3,526	104,946	86.9 %
166840 MPD ROADBLOCK PROGRAM		402,290	77,370	1,900	323,020	80.3 %
166841 DISTRACTED DRIVING ENFORCEMENT		50,065	550		49,515	98.9 %
166842 HAWAII NARCOTICS TASK FORCE		22,848	22,848			0.0 %
166843 MPD SEAT BELT PROGRAM		119,588	2,758		116,830	97.7 %
166845 MPD CHILD RESTRAINT PRG		72,100	11,361		60,739	84.2 %
166847 HAWAII NARCOTICS TASK FORCE		30,379			30,379	100.0 %
166848 SW MARIJUANA ERADICATION		46,727			46,727	100.0 %
166849 BODY WORN CAMERA IMPL PRJ		109,191			109,191	100.0 %
166855 SEX ASSAULT		53,382			53,382	100.0 %
176360 SW JUVENILE JUSTICE INFM/SYSTM	15,964				15,964	100.0 %
186436 DOMESTIC VIOLNC VCTMLSS 02WF17	20,359				20,359	100.0 %
265 * POLICE STATE/FEDERAL GRANTS	**1,157,815**	**802,997**	**766,862**	**25,584**	**1,168,363**	**59.6 %**
Fund ** SPECIAL REVENUE FUND	**2,882,882**	**2,500,133**	**2,023,644**	**210,855**	**3,148,512**	**58.5 %**
Dept * Police**	**2,882,882**	**2,500,133**	**2,023,644**	**210,855**	**3,148,512**	**58.5 %**
Fire and Public Safety						
106033 VOLUNTEER FIRE ASSTNCE DLNR10	180				180	100.0 %
106047 EMS (FIRE)TRAINING (PVT)IAAI	1,276				1,276	100.0 %
106049 FIRE/LEPC (DOH) HMEP	21,705		11,190		10,515	48.4 %
116033 VOLUNTEER FIRE ASSTNCE DLNR11	1,432				1,432	100.0 %
116046 MFD EQUIPMENT PURCHASE EMO1-04	163				163	100.0 %
116047 PRIVATE DONATIONS-FIRE DEPT	20,200				20,200	100.0 %
116090 HAZARDOUS MATRLS(HMEP) GRNT11	147,618				147,618	100.0 %
126090 HMEP HAZARDOUS MATERIALS EM	24,999				24,999	100.0 %
146049 WELLNESS/FITNESS FIRE ACT GRNT	1,000				1,000	100.0 %
146104 NHTSA MFD PNEUMATIC STRUTS	153				153	100.0 %
156055 FIRE SAFETY HSE-EMW2003FP01732	3,452				3,452	100.0 %
156103 VOL FIRE ASSISTANCE GRANT FY15	18,750		18,750			0.0 %

County of Maui
Statement of Appropriations and Expenditures
Grant Programs
Fiscal Year Ending 6/30/2016 - as of 3/31/2016

Index * Program ** Fund *** Department	Prior Year Encumbrance / Carryover	Amended Budget / Lapses	Year to Date Expended	Current Encumbrance 03/31/2016	Balance Available	% of Budget Available
166057 FIRE INOPERABLITY GRT FE15141	96				96	100.0 %
166731 VOL FIRE ASSISTANCE GRANT FY16		10,000			10,000	100.0 %
166732 OLOWALU FIRE BRK COMP WUI		22,138	18,850		3,288	14.9 %
186033 USDA RURAL 1ST RESPNDR LANAI	9,083				9,083	100.0 %
186034 USDA RURAL 1ST RESPNDR MOLOKAI	3,548				3,548	100.0 %
196051 FIREFIGHTERS CHARTABLE FNDATN	550				550	100.0 %
196055 FEMA FIRE TRAINING FUNDS	13,166		1,461		11,705	88.9 %
220 * FIRE CONTROL ADMIN/MAINT PROG	**267,371**	**32,138**	**50,251**	**0**	**249,258**	**83.2 %**
126057 FEMA-1967-DR-HI-TSUNAMI MFD	16,631				16,631	100.0 %
240 * FIRE RESCUE OPERATIONS PROGRAM	**16,631**	**0**	**0**	**0**	**16,631**	**100.0 %**
Fund ** SPECIAL REVENUE FUND	**284,002**	**32,138**	**50,251**	**0**	**265,889**	**84.1 %**
Dept * Fire and Public Safety**	**284,002**	**32,138**	**50,251**	**0**	**265,889**	**84.1 %**
Civil Defense						
106056 INTROPRBL EMERGNCY COMM GRNT	19,163				19,163	100.0 %
116053 FFY10 ST HOMELAND SECURITY PRG	17,808				17,808	100.0 %
126051 FFY11 STATEWIDE OUTREACH/CCP	9,788				9,788	100.0 %
126053 FFY11 ST HOMELAND SECURITY PRG	11,280				11,280	100.0 %
126054 DISASTER PREPAREDNESS TRAIN-TH	19,957				19,957	100.0 %
136052 FFY12 COM'TY OUTREACH / CCP	7,485				7,485	100.0 %
136053 FFY12 ST HOMELAND SECURITY GRT	2,524				2,524	100.0 %
136056 INTEROPERABLE ER COMMUNICATION	19,000				19,000	100.0 %
136057 INOPERABLE ER COMMUNICATIONS	3,459				3,459	100.0 %
136058 EMERGENCY MGT PERFORMANCE GRT	85,000				85,000	100.0 %
146200 EMERGENCY MGT PERFORMANCE GRT	69,672				69,672	100.0 %
146201 FFY13 ST HOMELAND SECURITY	186,579	7,912	197,215		(2,724)	(1.4)%
146202 FFY13 SHSG COM'TY&CITIZEN PREP	13,813				13,813	100.0 %
156201 ST HOMELAND SECURITY	520,200		35,402	322,102	162,696	31.3 %
156203 CITIZENS CORPS PRG	25,552		12,801		12,751	49.9 %
156205 EMERGENCY MGT PERFORMANCE GRT	86,500		27,750	33,750	25,000	28.9 %
166701 EMERGENCY MGT PERFORMANCE GRT		100,000			100,000	100.0 %

Back to Top

County of Maui
Statement of Appropriations and Expenditures
Grant Programs
Fiscal Year Ending 6/30/2016 - as of 3/31/2016

Index * Program ** Fund *** Department	Prior Year Encumbrance / Carryover	Amended Budget / Lapses	Year to Date Expended	Current Encumbrance 03/31/2016	Balance Available	% of Budget Available
166702 ST HOMELAND SECURITY		744,000	86,804	65,958	591,238	79.5 %
210 * CIVIL DEFENSE PROGRAM	**1,097,780**	**851,912**	**359,972**	**421,810**	**1,167,910**	**59.9 %**
Fund ** SPECIAL REVENUE FUND	**1,097,780**	**851,912**	**359,972**	**421,810**	**1,167,910**	**59.9 %**
Dept * Civil Defense**	**1,097,780**	**851,912**	**359,972**	**421,810**	**1,167,910**	**59.9 %**
Housing and Human Concerns						
116570 HOME- 1ST TIME HMEBYRS-PROJ IN		21,161			21,161	100.0 %
116718 HOME FFY10 ADMINISTRATION	8,539		8,200	178	161	1.9 %
126735 HOME FFY11 ADMINISTRATION	2,213		1,416	386	411	18.6 %
137731 SEC 8 HSG ADMIN PRG FY2013	45			45		0.0 %
147481 SEC 8 HOUSING ADMIN FY2014	198,283		1,075	148	197,060	99.4 %
156449 HOME FFY14 ADMINISTRATION	150,064		33,831	9,550	106,682	71.1 %
156450 HOME FFY14 KULAMALU AH PRJ	2,263,415			2,263,415		0.0 %
157480 SEC 8 HOUSING VOUCHER FY15	163,687		(7,521)		171,208	104.6 %
157481 SEC 8 HOUSING ADMIN FY15	305,155		85	1,417	303,653	99.5 %
166714 HOME FFY04 ADMINISTRATION	7,349		7,296		53	0.7 %
167480 SEC 8 HOUSING VOUCHER FY16		15,000,000	11,694,338		3,305,662	22.0 %
167481 SEC 8 HOUSING ADMIN FY16		1,187,642	982,170	74,448	131,022	11.0 %
167482 FSS COORDINATOR GRANT		69,000			69,000	100.0 %
177712 SEC.8 FAMILY SELF-SUFFICIENT	67,154		10,850		56,304	83.8 %
186722 HOME FFY06 ADMINISTRATION	9,217				9,217	100.0 %
196718 HOME FFY08 ADMINISTRATION	925			378	547	59.1 %
197741 SEC8 HSG ASST PYMTS(HAP)-NRA	93,295				93,295	100.0 %
197751 SEC8 HSG ASST PYMTS(ADM)-NRA	626,894		50,000		576,894	92.0 %
310 * HOUSING PROGRAM	**3,896,235**	**16,277,803**	**12,781,740**	**2,349,965**	**5,042,330**	**25.0 %**
106604 AGING/DISABLTY RSC CTR ST/HI	3,352				3,352	100.0 %
106607 HAWAII COMM LIVING 2010.11N	1,301				1,301	100.0 %
116224 HI MENTL HLTH TRNSFRM SIG	24,000				24,000	100.0 %
116601 HOSPITAL DISCHARGE PLNG GRNT	3,350				3,350	100.0 %
116602 AGING/DSABLTY RSRC CTR 2010N	15,720				15,720	100.0 %
116608 ARRA09 HEALTHY AGING PARTNRSHP	511				511	100.0 %

County of Maui
Statement of Appropriations and Expenditures
Grant Programs
Fiscal Year Ending 6/30/2016 - as of 3/31/2016

Index * Program ** Fund *** Department		Prior Year Encumbrance / Carryover	Amended Budget / Lapses	Year to Date Expended	Current Encumbrance 03/31/2016	Balance Available	% of Budget Available
116613	AGING TIII DHHS FY11 MA201103	73,232			190	73,042	99.7 %
116614	ELDER ABUSE RELATED SVCS FY11	3,664				3,664	100.0 %
116647	EOA/DOH MA.KC.FB10-11.A FY11	6,459				6,459	100.0 %
126601	HOSPITAL DISCHARGE PLNG GRNT	25,736				25,736	100.0 %
126602	AGING/DSABLTY RSRC CTR 2010N	13,156				13,156	100.0 %
126609	ARRA09 HEALTHY AGING PARTNRSH	2,260				2,260	100.0 %
126613	AGING TIII DHHS FY12	550				550	100.0 %
126643	MENTAL HEALTH TRANSFORM GRT	16				16	100.0 %
126647	AGING EOA/DOH KUPUNA CARE FY12	46,113				46,113	100.0 %
136402	HEALTHY AGING PARTNERSHIP	1				1	100.0 %
136613	AGING TITLE III PROGRAMS	94				94	100.0 %
136615	ELDER ABUSE PREVENTION SFY13	125				125	100.0 %
136616	ELDER ABUSE PREVENTION SFY12	14,715				14,715	100.0 %
136647	KUPUNA CARE PROGRAM	29,557		29,354		202	0.7 %
136649	AGING & DISABILITY RESOURCE	2,153		2,153			0.0 %
146401	KUPUNA CARE PROGRAM SF14	1,083	5	1,083		5	0.5 %
146402	ELDER ABUSE PREVENTION SF14	2				2	100.0 %
146427	AGING TITLE III PROGRAMS	59,322	12,374	64,661	1,079	5,956	8.3 %
146428	CARE TRANSITIONS PROGRAM	184,391		1,229		183,162	99.3 %
146429	AGING & DISABILITY RESOURCE	49,594		(2,158)	9,000	42,752	86.2 %
146430	AGING TITLE III VOLUNTARY		10,357			10,357	100.0 %
146442	NSIP NUTRITION SVCS INCENTIVE		463	463			0.0 %
156401	KUPUNA CARE PROGRAM	138,701		137,823		878	0.6 %
156402	ELDER ABUSE PREVENTION SY15	22,675		795		21,880	96.5 %
156427	AGING TITLE III PRGS	208,085	15,096	189,397	18,297	15,487	6.9 %
156429	AGING & DISABILITY RESOURCE	530,843	384,296	275,637	2,036	637,467	69.7 %
156431	PRIVATE DONATION/MATSON	1,000				1,000	100.0 %
156433	VOLUNTARY CONTRIBUTIONS	20,000				20,000	100.0 %
156440	HEALTHY AGING PARTNERSHIP	172,648		(253)		172,901	100.1 %
156442	NSIP NUTRITION SVCS INCENTIVE	133,543	622	134,165			0.0 %
156443	HEALTHY AGING VOL CONTRIB	32,970	30,728	50,248		13,450	21.1 %

Back to Top

County of Maui
Statement of Appropriations and Expenditures
Grant Programs
Fiscal Year Ending 6/30/2016 - as of 3/31/2016

Index * Program ** Fund *** Department		Prior Year Encumbrance / Carryover	Amended Budget / Lapses	Year to Date Expended	Current Encumbrance 03/31/2016	Balance Available	% of Budget Available
166741	KUPUNA CARE PROGRAM		678,778	177,293	438,511	62,974	9.3 %
166769	AGING TITLE III PRGS		743,889	219,565	126,485	397,839	53.5 %
166770	KUPUNA CARE VOL CONTRIB		200			200	100.0 %
166772	NUTRITION SVCS INCENTIVE		102,044			102,044	100.0 %
186647	AGING EOA/DOH MA-KC-2008-09(A)	1				1	100.0 %
316	*** AGING STATE/FEDERAL/PVT GRANTS**	**1,820,923**	**1,978,852**	**1,281,455**	**595,598**	**1,922,722**	**50.6 %**
176640	TITLE V LOCAL DELINQNCY PRVTN	66,404				66,404	100.0 %
318	*** HUMAN CONCERNS STATE/FEDERAL**	**66,404**	**0**	**0**	**0**	**66,404**	**100.0 %**
116738	MSC LEISURE FY2011	40		40			0.0 %
116752	I&A OUTREACH AGING 00/01	597				597	100.0 %
126738	MSC LEISURE FY2012	50,374		19,886	8,289	22,199	44.1 %
136712	CONGREGATE MEALS TITLE III	30,254				30,254	100.0 %
136732	CONGREGATE MLS PVT DONATION	3		3			0.0 %
136738	LEISURE ACTIVITIES FY13	3,532				3,532	100.0 %
146405	LEISURE ACTIVITIES FY14	51,203				51,203	100.0 %
146420	CONGREGATE MEALS NSIP FY14	547	463	1,010			0.0 %
146424	HOME DELIVERED MEALS NSIP FY14	4		4			0.0 %
156405	LEISURE ACTIVITIES FY15	81,117		12,283		68,834	84.9 %
156409	CONGREGATE MEALS TITTLE III	623	39,361			39,983	100.0 %
156411	BANFIELD CHARITABLE TRUST	687		687			0.0 %
156420	CONGREGATE MEALS NSIP FY15	29,476	13,543	43,019			0.0 %
156421	HOME DELIVERED MEALS KUPUNA		(26,180)	(26,180)			0.0 %
156424	HOME DELIVERED MEALS NSIP FY15	41,983		41,983			0.0 %
156426	HOME DELIVERED MLS TITLE III	26,180		26,180			0.0 %
156441	RSVP RETIRED & SR VOL PRG	51,866	3,000	52,837		2,029	3.7 %
156445	A&B KOKUA GIVING CONTRIB	20,000		20,000			0.0 %
166738	MSC LEISURE ACTIVITY FY06	115		115			0.0 %
166757	A&B KOKUA GIVING CONTRIB		20,000			20,000	100.0 %
166758	ASSISTED TRANSPORT PVT		15,000	6,114		8,886	59.2 %
166759	CONGREGATE MEALS NSIP FY16		66,918			66,918	100.0 %
166760	CONGREGATE MLS PVT DONATION		130,000	54,087		75,913	58.4 %

County of Maui
Statement of Appropriations and Expenditures
Grant Programs
Fiscal Year Ending 6/30/2016 - as of 3/31/2016

Index * Program ** Fund *** Department	Prior Year Encumbrance / Carryover	Amended Budget / Lapses	Year to Date Expended	Current Encumbrance 03/31/2016	Balance Available	% of Budget Available
166761 HOME DELIVERED MEALS NSIP FY16		66,917			66,917	100.0 %
166762 HOME DEL MEALS PVT DONATION		80,000	38,198		41,802	52.3 %
166763 LEISURE ACTIVITIES FY16		121,602	11,062		110,540	90.9 %
166764 ASSIST TRANSPORT-KUPUNA		192,906	107,284		85,622	44.4 %
166765 CONGREGATE MEALS TITTLE III		135,276	133,550		1,726	1.3 %
166766 HOME DELIVERED MEALS KUPUNA		92,334			92,334	100.0 %
166767 HOME DELIVERED MLS TITLE III		132,000	121,888		10,112	7.7 %
166768 MATSON FOUNDATION CONTRIB		2,000			2,000	100.0 %
166771 RSVP RETIRED & SR VOL PRG		65,850	137		65,713	99.8 %
176738 MSC LEISURE ACTIVITY FY07	7,909		2,414		5,496	69.5 %
186751 ASSISTED TRANSPORTN SH POS08	42,166		8,395		33,771	80.1 %
325 * H/C SENIOR SERVICES DIVISION	**438,676**	**1,150,990**	**674,996**	**8,289**	**906,381**	**57.0 %**
Fund ** SPECIAL REVENUE FUND	**6,222,238**	**19,407,645**	**14,738,191**	**2,953,852**	**7,937,837**	**31.0 %**
Dept * Housing and Human Concerns**	**6,222,238**	**19,407,645**	**14,738,191**	**2,953,852**	**7,937,837**	**31.0 %**
Parks and Recreation						
116213 ST/HI WM STDM PA SYS SLH2010	145,000				145,000	100.0 %
126218 ST/HI NAHIKU COMMUNITY CENTER	250,000			250,000		0.0 %
146508 WAR MEMORIAL STADIUM	829,855				829,855	100.0 %
156503 MAKENA LIFEGUARD SERVICES	149,565		149,480	84	1	0.0 %
166795 PLAY & LEARN SESSIONS (PALS)		100,000	73,996		26,004	26.0 %
166820 MAKENA LIFEGUARD SERVICES		606,469	201,016		405,453	66.9 %
361 * PARKS STATE GRANTS	**1,374,420**	**706,469**	**424,492**	**250,084**	**1,406,313**	**67.6 %**
106209 PLYGRD EQUIP. ONE ALII PK-USDA	19,042				19,042	100.0 %
370 * RECREATION & SUPPORT SVCS PROG	**19,042**	**0**	**0**	**0**	**19,042**	**100.0 %**
Fund ** SPECIAL REVENUE FUND	**1,393,462**	**706,469**	**424,492**	**250,084**	**1,425,355**	**67.9 %**
Dept * Parks and Recreation**	**1,393,462**	**706,469**	**424,492**	**250,084**	**1,425,355**	**67.9 %**
Public Works						
166892 Complete Streets Training		10,000	1,976		8,024	80.2 %
430 * PUBLIC WORKS ADMIN PROGRAM	**0**	**10,000**	**1,976**	**0**	**8,024**	**80.2 %**

Back to Top

County of Maui
Statement of Appropriations and Expenditures
Grant Programs
Fiscal Year Ending 6/30/2016 - as of 3/31/2016

Index * Program ** Fund *** Department	Prior Year Encumbrance / Carryover	Amended Budget / Lapses	Year to Date Expended	Current Encumbrance 03/31/2016	Balance Available	% of Budget Available
116502 FHWA PROJS STATE REVIEWS	5,821	106,000	51,092		60,729	54.3 %
136661 BRIDGE INSPECTN NBIS(057)	12,960		(18,660)		31,620	244.0 %
146660 FHWA VARIOUS PROJECTS COUNTY	6,875	6,016			12,890	100.0 %
442 * DPW STATE/FEDERAL ENGINEERING	**25,656**	**112,016**	**32,432**	**0**	**105,239**	**76.4 %**
Fund ** SPECIAL REVENUE FUND	**25,656**	**122,016**	**34,408**	**0**	**113,263**	**76.7 %**
Dept * Public Works**	**25,656**	**122,016**	**34,408**	**0**	**113,263**	**76.7 %**
Transportation						
116278 FTA 5309 FFY 2010 BUS & FCILTS	973,045				973,045	100.0 %
126280 FTA RURAL TRNST ASSTNCE FFY12	15,808				15,808	100.0 %
136279 FTA#5309 FORMULA FUNDS PRG	1,951,895		116,208		1,835,687	94.0 %
136802 FTA5309 LIVABILITY PRG FY13	20,286				20,286	100.0 %
146800 FTA SEC5311 NON-URBANIZED AREA	595,843			595,843		0.0 %
146802 FTA RURAL TRNST ASST - RTAP	4,178		3,210		968	23.2 %
146804 FTA PLANNING PROGRAM 5305 (e)	38,662		30,944	7,718		0.0 %
166905 FTA SEC5311 FFY2013 GRANT		500,000		500,000		0.0 %
650 * TRANSPORTATION	**3,599,717**	**500,000**	**150,362**	**1,103,561**	**2,845,794**	**69.4 %**
Fund ** SPECIAL REVENUE FUND	**3,599,717**	**500,000**	**150,362**	**1,103,561**	**2,845,794**	**69.4 %**
Dept * Transportation**	**3,599,717**	**500,000**	**150,362**	**1,103,561**	**2,845,794**	**69.4 %**
Environmental Management						
136038 W MAUI RECYCLED WTR SYSTEM EXP	671,000				671,000	100.0 %
146906 HYATT/W MAUI RECYCLED WATER	501,237				501,237	100.0 %
146907 STARWOOD/W MAUI RECYCLED WATER	1,863,840				1,863,840	100.0 %
550 * WASTEWATER ADMIN PROGRAM	**3,036,077**	**0**	**0**	**0**	**3,036,077**	**100.0 %**
116851 GLASS RECOVERY DOH ASO#11-005	3,250				3,250	100.0 %
156854 DEP BEVERAGE CONTAINR DOH-MOL	11,824				11,824	100.0 %
156900 USED MOTOR OIL COLLECTION FY15	10,333		8,125		2,208	21.4 %
156907 GLASS RECOVERY PROGRAM	49,360				49,360	100.0 %
166709 ADVANCE GLASS DISPOSAL FEE		83,000		55,333	27,667	33.3 %
166710 ELECTRONIC DEVICE RECYCLING		50,000	16,250	33,750		0.0 %

County of Maui
Statement of Appropriations and Expenditures
Grant Programs
Fiscal Year Ending 6/30/2016 - as of 3/31/2016

Index * Program ** Fund *** Department	Prior Year Encumbrance / Carryover	Amended Budget / Lapses	Year to Date Expended	Current Encumbrance 03/31/2016	Balance Available	% of Budget Available
176886 USED OIL RECOVRY07 ASO06145#2	339				339	100.0 %
625 * SOLIDWASTE STATE FUNDS GLASS	75,106	133,000	24,375	89,083	94,648	45.5 %
Fund ** SPECIAL REVENUE FUND	3,111,183	133,000	24,375	89,083	3,130,725	96.5 %
Dept *** Environmental Management	3,111,183	133,000	24,375	89,083	3,130,725	96.5 %
Grand Total	24,919,930	29,567,465	22,144,141	7,359,026	24,984,220	45.9 %

Back to Top

III. Expenditures

III.C. Revolving / Special Programs

Back to Top

County of Maui
Statement of Appropriations and Expenditures
Revolving/Special Programs
Fiscal Year Ending 6/30/2016 - as of 3/31/2016

Index * Program ** Fund *** Department	Prior Year Encumbrance / Carryover	Amended Budget / Lapses	Year to Date Expended	Current Encumbrance 03/31/2016	Balance Available	% of Budget Available
Office of the Mayor						
101400 OPEN SPACE/NAT&CULT RSRC/SCENC	5,818,917				5,818,917	100.0 %
101402 EMERGENCY FUND	23,796,053				23,796,053	100.0 %
030 * OFFICE OF MAYOR ADMIN PROGRAM	**29,614,970**	**0**	**0**	**0**	**29,614,970**	**100.0 %**
101095 RECYCLING GRANT LOAN REVOLVING	127				127	100.0 %
101404 ECONOMIC DEVELOPMENT REVOLVING	20,000				20,000	100.0 %
101405 ECON DEV-UPTOWN SERVICE INC	200,000		30,000	170,000		0.0 %
101406 ECON DEV-MAUI INNOVTN GRP INC	175,000		160,000	15,000		0.0 %
101407 ECON DEV-HNu PHOTONICS, LLC	125,000		125,000			0.0 %
101408 ECON DEV-AUMAKUA HOLDINS, INC	250,000		195,000	55,000		0.0 %
101409 ECON DEV-SEA LINK OF HI INC	105,000		105,000			0.0 %
040 * MAYOR ADMIN ECONOMIC DEV PRGMS	**875,127**	**0**	**615,000**	**240,000**	**20,127**	**2.3 %**
Fund ** SPECIAL REVENUE FUND	**30,490,097**	**0**	**615,000**	**240,000**	**29,635,097**	**97.2 %**
Dept * Office of the Mayor**	**30,490,097**	**0**	**615,000**	**240,000**	**29,635,097**	**97.2 %**
Finance						
101002 POST-EMPLOYMENT BENEFITS-OPEB	229,831	14,930,000	14,930,000		229,831	1.5 %
170 * COUNTY WIDE COSTS PROGRAM	**229,831**	**14,930,000**	**14,930,000**	**0**	**229,831**	**1.5 %**
Fund ** SPECIAL REVENUE FUND	**229,831**	**14,930,000**	**14,930,000**	**0**	**229,831**	**1.5 %**
Dept * Finance**	**229,831**	**14,930,000**	**14,930,000**	**0**	**229,831**	**1.5 %**
Fire and Public Safety						
101063 FIRE HAZARD REMOVAL REVOLVING	3,394				3,394	100.0 %
230 * FIRE CONTROL TRAINING PROGRAM	**3,394**	**0**	**0**	**0**	**3,394**	**100.0 %**
101075 FIRE PLAN REVIEW FEES	719,785		47,666	2,698	669,421	93.0 %
101075A FIRE PLAN REVIEW FEES SALARIES		188,376	134,066		54,310	28.8 %
101075B FIRE PLAN REVIEW FEES OPERTN		83,500	24,034		59,467	71.2 %
101075C FIRE PLAN REVIEW FEES EQUIPMNT		150,000	4,218	107,512	38,270	25.5 %
250 * FIRE PREVENTION PROGRAM	**719,785**	**421,876**	**209,984**	**110,210**	**821,468**	**72.0 %**
Fund ** SPECIAL REVENUE FUND	**723,179**	**421,876**	**209,984**	**110,210**	**824,862**	**72.0 %**

Back to Top

County of Maui
Statement of Appropriations and Expenditures
Revolving/Special Programs
Fiscal Year Ending 6/30/2016 - as of 3/31/2016

Index * Program ** Fund *** Department	Prior Year Encumbrance / Carryover	Amended Budget / Lapses	Year to Date Expended	Current Encumbrance 03/31/2016	Balance Available	% of Budget Available
Dept * Fire and Public Safety**	**723,179**	**421,876**	**209,984**	**110,210**	**824,862**	**72.0 %**
Liquor Control						
101139 LIQUOR EDUCATION FUNDS	354,753	47,510	26,013		376,250	93.5 %
200 * LIQUOR CONTROL GENERAL PROG	**354,753**	**47,510**	**26,013**	**0**	**376,250**	**93.5 %**
Fund ** SPECIAL REVENUE FUND	**354,753**	**47,510**	**26,013**	**0**	**376,250**	**93.5 %**
Dept * Liquor Control**	**354,753**	**47,510**	**26,013**	**0**	**376,250**	**93.5 %**
Housing and Human Concerns						
101025 ANIMAL MANAGEMENT REVOLVING	162,537				162,537	100.0 %
300 * HSG & HUMAN CONCERNS ADM PROG	**162,537**	**0**	**0**	**0**	**162,537**	**100.0 %**
101001 AFFORDABLE HSG FUND-CW	11,392,137	8,614,773	11,192,833	948,025	7,866,051	39.3 %
101004 AFFORDABLE HSG FND-WEST MAUI	3,909,037				3,909,037	100.0 %
101013 AFFORDABLE HOUSING- KULAMALU	167,929	11,010,000	99,616	11,063,206	15,107	0.1 %
101017 KAUNOA SR SVCS LEISURE PRG RF	229,959	118,414	127,675	3,395	217,303	62.4 %
101021 AFFD'LE HSG-NA HALE O MAUI	780,000			780,000		0.0 %
101030 HOUSING SEC.8 CERTIFICATE	5,735				5,735	100.0 %
101055 HOUSING SEC.8 VOUCHER PROGRAM	17,755				17,755	100.0 %
101089 RENTAL HOUSING REVOLVING	52,775				52,775	100.0 %
310 * HOUSING PROGRAM	**16,555,327**	**19,743,187**	**11,420,124**	**12,794,626**	**12,083,763**	**33.3 %**
101246 MOLOKAI AG LOAN PROGRAM	281,838				281,838	100.0 %
320 * HUMAN CONCERNS PROGRAM	**281,838**	**0**	**0**	**0**	**281,838**	**100.0 %**
101026B ANIMAL ENFORCEMENT PRG OPR		150,000	112,500	37,500		0.0 %
101028B MOLOKAI HUMANE SOCIETY PRG		30,000			30,000	100.0 %
330 * ANIMAL MANAGMENT PROGRAM	**0**	**180,000**	**112,500**	**37,500**	**30,000**	**16.7 %**
Fund ** SPECIAL REVENUE FUND	**16,999,702**	**19,923,187**	**11,532,624**	**12,832,126**	**12,558,138**	**34.0 %**
951730 KOMOHANA HALE INVESTMENTS		33,524	33,524			0.0 %
310 * HOUSING PROGRAM	**0**	**33,524**	**33,524**	**0**	**0**	**0.0 %**
Fund ** ENTERPRISE FUND	**0**	**33,524**	**33,524**	**0**	**0**	**0.0 %**

County of Maui
Statement of Appropriations and Expenditures
Revolving/Special Programs
Fiscal Year Ending 6/30/2016 - as of 3/31/2016

Index * Program ** Fund *** Department	Prior Year Encumbrance / Carryover	Amended Budget / Lapses	Year to Date Expended	Current Encumbrance 03/31/2016	Balance Available	% of Budget Available
Dept * Housing and Human Concerns**	**16,999,702**	**19,956,711**	**11,566,148**	**12,832,126**	**12,558,138**	**34.0 %**
Parks and Recreation						
410906 LAHAINA PARKS ASSESSMENT		480,000	480,000			0.0 %
000 * Other expenditures category	**0**	**480,000**	**480,000**	**0**	**0**	**0.0 %**
101401 OCEAN RECREATIONAL ACTIVITY	388,616	65,400	25,598	6,000	422,418	93.0 %
340 * PARKS & REC ADMIN PROG	**388,616**	**65,400**	**25,598**	**6,000**	**422,418**	**93.0 %**
101113 HWY BEAUT CWD/TREE TRIM PROG	1,069,085	1,231,595	325,689	32,490	1,942,502	84.4 %
350 * PARK MAINTENANCE PROGRAM	**1,069,085**	**1,231,595**	**325,689**	**32,490**	**1,942,502**	**84.4 %**
Fund ** SPECIAL REVENUE FUND	**1,457,701**	**1,776,995**	**831,287**	**38,490**	**2,364,920**	**73.1 %**
Dept * Parks and Recreation**	**1,457,701**	**1,776,995**	**831,287**	**38,490**	**2,364,920**	**73.1 %**
Public Works						
101303 PLAN REVIEW REVOLVING LUCA	4,785,694		214,514	21,466	4,549,714	95.1 %
101303A PLAN REVIEW REVOLVING SAL		743,454	413,777		329,677	44.3 %
101303B PLAN REVIEW REVOLVING OP		629,237	188,599	33,257	407,381	64.7 %
101303C PLAN REVIEW REVOLVING EQ		81,000			81,000	100.0 %
101311 SUBDIVISION CONSTRN REVOLVING	399,463			59,738	339,725	85.0 %
101311A SUBDIV CONSTRN REV'G SALARIES		6,000			6,000	100.0 %
101311B SUBDIV CONSTRN REV'G OPERATION		4,000			4,000	100.0 %
460 * DEVELOPMENT SERVICES ADMINSTRN	**5,185,157**	**1,463,691**	**816,890**	**114,461**	**5,717,497**	**86.0 %**
Fund ** SPECIAL REVENUE FUND	**5,185,157**	**1,463,691**	**816,890**	**114,461**	**5,717,497**	**86.0 %**
Dept * Public Works**	**5,185,157**	**1,463,691**	**816,890**	**114,461**	**5,717,497**	**86.0 %**
Environmental Management						
101190B COMMUNITY WORK DAY - PROVISO		181,500	127,500	42,500	11,500	6.3 %
101191B TEENS ON CALL PAIA BY PASS		10,000			10,000	100.0 %
101255A HWY BEAUT-ABAND VEH REV'G SAL		102,085	69,854		32,231	31.6 %
101255B HWY BEAUT-ABAND VEH REV'G OPR		773,205	308,855	325,796	138,554	17.9 %
542 * ENV PROTECTION & SUBSTAINABILI	**0**	**1,066,790**	**506,209**	**368,296**	**192,285**	**18.0 %**
101253 NASKA PUMP STATION	1,619				1,619	100.0 %

Back to Top

County of Maui
Statement of Appropriations and Expenditures
Revolving/Special Programs
Fiscal Year Ending 6/30/2016 - as of 3/31/2016

Index * Program ** Fund *** Department	Prior Year Encumbrance / Carryover	Amended Budget / Lapses	Year to Date Expended	Current Encumbrance 03/31/2016	Balance Available	% of Budget Available
550 * WASTEWATER ADMIN PROGRAM	**1,619**	**0**	**0**	**0**	**1,619**	**100.0 %**
101160 HWY BEAUT-ABAND VEH PRGG	95,810		59,102	40	36,669	38.3 %
101162 COMMUNITY WORK DAY - PROVISO	17,000		17,000			0.0 %
602 * SOLIDWASTE OPERATIONS	**112,810**	**0**	**76,102**	**40**	**36,669**	**32.5 %**
101117 COMMUNITY WORK DAY - PROVISO	70				70	100.0 %
101150 HWY BEAUT-ABAND VEH PROG	43,462	(406)	1,016	42,040		0.0 %
640 * ABANDONED VEH/SCRAP METAL PRGR	**43,532**	**(406)**	**1,016**	**42,040**	**70**	**0.2 %**
Fund ** SPECIAL REVENUE FUND	**157,961**	**1,066,384**	**583,327**	**410,376**	**230,643**	**18.8 %**
Dept * Environmental Management**	**157,961**	**1,066,384**	**583,327**	**410,376**	**230,643**	**18.8 %**
Grand Total	**55,598,381**	**39,663,167**	**29,578,649**	**13,745,663**	**51,937,238**	**54.5 %**

IV. Capital Improvement Program by District

IV. Capital Improvements Program by District

Back to Top

County of Maui
Statement of Appropriations and Expenditures
Capital Improvement Program by District
Fiscal Year Ending 6/30/2016 - as of 3/31/2016

01	Hana Index * Activity ** Program *** District	Prior Year Encumbrance / Carryover	Amended Budget / Lapses	Year to Date Expended	Current Encumbrance 03/31/2016	Balance Available	% of Budget Available
324200	NAHIKU COMMUNITY CENTER	114,121			114,121		0.0 %
92090	*** NAHIKU COMMUNITY CENTER**	**114,121**	**0**	**0**	**114,121**	**0**	**0.0 %**
903	**** Government Facilities**	**114,121**	**0**	**0**	**114,121**	**0**	**0.0 %**
331101	NAHIKU COMMUNITY CENTER	279,266			279,266		0.0 %
93001	*** NAHIKU COMMUNITY CENTER**	**279,266**	**0**	**0**	**279,266**	**0**	**0.0 %**
345301	HELENE HALL IMPROVEMENTS	163,719	(1,083)	13,135	149,500		0.0 %
94001	*** HELENE HALL IMPROVEMENT**	**163,719**	**(1,083)**	**13,135**	**149,500**	**0**	**0.0 %**
345302	NAHIKU COMMUNITY CENTER	475,786			475,786		0.0 %
94002	*** NAHIKU COMMUNITY CENTER**	**475,786**	**0**	**0**	**475,786**	**0**	**0.0 %**
345391	HANA BALLFIELD	177,942		177,827	115		0.0 %
94106	*** HANA BALLFIELD**	**177,942**	**0**	**177,827**	**115**	**0**	**0.0 %**
356401	HANA-KEANAE-KAILUA PARKS	155,548		66,920	88,627		0.0 %
95001	*** HANA-KEANAE-KAILUA PRKS SYSTEM**	**155,548**	**0**	**66,920**	**88,627**	**0**	**0.0 %**
356402	PA'ANI MAI PARK IMPROVM	281,424	(29,840)	29,434	222,150		0.0 %
95002	*** PA'ANI MAI PARK IMPROVEMENTS**	**281,424**	**(29,840)**	**29,434**	**222,150**	**0**	**0.0 %**
367101	HANA-KEANAE-KAILUA PARKS		446,250	8,123	12,117	426,009	95.5 %
96001	*** HANA-KEA-KAILUA PARKS SYSTEM**	**0**	**446,250**	**8,123**	**12,117**	**426,009**	**95.5 %**
904	**** Parks and Recreation**	**1,533,685**	**415,327**	**295,439**	**1,227,561**	**426,009**	**21.9 %**
531060	HANA SOURCE IMPVMENTS-WAKIU WL	21,692			21,692		0.0 %
91053	*** Hana source improvements**	**21,692**	**0**	**0**	**21,692**	**0**	**0.0 %**
582130	HANA SOURCE IMPROVEMENTS	6,375		3,153	3,221		0.0 %
92073	*** HANA SOURCE IMPROVEMENTS**	**6,375**	**0**	**3,153**	**3,221**	**0**	**0.0 %**

Back to Top

County of Maui
Statement of Appropriations and Expenditures
Capital Improvement Program by District
Fiscal Year Ending 6/30/2016 - as of 3/31/2016

01	Hana Index * Activity ** Program *** District	Prior Year Encumbrance / Carryover	Amended Budget / Lapses	Year to Date Expended	Current Encumbrance 03/31/2016	Balance Available	% of Budget Available
533110	WAKIU WELL REPLCMT DEVLPT PROJ	824,834	(244,225)	573,952	6,656		0.0 %
93074	*** WAKIU WELL REPLACEMENT DEVT**	**824,834**	**(244,225)**	**573,952**	**6,656**	**0**	**0.0 %**
905	**** WATER SUPPLY**	**852,901**	**(244,225)**	**577,105**	**31,569**	**0**	**0.0 %**
317003	HANA DISTRICT RD RESURFACING	33,486			33,486		0.0 %
91000	*** FY 2001 CIP projects**	**33,486**	**0**	**0**	**33,486**	**0**	**0.0 %**
317200	KAHOLOPOO BRIDGE REPLACEMNT	74,263		3,102	71,162		0.0 %
91068	*** Kaholopoo bridge replacement**	**74,263**	**0**	**3,102**	**71,162**	**0**	**0.0 %**
317201	PAPAHAWAHAWA BRIDGE REPLACMNT	4			4		0.0 %
91069	*** Papahawahawa bridge replacmnt**	**4**	**0**	**0**	**4**	**0**	**0.0 %**
317501	PAPAHAWAHAWA BRIDGE RPLCMNT	1,594,061				1,594,061	100.0 %
317505	WAIOHONU BRIDGE REPL BR0900(68	666,492			43,933	622,559	93.4 %
91099	*** State/Fed/Private FY2001/2011**	**2,260,553**	**0**	**0**	**43,933**	**2,216,620**	**98.1 %**
327500	KAHOOLOPOO BRDGE RPL BR090078	380,540		53,739	59,553	267,248	70.2 %
92099	*** State/Fed/Private FY2002/2012**	**380,540**	**0**	**53,739**	**59,553**	**267,248**	**70.2 %**
367117	KALEPA ROCK FALL ASSESSMENT		150,000			150,000	100.0 %
96017	*** KALEPA ROCK FALL ASSESSMENT**	**0**	**150,000**	**0**	**0**	**150,000**	**100.0 %**
367281	KEANAE RD SAFETY IMPROVEMENTS		109,400			109,400	100.0 %
96081	*** KEANAE RD SAFETY IMPROVEMENTS**	**0**	**109,400**	**0**	**0**	**109,400**	**100.0 %**
907	**** Roads**	**2,748,846**	**259,400**	**56,841**	**208,138**	**2,743,268**	**91.2 %**
356477	HANA LF MAKAI BERM WASTE	748,750		107,866	640,884		0.0 %
95077	*** HANA LF MAKAI BERM WST REMOVAL**	**748,750**	**0**	**107,866**	**640,884**	**0**	**0.0 %**
367166	HANA LF MAKAI BERM WASTE		250,000	500	150,994	98,506	39.4 %

County of Maui
Statement of Appropriations and Expenditures
Capital Improvement Program by District
Fiscal Year Ending 6/30/2016 - as of 3/31/2016

01	Hana Index * Activity ** Program *** District	Prior Year Encumbrance / Carryover	Amended Budget / Lapses	Year to Date Expended	Current Encumbrance 03/31/2016	Balance Available	% of Budget Available
96066	* HANA LANDFILL MAKAI BERM WR	0	250,000	500	150,994	98,506	39.4 %
908	** Solid Waste Facilities	748,750	250,000	108,366	791,878	98,506	9.9 %
District *** Hana		5,998,303	680,502	1,037,751	2,373,267	3,267,783	48.9 %

Back to Top

County of Maui
Statement of Appropriations and Expenditures
Capital Improvement Program by District
Fiscal Year Ending 6/30/2016 - as of 3/31/2016

02	Paia-Haiku Index * Activity ** Program *** District	Prior Year Encumbrance / Carryover	Amended Budget / Lapses	Year to Date Expended	Current Encumbrance 03/31/2016	Balance Available	% of Budget Available
321201	HAIKU ROAD DRAINAGE IMPROVMNTS	37,254		37,254			0.0 %
321212	HAIKU RD DRAINAGE IMPROVEMNT	1,885,875		607,517	1,278,358		0.0 %
92029	*** HAIKU ROAD DRAINAGE IMPRVMNTS**	**1,923,129**	**0**	**644,771**	**1,278,358**	**0**	**0.0 %**
901	**** Drainage**	**1,923,129**	**0**	**644,771**	**1,278,358**	**0**	**0.0 %**
356403	KAUNOA F/O EXPANSION/RE	117,630		4,289	113,342		0.0 %
95003	*** KAUNOA F/O EXPANSION/RENOVATN**	**117,630**	**0**	**4,289**	**113,342**	**0**	**0.0 %**
383010	HAIKU FIRE STATION	52,103		10,118	41,985		0.0 %
98003	*** Haiku fire station**	**52,103**	**0**	**10,118**	**41,985**	**0**	**0.0 %**
393201	HAIKU FIRE STATION	129,977			129,977		0.0 %
99044	*** HAIKU FIRE STATION**	**129,977**	**0**	**0**	**129,977**	**0**	**0.0 %**
903	**** Government Facilities**	**299,710**	**0**	**14,407**	**285,304**	**0**	**0.0 %**
367102	PAIA-HAIKU PARKS SYSTEM		450,000	4,255	46,223	399,522	88.8 %
96002	*** PAIA-HAIKU PARKS SYSTEM**	**0**	**450,000**	**4,255**	**46,223**	**399,522**	**88.8 %**
904	**** Parks and Recreation**	**0**	**450,000**	**4,255**	**46,223**	**399,522**	**88.8 %**
522820	PAIA-HAIKU DISTRIBUTN SYS IMPR	7,557			7,557		0.0 %
92081	*** PAIA-HAIKU DISTRIBUTN SYS IMPR**	**7,557**	**0**	**0**	**7,557**	**0**	**0.0 %**
533120	PAIA-KUAU WATER SYST IMPRV PRJ	438,285		438,284			0.0 %
93075	*** PAIA-KUAU WATER SYSTEM IMP**	**438,285**	**0**	**438,284**	**0**	**0**	**0.0 %**
905	**** WATER SUPPLY**	**445,842**	**0**	**438,284**	**7,557**	**0**	**0.0 %**
317035	BALDWIN AVE BIKEWAY/GREENWAY	105,380		7,788	97,593		0.0 %
91016	*** Baldwin ave bway/greenway**	**105,380**	**0**	**7,788**	**97,593**	**0**	**0.0 %**
345239	KALIALINUI BRIDGE IMPROVEMENT	469,226		469,226			0.0 %

County of Maui
Statement of Appropriations and Expenditures
Capital Improvement Program by District
Fiscal Year Ending 6/30/2016 - as of 3/31/2016

02	Paia-Haiku Index * Activity ** Program *** District	Prior Year Encumbrance / Carryover	Amended Budget / Lapses	Year to Date Expended	Current Encumbrance 03/31/2016	Balance Available	% of Budget Available
345288	KALIALINUI BRIDGE IMPROVEMENT	204,729		20,080	144,518	40,132	19.6 %
94039	*** KALIALINUI BRIDGE IMPROVEMENT**	**673,955**	**0**	**489,306**	**144,518**	**40,132**	**6.0 %**
356426	PAIA SCHOOL SAFE ROUTES	149,503	(136,617)	3,334	9,552		0.0 %
95026	*** PAIA SCHOOL SAFE ROUTES - SCH**	**149,503**	**(136,617)**	**3,334**	**9,552**	**0**	**0.0 %**
356770	BRIDGE INSPECTION PROGRAM	306,500				306,500	100.0 %
95099	*** State/Fed/PVT FY95-05-15**	**306,500**	**0**	**0**	**0**	**306,500**	**100.0 %**
367235	NORTH SHORE GREENWAY		12,056	6,088	4,177	1,791	14.9 %
96035	*** NORTH SHORE GREENWAY**	**0**	**12,056**	**6,088**	**4,177**	**1,791**	**14.9 %**
907	**** Roads**	**1,235,338**	**(124,561)**	**506,516**	**255,840**	**348,423**	**31.4 %**
331159	PAIA FORCE MAIN REPLACEMENT	79,093		79,093			0.0 %
93059	*** PAIA FORCE MAIN REPLACEMENT**	**79,093**	**0**	**79,093**	**0**	**0**	**0.0 %**
356480	PAIA WWPS FM REPLACEMENT	5,100,000	(3,249,833)	1,691,184	158,983		0.0 %
95080	*** PAIA WWPS FM REPLACEMENT**	**5,100,000**	**(3,249,833)**	**1,691,184**	**158,983**	**0**	**0.0 %**
909	**** Wastewater Facilities**	**5,179,093**	**(3,249,833)**	**1,770,277**	**158,983**	**0**	**0.0 %**
District * Paia-Haiku**		**9,083,112**	**(2,924,394)**	**3,378,510**	**2,032,265**	**747,945**	**12.1 %**

Back to Top

County of Maui
Statement of Appropriations and Expenditures
Capital Improvement Program by District
Fiscal Year Ending 6/30/2016 - as of 3/31/2016

03	Makawao-Pukalani-Kula Index * Activity ** Program *** District	Prior Year Encumbrance / Carryover	Amended Budget / Lapses	Year to Date Expended	Current Encumbrance 03/31/2016	Balance Available	% of Budget Available
536110	OMAOPIO WATER TANK		2,500,000		2,500,000		0.0 %
96099	*** State/FED/PVT FY96 FY06 FY16**	**0**	**2,500,000**	**0**	**2,500,000**	**0**	**0.0 %**
788	**** DWS SPECIAL REVENUE GRANT**	**0**	**2,500,000**	**0**	**2,500,000**	**0**	**0.0 %**
356404	MAKAWAO MUNI PARK'G LOT	200,000	(7,309)		192,691		0.0 %
95004	*** MAKAWAO MUNI PARK'G LOT LIGHTS**	**200,000**	**(7,309)**	**0**	**192,691**	**0**	**0.0 %**
903	**** Government Facilities**	**200,000**	**(7,309)**	**0**	**192,691**	**0**	**0.0 %**
356405	MAKAWAO-HAIKU-PAIA PARKS	224,475		156,398	68,076		0.0 %
95005	*** MAKAWAO-HAIKU-PAIA PRKS SYSTEM**	**224,475**	**0**	**156,398**	**68,076**	**0**	**0.0 %**
356406	PUK-KULA-ULUPALAKUA PARKS	236,987	(800)	108,677	127,510		0.0 %
95006	*** PUKA-KULA-ULUPALAKUA PARKS**	**236,987**	**(800)**	**108,677**	**127,510**	**0**	**0.0 %**
356407	UPCOUNTRY SKATE PARK	75,000			75,000		0.0 %
95007	*** UPCOUNTRY SKATE PARK**	**75,000**	**0**	**0**	**75,000**	**0**	**0.0 %**
356408	MAYOR E TAM BALLFLD LIGHTS	520,241	(208,086)	312,155			0.0 %
95008	*** MAYOR E TAM BALLFLD LIGHTING**	**520,241**	**(208,086)**	**312,155**	**0**	**0**	**0.0 %**
367103	MAK-PUK-KULA ULU PARKS		435,000	8,559	59,225	367,217	84.4 %
96003	*** MAKAWAO-PUK-K-U PARKS SYSTEM**	**0**	**435,000**	**8,559**	**59,225**	**367,217**	**84.4 %**
904	**** Parks and Recreation**	**1,056,703**	**226,114**	**585,789**	**329,811**	**367,217**	**28.6 %**
520590	DROUGHT EMERGENCY PROJECT	4,245			4,245		0.0 %
70022	*** DROUGHT**	**4,245**	**0**	**0**	**4,245**	**0**	**0.0 %**
541160	KAMAOLE TANK REPLACE-DESIGN	8,888			8,888		0.0 %
541170	PHASE 10 PUMP UPGRADES-DESIGN	68,655		17,332	51,323		0.0 %
91058	*** Mak/Puk/Kula distrbtn sys impr**	**77,543**	**0**	**17,332**	**60,211**	**0**	**0.0 %**

County of Maui
Statement of Appropriations and Expenditures
Capital Improvement Program by District
Fiscal Year Ending 6/30/2016 - as of 3/31/2016

03	Makawao-Pukalani-Kula Index * Activity ** Program *** District	Prior Year Encumbrance / Carryover	Amended Budget / Lapses	Year to Date Expended	Current Encumbrance 03/31/2016	Balance Available	% of Budget Available
522830	MAK-PUK-KULA DISTRI SYS IMPROV	28,858	(28,858)				-
92082	*** MAK/PUK/KULA DISTRBUTION SYS I**	**28,858**	**(28,858)**	**0**	**0**	**0**	**- -**
522840	MAK-PUK-KULA TRTMNT PLNT IMPRV	21,743	(21,743)				-
92083	*** MAK/PUK/KULA TREATMNT PLNT IMP**	**21,743**	**(21,743)**	**0**	**0**	**0**	**- -**
502020	KAMAOLE TANK REPLACEMENT	1,768,415		1,264,038	504,377		0.0 %
92088	*** KAMAOLE TANK REPLACEMENT**	**1,768,415**	**0**	**1,264,038**	**504,377**	**0**	**0.0 %**
533130	HALIIMAILE TANK REPLACMENT	605,347		605,347			0.0 %
93076	*** HALIIMALE TANK REPLACEMENT**	**605,347**	**0**	**605,347**	**0**	**0**	**0.0 %**
533140	PIIHOLO WTP ORG CARB REDUCTN			(13,482)		13,482	-
93077	*** PIIHOLO WTR TREATMENT PLAN**	**0**	**0**	**(13,482)**	**0**	**13,482**	**- -**
523510	MAK-PUK-KULA DIST SYST IMPRV	1,556,128	(180,920)	1,280,016	95,192		0.0 %
93084	*** MAKA/PUKA/KULA DISTRIBUTION**	**1,556,128**	**(180,920)**	**1,280,016**	**95,192**	**0**	**0.0 %**
534110	PHASE 6 BOOSTER PUMP UPGRADES	4,000,000		997,841	3,002,159		0.0 %
94082	*** PHASE 6 BOOSTER PUMP UPGRADES**	**4,000,000**	**0**	**997,841**	**3,002,159**	**0**	**0.0 %**
534120	KULA 200 #1 TANK REPLACEMENT	749,330		673,570	75,761		0.0 %
94083	*** KULA 200 #1 TANK REPLACEMENT**	**749,330**	**0**	**673,570**	**75,761**	**0**	**0.0 %**
524750	MAK-PUK-KULA DIST SYST IMPRV	123,194		76,372	46,822		0.0 %
94090	*** MAKA-PUKA-KULA DIST SYSTEM IMP**	**123,194**	**0**	**76,372**	**46,822**	**0**	**0.0 %**
526010	UPCOUNTRY FIRE PROTECTION		1,500,000	29,547	80,994	1,389,459	92.6 %
96075	*** UPCOUNTRY FIRE PROTECTION**	**0**	**1,500,000**	**29,547**	**80,994**	**1,389,459**	**92.6 %**
526020	SOURCE,TRANSMISSION&STORAGE		2,425,317			2,425,317	100.0 %
96076	*** SOURCE,TRANSMISSION&STORAGE**	**0**	**2,425,317**	**0**	**0**	**2,425,317**	**100.0 %**

Back to Top

County of Maui
Statement of Appropriations and Expenditures
Capital Improvement Program by District
Fiscal Year Ending 6/30/2016 - as of 3/31/2016

03	Makawao-Pukalani-Kula Index * Activity ** Program *** District	Prior Year Encumbrance / Carryover	Amended Budget / Lapses	Year to Date Expended	Current Encumbrance 03/31/2016	Balance Available	% of Budget Available
905	**** WATER SUPPLY**	**8,934,803**	**3,693,796**	**4,930,581**	**3,869,761**	**3,828,258**	**30.3 %**
317025	HALIIMAILE ROAD RESRFCNG	67,770	(65,897)	1,873			0.0 %
91008	*** Hmaile/Makani/Makwao rd rsrfcg**	**67,770**	**(65,897)**	**1,873**	**0**	**0**	**0.0 %**
327503	HALIIMAILE RD IMPROVEMENTS	862,048				862,048	100.0 %
327504	MAKANI RD RESURFACING/HALEAKAL	875,947				875,947	100.0 %
327508	PUKALANI STREET PAVEMENT	22,934				22,934	100.0 %
92099	*** State/Fed/Private FY2002/2012**	**1,760,929**	**0**	**0**	**0**	**1,760,929**	**100.0 %**
331140	OLD HALEAKALA HWY SIDEWALK	998,000			998,000		0.0 %
337503	HALIIMAILE RD IMPRVMNT PHASE2	15,563		440		15,123	97.2 %
93099	*** State/Fed/Private FY2003/2013**	**1,013,563**	**0**	**440**	**998,000**	**15,123**	**1.5 %**
345211	HALEAKALA HWY INTERSECT IMPR	38,921		38,921			0.0 %
345274	HALEAKALA HWY INTERSECT IMPR	37,271		12,810	24,461		0.0 %
94040	*** HALEAKALA HWY INTERSEC/MAKAWAO**	**76,192**	**0**	**51,731**	**24,461**	**0**	**0.0 %**
345241	OLD HALEAKALA HWY SIDEWALK	8,556		8,556			0.0 %
345286	OLD HALEAKALA HWY	57,802			57,802		0.0 %
94041	*** OLD HALEAKALA HWY SIDEWALK**	**66,358**	**0**	**8,556**	**57,802**	**0**	**0.0 %**
345214	OLD HALEAKALA/MAKANI RD IMPRO	5,306		5,306			0.0 %
94042	*** OLD HALEAKALA/MAKANI RD IMPROV**	**5,306**	**0**	**5,306**	**0**	**0**	**0.0 %**
345403	BALDWIN AVE RESURFACING	473,049		273,678	199,371	1	0.0 %
345410	HALEAKALA HWY INTERSEC IMPR		1,250,000			1,250,000	100.0 %
94099	*** State/Fed/Private FY94/04/2014**	**473,049**	**1,250,000**	**273,678**	**199,371**	**1,250,001**	**72.5 %**
356223	KOKOMO RD PAVEMENT RECON	46,388			46,388		0.0 %
356238	KOKOMO RD PAVEMENT RECON	236,288		236,288			0.0 %
95038	*** KOKOMO RD PAVEMENT RECONSTRCTN**	**282,676**	**0**	**236,288**	**46,388**	**0**	**0.0 %**

County of Maui
Statement of Appropriations and Expenditures
Capital Improvement Program by District
Fiscal Year Ending 6/30/2016 - as of 3/31/2016

03	Makawao-Pukalani-Kula Index * Activity ** Program *** District	Prior Year Encumbrance / Carryover	Amended Budget / Lapses	Year to Date Expended	Current Encumbrance 03/31/2016	Balance Available	% of Budget Available
356239	OLD HALEAKALA HWY/MAKANI	662		662			0.0 %
95092	*** OLD HALEAKALA HWY/MAKONI RD**	**662**	**0**	**662**	**0**	**0**	**0.0 %**
356740	KOKOMO RD PAVEMENT RECON	1,722,781		1,321,483	401,298		0.0 %
356780	OLD HALEAKALA HWY PVMNT REHAB	4,174,005	(139,969)			4,034,036	100.0 %
95099	*** State/Fed/PVT FY95-05-15**	**5,896,786**	**(139,969)**	**1,321,483**	**401,298**	**4,034,036**	**70.1 %**
367010	MAK/MAKANI ROAD IMPROVEMENTS	312,404			312,404		0.0 %
96000	*** FY2006/1996 CIP Projects**	**312,404**	**0**	**0**	**312,404**	**0**	**0.0 %**
367118	HALEAKALA HWY INTER IMP		500,000			500,000	100.0 %
96018	*** HALEAKALA HWY @ MAKAWAO AVE**	**0**	**500,000**	**0**	**0**	**500,000**	**100.0 %**
367238	BALDWIN AVE RESURF PH2		8,191	7,587		604	7.4 %
96038	*** BALDWIN AVE RESURF PH2**	**0**	**8,191**	**7,587**	**0**	**604**	**7.4 %**
367239	KOKOMO RD/MAKAWAO PAVEMNT		6,198	2,552		3,646	58.8 %
96039	*** KOKOMO RD/MAKAWAO PAVEMNT PH2**	**0**	**6,198**	**2,552**	**0**	**3,646**	**58.8 %**
367153	HALEAKALA HWY INTERSEC		1,000,000			1,000,000	100.0 %
96053	*** HALEAKALA HWY INTER IMPRVMNT**	**0**	**1,000,000**	**0**	**0**	**1,000,000**	**100.0 %**
367283	OLD HALEAKALA HWY RECONSTRUCTN		230			230	100.0 %
96083	*** OLD HALEAKALA HWY RECONSTRUCTN**	**0**	**230**	**0**	**0**	**230**	**100.0 %**
397052	POLIPOLI ROAD DRAINAGE IMPRVTS	53,148	(50,398)	2,750			0.0 %
99097	*** Polipoli road drainage imprvmt**	**53,148**	**(50,398)**	**2,750**	**0**	**0**	**0.0 %**
907	**** Roads**	**10,008,843**	**2,508,355**	**1,912,906**	**2,039,724**	**8,564,569**	**68.4 %**
367167	MAKANI CLOSED LF REMEDIATIN		300,000	30,530	21,788	247,682	82.6 %
96067	*** MAKANI CLOSED LDF REMEDIATION**	**0**	**300,000**	**30,530**	**21,788**	**247,682**	**82.6 %**

Back to Top

County of Maui
Statement of Appropriations and Expenditures
Capital Improvement Program by District
Fiscal Year Ending 6/30/2016 - as of 3/31/2016

03	Makawao-Pukalani-Kula Index * Activity ** Program *** District	Prior Year Encumbrance / Carryover	Amended Budget / Lapses	Year to Date Expended	Current Encumbrance 03/31/2016	Balance Available	% of Budget Available
908	** Solid Waste Facilities	0	300,000	30,530	21,788	247,682	82.6 %
District *** Makawao-Pukalani-Kula		20,200,349	9,220,956	7,459,806	8,953,775	13,007,726	44.2 %

County of Maui
Statement of Appropriations and Expenditures
Capital Improvement Program by District
Fiscal Year Ending 6/30/2016 - as of 3/31/2016

04	Wailuku-Kahului Index * Activity ** Program *** District	Prior Year Encumbrance / Carryover	Amended Budget / Lapses	Year to Date Expended	Current Encumbrance 03/31/2016	Balance Available	% of Budget Available
371200	IAO STREAM IMPROVEMENTS	147,737			147,737		0.0 %
97063	*** IAO STREAM IMPROVEMENTS**	**147,737**	**0**	**0**	**147,737**	**0**	**0.0 %**
901	**** Drainage**	**147,737**	**0**	**0**	**147,737**	**0**	**0.0 %**
345312	WAILUKU UNION CHCH/ADDL PARK	4,369		3,736	633		0.0 %
94012	*** WAILUKU UNION CHURCH/CO PARK'G**	**4,369**	**0**	**3,736**	**633**	**0**	**0.0 %**
902	**** Other Projects**	**4,369**	**0**	**3,736**	**633**	**0**	**0.0 %**
331243	REAL PROPERTY AT WAIKAPU	12,585		10,569	2,016		0.0 %
93089	*** REAL PROPERTY AT WAIKAPU**	**12,585**	**0**	**10,569**	**2,016**	**0**	**0.0 %**
345306	KALANA/MAUI PARK'G LOT RESURF	188,735			188,735		0.0 %
94006	*** KALANA O MAUI PRKG LOT RESURFG**	**188,735**	**0**	**0**	**188,735**	**0**	**0.0 %**
345307	KALANA PAKUI REROOFING	250,000		250,000			0.0 %
94007	*** KALANA PAKUI RE-ROOFING**	**250,000**	**0**	**250,000**	**0**	**0**	**0.0 %**
345308	AIR CONDITION CHILLER REPLCT	98,041		79,775	18,266		0.0 %
94008	*** AIR CONDITIONING CHILLER REPLC**	**98,041**	**0**	**79,775**	**18,266**	**0**	**0.0 %**
345364	LIQUOR DEPT OFFICE IMPROVEMENT	982	(747)	234			0.0 %
94064	*** LIQUOR DEPT OFFICE IMPROVEMENT**	**982**	**(747)**	**234**	**0**	**0**	**0.0 %**
356409	MARKET ST PLAZA IMPROVEMENT	345,130	(30,919)	1,500	312,711		0.0 %
95009	*** MARKET ST PLAZA IMPROVEMENTS**	**345,130**	**(30,919)**	**1,500**	**312,711**	**0**	**0.0 %**
356293	COUNTY SERVICE CENTER	1,632,809			1,632,809		0.0 %
95093	*** COUNTY SERVICE CENTER**	**1,632,809**	**0**	**0**	**1,632,809**	**0**	**0.0 %**
367104	WAILUKU REDEV'T MUNI PRKG LOT		7,460,304			7,460,304	100.0 %
96004	*** WAI REDEV MUNI PRK'G LOT EXP**	**0**	**7,460,304**	**0**	**0**	**7,460,304**	**100.0 %**

Back to Top

County of Maui
Statement of Appropriations and Expenditures
Capital Improvement Program by District
Fiscal Year Ending 6/30/2016 - as of 3/31/2016

04	Wailuku-Kahului Index * Activity ** Program *** District	Prior Year Encumbrance / Carryover	Amended Budget / Lapses	Year to Date Expended	Current Encumbrance 03/31/2016	Balance Available	% of Budget Available
367280	2154 KAOHU ST PROPERTY		1,214,840	1,214,840			0.0 %
96080	*** 2154 KAOHU STREET**	**0**	**1,214,840**	**1,214,840**	**0**	**0**	**0.0 %**
903	**** Government Facilities**	**2,528,282**	**8,643,478**	**1,556,918**	**2,154,537**	**7,460,304**	**66.8 %**
345310	WAR MEMORIAL CIVIC COMPLEX	149,529		100,830	48,699		0.0 %
94010	*** WAR MEMORIAL CIVIC COMPLEX**	**149,529**	**0**	**100,830**	**48,699**	**0**	**0.0 %**
345311	WM COMPLEX PAVING IMPROVEMENTS	24,432			24,432		0.0 %
94011	*** WM COMPLEX PAVING IMPROVEMENTS**	**24,432**	**0**	**0**	**24,432**	**0**	**0.0 %**
345216	WAILUKU GYM IMPROVEMENTS	4,938		4,938			0.0 %
345245	WAILUKU GYM IMPROVEMENTS	398,520		349,561	48,959		0.0 %
94045	*** WAILUKU GYM IMPROVEMENTS**	**403,458**	**0**	**354,499**	**48,959**	**0**	**0.0 %**
356410	KAHULUI PARKS SYSTEM	321,591	(6,892)	60,701	253,999		0.0 %
95010	*** KAHULUI PARKS SYSTEM**	**321,591**	**(6,892)**	**60,701**	**253,999**	**0**	**0.0 %**
356411	KANAHA BEACH PRK MSTR PLAN	250,000	(45)	124,351	125,604		0.0 %
95011	*** KANAHA BEACH PARK MASTER PLAN**	**250,000**	**(45)**	**124,351**	**125,604**	**0**	**0.0 %**
356412	WAILUKU GYM IMPROVEMENTS	275,000	(211,971)	11,600	51,428		0.0 %
95012	*** WAILUKU GYM IMPROVEMENTS**	**275,000**	**(211,971)**	**11,600**	**51,428**	**0**	**0.0 %**
356413	WAIL-WAIH-WAIK PARKS SYS	343,811		281,881	61,930		0.0 %
95013	*** WAILUKU-WAIHEE-WAIKAPU PARKS**	**343,811**	**0**	**281,881**	**61,930**	**0**	**0.0 %**
356414	NEW KAHULUI COM'TY CENTER	400,000	(400,000)				-
95014	*** NEW KAHULUI COM'TY CENTER**	**400,000**	**(400,000)**	**0**	**0**	**0**	**- -**
356415	CENTRAL MAUI REGIONAL PARK	150,000	(150,000)				-
95015	*** CENTRAL MAUI REGIONAL PARK**	**150,000**	**(150,000)**	**0**	**0**	**0**	**- -**

County of Maui
Statement of Appropriations and Expenditures
Capital Improvement Program by District
Fiscal Year Ending 6/30/2016 - as of 3/31/2016

04	Wailuku-Kahului Index * Activity ** Program *** District	Prior Year Encumbrance / Carryover	Amended Budget / Lapses	Year to Date Expended	Current Encumbrance 03/31/2016	Balance Available	% of Budget Available
356461	WAIKAPU COM'TY CTR EXP	63,980		43,342	20,638		0.0 %
95061	*** WAIKAPU COM'TY CTR EXPANSION**	**63,980**	**0**	**43,342**	**20,638**	**0**	**0.0 %**
367105	CENTRAL MAUI PARKS SYSTEM		600,000	9,021	162,424	428,555	71.4 %
96005	*** CENTRL MAUI PARKS SYSTEM**	**0**	**600,000**	**9,021**	**162,424**	**428,555**	**71.4 %**
367106	KEPANIWAI HERITAGE GARDENS		100,000			100,000	100.0 %
96006	*** KEPANIWAI HERITAGE GARDENS**	**0**	**100,000**	**0**	**0**	**100,000**	**100.0 %**
904	**** Parks and Recreation**	**2,381,801**	**(68,908)**	**986,225**	**798,113**	**528,555**	**22.9 %**
543000	IAO SOURCE DEV WAIKAPU WELL	1,480		1,480			0.0 %
70021	*** IAO AQUIFER**	**1,480**	**0**	**1,480**	**0**	**0**	**0.0 %**
501030	KAHULUI TANK II - CONSTRUCTION	1,750,000			1,750,000		0.0 %
91024	*** Wai-kah distr system imprvmnts**	**1,750,000**	**0**	**0**	**1,750,000**	**0**	**0.0 %**
542310	WAILUKU-KAHULUI SOURCE IMPRVMT	72,247	(72,247)				-
92077	*** WAI/KAH SOURCE IMPROVEMENTS**	**72,247**	**(72,247)**	**0**	**0**	**0**	**- -**
523520	WAI-KAH SOURCE IMPROVEMENTS	213,324			213,324		0.0 %
93085	*** WAILUKU-KAHULUI SOURCE IMPROV**	**213,324**	**0**	**0**	**213,324**	**0**	**0.0 %**
523530	WAI-KAH DIST SYSTEM IMPROVEMTS	795,152		734,126	61,026		0.0 %
93086	*** WAILUKU-KAHULUI DISTRIBUTION**	**795,152**	**0**	**734,126**	**61,026**	**0**	**0.0 %**
524760	WAI-KAH DIST SYSTEM IMPROVMTS	33,429		33,429			0.0 %
94091	*** WAILUKU KAHULUI DIST SYSTEM IM**	**33,429**	**0**	**33,429**	**0**	**0**	**0.0 %**
536100	IAO WATER TREATMENT FAC REPLCM		15,000,000			15,000,000	100.0 %
96072	*** IAO WTR TREATMENT FAC REPLCMNT**	**0**	**15,000,000**	**0**	**0**	**15,000,000**	**100.0 %**
549380	IAO SOURCE DEVELOPMENT	22,360		22,360			0.0 %

Back to Top

County of Maui
Statement of Appropriations and Expenditures
Capital Improvement Program by District
Fiscal Year Ending 6/30/2016 - as of 3/31/2016

04	Wailuku-Kahului Index * Activity ** Program *** District	Prior Year Encumbrance / Carryover	Amended Budget / Lapses	Year to Date Expended	Current Encumbrance 03/31/2016	Balance Available	% of Budget Available
99087	*** IAO SRC/WAIALE-KIHEI PMP/WAIKA**	**22,360**	**0**	**22,360**	**0**	**0**	**0.0 %**
905	**** WATER SUPPLY**	**2,887,992**	**14,927,753**	**791,395**	**2,024,350**	**15,000,000**	**84.2 %**
317504	KAM/HINA AVE TRAFFIC SIGNAL	383,123				383,123	100.0 %
91099	*** State/Fed/Private FY2001/2011**	**383,123**	**0**	**0**	**0**	**383,123**	**100.0 %**
327030	LONO AVENUE IMPROVEMENTS	26,986			26,986		0.0 %
92018	*** LONO AVENUE IMPROVEMENTS**	**26,986**	**0**	**0**	**26,986**	**0**	**0.0 %**
327501	KAHEKILI HWAY PAVMENT/REHAB	881,599				881,599	100.0 %
327507	LONO AVE PAVEMENT REHABILITATI	132,502			108,162	24,340	18.4 %
92099	*** State/Fed/Private FY2002/2012**	**1,014,101**	**0**	**0**	**108,162**	**905,939**	**89.3 %**
331122	KAM AVE/HINA PVTMNT REHAB	144,423			144,423		0.0 %
93022	*** KAMEHAMEHA/HINA PAVEMENT**	**144,423**	**0**	**0**	**144,423**	**0**	**0.0 %**
331124	WAKEA PVMNT KAAHUMANU/PUUNENE	66,229			66,229		0.0 %
93024	*** WAKEA/KAAHUMANU/PUUNENE PVMNT**	**66,229**	**0**	**0**	**66,229**	**0**	**0.0 %**
331125	KAMEHAMEHA AVE AT KANE ST	19,540			19,540		0.0 %
93025	*** KAMEHAMEHA AT KANE STREET**	**19,540**	**0**	**0**	**19,540**	**0**	**0.0 %**
331242	MILL STREET RETAINING WALL	430,882		430,882			0.0 %
93042	*** MILL STREET RETAINING WALL**	**430,882**	**0**	**430,882**	**0**	**0**	**0.0 %**
337504	KAMEHAMEHA AVE PAVEMENT REHAB	1,522,325			577,690	944,634	62.1 %
337505	KAMEHAMEHA TRFC SIGNAL @ KANE	167,226			78,159	89,067	53.3 %
337515	WAKEA AVE PAVEMENT REHAB	1,060,906			246,775	814,131	76.7 %
93099	*** State/Fed/Private FY2003/2013**	**2,750,457**	**0**	**0**	**902,624**	**1,847,832**	**67.2 %**
345326	WAKEA/KAMEHAMEHA AVE TRAFFIC	35,379			35,379		0.0 %

County of Maui
Statement of Appropriations and Expenditures
Capital Improvement Program by District
Fiscal Year Ending 6/30/2016 - as of 3/31/2016

04	Wailuku-Kahului Index * Activity ** Program *** District	Prior Year Encumbrance / Carryover	Amended Budget / Lapses	Year to Date Expended	Current Encumbrance 03/31/2016	Balance Available	% of Budget Available
94026	*** WAKEA/KAMEHAMEHA TRAFFIC SIGN**	**35,379**	**0**	**0**	**35,379**	**0**	**0.0 %**
345327	ONEHEE AVE BIKE PLAN IMPROVE	40,000		40,000			0.0 %
94027	*** ONEHEE AVE BIKE PLAN IMPROVEME**	**40,000**	**0**	**40,000**	**0**	**0**	**0.0 %**
345328	IAO SCHOOL PEDESTRIAN IMPRVT	250,000		250,000			0.0 %
94028	*** IAO SCH PEDESTRIAN IMPROVEMENT**	**250,000**	**0**	**250,000**	**0**	**0**	**0.0 %**
345247	PAPA AVE PAVEMENT REHABILITATI	453,572		279,507	174,064		0.0 %
94047	*** PAPA AVE PAVEMENT REHAB/PUUNEN**	**453,572**	**0**	**279,507**	**174,064**	**0**	**0.0 %**
345248	WAIALE RD SHOULDER IMPROVEMENT	101,600		30,520	71,080		0.0 %
94048	*** WAIALE RD SHOULDER IMPROVEMENT**	**101,600**	**0**	**30,520**	**71,080**	**0**	**0.0 %**
345249	WAKEA AVE TRAFFIC SIGNALS	4,250			4,250		0.0 %
345293	WAKEA AVE TRAFFIC SIGNALS	48,271		45,508	2,763		0.0 %
94049	*** WAKEA AVE TRAFFIC SIGNALS/HINA**	**52,521**	**0**	**45,508**	**7,013**	**0**	**0.0 %**
345250	WAKEA AVE/WELLS PAVEMENT REHAB	68,894		23,695	45,199		0.0 %
94050	*** WAKEA/WELLS ST PAVEMENT REHAB**	**68,894**	**0**	**23,695**	**45,199**	**0**	**0.0 %**
345401	WAKEA AVE/WELLS ST PAVEMENT RE	442,883		94,780	275,574	72,529	16.4 %
345402	WAKEA AVE at HINA TRAFFIC	241,885		182,031	29,319	30,534	12.6 %
347520	PAPA AVE PAVEMENT REHABILITATI	694,742			692,913	1,828	0.3 %
94099	*** State/Fed/Private FY94/04/2014**	**1,379,510**	**0**	**276,811**	**997,806**	**104,891**	**7.6 %**
356428	WAIKO RD IMPROVEMENTS	400,000	(400,000)				-
95028	*** WAIKO ROAD IMPROVEMENTS**	**400,000**	**(400,000)**	**0**	**0**	**0**	**- -**
356225	HANSEN ROAD IMPROVEMENT	446,484		338,712	107,772		0.0 %
356242	HANSEN ROAD IMPROVEMENT	371,750		371,750			0.0 %
95042	*** HANSEN ROAD IMPROVEMENTS**	**818,234**	**0**	**710,462**	**107,772**	**0**	**0.0 %**

Back to Top

County of Maui
Statement of Appropriations and Expenditures
Capital Improvement Program by District
Fiscal Year Ending 6/30/2016 - as of 3/31/2016

04	Wailuku-Kahului Index * Activity ** Program *** District	Prior Year Encumbrance / Carryover	Amended Budget / Lapses	Year to Date Expended	Current Encumbrance 03/31/2016	Balance Available	% of Budget Available
356244	KAHAKULOA STREAM BRIDGE	508,933		33,185	475,748		0.0 %
95044	*** KAHAKULOA STREAM BRIDGE**	**508,933**	**0**	**33,185**	**475,748**	**0**	**0.0 %**
356245	WAIALE ROAD EXTENSION	400,000			400,000		0.0 %
95045	*** WAIALE ROAD EXTENSION**	**400,000**	**0**	**0**	**400,000**	**0**	**0.0 %**
356246	WAIEHU STREAM BRIDGE REPAIR	500,000			500,000		0.0 %
95046	*** WAIEHU STREAM BRIDGE REPAIR**	**500,000**	**0**	**0**	**500,000**	**0**	**0.0 %**
356700	HANSEN RD PAVEMENT RECONS	2,165,753	139,969	2,076,657	89,096	139,969	6.1 %
356720	LONO AVE PAVEMENT REHAB PH2	187,270			187,270		0.0 %
95099	*** State/Fed/PVT FY95-05-15**	**2,353,023**	**139,969**	**2,076,657**	**276,366**	**139,969**	**5.6 %**
367119	KAMEHAMEHA AVE @ MAUI LANI		1,400,000			1,400,000	100.0 %
96019	*** KAMEHAMEHA AVE @ MAUI LANI**	**0**	**1,400,000**	**0**	**0**	**1,400,000**	**100.0 %**
367120	LOWER MAIN ST RESURFACING		150,000			150,000	100.0 %
96020	*** LOWER MAIN ST RESURFACING**	**0**	**150,000**	**0**	**0**	**150,000**	**100.0 %**
367129	CENTRAL MAUI BIKE/PEDESTRIAN		150,000			150,000	100.0 %
96029	*** CENTRAL MAUI BIKE & PEDESTRIAN**	**0**	**150,000**	**0**	**0**	**150,000**	**100.0 %**
367242	KUIKAHI DR PAVEMENT REHAB		1,253	679		574	45.8 %
96042	*** KUIKAHI DRIVE PAVEMENT REHAB**	**0**	**1,253**	**679**	**0**	**574**	**45.8 %**
907	**** Roads**	**12,197,407**	**1,441,222**	**4,197,906**	**4,358,391**	**5,082,328**	**37.3 %**
331152	CENTRAL MAUI LANDFILL (CML)	33,248		30,971	2,277		0.0 %
93052	*** CRTL MAUI LANDFILL IMPROVEMNTS**	**33,248**	**0**	**30,971**	**2,277**	**0**	**0.0 %**
356213	CENTRAL MAUI LF PH VI-A	230,945		2,040	228,905		0.0 %
356247	CENTRAL MAUI LF PH VI-A	8,435		8,435			0.0 %

County of Maui
Statement of Appropriations and Expenditures
Capital Improvement Program by District
Fiscal Year Ending 6/30/2016 - as of 3/31/2016

04	Wailuku-Kahului Index * Activity ** Program *** District	Prior Year Encumbrance / Carryover	Amended Budget / Lapses	Year to Date Expended	Current Encumbrance 03/31/2016	Balance Available	% of Budget Available
95047	*** CENTRAL MAUI LANDFILL PH VI-A**	**239,380**	**0**	**10,475**	**228,905**	**0**	**0.0 %**
356478	C MAUI LANDFILL IMPRVMT	1,022,260	(8,585)	660,761	352,914		0.0 %
95078	*** CENTRAL MAUI LF IMPROVEMENTS**	**1,022,260**	**(8,585)**	**660,761**	**352,914**	**0**	**0.0 %**
367168	WAIKAPU CLOSED LF REMEDIATIN		300,000	76,920		223,080	74.4 %
96068	*** WAIKAPU CLOSED LF REMEDIATION**	**0**	**300,000**	**76,920**	**0**	**223,080**	**74.4 %**
908	**** Solid Waste Facilities**	**1,294,888**	**291,415**	**779,127**	**584,096**	**223,080**	**14.1 %**
329007	MALUHIA BEACH LOTS SWR SYSTEM	25,040		1,351	23,689		0.0 %
92044	*** MALUHIA BEACH LOTS SWR SYSTM**	**25,040**	**0**	**1,351**	**23,689**	**0**	**0.0 %**
331162	WAILUKU/KAH WWRF SHORELINE	435,680		435,680			0.0 %
93062	*** WAILUKU/KAHULUI WWRF SHORELINE**	**435,680**	**0**	**435,680**	**0**	**0**	**0.0 %**
345368	HAWAIIAN HOMES FM REPLACEMENT	70,019		70,019			0.0 %
94068	*** HAWAIIAN HOMES FM REPLACEMENT**	**70,019**	**0**	**70,019**	**0**	**0**	**0.0 %**
345369	HOO HUI ANA FM REPLACEMENT	627,100			627,100		0.0 %
94069	*** HOO HUI ANA FM REPLACEMENT**	**627,100**	**0**	**0**	**627,100**	**0**	**0.0 %**
345370	MALUHIA BEACH LO	848,400		497,750	350,650		0.0 %
94070	*** MALUHIA BEACH LOTS SEWER SYSTE**	**848,400**	**0**	**497,750**	**350,650**	**0**	**0.0 %**
345371	WAIEHU WW PUMP STN MODIFICATIO	1,981,363		1,132,167	849,196		0.0 %
94071	*** WAIEHU WW PUMP STN MODIFICATIO**	**1,981,363**	**0**	**1,132,167**	**849,196**	**0**	**0.0 %**
356463	EPA CONSENT DECREE SEWER REHAB	491,880	(62)	182,377	309,441		0.0 %
95063	*** EPA CONSENT DECREE SEWER REHAB**	**491,880**	**(62)**	**182,377**	**309,441**	**0**	**0.0 %**
356481	WAIEHU WWPS FM REPLACEMENT	1,300,000	(462,590)		837,410		0.0 %

Back to Top

County of Maui
Statement of Appropriations and Expenditures
Capital Improvement Program by District
Fiscal Year Ending 6/30/2016 - as of 3/31/2016

04	Wailuku-Kahului Index * Activity ** Program *** District	Prior Year Encumbrance / Carryover	Amended Budget / Lapses	Year to Date Expended	Current Encumbrance 03/31/2016	Balance Available	% of Budget Available
95081	*** WAIEHU WWPS FM REPLACEMENT**	**1,300,000**	**(462,590)**	**0**	**837,410**	**0**	**0.0 %**
367155	EPA CONSENT DECREE SEWER REHAB		750,000		109,166	640,834	85.4 %
96055	*** EPA CONSENT DECREE SEWER REHAB**	**0**	**750,000**	**0**	**109,166**	**640,834**	**85.4 %**
367171	HAWAIIAN HOMES FM REPLCMNT		2,240,000			2,240,000	100.0 %
96071	*** HAWAIIAN HOMES FM REPLACEMENT**	**0**	**2,240,000**	**0**	**0**	**2,240,000**	**100.0 %**
367179	WAI-KAH WW RECL FAC FM		4,841,700			4,841,700	100.0 %
96079	*** WAI-KAH WW RECL FAC FILTER MOD**	**0**	**4,841,700**	**0**	**0**	**4,841,700**	**100.0 %**
909	**** Wastewater Facilities**	**5,779,482**	**7,369,048**	**2,319,344**	**3,106,652**	**7,722,534**	**58.7 %**
District	***** Wailuku-Kahului**	**27,221,958**	**32,604,008**	**10,634,651**	**13,174,509**	**36,016,801**	**60.2 %**

County of Maui
Statement of Appropriations and Expenditures
Capital Improvement Program by District
Fiscal Year Ending 6/30/2016 - as of 3/31/2016

05	Kihei-Makena Index * Activity ** Program *** District	Prior Year Encumbrance / Carryover	Amended Budget / Lapses	Year to Date Expended	Current Encumbrance 03/31/2016	Balance Available	% of Budget Available
331244	HAUOLI ST DRAINAGE IMPRVMNT	1,499,997		1,308,527	191,470		0.0 %
93044	*** HAUOLI ST DRAINAGE IMPROVEMNT**	**1,499,997**	**0**	**1,308,527**	**191,470**	**0**	**0.0 %**
357010	KIHEI DRAINAGE MASTER PLAN	19,556		17,000	2,556		0.0 %
95000	*** FY2005/1995 CIP projects**	**19,556**	**0**	**17,000**	**2,556**	**0**	**0.0 %**
367243	S KIHEI RD CULVERT REPLCMNT		3,800	3,800			0.0 %
96043	*** S KIHEI RD CULVERT REPLC/WAIAK**	**0**	**3,800**	**3,800**	**0**	**0**	**0.0 %**
391001	HAUOLI ST DRAINAGE IMPROVMNTS	46,240			46,240		0.0 %
99028	*** HAUOLI ST DRAINAGE IMPROVMNTS**	**46,240**	**0**	**0**	**46,240**	**0**	**0.0 %**
901	**** Drainage**	**1,565,793**	**3,800**	**1,329,327**	**240,266**	**0**	**0.0 %**
331253	KIHEI POLICE STATION	86,392			86,392		0.0 %
93093	*** KIHEI POLICE STATION**	**86,392**	**0**	**0**	**86,392**	**0**	**0.0 %**
345313	DMVL KIHEI SATELLITE OFF EXP	4,824			4,824		0.0 %
94013	*** DMVL KIHEI SATELLITE OFFICE EX**	**4,824**	**0**	**0**	**4,824**	**0**	**0.0 %**
383200	KIHEI POLICE STATION	75,650			75,650		0.0 %
98072	*** Kihei police station**	**75,650**	**0**	**0**	**75,650**	**0**	**0.0 %**
903	**** Government Facilities**	**166,866**	**0**	**0**	**166,866**	**0**	**0.0 %**
331156	S MAUI COMMUNITY PARK	100,462		100,462			0.0 %
93056	*** SO MAUI COMMUNITY PARK**	**100,462**	**0**	**100,462**	**0**	**0**	**0.0 %**
345314	KENOLIO BLDG RENOVATION	5,704	(5,704)				-
94014	*** KENOLIO BUILDING RENOVATION**	**5,704**	**(5,704)**	**0**	**0**	**0**	**- -**
356416	SOUTH MAUI PARKS SYSTEM	619,304		453,225	166,079		0.0 %
95016	*** SOUTH MAUI PARKS SYSTEM**	**619,304**	**0**	**453,225**	**166,079**	**0**	**0.0 %**

Back to Top

County of Maui
Statement of Appropriations and Expenditures
Capital Improvement Program by District
Fiscal Year Ending 6/30/2016 - as of 3/31/2016

05	Kihei-Makena Index * Activity ** Program *** District	Prior Year Encumbrance / Carryover	Amended Budget / Lapses	Year to Date Expended	Current Encumbrance 03/31/2016	Balance Available	% of Budget Available
356227	SO MAUI COMMUNITY PARK	438,635		157,207	281,429		0.0 %
356248	SO MAUI COMMUNITY PARK	11,208		11,208			0.0 %
95048	*** SOUTH MAUI COMMUNITY PARK**	**449,843**	**0**	**168,415**	**281,429**	**0**	**0.0 %**
367107	SOUTH MAUI PARKS SYSTEM		885,000	7,823	734,415	142,762	16.1 %
96007	*** SOUTH MAUI PARKS SYSTEM**	**0**	**885,000**	**7,823**	**734,415**	**142,762**	**16.1 %**
367108	WAIPUILANI PARK IRRIGATION		800,000	11,000	155,000	634,000	79.2 %
96008	*** WAIPUILANI PARK IRRIGATION**	**0**	**800,000**	**11,000**	**155,000**	**634,000**	**79.2 %**
904	**** Parks and Recreation**	**1,175,313**	**1,679,296**	**740,925**	**1,336,923**	**776,762**	**27.2 %**
521540	BOOSTER PMP/MTR	30,335		5,513	24,822		0.0 %
91065	*** Kihei-Makena distrbtn sys impr**	**30,335**	**0**	**5,513**	**24,822**	**0**	**0.0 %**
533150	MAUI MEADOWS BOOST PUMP 18 IMP	1,100,000		229,999	870,001		0.0 %
93079	*** MAUI MEADOWS BOOSTER PUMP #8**	**1,100,000**	**0**	**229,999**	**870,001**	**0**	**0.0 %**
905	**** WATER SUPPLY**	**1,130,335**	**0**	**235,512**	**894,823**	**0**	**0.0 %**
317030	KULANIHAKOI BRIDGE REPLACEMNT	231,667		38,171	193,495		0.0 %
91011	*** Kulanihakoi bridge replcmnt**	**231,667**	**0**	**38,171**	**193,495**	**0**	**0.0 %**
327036	KIHEI GREENWAY IMPROVEMNTS	75,104		75,104			0.0 %
92026	*** KIHEI GREENWAY IMPROVEMENTS**	**75,104**	**0**	**75,104**	**0**	**0**	**0.0 %**
331127	S KIHEI RD PAVEMENT REHAB	26,100			26,100		0.0 %
93027	*** SO KIHEI RD PVMNT REHAB**	**26,100**	**0**	**0**	**26,100**	**0**	**0.0 %**
331129	S KIHEI RD TRAFFIC SIGNAL MOD	18,015	(995)	17,020			0.0 %
93029	*** SO KIHEI RD TRAFFIC SIGNAL**	**18,015**	**(995)**	**17,020**	**0**	**0**	**0.0 %**
345330	SO KIHEI SIDEWALK/BOAT RAMP/KI	249,232		205,419	43,812		0.0 %

County of Maui
Statement of Appropriations and Expenditures
Capital Improvement Program by District
Fiscal Year Ending 6/30/2016 - as of 3/31/2016

05	Kihei-Makena Index * Activity ** Program *** District	Prior Year Encumbrance / Carryover	Amended Budget / Lapses	Year to Date Expended	Current Encumbrance 03/31/2016	Balance Available	% of Budget Available
94030	*** S KIHEI SIDEWK/BOAT RAMP/KILOH**	**249,232**	**0**	**205,419**	**43,812**	**0**	**0.0 %**
345331	NORTH SO COLLECTOR RD/NAMAUU	238,140		69,370	168,770		0.0 %
94031	*** NORTH SOUTH COLLECTOR ROAD**	**238,140**	**0**	**69,370**	**168,770**	**0**	**0.0 %**
345400	SO KIHEI RD PAVEMENT REHAB	144,866			144,866		0.0 %
347501	KIHEI BIKEWAY-PIILANI NORTH	381,890		(15,241)		397,131	104.0 %
94099	*** State/Fed/Private FY94/04/2014**	**526,756**	**0**	**(15,241)**	**144,866**	**397,131**	**75.4 %**
356215	WAILEA ALANUI/IKE DR PAVEMENT	1,036,671		450,161	586,510		0.0 %
356249	WAILEA ALANUI/IKE DR PAVEMENT	429,342		429,342			0.0 %
95049	*** WAILEA ALANUI/IKE DR PVMNT IM**	**1,466,013**	**0**	**879,503**	**586,510**	**0**	**0.0 %**
356760	WAILEA ALANUI/IKE DR PAVEMENT	5,346,413		4,815,367	531,046		0.0 %
95099	*** State/Fed/PVT FY95-05-15**	**5,346,413**	**0**	**4,815,367**	**531,046**	**0**	**0.0 %**
367121	S KIHEI RD IMPRV PH 4		100,000		36,388	63,612	63.6 %
96021	*** S KIHEI RD IMPRV PHASE IV**	**0**	**100,000**	**0**	**36,388**	**63,612**	**63.6 %**
367130	KIHEI BIKEWAY PH2		353,469	14,688	323,648	15,133	4.3 %
96030	*** KIHEI BIKEWAY, PH2**	**0**	**353,469**	**14,688**	**323,648**	**15,133**	**4.3 %**
367184	S MAUI REGIONAL TRAFFIC		340,000			340,000	100.0 %
96084	*** S MAUI REGIONAL TRAFFIC MP**	**0**	**340,000**	**0**	**0**	**340,000**	**100.0 %**
367577	NORTH SO COLLECTOR RD		246,378			246,378	100.0 %
367579	KIHEI BIKEWAY PHASE 2		46,531	310		46,221	99.3 %
369501	KIHEI BIKEWAY PHASE 2		2,872,170		2,872,170		0.0 %
96099	*** State/FED/PVT FY96 FY06 FY16**	**0**	**3,165,079**	**310**	**2,872,170**	**292,599**	**9.2 %**
907	**** Roads**	**8,177,440**	**3,957,553**	**6,099,711**	**4,926,805**	**1,108,475**	**9.1 %**
329010	KIHEI FORCE MAIN#10 REPLMNT	30,814		30,814			0.0 %

Back to Top

County of Maui
Statement of Appropriations and Expenditures
Capital Improvement Program by District
Fiscal Year Ending 6/30/2016 - as of 3/31/2016

05	Kihei-Makena Index * Activity ** Program *** District	Prior Year Encumbrance / Carryover	Amended Budget / Lapses	Year to Date Expended	Current Encumbrance 03/31/2016	Balance Available	% of Budget Available
92047	*** KIHEI FORCE MAIN#10 REPLACEMNT**	**30,814**	**0**	**30,814**	**0**	**0**	**0.0 %**
331164	S MAUI RECYCLED WTR DIST SYS	55,635	(28,800)	26,835			0.0 %
93064	*** SO MAUI RECYCLED WTR DISTRIBUT**	**55,635**	**(28,800)**	**26,835**	**0**	**0**	**0.0 %**
345372	KIHEI FM #16 REPLACEMENT	479,849		93,373	386,476		0.0 %
94072	*** KIHEI FM #16 REPLACEMENT**	**479,849**	**0**	**93,373**	**386,476**	**0**	**0.0 %**
345387	KIHEI WWPS #10 FM REPLACEMENT	1,403,840		1,373,472	30,368		0.0 %
94087	*** KIHEI WW PUMP #10 FM REPLACEME**	**1,403,840**	**0**	**1,373,472**	**30,368**	**0**	**0.0 %**
356464	LILOA DR RECYCLED WATER	100,000		45,300	54,700		0.0 %
95064	*** LILOA DR RECYCLED WATER LINE**	**100,000**	**0**	**45,300**	**54,700**	**0**	**0.0 %**
356465	SO MAUI RECYCLED WATER	300,000		54,980	245,020		0.0 %
95065	*** SO MAUI RECYCLED WATER SYSTEM**	**300,000**	**0**	**54,980**	**245,020**	**0**	**0.0 %**
356482	S MAUI RECYCLED WTR DIST SYS	79,740	(30)	61,084	18,626		0.0 %
95082	*** SO MAUI RECYCLED WATER DISTRIB**	**79,740**	**(30)**	**61,084**	**18,626**	**0**	**0.0 %**
367173	KIHEI #16 PS REHAB/FM REPLC		4,400,000			4,400,000	100.0 %
96073	*** KIHEI #16 PS REHAB/FM REPLCMNT**	**0**	**4,400,000**	**0**	**0**	**4,400,000**	**100.0 %**
909	**** Wastewater Facilities**	**2,449,878**	**4,371,170**	**1,685,858**	**735,190**	**4,400,000**	**64.5 %**
District	***** Kihei-Makena**	**14,665,625**	**10,011,819**	**10,091,333**	**8,300,873**	**6,285,237**	**25.5 %**

County of Maui
Statement of Appropriations and Expenditures
Capital Improvement Program by District
Fiscal Year Ending 6/30/2016 - as of 3/31/2016

06	West Maui Index * Activity ** Program *** District	Prior Year Encumbrance / Carryover	Amended Budget / Lapses	Year to Date Expended	Current Encumbrance 03/31/2016	Balance Available	% of Budget Available
301200	LAHAINA WATERSHD FLOOD CONTRL	137,348			137,348		0.0 %
90149	*** Lahaina watershed flood contrl**	**137,348**	**0**	**0**	**137,348**	**0**	**0.0 %**
317506	LAHAINA WATERSHED PROJ DIVERSI	67,665			54,745	12,919	19.1 %
91099	*** State/Fed/Private FY2001/2011**	**67,665**	**0**	**0**	**54,745**	**12,919**	**19.1 %**
321213	LAHAINA WATERSHED FLOOD CTRL	325,972		57,491	268,482		0.0 %
92033	*** LAHAINA WATERSHED FLOOD CONTRL**	**325,972**	**0**	**57,491**	**268,482**	**0**	**0.0 %**
331247	LAHAINA WATERSHED FLD CONTROL	31,275			31,275		0.0 %
93047	*** LAHAINA WATERSHED FLD CONTROL**	**31,275**	**0**	**0**	**31,275**	**0**	**0.0 %**
337506	LAH WATERSHED PROJ DIV PH 3A	823,742			421,588	402,153	48.8 %
93099	*** State/Fed/Private FY2003/2013**	**823,742**	**0**	**0**	**421,588**	**402,153**	**48.8 %**
345212	LAHAINA WATERSHED FLOOD CTRL	3,387		3,387			0.0 %
345276	LAHAINA WATERSHED FLOOD CTRL	6,993		6,937	56		0.0 %
94054	*** LAHAINA WATERSHED FLOOD CNTRL**	**10,380**	**0**	**10,324**	**56**	**0**	**0.0 %**
356216	LAHAINA WATERSHED FLD CTRL	216,315			216,315		0.0 %
356250	LAHAINA WATERSHED FLD CTRL	2,100		2,100			0.0 %
95050	*** LAHAINA WATERSHED FLD CONTROL**	**218,415**	**0**	**2,100**	**216,315**	**0**	**0.0 %**
356217	L HONOAPIILANI RD RETAINING	262,474		222,112	40,362		0.0 %
95051	*** L HONOAPIILANI RD RET'G W&DRAI**	**262,474**	**0**	**222,112**	**40,362**	**0**	**0.0 %**
356229	NAPILI 4/5 CULVERT	226,965		82,460	144,505		0.0 %
356252	NAPILI 4/5 CULVERT	73,035		73,035			0.0 %
95052	*** NAPILI 4/5 CULVERT/L HONO RD**	**300,000**	**0**	**155,495**	**144,505**	**0**	**0.0 %**
901	**** Drainage**	**2,177,271**	**0**	**447,522**	**1,314,676**	**415,072**	**19.1 %**
331109	WAHIKULI BCH PARK PAVILION	13,411			13,411		0.0 %

Back to Top

County of Maui
Statement of Appropriations and Expenditures
Capital Improvement Program by District
Fiscal Year Ending 6/30/2016 - as of 3/31/2016

06	West Maui Index * Activity ** Program *** District	Prior Year Encumbrance / Carryover	Amended Budget / Lapses	Year to Date Expended	Current Encumbrance 03/31/2016	Balance Available	% of Budget Available
93009	*** WAHIKULI BEACH PARK PAVILION**	**13,411**	**0**	**0**	**13,411**	**0**	**0.0 %**
345315	LAHAINA CIVIC CENTER	166,126		166,126			0.0 %
94015	*** LAHAINA CIVIC CTR IMPROVEMENTS**	**166,126**	**0**	**166,126**	**0**	**0**	**0.0 %**
345365	LAHAINA REC CTR BALLFLD LITES	177,600	(177,600)				-
94065	*** LAHAINA REC CTR BALLFIELD LTS**	**177,600**	**(177,600)**	**0**	**0**	**0**	**- -**
345103	LAHAINA CC TENNIS COMPLEX	288,707		288,707			0.0 %
94103	*** LAHAINA CC TENNIS COMPLEX**	**288,707**	**0**	**288,707**	**0**	**0**	**0.0 %**
345207	MOKUHINIA ECOSYSTEM/RESTORATN	40,404		40,404			0.0 %
345266	MOKUHINIA ECOSYSTEM/RESTORATN	132,411			132,411		0.0 %
94107	*** MOKUHINIA ECOSYSTEM/RESTORATN**	**172,815**	**0**	**40,404**	**132,411**	**0**	**0.0 %**
356462	WEST MAUI PARKS SYSTEM	800,000		322,340	477,660		0.0 %
95062	*** WEST MAUI PARKS SYSTEM**	**800,000**	**0**	**322,340**	**477,660**	**0**	**0.0 %**
356560	MOKUHINIA ECOSYSTEM RESTO	50,000		47,000	3,000		0.0 %
95094	*** MOKUHINIA ECOSYSTEM RESTO SYS**	**50,000**	**0**	**47,000**	**3,000**	**0**	**0.0 %**
367109	WEST MAUI PARKS SYSTEM		225,000		225,000		0.0 %
96009	*** WEST MAUI PARKS SYSTEM**	**0**	**225,000**	**0**	**225,000**	**0**	**0.0 %**
367154	WEST MAUI PARKS SYSTEM		480,000	11,010	386,773	82,217	17.1 %
96054	*** WEST MAUI PARKS SYSTEM**	**0**	**480,000**	**11,010**	**386,773**	**82,217**	**17.1 %**
904	**** Parks and Recreation**	**1,668,659**	**527,400**	**875,587**	**1,238,255**	**82,217**	**3.7 %**
541210	WEST MAUI SOURCE DEVELOPMENTS	131,898			131,898		0.0 %
91060	*** West Maui srce/trmnt plnt impr**	**131,898**	**0**	**0**	**131,898**	**0**	**0.0 %**
542320	WEST MAUI SOURCE IMPROVEMENTS	50,008		6,071	43,937		0.0 %

County of Maui
Statement of Appropriations and Expenditures
Capital Improvement Program by District
Fiscal Year Ending 6/30/2016 - as of 3/31/2016

06	West Maui Index * Activity ** Program *** District	Prior Year Encumbrance / Carryover	Amended Budget / Lapses	Year to Date Expended	Current Encumbrance 03/31/2016	Balance Available	% of Budget Available
92078	*** WEST MAUI SOURCE IMPROVEMENTS**	**50,008**	**0**	**6,071**	**43,937**	**0**	**0.0 %**
543140	WEST MAUI SOURCE IMPROVEMENTS	935,550		613,956	321,595		0.0 %
93082	*** W MAUI SOURCE IMPROVEMENTS**	**935,550**	**0**	**613,956**	**321,595**	**0**	**0.0 %**
524850	WEST MAUI DIST SYSTEM IMPROVMT	163,785			163,785		0.0 %
94101	*** WEST MAUI DIST SYSTEM IMPRVMT**	**163,785**	**0**	**0**	**163,785**	**0**	**0.0 %**
535040	HONOKAHUA WELL C EXPLORATORY	2,000,000	(2,000,000)				-
95083	*** WM RELIABLE CAPACITY-HONOKAHUA**	**2,000,000**	**(2,000,000)**	**0**	**0**	**0**	**- -**
545150	WEST MAUI RELIABLE CAPACITY	250,000			250,000		0.0 %
95085	*** WEST MAUI RELIABLE CAPACITY**	**250,000**	**0**	**0**	**250,000**	**0**	**0.0 %**
905	**** WATER SUPPLY**	**3,531,241**	**(2,000,000)**	**620,027**	**911,215**	**0**	**0.0 %**
307027	SHAW ST SIDEWALK/WAINEE ST	71,407		35,456	35,951		0.0 %
90126	*** Shaw st/Wainee st to Hpiilani**	**71,407**	**0**	**35,456**	**35,951**	**0**	**0.0 %**
356429	FRONT ST BREAKWALL REPAIR	150,000	(75,589)	74,411			0.0 %
95029	*** FRONT ST BREAKWELL REPAIR**	**150,000**	**(75,589)**	**74,411**	**0**	**0**	**0.0 %**
356430	FRONT ST DECK&RAIL REPAIR	250,000	(125,981)	48,258	75,761		0.0 %
95030	*** FRONT ST DECK & RAIL REPAIR**	**250,000**	**(125,981)**	**48,258**	**75,761**	**0**	**0.0 %**
356575	L HONOAPIILANI MTV GRANT	715,000				715,000	100.0 %
95099	*** State/Fed/PVT FY95-05-15**	**715,000**	**0**	**0**	**0**	**715,000**	**100.0 %**
367575	WM ROADWAY IMPRV SVO GRANT		1,700,000			1,700,000	100.0 %
96099	*** State/FED/PVT FY96 FY06 FY16**	**0**	**1,700,000**	**0**	**0**	**1,700,000**	**100.0 %**
907	**** Roads**	**1,186,407**	**1,498,430**	**158,125**	**111,712**	**2,415,000**	**89.9 %**
367169	OLOWALU CLOSED LF REMEDIATIN		300,000	9,523	97,285	193,192	64.4 %

Back to Top

County of Maui
Statement of Appropriations and Expenditures
Capital Improvement Program by District
Fiscal Year Ending 6/30/2016 - as of 3/31/2016

06	West Maui Index * Activity ** Program *** District	Prior Year Encumbrance / Carryover	Amended Budget / Lapses	Year to Date Expended	Current Encumbrance 03/31/2016	Balance Available	% of Budget Available
96069	*** OLOWALU CLSD LF REMEDIATION**	**0**	**300,000**	**9,523**	**97,285**	**193,192**	**64.4 %**
908	**** Solid Waste Facilities**	**0**	**300,000**	**9,523**	**97,285**	**193,192**	**64.4 %**
329015	LAHAINA FORCE MAIN#7 REPLCMNT	3,277			3,277		0.0 %
92052	*** LAHAINA FORCE MAIN#7 REPLACMNT**	**3,277**	**0**	**0**	**3,277**	**0**	**0.0 %**
331166	LAHAINA FORCE MAIN #4 REPLCMN	218,430		82,274	136,156		0.0 %
93066	*** LAHAINA FM #4 REPLACEMENT**	**218,430**	**0**	**82,274**	**136,156**	**0**	**0.0 %**
331168	LAHAINA WWRF ODOR CONTROL	162,742		10,563	152,179		0.0 %
93068	*** LAHAINA WWRF ODOR CONTROL**	**162,742**	**0**	**10,563**	**152,179**	**0**	**0.0 %**
331180	LAHAINA WW PUMP STATION #2	2,120,033		1,457,821	662,212		0.0 %
93080	*** LAHAINA WW PUMP STATION#2**	**2,120,033**	**0**	**1,457,821**	**662,212**	**0**	**0.0 %**
331183	WEST MAUI RECYCLED WATER PROJ	163,298				163,298	100.0 %
93091	*** WEST MAUI RECYCLED WATER PROJ**	**163,298**	**0**	**0**	**0**	**163,298**	**100.0 %**
345374	KAANAPALI RESORT R-1 WATER DIS	668,640			668,640		0.0 %
94074	*** KAANAPALI RESORT R-1 H20 DIST**	**668,640**	**0**	**0**	**668,640**	**0**	**0.0 %**
345375	KAANAPALI WWPS MODIFICATIONS	1,000,000		779,175	220,825		0.0 %
94075	*** KAANAPALI WW PUMP STN MODIFICA**	**1,000,000**	**0**	**779,175**	**220,825**	**0**	**0.0 %**
345377	W MAUI RECYC'D WATER SYS EXP	49,675			49,675		0.0 %
94077	*** WEST MAUI RECYCLED H20 SYS EXP**	**49,675**	**0**	**0**	**49,675**	**0**	**0.0 %**
356466	HONOAPIILANI RECYCLED WATER LA	350,000	(350,000)				-
95066	*** HONOAPIILANI HWY RECYCLED WATE**	**350,000**	**(350,000)**	**0**	**0**	**0**	**- -**
356467	LAHAINA WWRF CONCRETE	307,922	(77,861)	230,061			0.0 %

County of Maui
Statement of Appropriations and Expenditures
Capital Improvement Program by District
Fiscal Year Ending 6/30/2016 - as of 3/31/2016

06	West Maui Index * Activity ** Program *** District	Prior Year Encumbrance / Carryover	Amended Budget / Lapses	Year to Date Expended	Current Encumbrance 03/31/2016	Balance Available	% of Budget Available
95067	*** LAHAINA WWRF CONCRETE REHAB**	**307,922**	**(77,861)**	**230,061**	**0**	**0**	**0.0 %**
356468	LAHAINA WWRF MODIFICATN	2,000,000			2,000,000		0.0 %
95068	*** LAHAINA WWRF MODIFICATIONS**	**2,000,000**	**0**	**0**	**2,000,000**	**0**	**0.0 %**
356469	LAHAINA WWRF ODOR CTRL	4,000,000	(2,064,733)		1,935,267		0.0 %
95069	*** LAHAINA WWRF ODOR CONTROL**	**4,000,000**	**(2,064,733)**	**0**	**1,935,267**	**0**	**0.0 %**
356470	NAPILI #5&6 FM REPLACEMENTS	300,000			300,000		0.0 %
95070	*** NAPILI NO. 5/6 FM REPLACEMENTS**	**300,000**	**0**	**0**	**300,000**	**0**	**0.0 %**
356471	NAPILI WWPS #1-6 MODIFC	500,000	(8,000)	133,378	358,622		0.0 %
95071	*** NAPILI WW PUMP STN1-6 MODIFCTN**	**500,000**	**(8,000)**	**133,378**	**358,622**	**0**	**0.0 %**
356472	SHERATON WW LIFT STN MOD	25,000		25,000			0.0 %
95072	*** SHERATON WW LIFT STN MODIFICTN**	**25,000**	**0**	**25,000**	**0**	**0**	**0.0 %**
369201	LAHAINA WWRF MODFCTN STAGE 1A	582,521		350,119	232,402		0.0 %
96000	*** FY2006/1996 CIP Projects**	**582,521**	**0**	**350,119**	**232,402**	**0**	**0.0 %**
367156	EPA CONSENT DECREE SEWER REHAB		1,000,000		69,395	930,605	93.1 %
96056	*** W MAUI EPA CONSENT DCR SEWER**	**0**	**1,000,000**	**0**	**69,395**	**930,605**	**93.1 %**
367157	LAHAINA WWPS #3 MODI		1,600,000			1,600,000	100.0 %
96057	*** LAHAINA WWPS #3 MODIFICATIONS**	**0**	**1,600,000**	**0**	**0**	**1,600,000**	**100.0 %**
367158	NAPILI WWPS #5 MODI		120,000			120,000	100.0 %
96058	*** NAPILI WWPS #5 MODIFICATIONS**	**0**	**120,000**	**0**	**0**	**120,000**	**100.0 %**
367159	NAPILI WWPS #6 MODI		120,000			120,000	100.0 %
96059	*** NAPILI WWPS #6 MODIFICATIONS**	**0**	**120,000**	**0**	**0**	**120,000**	**100.0 %**
367160	SHERATON WW LIFT MODI		80,000			80,000	100.0 %

Back to Top

County of Maui
Statement of Appropriations and Expenditures
Capital Improvement Program by District
Fiscal Year Ending 6/30/2016 - as of 3/31/2016

06	West Maui Index * Activity ** Program *** District	Prior Year Encumbrance / Carryover	Amended Budget / Lapses	Year to Date Expended	Current Encumbrance 03/31/2016	Balance Available	% of Budget Available
96060	*** SHERATON WWLIFT STN MODIFICAT**	**0**	**80,000**	**0**	**0**	**80,000**	**100.0 %**
367161	W MAUI RECYCLED WTR SYS		1,360,000		560,000	800,000	58.8 %
96061	*** W MAUI RECYCLED WATER S EXP**	**0**	**1,360,000**	**0**	**560,000**	**800,000**	**58.8 %**
367174	LAHAINA WWRF MOD ST 1A		12,500,000			12,500,000	100.0 %
96074	*** LAHAINA WWRF MODI STAGE 1A**	**0**	**12,500,000**	**0**	**0**	**12,500,000**	**100.0 %**
909	**** Wastewater Facilities**	**12,451,538**	**14,279,406**	**3,068,391**	**7,348,650**	**16,313,903**	**61.0 %**
District * West Maui**		**21,015,116**	**14,605,236**	**5,179,175**	**11,021,793**	**19,419,384**	**54.5 %**

County of Maui
Statement of Appropriations and Expenditures
Capital Improvement Program by District
Fiscal Year Ending 6/30/2016 - as of 3/31/2016

07	Lanai Index * Activity ** Program *** District	Prior Year Encumbrance / Carryover	Amended Budget / Lapses	Year to Date Expended	Current Encumbrance 03/31/2016	Balance Available	% of Budget Available
367110	LANAI FIRE STN IMPRVMNT		10,000			10,000	100.0 %
96010	*** LANAI FIRE STN IMPRVMNTS**	**0**	**10,000**	**0**	**0**	**10,000**	**100.0 %**
903	**** Government Facilities**	**0**	**10,000**	**0**	**0**	**10,000**	**100.0 %**
345317	LANAI SKATEBOARD PARK	11,820		11,813	7		0.0 %
94017	*** LANAI SKATEBOARD PARK**	**11,820**	**0**	**11,813**	**7**	**0**	**0.0 %**
356417	LANAI PARKS SYSTEM	126,565		67,938	58,627		0.0 %
95017	*** LANAI PARKS SYSTEM**	**126,565**	**0**	**67,938**	**58,627**	**0**	**0.0 %**
367111	LANAI PARKS SYSTEM		262,500	952	158,247	103,301	39.4 %
96011	*** LANAI PARKS SYSTEM**	**0**	**262,500**	**952**	**158,247**	**103,301**	**39.4 %**
904	**** Parks and Recreation**	**138,385**	**262,500**	**80,703**	**216,881**	**103,301**	**25.8 %**
District	***** Lanai**	**138,385**	**272,500**	**80,703**	**216,881**	**113,301**	**27.6 %**

Back to Top

County of Maui
Statement of Appropriations and Expenditures
Capital Improvement Program by District
Fiscal Year Ending 6/30/2016 - as of 3/31/2016

08	Molokai Index * Activity ** Program *** District	Prior Year Encumbrance / Carryover	Amended Budget / Lapses	Year to Date Expended	Current Encumbrance 03/31/2016	Balance Available	% of Budget Available
331112	KAUNAKAKAI LEVEE CERTIFICATION	55,989		55,989			0.0 %
93012	*** KAUNAKAKAI LEVEE CERTIFICATION**	**55,989**	**0**	**55,989**	**0**	**0**	**0.0 %**
367201	K'KAI DRAINAGE IMPROVEMENT SYS	27,617	(27,617)				-
96000	*** FY2006/1996 CIP Projects**	**27,617**	**(27,617)**	**0**	**0**	**0**	**- -**
367246	KAUNAKAKAI DRAINAGE SYS B		393,497	23,351	370,146		0.0 %
96046	*** KAUNAKAKAI DRAINAGE SYSTEM B**	**0**	**393,497**	**23,351**	**370,146**	**0**	**0.0 %**
371202	K'KAKAI DRAINAGE IMPRVMNT SYS	2,000,000	(2,000,000)				-
97074	*** KAUNAKAKAI DRAINAGE IMPR SYSTM**	**2,000,000**	**(2,000,000)**	**0**	**0**	**0**	**- -**
901	**** Drainage**	**2,083,606**	**(1,634,120)**	**79,340**	**370,146**	**0**	**0.0 %**
331114	KAUNAKAKAI POLICE STN RENOVA	15,395	(15,395)				-
93014	*** KAUNAKAKAI POLICE STN RENO**	**15,395**	**(15,395)**	**0**	**0**	**0**	**- -**
356459	MOLOKAI BASEYARD DESIGN&C	3,500,000	(3,086,848)	226,060	187,092		0.0 %
95059	*** MOLOKAI BASEYARD**	**3,500,000**	**(3,086,848)**	**226,060**	**187,092**	**0**	**0.0 %**
903	**** Government Facilities**	**3,515,395**	**(3,102,243)**	**226,060**	**187,092**	**0**	**0.0 %**
324029	DUKE MALIU PARKING DESIGN	751		751			0.0 %
92005	*** DUKE MALIU PARKING DESIGN**	**751**	**0**	**751**	**0**	**0**	**0.0 %**
331113	DUKE MALIU PARK IMPROVEMENTS	3,746		3,746			0.0 %
331181	DUKE MALIU BALLFLD LIGHT REPLC	4,372	(226)	4,146			0.0 %
93013	*** DUKE MALIU PARK IMPROVEMENTS**	**8,118**	**(226)**	**7,892**	**0**	**0**	**0.0 %**
356418	MOLOKAI PARKS SYSTEM	147,160		100,532	46,628		0.0 %
95018	*** MOLOKAI PARKS SYSTEM**	**147,160**	**0**	**100,532**	**46,628**	**0**	**0.0 %**
356419	DUKE MALIU BALLFLD LIGHT	49,511	(6,000)	43,511			0.0 %

County of Maui
Statement of Appropriations and Expenditures
Capital Improvement Program by District
Fiscal Year Ending 6/30/2016 - as of 3/31/2016

08	Molokai Index * Activity ** Program *** District	Prior Year Encumbrance / Carryover	Amended Budget / Lapses	Year to Date Expended	Current Encumbrance 03/31/2016	Balance Available	% of Budget Available
95019	*** DUKE MALIU BALLFLD LIGHT'G REP**	**49,511**	**(6,000)**	**43,511**	**0**	**0**	**0.0 %**
367112	MOLOKAI PARKS SYSTEM		273,750	42,988	7,822	222,940	81.4 %
96012	*** MOLOKAI PARKS SYSTEM**	**0**	**273,750**	**42,988**	**7,822**	**222,940**	**81.4 %**
904	**** Parks and Recreation**	**205,540**	**267,524**	**195,674**	**54,450**	**222,940**	**47.1 %**
524780	MOLOKAI DISTRIB SYST IMPRVMTS	2,605		920	1,685		0.0 %
94093	*** MOLOKAI DIST SYSTEM IMPROVEMEN**	**2,605**	**0**	**920**	**1,685**	**0**	**0.0 %**
524790	MOLOKAI SOURCE IMPROVEMENTS	279,190		4,000	275,190		0.0 %
94094	*** MOLOKAI SOURCE IMPROVEMENTS**	**279,190**	**0**	**4,000**	**275,190**	**0**	**0.0 %**
905	**** WATER SUPPLY**	**281,795**	**0**	**4,920**	**276,875**	**0**	**0.0 %**
345213	MOLOKAI LDFILL CELL#4 CONSTRUC	23,355		23,355			0.0 %
345278	MOLOKAI LDFILL CELL#4 CONSTRUC	57,219		35,915	21,304		0.0 %
94059	*** MOLOKAI LANDFILL CELL#4 CONSTR**	**80,574**	**0**	**59,270**	**21,304**	**0**	**0.0 %**
367170	KALAMAULA CLOSED LF REMEDIATIN		400,000		57,650	342,350	85.6 %
96070	*** KALAMAULA CLSD LF REMEDIATION**	**0**	**400,000**	**0**	**57,650**	**342,350**	**85.6 %**
908	**** Solid Waste Facilities**	**80,574**	**400,000**	**59,270**	**78,954**	**342,350**	**71.2 %**
District * Molokai**		**6,166,910**	**(4,068,839)**	**565,264**	**967,517**	**565,290**	**26.9 %**

Back to Top

County of Maui
Statement of Appropriations and Expenditures
Capital Improvement Program by District
Fiscal Year Ending 6/30/2016 - as of 3/31/2016

09	Countywide Index * Activity ** Program *** District	Prior Year Encumbrance / Carryover	Amended Budget / Lapses	Year to Date Expended	Current Encumbrance 03/31/2016	Balance Available	% of Budget Available
301029	CW DRAINAGE IMPROVEMENTS	4,450			4,450		0.0 %
90128	*** CW drainage improvmnts**	**4,450**	**0**	**0**	**4,450**	**0**	**0.0 %**
321203	CW DRAINAGE IMPROVEMENTS	692,840		80,809	612,031		0.0 %
92037	*** CW DRAINAGE IMPROVEMENTS**	**692,840**	**0**	**80,809**	**612,031**	**0**	**0.0 %**
331249	CW DRAINAGE IMPROVEMENTS	365,065		143,089	221,976		0.0 %
93049	*** CW DRAINAGE IMPROVEMENTS**	**365,065**	**0**	**143,089**	**221,976**	**0**	**0.0 %**
345319	CW DRAINAGE IMPROVEMENTS	154,222			154,222		0.0 %
345389	PAPA AVE DRAINAGE IMPROVEMENTS	36,385			36,385		0.0 %
94019	*** CW DRAINAGE IMPROVEMENTS**	**190,607**	**0**	**0**	**190,607**	**0**	**0.0 %**
356450	CW MUNI SEP-MS4 PERMIT/SWMP	89,355		89,355			0.0 %
95020	*** CW MUNI SEPARATE STORM WAT SEW**	**89,355**	**0**	**89,355**	**0**	**0**	**0.0 %**
356220	CW DRAINAGE IMPROVEMENTS	452,683				452,683	100.0 %
356256	CW DRAINAGE IMPROVEMENTS	(90,699)	(200,185)			(290,883)	100.0 %
356261	CW DRAINAGE-KALUANUI RD	127,911		114,202		13,709	10.7 %
356263	CW DRAINAGE-MAKENA ALANUI	163,924				163,924	100.0 %
356265	CW DRAINAGE-MS4 PERMIT/SWMP	123,969		32,758	91,211		0.0 %
356266	CW DRAINAGE-KAUNAKAKAI	115,068		43,523		71,545	62.2 %
356267	CW DRAINAGE-HAIKU RD CULVERT	56,100		14,395		41,705	74.3 %
356272	CW DRAINAGE-KAHEKILI HWY	66,800			66,800		0.0 %
356273	CW DRAINAGE-S KIHEI CULVERT	238,000			238,000		0.0 %
356281	CW DRAINAGE-KALUANUI RD			2,790		(2,790)	-
356283	CW DRAINAGE-MAKENA ALANUI			160,924	3,000	(163,924)	-
356285	CW DRAINAGE-KAUNAKAKAI			71,545		(71,545)	-
356287	CW DRAINAGE-HAIKU RD CULVERT			41,705		(41,705)	-
356288	CW DRAINAGE-KEHALA DRIVE			161,800		(161,800)	-
95056	*** CW DRAINAGE IMPROVEMENTS**	**1,253,756**	**(200,185)**	**643,642**	**399,011**	**10,919**	**1.0 %**

County of Maui
Statement of Appropriations and Expenditures
Capital Improvement Program by District
Fiscal Year Ending 6/30/2016 - as of 3/31/2016

09	Countywide Index * Activity ** Program *** District	Prior Year Encumbrance / Carryover	Amended Budget / Lapses	Year to Date Expended	Current Encumbrance 03/31/2016	Balance Available	% of Budget Available
367248	CW DRAINAGE IMPROVEMENTS		1,221,519			1,221,519	100.0 %
368260	CW DRAINAGE HAIKU RD			103,075	28,711	(131,786)	-
368261	CW DRAINAGE NAPILI 4/5 CULVERT				243,000	(243,000)	-
368262	CW DRAINAGE WAIEHU STREAM			357	266,380	(266,737)	-
368263	CW DRAINAGE WAIPOLI			19,980	282,845	(302,825)	-
368264	CW DRAINAGE KEHALA DRIVE			19,950	3,000	(22,950)	-
368266	CW DRAINAGE MISC/CATCHALL			185		(185)	-
96048	*** CW DRAINAGE IMPROVEMENTS**	**0**	**1,221,519**	**143,547**	**823,936**	**254,036**	**20.8 %**
371203	CW DRAINAGE IMPROVEMENTS	66,797	(66,797)				-
97076	*** CTYWIDE DRAINAGE IMPRVMNTS**	**66,797**	**(66,797)**	**0**	**0**	**0**	**- -**
901	**** Drainage**	**2,662,870**	**954,537**	**1,100,442**	**2,252,011**	**264,955**	**7.3 %**
331136	CW PW ADA IMPROVEMENTS	168,604			168,604		0.0 %
93036	*** CW PW ADA IMPROVEMENTS**	**168,604**	**0**	**0**	**168,604**	**0**	**0.0 %**
331251	PUBLIC SAFETY RADIO SYSTEM	288,518		28,841	259,677		0.0 %
93051	*** PUBLIC SAFETY RADIO SYSTEM**	**288,518**	**0**	**28,841**	**259,677**	**0**	**0.0 %**
345208	BUS STOPS & SHELTERS	279,281	(18,723)	260,558			0.0 %
345260	BUS STOPS & SHELTERS	26,372	(20,027)	6,345			0.0 %
345291	BUS STOPS & SHELTERS	18,814		11,463	7,351		0.0 %
94060	*** BUS STOPS & SHELTERS**	**324,467**	**(38,750)**	**278,366**	**7,351**	**0**	**0.0 %**
345210	CW EQUIPMENT	294,000		294,000			0.0 %
94061	*** CW EQUIPMENT**	**294,000**	**0**	**294,000**	**0**	**0**	**0.0 %**
345262	PUBLIC SAFETY RADIO SYS REPLC	201,549		201,549			0.0 %
345290	PUBLIC SAFETY RADIO SYS REPLC	1,425,819		97,791	1,328,028		0.0 %
94062	*** PUBLIC SAFETY RADIO SYS REPLCT**	**1,627,368**	**0**	**299,340**	**1,328,028**	**0**	**0.0 %**
345363	PUBLIC SAFETY RADIO SYSTEM REP	131,325		74,551	56,773		0.0 %

Back to Top

County of Maui
Statement of Appropriations and Expenditures
Capital Improvement Program by District
Fiscal Year Ending 6/30/2016 - as of 3/31/2016

09	Countywide Index * Activity ** Program *** District	Prior Year Encumbrance / Carryover	Amended Budget / Lapses	Year to Date Expended	Current Encumbrance 03/31/2016	Balance Available	% of Budget Available
94063	*** PUBLIC SAFETY RADIO SYS REPLAC**	**131,325**	**0**	**74,551**	**56,773**	**0**	**0.0 %**
356425	BUS STOPS AND SHELTERS	1,000,000		491,266	508,734		0.0 %
95025	*** BUS STOPS AND SHELTERS**	**1,000,000**	**0**	**491,266**	**508,734**	**0**	**0.0 %**
356258	PUBLIC SAFETY RADIO SYSTEM REP	240,000			240,000		0.0 %
95058	*** PUBLIC SAFETY RADIO SYSTEM**	**240,000**	**0**	**0**	**240,000**	**0**	**0.0 %**
356460	PUBLIC SAFETY RADIO SYSTEM REP	1,210,000	(735,424)		474,576		0.0 %
95060	*** PUBLIC SAFETY RADIO SYS REPLAC**	**1,210,000**	**(735,424)**	**0**	**474,576**	**0**	**0.0 %**
367250	BUS STOPS & SHELTERS		110,158		110,158		0.0 %
96050	*** BUS STOPS AND SHELTERS**	**0**	**110,158**	**0**	**110,158**	**0**	**0.0 %**
367256	SW CW EQUIPMENT		2,035,664		2,035,664		0.0 %
367257	D8 DOZER IAO FLD CRTL		818,120		818,120		0.0 %
96051	*** CW EQUIPMENT**	**0**	**2,853,784**	**0**	**2,853,784**	**0**	**0.0 %**
902	**** Other Projects**	**5,284,282**	**2,189,768**	**1,466,364**	**6,007,685**	**0**	**0.0 %**
303189	COUNTY BUILDING RENOVATION	58,002		11,296	46,706		0.0 %
90113	*** County bldg renovations**	**58,002**	**0**	**11,296**	**46,706**	**0**	**0.0 %**
303191	CW FIRE FACILITIES	1,750			1,750		0.0 %
90115	*** CW fire facilities**	**1,750**	**0**	**0**	**1,750**	**0**	**0.0 %**
313204	CW FACILITY BUILDING IMPRVMNTS	47,589			47,589		0.0 %
91034	*** CW facilty bldg improvements**	**47,589**	**0**	**0**	**47,589**	**0**	**0.0 %**
313205	CW FIRE FACILITIES	38,075			38,075		0.0 %
91035	*** CW fire facilities**	**38,075**	**0**	**0**	**38,075**	**0**	**0.0 %**
323021	CW FIRE FACILITIES	3,958			3,958		0.0 %

County of Maui
Statement of Appropriations and Expenditures
Capital Improvement Program by District
Fiscal Year Ending 6/30/2016 - as of 3/31/2016

09	Countywide Index * Activity ** Program *** District	Prior Year Encumbrance / Carryover	Amended Budget / Lapses	Year to Date Expended	Current Encumbrance 03/31/2016	Balance Available	% of Budget Available
92008	*** CW FIRE FACILITIES**	**3,958**	**0**	**0**	**3,958**	**0**	**0.0 %**
323024	CW PUBLIC WRKS ADA IMPROVMNTS	1,026			1,026		0.0 %
92020	*** CW PUBLIC WRKS ADA IMPROVEMNTS**	**1,026**	**0**	**0**	**1,026**	**0**	**0.0 %**
323026	PUBLIC SAFETY RADIO SYS REPLMT	38,545		25,545	13,000		0.0 %
92040	*** PUBLIC SAFETY RADIO SYSTM REPL**	**38,545**	**0**	**25,545**	**13,000**	**0**	**0.0 %**
331115	CW FACILITY BLDG IMPROVEMENTS	61,871		14,824	47,047		0.0 %
93015	*** CW FACILITY BLDG IMPROVEMENTS**	**61,871**	**0**	**14,824**	**47,047**	**0**	**0.0 %**
331117	CW POLICE FACILITIES	23,753			23,753		0.0 %
93017	*** CW POLICE FACILITIES**	**23,753**	**0**	**0**	**23,753**	**0**	**0.0 %**
345320	CW FACILITY BLDG IMPROVEMENTS	158,522	(4,654)	78,137	75,731		0.0 %
94020	*** CW FACILITY BLDG IMPROVEMENTS**	**158,522**	**(4,654)**	**78,137**	**75,731**	**0**	**0.0 %**
345321	CW FIRE FACILITIES	149,808			149,808		0.0 %
94021	*** CW FIRE FACILITIES**	**149,808**	**0**	**0**	**149,808**	**0**	**0.0 %**
345323	CW FUEL TANK REPLACEMENTS	211,210			211,210		0.0 %
94023	*** CW FUEL TANK REPLACEMENTS**	**211,210**	**0**	**0**	**211,210**	**0**	**0.0 %**
345202	KALANA O MAUI CAMPUS EXP DESIG	282,349		282,349			0.0 %
345264	KALANA O MAUI CAMPUS EXP DESIG	500,732			500,732		0.0 %
94102	*** KALANA O MAUI CAMPUS EXP DESIG**	**783,081**	**0**	**282,349**	**500,732**	**0**	**0.0 %**
356421	CW FACILITY BLDG IMPROVEMENTS	327,748	(13,402)			314,346	100.0 %
356445	CW FAC BLDG KALANA PAKUI	163,290		264,943		(101,653)	(62.3)%
356451	CW FAC KALANA PAKUI CARPET	18,000			18,000		0.0 %
356490	CW FAC BLDG OLD COURTHOUSE	15,892		757		15,135	95.2 %
356544	CW FAC BLDG CRTHOUSE CHILLER	8,325			8,325		0.0 %
356558	CW FAC KALANA LEAK RPR	38,553		12,808	25,745		0.0 %

Back to Top

County of Maui
Statement of Appropriations and Expenditures
Capital Improvement Program by District
Fiscal Year Ending 6/30/2016 - as of 3/31/2016

09	Countywide Index * Activity ** Program *** District	Prior Year Encumbrance / Carryover	Amended Budget / Lapses	Year to Date Expended	Current Encumbrance 03/31/2016	Balance Available	% of Budget Available
356559	CW FAC KALANA TRAFFIC OFFICE	10,407		10,407			0.0 %
356583	CW FAC KALANA ELECTRICAL UPGRD			10,000	135,000	(145,000)	-
356598	CW FAC "CATCH ALL"			19,834		(19,834)	-
356599	CW FAC KAOHU ST PARK'G LOT			195	49,000	(49,195)	-
356606	CW FAC MUNI CAMPUS LSCAPE				8,100	(8,100)	-
356613	CW FAC KALANA O MAUI PRK LOT				5,700	(5,700)	-
95021	*** CW FACILITY BLDG IMPROVEMENTS**	**582,215**	**(13,402)**	**318,944**	**249,870**	**(1)**	**(0)%**
356422	CW POLICE FACILITIES	185,539	(17,639)			167,900	100.0 %
356452	CW POLICE FAC-RECORDS&EVIDENCE	64,461			232,361	(167,900)	(260.5)%
95022	*** CW POLICE FACILITIES**	**250,000**	**(17,639)**	**0**	**232,361**	**0**	**0.0 %**
367113	CW FIRE FACILITIES		300,000			300,000	100.0 %
368801	CW FIRE FACILITIES			63,453		(63,453)	-
96013	*** CW FIRE FACILITIES**	**0**	**300,000**	**63,453**	**0**	**236,547**	**78.8 %**
367114	CW FUEL TANK FACILITIES		100,000			100,000	100.0 %
96014	*** CW FUEL TANK REPLACEMENTS**	**0**	**100,000**	**0**	**0**	**100,000**	**100.0 %**
367115	CW POLICE FACILITIES		150,000			150,000	100.0 %
96015	*** CW POLICE FACILITIES**	**0**	**150,000**	**0**	**0**	**150,000**	**100.0 %**
367249	CW FACILITY BLDG IMPRV		175,666			175,666	100.0 %
368265	CW FAC BLDG IMPRV KAOHU				161,754	(161,754)	-
368267	CW FAC BLDG KALANA O MAUI				13,912	(13,912)	-
96049	*** CW FACILITY BLDG IMPROVEMENTS**	**0**	**175,666**	**0**	**175,666**	**0**	**0.0 %**
393016	CW FIRE FACILITIES	29,513			29,513		0.0 %
99015	*** CW FIRE FACILITIES**	**29,513**	**0**	**0**	**29,513**	**0**	**0.0 %**
903	**** Government Facilities**	**2,438,918**	**689,971**	**794,548**	**1,847,795**	**486,546**	**15.6 %**
324031	CW PARK FACILITIES	792		749	43		0.0 %

County of Maui
Statement of Appropriations and Expenditures
Capital Improvement Program by District
Fiscal Year Ending 6/30/2016 - as of 3/31/2016

09	Countywide Index * Activity ** Program *** District	Prior Year Encumbrance / Carryover	Amended Budget / Lapses	Year to Date Expended	Current Encumbrance 03/31/2016	Balance Available	% of Budget Available
92011	*** CW PARK FACILITIES**	**792**	**0**	**749**	**43**	**0**	**0.0 %**
331118	CW PARK FACILITIES	43,300			43,300		0.0 %
93018	*** CW PARK FACILITIES**	**43,300**	**0**	**0**	**43,300**	**0**	**0.0 %**
331120	LARGE CAP CESSPOOL CLOSURE	2,890			2,890		0.0 %
93020	*** LARGE CAPACITY CESSPOOL CLOSE**	**2,890**	**0**	**0**	**2,890**	**0**	**0.0 %**
345324	CW PARKS ADA IMPROVEMENTS	15,994		9,879	6,115		0.0 %
94024	*** CW PARKS ADA IMPROVEMENTS**	**15,994**	**0**	**9,879**	**6,115**	**0**	**0.0 %**
345325	CW PARK FACILITIES	24,544		8,419	16,124		0.0 %
94025	*** CW PARK FACILITIES**	**24,544**	**0**	**8,419**	**16,124**	**0**	**0.0 %**
356423	CW PARKS ADA IMPROVEMENTS	239,780				239,780	100.0 %
356453	CW PARKS ADA ACCESSIBLE	23,580		22,910	111,894	(111,224)	(471.7)%
356491	CW PARKS ADA HOOKIPA BCH	36,123		37,197	4,146	(5,220)	(14.5)%
356493	CW PARKS ADA PAIA COMMTY	146,740		146,740	788	(788)	(0.5)%
356495	CW PARKS ADA GENERAL MISC			2,881	60,000	(62,881)	-
356561	CW PARKS ADA MHARA DRINKING FT	6,952		6,952			0.0 %
356587	CW PARKS ADA LAHAINA REC			50		(50)	-
356602	CW PARKS ADA WAIEHU GOLF COURS			6,977	14,140	(21,117)	-
356609	CW PARKS ADA SUN-YAT-SEN			12,000	26,500	(38,500)	-
95023	*** CW PARKS AM W/ DISABILITIES IM**	**453,175**	**0**	**235,707**	**217,468**	**0**	**0.0 %**
356424	CW PARK RESTROOM FAC IMPR	236,077	(22,123)			213,953	100.0 %
356502	CW PARK RESTROOM FAC MAINT			1,065	158,960	(160,025)	-
356540	CW PARK RR FAC-HOOKIPA	6,915			6,915		0.0 %
356545	CW PARK RR FAC-WAIALE	5,312			5,312		0.0 %
356546	CW PARK RR FAC-KEO SKATE	5,512			5,512		0.0 %
356547	CW PARK RR KEO SBALL FLD	5,600			5,600		0.0 %
356548	CW PARK RR KULA BALL FLD	5,189			5,189		0.0 %

Back to Top

County of Maui
Statement of Appropriations and Expenditures
Capital Improvement Program by District
Fiscal Year Ending 6/30/2016 - as of 3/31/2016

09	Countywide Index * Activity ** Program *** District	Prior Year Encumbrance / Carryover	Amended Budget / Lapses	Year to Date Expended	Current Encumbrance 03/31/2016	Balance Available	% of Budget Available
356549	CW PARK RR KULA COMM CTR	7,190			7,190		0.0 %
356551	CW PARK RR ETAM MH& FLD	8,420			8,420		0.0 %
356552	CW PARK RR HAIKU CC/ADA	3,227			3,227		0.0 %
356553	CW PARK RR TAVARES CCTR	5,498			5,498		0.0 %
356554	CW PARK RR KEOKEA PARK	5,436			5,436		0.0 %
356555	CW PARK RR DT FLEMMING	4,992			4,992		0.0 %
356556	CW PARK RR KEO PLAYGRND	5,550			5,550		0.0 %
356557	CW PARK RR PAIA CCTR	1,275			1,275		0.0 %
356588	CW PARK RR HAIKU PARK			1,016	4,500	(5,516)	-
356593	CW PARK RR WAR MEMORIAL			2,233		(2,233)	-
356594	CW PARK RR LAHAINA CIVIC			3,099		(3,099)	-
356595	CW PARK LCC WATER FTN				4,138	(4,138)	-
356600	CW PARK KIHEI POOL RR			5,071		(5,071)	-
356601	CW PARK WAILUKU ELEM RR			3,862	9,995	(13,857)	-
356604	CW PARK RR SHIRAISHI POOL			3,102		(3,102)	-
356605	CW PARK RR SAKAMOTO POOL			5,623		(5,623)	-
356610	CW PARK RR LAHAINA CIVIC			3,506		(3,506)	-
356614	CW PARK FAC WAR MEMORIAL GYM			1,753		(1,753)	-
356615	CW PARK FAC LAHAINA CIVIC CTR				6,029	(6,029)	-
95024	*** CW PARK RR FACILITY IMPROVEMNT**	**306,193**	**(22,123)**	**30,330**	**253,738**	**1**	**0.0 %**
367116	CW PARKS ADA IMPROVEMENTS		200,000			200,000	100.0 %
368822	CW PARKS ADA WAIEHU GOLF				560	(560)	-
96016	*** CW PARKS ADA IMPROVEMENTS**	**0**	**200,000**	**0**	**560**	**199,440**	**99.7 %**
367252	LARGE CAPACITY CESSPOOL		99,664			99,664	100.0 %
96052	*** LARGE CAPACITY CESSPOOL CLOSUR**	**0**	**99,664**	**0**	**0**	**99,664**	**100.0 %**
904	**** Parks and Recreation**	**846,888**	**277,541**	**285,084**	**540,238**	**299,105**	**26.6 %**
509160	C'WIDE PUMP FACILITY IMPROV.	953			953		0.0 %

County of Maui
Statement of Appropriations and Expenditures
Capital Improvement Program by District
Fiscal Year Ending 6/30/2016 - as of 3/31/2016

09	Countywide Index * Activity ** Program *** District	Prior Year Encumbrance / Carryover	Amended Budget / Lapses	Year to Date Expended	Current Encumbrance 03/31/2016	Balance Available	% of Budget Available
90157	*** CW facility improvements**	**953**	**0**	**0**	**953**	**0**	**0.0 %**
520760	C'WIDE PIPE/FACILITY IMPROVM.	22,271		22,271			0.0 %
520770	C'WIDE TANK/FACILITY IMPROVEM.	5,900			5,900		0.0 %
90196	*** CW facility improvements**	**28,171**	**0**	**22,271**	**5,900**	**0**	**0.0 %**
541260	COUNTYWIDE LAND APPRAISAL/ACQ	184,548			184,548		0.0 %
91062	*** CW facility imprvments**	**184,548**	**0**	**0**	**184,548**	**0**	**0.0 %**
521590	FACILITY IMPRVMTS	8,255		5,378	2,877		0.0 %
91067	*** CW facility improvements**	**8,255**	**0**	**5,378**	**2,877**	**0**	**0.0 %**
522900	C'WIDE PIPE/FACILITY IMPROVMTS	15,022			15,022		0.0 %
522930	C'WIDE LAND APPRAISL/ACQUISITN	321,678	(214,222)	92,777	14,679		0.0 %
92087	*** CW FACILITY IMPROVEMENTS**	**336,700**	**(214,222)**	**92,777**	**29,701**	**0**	**0.0 %**
543150	COUNTYWIDE SOURCE DEVELOP/ACQ	395,088		91,652	303,435		0.0 %
93083	*** CW SOURCE DEVT/ACQUISITION**	**395,088**	**0**	**91,652**	**303,435**	**0**	**0.0 %**
523540	COUNTYWIDE FACILITY IMPROVEMTS	1,027,208		216,044	811,163		0.0 %
93087	*** CW FACILITY IMPROVEMENTS**	**1,027,208**	**0**	**216,044**	**811,163**	**0**	**0.0 %**
524820	COUNTYWIDE FACILITY IMPROVMTS	2,087,072	(17,980)	230,579	1,838,514		0.0 %
524830	COUNTYWIDE PUMP IMPROVEMENTS	927,499		155,896	771,603		0.0 %
94095	*** CW FACILITY IMPROVEMENTS**	**3,014,571**	**(17,980)**	**386,475**	**2,610,117**	**0**	**0.0 %**
544120	CW Source Dev/Acquisition	1,136,583		1,053,813	82,769		0.0 %
94096	*** CW SOURCE DEV'T/ACQUISITION**	**1,136,583**	**0**	**1,053,813**	**82,769**	**0**	**0.0 %**
535050	WAILUKU HEIGHTS TANK 30 BOOSTE	8,600,000	(912,151)	18,552	7,669,297		0.0 %
95084	*** CW UPGRADES and REPLACEMENT**	**8,600,000**	**(912,151)**	**18,552**	**7,669,297**	**0**	**0.0 %**
545160	COUNTYWIDE RELIABLE CAPACITY	1,866,470	(675,321)		1,191,150		0.0 %

Back to Top

County of Maui
Statement of Appropriations and Expenditures
Capital Improvement Program by District
Fiscal Year Ending 6/30/2016 - as of 3/31/2016

09	Countywide Index * Activity ** Program *** District	Prior Year Encumbrance / Carryover	Amended Budget / Lapses	Year to Date Expended	Current Encumbrance 03/31/2016	Balance Available	% of Budget Available
95086	*** CW RELIABLE CAPACITY**	**1,866,470**	**(675,321)**	**0**	**1,191,150**	**0**	**0.0 %**
545170	CTYWIDE UPGRADES & REPLCMTS	1,000,000		242,108	757,892		0.0 %
95087	*** CW UPGRADES AND REPLACEMENT**	**1,000,000**	**0**	**242,108**	**757,892**	**0**	**0.0 %**
525010	COUNTYWIDE CONSERVATION	1,000,000	(331,544)		668,456		0.0 %
95088	*** CW CONSERVATION PROGRAM**	**1,000,000**	**(331,544)**	**0**	**668,456**	**0**	**0.0 %**
525020	CTYWIDE FACILITY IMPRVMTS	3,469,233	(414,856)	771,114	2,283,262		0.0 %
95089	*** CW FACILITY IMPROVEMENTS**	**3,469,233**	**(414,856)**	**771,114**	**2,283,262**	**0**	**0.0 %**
525040	CTYWIDE UPGRADES & REPLCMTS	1,000,000	(18,592)	341,366	639,868	174	0.0 %
95090	*** CW UPGRADES AND REPLACEMENT**	**1,000,000**	**(18,592)**	**341,366**	**639,868**	**174**	**0.0 %**
525110	CTYWIDE MAIN & INFRST IMPR	2,600,000	(2,600,000)				-
95091	*** CW MAINLINE & INFRASTRUCTURE**	**2,600,000**	**(2,600,000)**	**0**	**0**	**0**	**- -**
526030	CW CONSERVATION PROGRAM		1,000,000			1,000,000	100.0 %
96077	*** CW CONSERVATION PROGRAM**	**0**	**1,000,000**	**0**	**0**	**1,000,000**	**100.0 %**
526040	CW UPGRADES & REPLACEMENT		2,500,000	39,829		2,460,171	98.4 %
96078	*** CW UPGRADES & REPLACEMENT**	**0**	**2,500,000**	**39,829**	**0**	**2,460,171**	**98.4 %**
549310	COUNTYWIDE FACILITY IMPROV	8,196	(8,196)				-
99091	*** CW FACILITY IMPROVEMENTS**	**8,196**	**(8,196)**	**0**	**0**	**0**	**- -**
529720	COUNTYWIDE FACILITY IMPROV	1			1		0.0 %
99094	*** CW FACILITY IMPROVEMENTS**	**1**	**0**	**0**	**1**	**0**	**0.0 %**
905	**** WATER SUPPLY**	**25,675,977**	**(1,692,862)**	**3,281,379**	**17,241,389**	**3,460,345**	**14.4 %**
317016	CW BRIDGE REPAIR/MAINTENANCE	84,638		44,909	39,728		0.0 %
317020	BIKEWAY PROJECTS	146,568			146,568		0.0 %

County of Maui
Statement of Appropriations and Expenditures
Capital Improvement Program by District
Fiscal Year Ending 6/30/2016 - as of 3/31/2016

09	Countywide Index * Activity ** Program *** District	Prior Year Encumbrance / Carryover	Amended Budget / Lapses	Year to Date Expended	Current Encumbrance 03/31/2016	Balance Available	% of Budget Available
91000	*** FY 2001 CIP projects**	**231,206**	**0**	**44,909**	**186,296**	**0**	**0.0 %**
317031	CW ROAD RESURFACING	21,099		21,099			0.0 %
91012	*** CW road resurfacing**	**21,099**	**0**	**21,099**	**0**	**0**	**0.0 %**
327020	BIKEWAY PROGRAMS	61,251	(61,251)				-
92000	*** FY 2002 CIP projects**	**61,251**	**(61,251)**	**0**	**0**	**0**	**- -**
327032	CW ROAD RESURFACING	596,712	(60,584)	45,277	490,851		0.0 %
92021	*** CW ROAD RESURFACING**	**596,712**	**(60,584)**	**45,277**	**490,851**	**0**	**0.0 %**
327033	CW SAFETY IMPROVEMENTS	1,805			1,805		0.0 %
92022	*** CW SAFETY IMPROVEMENTS**	**1,805**	**0**	**0**	**1,805**	**0**	**0.0 %**
337014	BIKEWAY PROGRAMS 2003	207,616	(162,399)		45,217		0.0 %
93000	*** FY 2003 & 1993 CIP projects**	**207,616**	**(162,399)**	**0**	**45,217**	**0**	**0.0 %**
331131	CW ROAD RESURFACING	399,045		18,779	380,266		0.0 %
93031	*** CW ROAD RESURFACING**	**399,045**	**0**	**18,779**	**380,266**	**0**	**0.0 %**
331132	CW SAFETY IMPROVEMENTS	167,953	(16)	31,349	136,588		0.0 %
93032	*** CW SAFETY IMPROVEMENTS**	**167,953**	**(16)**	**31,349**	**136,588**	**0**	**0.0 %**
331133	CW SIDEWALK IMPROVEMENTS	142,538			142,538		0.0 %
93033	*** CW SIDEWALK IMPROVEMENTS**	**142,538**	**0**	**0**	**142,538**	**0**	**0.0 %**
331138	CW BIKEWAY IMPROVEMENTS	188,645		47,494	141,151		0.0 %
93038	*** CW BIKEWAY IMPROVEMENTS**	**188,645**	**0**	**47,494**	**141,151**	**0**	**0.0 %**
337507	KAMALII ELEM SCH SAFE ROUTES	81,853		678		81,175	99.2 %
337508	PRINCESS NAHIENAENA SAFE ROUTE	49,967		1,000		48,967	98.0 %
93099	*** State/Fed/Private FY2003/2013**	**131,820**	**0**	**1,678**	**0**	**130,142**	**98.7 %**

Back to Top

County of Maui
Statement of Appropriations and Expenditures
Capital Improvement Program by District
Fiscal Year Ending 6/30/2016 - as of 3/31/2016

09	Countywide Index * Activity ** Program *** District	Prior Year Encumbrance / Carryover	Amended Budget / Lapses	Year to Date Expended	Current Encumbrance 03/31/2016	Balance Available	% of Budget Available
347020	CW BIKEWAY PROGRAMS	71,590			71,590		0.0 %
94000	*** FY2004 & 1994 CIP Projects**	**71,590**	**0**	**0**	**71,590**	**0**	**0.0 %**
345332	CW BRIDGE IMPROVEMENTS	144,597			144,597		0.0 %
94032	*** CW BRIDGE IMPROVEMENTS**	**144,597**	**0**	**0**	**144,597**	**0**	**0.0 %**
345333	CW RD RESURFACING/PAVEMENT PR	2,046,462		1,075,650	970,812		0.0 %
94033	*** CW RD RESURFACING/PAVEMENT PRE**	**2,046,462**	**0**	**1,075,650**	**970,812**	**0**	**0.0 %**
345334	CW SAFETY IMPROVEMENTS	79,501	(7,180)	54,931	17,390		0.0 %
94034	*** CW SAFETY IMPROVEMENTS**	**79,501**	**(7,180)**	**54,931**	**17,390**	**0**	**0.0 %**
345335	CW SIDEWALK IMPROVEMENTS	76,786	(3,101)	11,682	62,003		0.0 %
94035	*** CW SIDEWALK IMPROVEMENTS**	**76,786**	**(3,101)**	**11,682**	**62,003**	**0**	**0.0 %**
345336	CW SPEED HUMP/SPEED TABLE PRG	219,689		109,914	109,775		0.0 %
94036	*** CW SPEED HUMP/SPEED TABLE PRG**	**219,689**	**0**	**109,914**	**109,775**	**0**	**0.0 %**
345337	CW BIKEWAY IMPROVEMENTS	132,493		46,290	86,203		0.0 %
94037	*** CW BIKEWAY IMPROVEMENTS**	**132,493**	**0**	**46,290**	**86,203**	**0**	**0.0 %**
356431	CW BRIDGE IMPROVEMENTS	294,905	(64,076)			230,829	100.0 %
356449	CW BRIDGE KAHOLOPO'O			16,841	51,482	(68,323)	-
356485	CW BRIDGE IMPR-MISC			(12,960)	76,400	(63,440)	-
356590	CW BRIDGE IMPR WAIOPAI			7,200	91,567	(98,767)	-
356591	CW BRIDGE IMPR KAHANANUI			51		(51)	-
356592	CW BRIDGE KULANIHAKOI			51		(51)	-
356597	CW BRIDGE KAHAWAIOKAPIA			197		(197)	-
95031	*** CW BRIDGE IMPROVEMENTS**	**294,905**	**(64,076)**	**11,380**	**219,449**	**0**	**0.0 %**
356432	CW PAVEMENT PRESERVATION	300,000	(101,184)			198,816	100.0 %
356510	CW PAVEMENT - GENERAL	146,559		45,376		101,184	69.0 %
356603	CW PAVEMENT WAI-KAH DISTRICT			300,000		(300,000)	-

County of Maui
Statement of Appropriations and Expenditures
Capital Improvement Program by District
Fiscal Year Ending 6/30/2016 - as of 3/31/2016

09	Countywide Index * Activity ** Program *** District	Prior Year Encumbrance / Carryover	Amended Budget / Lapses	Year to Date Expended	Current Encumbrance 03/31/2016	Balance Available	% of Budget Available
95032	*** CW PAVEMENT PRESERVATION**	**446,559**	**(101,184)**	**345,376**	**0**	**0**	**0.0 %**
356433	CW RD RESURFACING/PAVEMENT PR	1,012,766	(127,028)			885,738	100.0 %
356439	WAILUKU MUNI PARKING LOT	346,558		1,784	344,774		0.0 %
356503	CW RD RESURF-HALIIMAILE RD	15,076		110	14,958	8	0.1 %
356504	CW RD RES/PVMNT-HALEA/MAKANI			256		(256)	-
356505	CW RD RES/PVMNT-HANSEN RD	3,476			3,476		0.0 %
356506	CW RD RES/PVMNT-KOKOMO RD	148,587		18,970	129,617		0.0 %
356507	CW RD RES/PVMNT-LONO REHAB	46,817			46,817		0.0 %
356512	CW RD RESURF-GENERAL	314,997		189,767		125,230	39.8 %
356522	CW RD RESURF-KUIKAHI DR	40,243		35,200	5,305	(263)	(0.7)%
356524	CW RD RESURF-SOUTH MAUI	582,307		582,307			0.0 %
356525	CW RD RESURF-EAST MAUI	169,994			169,994		0.0 %
356526	CW RD RESURF-WEST MAUI	371,138		660,928	35,087	(324,877)	(87.5)%
356529	CW RD RESURF-BALDWIN AVE	368,913		241,333	127,580		0.0 %
356569	CW RD RESURF-KALEPA EMERGENCY	224,274		31,188	193,086		0.0 %
356570	CW RD RESURF-WELLS&WAKEA	23,695			23,695		0.0 %
356572	CW RD RESURF-KAUPAKALOA	84,500		38,025	46,475		0.0 %
356584	CW RD RESURF-UPCOUNTRY				527,280	(527,280)	-
356586	CW RD RESURF-WAIL/KAH			119,956		(119,956)	-
356611	CW RD RESURF-WAI MUNI PARK'G				38,345	(38,345)	-
95033	*** CW RD RESURF & PAVEMENT PRESV**	**3,753,341**	**(127,028)**	**1,919,824**	**1,706,489**	**(1)**	**(0)%**
356434	CW SAFETY IMPROVEMENTS	185,560				185,560	100.0 %
356500	CW SAFETY MAINT-MISC	139,952		51,420	136,784	(48,252)	(34.5)%
356511	CW SAFETY MAINT-WAKEA/HINA	4,566			4,566		0.0 %
356518	CW SAFETY MAINT-KALUANUI	11,000		11,000			0.0 %
356531	CW SAFETY KAMALII ELEM			634		(634)	-
356578	CW SAFETY WAKEA/KAMEHAMEHA			814		(814)	-
356607	CW SAFETY S KIHEI RD LIGHT				135,860	(135,860)	-
95034	*** CW SAFETY IMPROVEMENTS**	**341,078**	**0**	**63,868**	**277,210**	**0**	**0.0 %**

Back to Top

County of Maui
Statement of Appropriations and Expenditures
Capital Improvement Program by District
Fiscal Year Ending 6/30/2016 - as of 3/31/2016

09	Countywide Index * Activity ** Program *** District	Prior Year Encumbrance / Carryover	Amended Budget / Lapses	Year to Date Expended	Current Encumbrance 03/31/2016	Balance Available	% of Budget Available
356435	CW SIDEWALK IMPROVEMENTS	263,179				263,179	100.0 %
356438	CW SIDEWK IMPRV-KANANI RD	962			962		0.0 %
356440	CW SIDEWK IMPRV-S MARKET	197,050		201,816	2,980	(7,746)	(3.9)%
356444	CW SIDEWK IMPRV-S KIHEI RD	4,375			4,375		0.0 %
356446	CW SIDEWK IMPRV-OLD HALEAKALA	32,660		5,960	26,700		0.0 %
356562	CW SIDEWK IMPRV-ADA MAT INSTAL	880		880			0.0 %
356582	CW SIDEWK IMPRV-PAUWELA RD			72,570	74,475	(147,045)	-
356589	CW SIDEWK IMPRV-KAMEHAMEHA SDW			41,100	36,600	(77,700)	-
356608	CW SIDEWK KIHEI FIRE STATION				30,688	(30,688)	-
95035	*** CW SIDEWALK IMPROVEMENTS**	**499,106**	**0**	**322,326**	**176,780**	**0**	**0.0 %**
356436	CW SPEED HUMP/SPEED TABLE PRG	500,000	(248,091)			251,909	100.0 %
356612	CW SPEED HUMP/SPEED CATCH ALL			173,791	78,118	(251,909)	-
95036	*** CW SPEED HUMP/TABLE PROGRAM**	**500,000**	**(248,091)**	**173,791**	**78,118**	**0**	**0.0 %**
356437	CW BIKEWAY IMPROVEMENTS	527,830				527,830	100.0 %
356441	CW BIKEWAY-ONEHEE ARC	76,167		78,617	300	(2,750)	(3.6)%
356442	CW BIKEWAY-KIHEI BIKEWY II			82,834	425,972	(508,806)	-
356563	CW BIKEWAY-KIHEI BIKEWY III	6,375		21,616		(15,241)	(239.1)%
356596	CW BIKEWAY-N SHORE GREENWAY			1,033		(1,033)	-
95037	*** CW BIKEWAY IMPROVEMENTS**	**610,372**	**0**	**184,100**	**426,272**	**0**	**0.0 %**
356710	BRIDGE INSPECTN NBIS(062)	305,600		113,000	192,600		0.0 %
356730	SAFE ROUTES TO SCH PRG	152,109				152,109	100.0 %
95099	*** State/Fed/PVT FY95-05-15**	**457,709**	**0**	**113,000**	**192,600**	**152,109**	**33.2 %**
367122	CW BRIDGE IMPROVEMENTS		370,000	14		369,986	100.0 %
368847	CW BRIDGE IMPRV/WAIHONU			315		(315)	-
368850	CW BRIDGE IMPV/LELEKEA #81				13,562	(13,562)	-
96022	*** CW BRIDGE IMPROVEMENTS**	**0**	**370,000**	**329**	**13,562**	**356,109**	**96.2 %**
367123	CW PAVEMENT PRESERVATION		400,000			400,000	100.0 %

County of Maui
Statement of Appropriations and Expenditures
Capital Improvement Program by District
Fiscal Year Ending 6/30/2016 - as of 3/31/2016

09	Countywide Index * Activity ** Program *** District	Prior Year Encumbrance / Carryover	Amended Budget / Lapses	Year to Date Expended	Current Encumbrance 03/31/2016	Balance Available	% of Budget Available
368802	CW PAVEMENT PRESV CATCH ALL			17,971	382,029	(400,000)	-
96023	*** CW PAVEMENT PRESERVATION**	**0**	**400,000**	**17,971**	**382,029**	**0**	**0.0 %**
367124	CW RD RESRF/PAVEMENT		5,718,028	947		5,717,081	100.0 %
367324	EHA ST RDWAY DEDICTION		300,000			300,000	100.0 %
368803	CW RD RESRF/PVMNT CATCH ALL			159,820	1,347,814	(1,507,634)	-
368806	CW RD RESRF MAKAWAO AVE			709		(709)	-
368808	CW RD RESRF/BALDWIN AVE			821		(821)	-
368810	CW RD RESRF/PVMNT W MAUI			50		(50)	-
368811	CW RD RESRF/WAILUKU CAMPUS			7,990	3,710	(11,700)	-
368815	CW RD RESRF/S MAUI DISTRICT			18,959	841	(19,800)	-
368820	CW RD RESRF/WAI-KAHULUI			79,416	66,464	(145,880)	-
368836	CW RD RESRF/UPCOUNTRY			50		(50)	-
368837	CW RD RESRF/LANAI DISTRICT			2,200		(2,200)	-
368838	CW RD RESRF/MOLOKAI DIST			2,200		(2,200)	-
368840	CW RD RESRF/PIILANY HWY			24,185	373,290	(397,475)	-
368843	CW RD RESRF/KAHEKILI			2,204		(2,204)	-
368844	CW RD RESRF/MAKANI RD			147		(147)	-
368845	CW RD RESRF/WAKEA/KAAHUMANU			161		(161)	-
368846	CW RD RESRF/HANSEN/HANA			234	11,050	(11,284)	-
96024	*** CW RD RESURF & PAVEMENT PRESER**	**0**	**6,018,028**	**300,093**	**1,803,169**	**3,914,766**	**65.1 %**
367125	CW SAFETY IMPROVEMENTS		390,000			390,000	100.0 %
367325	KAMEHAMEHA AVE ST LIGHT		10,000			10,000	100.0 %
368805	CW SAFETY P NAHIENAENA			736		(736)	-
368819	CW SAFETY GENERAL CATCH ALL				102,880	(102,880)	-
368821	CW SAFETY KALUANUI RD			10,199		(10,199)	-
368834	CW SAFETY WAIALE RD EXT				5,595	(5,595)	-
368835	CW SAFETY L HONO RD RETAINING			50		(50)	-
368839	CW SAFETY WAIEHU GC LIGHT			2,085		(2,085)	-
368848	CW SAFETY KAMALII ELEM SCH			423		(423)	-

Back to Top

County of Maui
Statement of Appropriations and Expenditures
Capital Improvement Program by District
Fiscal Year Ending 6/30/2016 - as of 3/31/2016

09	Countywide Index * Activity ** Program *** District	Prior Year Encumbrance / Carryover	Amended Budget / Lapses	Year to Date Expended	Current Encumbrance 03/31/2016	Balance Available	% of Budget Available
96025	*** CW SAFETY IMPROVEMENTS**	**0**	**400,000**	**13,493**	**108,475**	**278,032**	**69.5 %**
367126	CW SIDEWALK IMPROVEMENTS		400,000			400,000	100.0 %
368809	CW SIDEWALK IMPRV/S KIHEI RD				6,934	(6,934)	-
368813	CW SIDEWALK IMPRV/KIHEI BKWY 2			932		(932)	-
368827	CW SDWALK OLD HALEAKALA				100,047	(100,047)	-
368830	CW SIDEWALK KIHEI FIRE STN				52,250	(52,250)	-
96026	*** CW SIDEWALK IMPROVEMENTS**	**0**	**400,000**	**932**	**159,231**	**239,837**	**60.0 %**
367127	CW TRAFFIC CALMING PRG		139,640			139,640	100.0 %
96027	*** CW TRAFFIC CALMING PROGRAM**	**0**	**139,640**	**0**	**0**	**139,640**	**100.0 %**
367128	PAVEMENT JUSTIFICATION		160,000		151,166	8,834	5.5 %
96028	*** CW PAVEMENT JUSTIFICATION**	**0**	**160,000**	**0**	**151,166**	**8,834**	**5.5 %**
367131	CW BIKEWAY IMPROVEMENTS		150,000			150,000	100.0 %
368829	CW BIKEWAY N SHORE GRWAY			65		(65)	-
368841	CW BIKEWAY LILOA DRIVE				16,500	(16,500)	-
368849	CW BIKEWAY KIHEI BW PH2			145		(145)	-
96031	*** CW BIKEWAY IMPROVEMENTS**	**0**	**150,000**	**210**	**16,500**	**133,290**	**88.9 %**
377033	CW SAFETY IMPROVEMNTS	44,733			44,733		0.0 %
97055	*** CW RD RESRFG/SAFETY IMPR/URBAN**	**44,733**	**0**	**0**	**44,733**	**0**	**0.0 %**
387030	CW SAFETY IMPROVEMENTS	89,068			89,068		0.0 %
98062	*** CW safety improvements**	**89,068**	**0**	**0**	**89,068**	**0**	**0.0 %**
907	**** Roads**	**11,957,679**	**7,202,758**	**4,975,745**	**8,831,933**	**5,352,758**	**27.9 %**
356479	SATELLITE TRFR STN PRELIM	132,789		117,789	15,000		0.0 %
95079	*** SATELLITE TRANSFER STN PRELIM**	**132,789**	**0**	**117,789**	**15,000**	**0**	**0.0 %**

County of Maui
Statement of Appropriations and Expenditures
Capital Improvement Program by District
Fiscal Year Ending 6/30/2016 - as of 3/31/2016

09	Countywide Index * Activity ** Program *** District	Prior Year Encumbrance / Carryover	Amended Budget / Lapses	Year to Date Expended	Current Encumbrance 03/31/2016	Balance Available	% of Budget Available
908	**** Solid Waste Facilities**	**132,789**	**0**	**117,789**	**15,000**	**0**	**0.0 %**
319010	CW PUMP STATION RENOVATIONS	35,287		10,546	24,741		0.0 %
91049	*** CW pump stn renovations**	**35,287**	**0**	**10,546**	**24,741**	**0**	**0.0 %**
319012	CW WET WELL REHABILITATION	117,587		96,521	21,066		0.0 %
91051	*** CW wet well rehabilitation**	**117,587**	**0**	**96,521**	**21,066**	**0**	**0.0 %**
329020	CW EPA CONST DECR COMPLNCE PRJ	13,720		13,720			0.0 %
92057	*** CW EPA CONSNT DECR COMPLNCE PR**	**13,720**	**0**	**13,720**	**0**	**0**	**0.0 %**
329023	CW WSTWTR SYSTEM MODIFICATION	170,205		119,300	50,905		0.0 %
92060	*** CW WW SYSTEM MODIFICATIONS**	**170,205**	**0**	**119,300**	**50,905**	**0**	**0.0 %**
331170	CW EPA CONSENT DECREE COMPLIAN	216,650		32,951	183,699		0.0 %
93070	*** CW EPA COMPLIANCE PROJECTS**	**216,650**	**0**	**32,951**	**183,699**	**0**	**0.0 %**
331171	CW EPA WW RECLAMATION FACILITY	289,982		98,849	191,133		0.0 %
93071	*** CW EPA WWRF RENOVATION PROJ**	**289,982**	**0**	**98,849**	**191,133**	**0**	**0.0 %**
331172	CW WASTEWATER SYSTEM MODIFICAT	44,106		26,572	17,533		0.0 %
93072	*** CW WW SYSTEM MODIFICATION**	**44,106**	**0**	**26,572**	**17,533**	**0**	**0.0 %**
345378	CW EPA DECREE COMPLIANCE PRJ	337,694		229,664	108,030		0.0 %
94078	*** CW EPA CONSENT COMPLIANCE PRJ**	**337,694**	**0**	**229,664**	**108,030**	**0**	**0.0 %**
345380	CW WW SYSTEM MODIFICATIONS	458,803		324,886	133,917		0.0 %
94080	*** CW WW SYSTEM MODIFICATIONS**	**458,803**	**0**	**324,886**	**133,917**	**0**	**0.0 %**
345381	CW WET WELL REHABILITATION	81,413		81,413			0.0 %
94081	*** CW WET WELL REHABILITATION**	**81,413**	**0**	**81,413**	**0**	**0**	**0.0 %**
356454	CW EPA DCR LAHAINA WWPS#2	121,904		9,199	112,705		0.0 %

Back to Top

County of Maui
Statement of Appropriations and Expenditures
Capital Improvement Program by District
Fiscal Year Ending 6/30/2016 - as of 3/31/2016

09	Countywide Index * Activity ** Program *** District	Prior Year Encumbrance / Carryover	Amended Budget / Lapses	Year to Date Expended	Current Encumbrance 03/31/2016	Balance Available	% of Budget Available
356473	CW EPA DECREE COMPLIANCE PRJ	34,297	(4,457)			29,840	100.0 %
356489	CW EPA DECREE IAO STREAM			13,840		(13,840)	-
356492	CW EPA DECREE KIHEI FM	583,520		463,888	119,632		0.0 %
356497	CW EPA DCR KAANAPALI WWPS	271,695			271,695		0.0 %
356499	CW EPA DCR PAIA WWPS FM	64,254			64,254		0.0 %
356574	CW EPA DCR COMPLIANCE PRJ				14,959	(14,959)	-
356581	CW EPA DCR WAI-KAH WWTP				1,042	(1,042)	-
95073	*** CW EPA CONSENT DECREE COMPLIAN**	**1,075,670**	**(4,457)**	**486,927**	**584,287**	**(1)**	**(0)%**
356474	CW EPA DECREE WW RECL RENOV	454,505				454,505	100.0 %
356496	CW EPA DECREE KAANAPALI WWPS	470,007			470,007		0.0 %
356564	CW EPA DECREE WAI-KAH WWRF				150,000	(150,000)	-
356573	CW EPA DECREE -KULANIHAKOI				110,000	(110,000)	-
356577	CW EPA DECREE -HI'AN HOMES			15,645	104,965	(120,610)	-
356580	CW EPA DECREE KIHEI WWRF GRIT			42,179	17,758	(59,937)	-
356585	CW EPA DCR/WK WWRF EROSION			13,958		(13,958)	-
95074	*** CW EPA CONSENT DECREE WWRF REN**	**924,512**	**0**	**71,782**	**852,730**	**0**	**0.0 %**
356475	CW WW SYSTEM MODIFICATIONS	100,616				100,616	100.0 %
356509	CW WW SYSTEM MOD-GENERAL			57,213	34,099	(91,312)	-
356520	CW WW SYSTEM MOD-KIHEI FM	25,409			25,409		0.0 %
356521	CW WW SYSTEM MOD-WM RECYCLED	170,027			170,027		0.0 %
356530	CW WW SYSTEM MOD-WWRF SHORELIN	578,833		500,592	78,241		0.0 %
356543	CW WW SYSTEM MOD-WAIEHU	2,059			2,059		0.0 %
356579	CW WW SYSTEM MOD-NAPILI				9,304	(9,304)	-
95075	*** CW WW SYSTEM MODIFICATIONS**	**876,944**	**0**	**557,805**	**319,139**	**0**	**0.0 %**
356476	CW WET WELL REHABILITATION	679,389	(87,753)			591,636	100.0 %
356498	CW WET WELL KAANAPALI WWPS	68,285			68,285		0.0 %
356542	CW WET WELL MISC PROJECTS	231,114		242,909	579,842	(591,636)	(256)%
95076	*** CW WET WELL REHABILITATION**	**978,788**	**(87,753)**	**242,909**	**648,127**	**0**	**0.0 %**

County of Maui
Statement of Appropriations and Expenditures
Capital Improvement Program by District
Fiscal Year Ending 6/30/2016 - as of 3/31/2016

09	Countywide Index * Activity ** Program *** District	Prior Year Encumbrance / Carryover	Amended Budget / Lapses	Year to Date Expended	Current Encumbrance 03/31/2016	Balance Available	% of Budget Available
367162	CW EPA DECREE COMPLIANCE PRJ		500,000			500,000	100.0 %
368807	CW EPA DECREE KIHEI RECYCLED				35,370	(35,370)	-
368824	CW EPA DECREE CATCH ALL				51,901	(51,901)	-
368831	CW EPA DECREE LAHAINA WWRFM				350,000	(350,000)	-
96062	*** CW EPA CONSENT COMPLIANCE PRJS**	**0**	**500,000**	**0**	**437,271**	**62,729**	**12.5 %**
367163	CW EPA DECREE WW RECL RENOV		2,000,000			2,000,000	100.0 %
368804	CW EPA DECREE KIHEI WWRF			90,728		(90,728)	-
368817	CW EPA DECREE WWRF RENOVATIONS			48,072	362,079	(410,151)	-
368826	CW EPA DECREE HAWAIIAN HOMES				8,169	(8,169)	-
368832	CW EPA DECREE LAHAINA WWRFM				100,000	(100,000)	-
368854	CW EPA DECREE KAHULUI WWRF				23,300	(23,300)	-
96063	*** CW EPA WWRF RENOVATION PRJS**	**0**	**2,000,000**	**138,800**	**493,548**	**1,367,652**	**68.4 %**
367164	CW SOIL AQUIFER TREATMENT		100,000			100,000	100.0 %
96064	*** CW SOIL AQUIFER TRTMNT STUDY**	**0**	**100,000**	**0**	**0**	**100,000**	**100.0 %**
367165	CW WW SYSTEM MODIFICATIONS		500,000			500,000	100.0 %
368816	CW WWSM HYATT PUMP STN			24,500		(24,500)	-
368825	CW WWSM HAWAIIAN HOMES				96,156	(96,156)	-
368828	CW WWSM NAPILI 5&6 FM				19,035	(19,035)	-
368833	CW WWSM LAHAINA WWRFM				301,186	(301,186)	-
368842	CW WWSM LAHAINA WWPS #3				59,123	(59,123)	-
96065	*** CW WW SYSTEM MODIFICATIONS**	**0**	**500,000**	**24,500**	**475,500**	**0**	**0.0 %**
909	**** Wastewater Facilities**	**5,621,361**	**3,007,790**	**2,557,145**	**4,541,626**	**1,530,380**	**17.7 %**
District	***** Countywide**	**54,620,764**	**12,629,503**	**14,578,496**	**41,277,677**	**11,394,089**	**16.9 %**
	Grand Total	**159,110,522**	**73,031,291**	**53,005,689**	**88,318,557**	**90,817,556**	**39.1 %**

Back to Top

V. Appendix

V. Appendix

Back to Top

GLOSSARY

Activity
An activity is a program or part of a program. Each activity has a budget amount in the operating budget or Capital Improvement Program.

Appropriation
Money authorized to spend for a specific use.

Bonds - General Obligation
A funding tool that is a written promise to pay a specific sum plus interest in the future, used to fund capital improvement projects. A General Obligation bond is secured by the County's General Fund.

Capital Improvement Program (CIP)
Capital projects are long-lived expenditures related to construction, expansion or major repair of infrastructure. An appropriation for a capital improvement lapses six months after the close of the fiscal year. There are eight programs: Drainage, Flood Control, Government Facilities, Parks and Recreation, Economic Development / Planning, Roads, Solid Waste Facilities and Wastewater Facilities.

Carryover Savings (Fund Balance)
Unappropriated revenue and unencumbered balances of any appropriations in a fund at the end of the fiscal year. For budget purposes this is an estimated amount.

Character
Revenue is grouped by object and character. The character (Char) is a major group such as Taxes, or Licenses and Permits.

Countywide Costs
Countywide costs include costs such as insurance, debt payments, inter-departmental transfers and employee benefits.

Debt Service
The interest and principal payments on bond issues used to finance certain capital improvement projects and loans.

Encumbrance
A commitment of funds to an expenditure at a future date as a result of a purchase order, contract or other funding commitment. An estimated amount of expenditures. The funds may not be used for any other purpose.

Expenditure
An outlay of funds. A payment for goods or services rendered.

Fiscal Year
The County fiscal year runs from July 1 to June 30 of the following year. The operating budget is based on this time frame.

Fund
A separate accounting entity with revenues and expenditures for carrying on specific activities. The largest fund is the General Fund. The Wastewater Fund, the Highway Fund and the Solidwaste Fund are other examples. Also see **FUND DESCRIPTIONS**.

GLOSSARY

Grants / Grant Revenue
A grant is a financial contribution by the County or a State, Federal or private organization to support a particular function. The County receives as well as distributes grants. Grant funds are legally restricted to expenditures for specific purposes and provide a cost sharing alternative for programs and projects. Grant revenue was referred to as "Special Revenue" in previous years' budgets.

Interfund / Interdepartmental Transfers
These are governmental accounting transfers of revenue between funds. These transfers include overhead, fringe benefits and debt service charges as well as supplemental transfers from the General Fund for special fund operations and CIP.

Lapsed Bond Proceeds
These are funds appropriated from previous fiscal years that are not encumbered by December 31 of the following fiscal year. Lapsed funds must be re-appropriated prior to expenditure.

Object
Revenue is grouped by object and character. An object is a smaller group such as General Property Taxes, Business Licenses and Permits, or Interest Income.

Operating Budget
Expenditures for all departments' salaries and wages, operations and equipment.

Program
An activity or service or group of activities or services and the resources to carry them out, that are intended to achieve specific objectives. Each county department is responsible for at least one program. Some programs are funded by the Operating Budget and some by Grant Revenue.

Revenue
Receipts received from various sources including real property tax, the transient accommodations tax, fuel tax and sewer/cesspool user fees.

Special Assessment
A charge made against certain properties to help pay for all or part of the cost of a specific capital improvement project. Also park land or a monetary assessment fee received from new developments.

Transient Accommodations Tax
Also known as hotel room tax. The County of Maui receives 22.8% of the total amount collected by the State, after 6% of the Statewide collections are withheld for administrative expense. The current TAT rate in Hawaii is 9.25%.

FUND DESCRIPTIONS

The budget is organized into funds. A fund is a separate accounting entity with revenues and expenditures for carrying on specific activities. Each fund is a set of self-balancing accounts.

Following is a list of all funds that are subject to appropriation in the Maui County budget.

General Fund
This is the largest of the County's funds. It accounts for all financial resources which are not required to be in another fund. Services within the General Fund include police and fire protection, parks and recreation (except golf), general administrative services, social concerns, planning and other activity for which a special fund has not been created.

Liquor Control Fund
It receives revenue from all liquor license fees. Fund revenues are expended for the operation and administration of the Liquor Control Commission, Liquor Control Adjudication Board, and the Department of Liquor Control.

Highway Fund
This fund was created for the deposit of fuel taxes, public utility franchise taxes and motor vehicle weight taxes. These revenues are expended for acquisition, design, construction, Improvement, repair and maintenance of County highways, streets, street lights, storm drains and bridges.

Wastewater Fund
It was established to receive all revenue derived from monthly sewer charges, assessments and service charges for pumping of cesspools, septic tanks, etc.. Revenue is expended for the repair, operation and maintenance of the wastewater facilities and sewer systems, including debt service.

Bikeway Fund
This fund was established to collect revenue from bicycle licenses. It is expended for bikeway construction and maintenance.

Solid waste Fund
All refuse collection fees and landfill disposal charges are deposited here. The fund is used for the operation of the County's collection and disposal programs and for diversion programs such as resource recovery and recycling.

Grant Funds
A grant is a financial contribution by the County or a State, Federal or private organization to support a particular function. The County receives as well as distributes grants. Grant funds are legally restricted to expenditures for specific purposes and provide a cost sharing alternative for programs and projects. Grant revenue was referred to as "Special Revenue" in previous years' budgets. The funds are aggressively pursued to relieve the reliance on County funds and to encourage participation of other government agencies.

Debt Service Fund
Debt service of bonds and loans is accounted for in this fund. The transfer to this fund is included in the Operations by Budget Item report.

Golf Fund
This fund was established to account for the proceeds of playing fees and for fees from golf course concessions (restaurant and pro shop). This revenue is expended for the operation, maintenance and capital improvements of the Waiehu Golf Course.

Capital Projects Fund
It is used to account for general obligation bonds that are issued for capital improvement projects.

Utility Enterprise Fund
The Department of Water Supply uses this. The receipts and disbursements are reported by the revenue categories and program appropriations in the budget ordinance.

Back to Top

COUNTY OF MAUI

CAPITAL IMPROVEMENT PROJECTS REPORT

AS OF MARCH 31, 2016

AAYY-NNN-XXXXXX

AA - Source of Funding (see descriptions below)
YY - Project Year (Budgeted Year)

NNN - IFAS Sub-fund

XXXXXX – Index Code (Appropriation #)

AA-Source of Funding Descriptions:

GF -	General Fund
GF/LN -	General Fund Loan
HY -	Highway Fund
BY -	Bikeway Fund
LC-	Liquor Control Fund
WM -	Wastewater Fund
SW -	Solid Waste Fund
GOLF -	Golf Fund
PA -	Parks Assessment Fund
SA -	Sewer Assessment Fund
GO -	Bond Issued
GOLAPS -	Lapsed Bond
FF -	Federal Funds
SH -	State Funds
ARRA -	ARRA Federal Funds
SH/LN -	State Revolving Fund
USDA -	USDA Loan
DOT -	State Dept of Transportation
PV -	Private Funds

System IFAS – Integrated Financial and Administrative Solution


COUNTY OF MAUI
STATE OF HAWAII

County of Maui
Capital Improvement Projects Report (Excluding Department of Water Supply)
As of 3/31/2016

13-901 DRAINAGE	Original Appropriation	Alloted To Date	Expenditure Prior Years	Expenditure Current Year	Amount Lapsed	Encumbrance	Allotment Balance
Paia-Haiku Community Plan Area							
HAIKU ROAD DRAINAGE IMPROVMNTS							
GO12-370-321201: Lapse 12/31/12	114,125.00	114,125.00	76,870.87	37,254.13			
GO14-371-321212: Lapse 12/31/12	1,885,875.00	1,885,875.00		607,517.06		1,278,357.94	
	2,000,000.00	**2,000,000.00**	**76,870.87**	**644,771.19**	**0.00**	**1,278,357.94**	**0.00**
Wailuku-Kahului Community Plan Area							
IAO STREAM IMPROVEMENTS							
GO08-367-371200: Lapse 12/31/07	500,000.00	258,100.00	110,363.36			147,736.64	( )
Kihei-Makena Community Plan Area							
KIHEI DRAINAGE MASTER PLAN							
HY05-302-357010: Lapse 12/31/05	350,000.00	350,000.00	330,444.25	17,000.00		2,555.75	
S KIHEI RD CULVERT REPLCMNT							
GO17-373-367243: Lapse 12/31/16	1,600,000.00	3,800.00		3,800.00			
HAUOLI ST DRAINAGE IMPROVMNTS							
HY09-302-391001: Lapse 12/31/09	200,000.00	200,000.00	48,760.00		105,000.00	46,240.00	
GO14-371-331244: Lapse 12/31/13	2,500,000.00	1,970,022.48	469,340.64	1,308,527.02	684.84	191,469.98	
	4,650,000.00	**2,523,822.48**	**848,544.89**	**1,329,327.02**	**105,684.84**	**240,265.73**	**0.00**
West Maui Community Plan Area							
LAHAINA WATERSHED PROJ DIVERSI							
DOT11-325-317506: #STP-STP-0900(0 77)		1,979,367.00	1,911,702.18			54,745.47	12,919.35
LAHAINA WATERSHD FLOOD CONTRL							
GO10-368-301200: Lapse 12/31/10	6,275,000.00	3,776,428.37	2,747,588.35		891,492.34	137,347.68	( )
GO14-371-321213: Lapse 12/31/12	2,563,498.08	361,349.00	35,376.60	57,490.82		268,481.58	( )
GO14-371-331247: Lapse 12/31/13	1,100,000.00	1,100,000.00	1,003,929.96		64,794.57	31,275.47	
GO15-372-345212: Lapse 12/31/14	49,615.12	49,615.12	46,227.93	3,387.19			
GO17-373-345276: Lapse 12/31/14 ORD#4095	677,698.55	6,992.95		6,936.82		56.13	
GO17-373-356216: Lapse 12/31/15 ORD#4095	997,900.00	216,315.36				216,315.36	
GO15-372-356250: Lapse 12/31/15	2,100.00	2,100.00		2,100.00			
GO17-373-367245: Lapse 12/31/16	2,000,000.00						
L HONOAPIILANI RD RETAINING							
GO17-373-356217: Lapse 12/31/15 ORD#4095	297,621.00	262,474.00		222,111.61		40,362.39	
NAPILI 4/5 CULVERT							
GO17-373-356229: Lapse 12/31/15	226,965.00	226,965.00		82,460.00		144,505.00	
GO15-372-356252: Lapse 12/31/15	73,035.00	73,035.00		73,035.00			
LAH WATERSHED PROJ DIV PH 3A							
DOT13-325-337506: #STP-STP-0900(0 83)		2,282,912.50	1,459,170.86			421,588.16	402,153.48
	14,263,432.75	**10,337,554.30**	**7,203,995.88**	**447,521.44**	**956,286.91**	**1,314,677.24**	**415,072.83**
Molokai Community Plan Area							
KAUNAKAKAI DRAINAGE SYS B							
GO17-373-367246: Lapse 12/31/16	400,000.00	393,497.00		23,351.38		370,145.62	

County of Maui
Capital Improvement Projects Report (Excluding Department of Water Supply)
As of 3/31/2016

13-901 Drainage	Original Appropriation	Alloted To Date	Expenditure Prior Years	Expenditure Current Year	Amount Lapsed	Encumbrance	Allotment Balance
KAUNAKAKAI LEVEE CERTIFICATION							
GF13-301-331112: Lapse 12/31/13	400,000.00	400,000.00	344,011.40	55,988.60			
	800,000.00	**793,497.00**	**344,011.40**	**79,339.98**	**0.00**	**370,145.62**	**0.00**
Countywide							
CW DRAINAGE IMPROVEMENTS							
HY10-302-301029: Lapse 12/31/10	300,000.00	300,000.00	261,163.15		34,386.85	4,450.00	
GO14-371-321203: Lapse 12/31/12	1,211,279.78	1,211,279.78	452,512.51	80,809.13	65,927.32	612,030.82	
GO14-371-331249: Lapse 12/31/13	1,300,000.00	1,288,837.57	912,296.64	143,088.75	11,476.35	221,975.83	
GF14-301-345319: Lapse 12/31/14	1,350,000.00	1,350,000.00	1,189,197.15		6,581.13	154,221.72	
GO15-372-356C56: Lapse 12/31/15	818,547.85	818,547.85	646,416.57	172,120.11	200,184.59		(200,173.42)
GO17-373-356C66: Lapse 12/31/15	881,452.15	881,452.15		471,522.28		399,011.20	10,918.67
GO17-373-367C48: Lapse 12/31/16	1,500,000.00	1,221,519.32		143,546.54		823,935.78	254,037.00
CW MUNI SEP STRM WATER/SEWER							
GF15-301-356C20: Lapse 12/31/15	300,000.00	300,000.00	210,645.31	89,354.69			
PAPA AVE DRAINAGE IMPROVEMENTS							
GF14-301-345389: Lapse 12/31/14	250,000.00	250,000.00	17,781.15		195,833.68	36,385.17	
	7,911,279.78	**7,621,636.67**	**3,690,012.48**	**1,100,441.50**	**514,389.92**	**2,252,010.52**	**64,782.25**
TOTAL Drainage	**30,124,712.53**	**23,534,610.45**	**12,273,798.88**	**3,601,401.13**	**1,576,361.67**	**5,603,193.69**	**479,855.08**

County of Maui
Capital Improvement Projects Report (Excluding Department of Water Supply)
As of 3/31/2016

13-902 Other Projects	Original Appropriation	Alloted To Date	Expenditure Prior Years	Expenditure Current Year	Amount Lapsed	Encumbrance	Allotment Balance
Makawao-Pukalani-Kula Community Plan Area							
KULA AGRICULTURAL PARK EXP							
GO17-373-367282: Lapse 12/31/16	1,000,000.00						
Wailuku-Kahului Community Plan Area							
WAILUKU UNION CHCH/ADDL PARK							
GF14-301-345312: Lapse 12/31/14	100,000.00	100,000.00	19,193.60	3,735.65	76,437.65	633.10	
Countywide							
PUBLIC SAFETY RADIO SYSTEM							
GO14-371-331251: Lapse 12/31/13	4,850,000.00	4,850,000.00	4,561,481.62	28,841.00		259,677.38	
GO15-372-345262: Lapse 12/31/14	888,013.44	888,013.44	686,464.67	201,548.77			()
GO17-373-345290: Lapse 12/31/14 ORD#4095	1,582,986.56	1,425,818.56		97,790.97		1,328,027.59	
GOLAPS-350-345363: Lapse 12/31/14	529,000.00	529,000.00	397,675.44	74,551.45		56,773.11	
GO17-373-356258: Lapse 12/31/15	240,000.00	240,000.00				240,000.00	
GOLAPS-350-356460: Lapse 12/31/15	1,210,000.00	1,210,000.00			735,424.04	474,575.96	
CW EQUIPMENT							
GO15-372-345210: Lapse 12/31/14	413,530.00	413,530.00	119,530.00	294,000.00			
GO17-373-367256: Lapse 12/31/16	2,162,500.00	2,035,664.20				2,035,664.20	
GO17-373-367257: Lapse 12/31/16	988,000.00	818,119.70				818,119.70	
GO17-373-367258: Lapse 12/31/16	697,000.00						
GO17-373-367C51: Lapse 12/31/16							
BUS STOPS & SHELTERS							
GO15-372-345208: Lapse 12/31/14	918,379.00	918,379.00	639,098.00	260,558.00	18,723.00		
GO14-371-345260: Lapse 12/31/14	62,807.00	62,807.00	36,435.00	6,345.00	20,027.00		
GO17-373-345291: Lapse 12/31/14	18,814.00	18,814.00		11,463.00		7,351.00	
GF15-301-356425: Lapse 12/31/15	1,000,000.00	1,000,000.00		491,266.35		508,733.65	
GO17-373-367250: Lapse 12/31/16	800,000.00	110,158.00				110,158.00	
CW PW ADA IMPROVEMENTS							
HY13-302-331136: Lapse 12/31/13	500,000.00	500,000.00	292,318.52		39,077.78	168,603.70	
	16,861,030.00	**15,020,303.90**	**6,733,003.25**	**1,466,364.54**	**813,251.82**	**6,007,684.29**	**0.00**
TOTAL Other Projects	**17,961,030.00**	**15,120,303.90**	**6,752,196.85**	**1,470,100.19**	**889,689.47**	**6,008,317.39**	**0.00**

13-903 Government Facilities	Original Appropriation	Alloted To Date	Expenditure Prior Years	Expenditure Current Year	Amount Lapsed	Encumbrance	Allotment Balance
Hana Community Plan Area							
NAHIKU COMMUNITY CENTER							
GO12-370-324200: Lapse 12/31/12	250,000.00	250,000.00	103,072.89		32,806.04	114,121.07	
Paia-Haiku Community Plan Area							
HAIKU FIRE STATION							
GF08-301-383010: Lapse 12/31/08	500,000.00	500,000.00	447,897.20	10,118.00		41,984.80	
GO10-368-393201: Lapse 12/31/09	600,000.00	600,000.00	470,023.31			129,976.69	
KAUNOA F/O EXPANSION/RE							
GF15-301-356403: Lapse 12/31/15	120,000.00	120,000.00	2,369.69	4,288.72		113,341.59	
	1,220,000.00	**1,220,000.00**	**920,290.20**	**14,406.72**	**0.00**	**285,303.08**	**0.00**
Makawao-Pukalani-Kula Community Plan Area							
KULA COM'TY CTR LAND ACQUI							
GO17-373-367236: Lapse 12/31/16	307,000.00						
WAIAKOA/KULA GYM ACQ							
GO17-373-367237: Lapse 12/31/16	1,220,000.00						
MAKAWAO MUNI PARK'G LOT							
GF15-301-356404: Lapse 12/31/15	200,000.00	200,000.00			7,309.00	192,691.00	
	1,727,000.00	**200,000.00**	**0.00**	**0.00**	**7,309.00**	**192,691.00**	**0.00**
Wailuku-Kahului Community Plan Area							
COUNTY SERVICE CENTER							
GO17-373-356293: Lapse 12/31/15	1,632,976.00	1,632,809.00				1,632,809.00	
MARKET ST PLAZA IMPROVEMENT							
GF15-301-356409: Lapse 12/31/15	355,000.00	355,000.00	9,870.00	1,500.00	30,919.08	312,710.92	
REAL PROPERTY AT WAIKAPU							
GO14-371-331243: Lapse 12/31/13	2,710,000.00	2,705,702.04	2,693,116.92	10,569.18		2,015.94	
KALANA/MAUI PARK'G LOT RESURF							
GF14-301-345306: Lapse 12/31/14	200,000.00	200,000.00	11,238.27		26.54	188,735.19	
KALANA PAKUI REROOFING							
GF14-301-345307: Lapse 12/31/14	250,000.00	250,000.00		250,000.00			
AIR CONDITION CHILLER REPLCT							
GF14-301-345308: Lapse 12/31/14	100,000.00	100,000.00		79,775.00	1,959.00	18,266.00	
KALANA O MAUI ELECTRICAL							
GO17-373-367240: Lapse 12/31/16	1,200,000.00						
2154 KAOHU ST PROPERTY							
GO17-373-367280: Lapse 12/31/16	1,220,000.00	1,214,840.35		1,214,840.35			
WAILUKU REDEV'T MUNI PRKG LOT							
GF16-301-367104: Lapse 12/31/16	7,460,304.00	7,460,304.00					7,460,304.00
LIQUOR DEPT OFFICE IMPROVEMENT							
LC14-306-345364: Lapse 12/31/14	100,000.00	100,000.00	71,503.50	234.35	28,262.15		()

13-903 Government Facilities	Original Appropriation	Alloted To Date	Expenditure Prior Years	Expenditure Current Year	Amount Lapsed	Encumbrance	Allotment Balance
	15,228,280.00	**14,018,655.39**	**2,785,728.69**	**1,556,918.88**	**61,166.77**	**2,154,537.05**	**7,460,304.00**
Kihei-Makena Community Plan Area							
KIHEI POLICE STATION							
GO08-367-383200: Lapse 12/31/08	700,000.00	650,000.00	574,350.00			75,650.00	
GO14-371-331253: Lapse 12/31/13	3,250,000.00	3,225,277.04	3,138,885.36			86,391.68	
DMVL KIHEI SATELLITE OFF EXP							
GF14-301-345313: Lapse 12/31/14	100,000.00	100,000.00	15,175.93		80,000.00	4,824.07	
	4,050,000.00	**3,975,277.04**	**3,728,411.29**	**0.00**	**80,000.00**	**166,865.75**	**0.00**
Lanai Community Plan Area							
LANAI FIRE STN IMPRVMNT							
GF16-301-367110: Lapse 12/31/16	10,000.00	10,000.00					10,000.00
Molokai Community Plan Area							
KAUNAKAKAI POLICE STN RENOVA							
GF13-301-331114: Lapse 12/31/13	300,000.00	300,000.00			300,000.00		()
GO17-373-367247: Lapse 12/31/16	250,000.00						
MOLOKAI BASEYARD DESIGN&C							
GOLAPS-350-356459: Lapse 12/31/15	3,500,000.00	3,500,000.00		226,059.65	3,086,848.00	187,092.35	
	4,050,000.00	**3,800,000.00**	**0.00**	**226,059.65**	**3,386,848.00**	**187,092.35**	**0.00**
Countywide							
CW FIRE FACILITIES							
GF09-301-393016: Lapse 12/31/09	150,000.00	150,000.00	36,570.60		83,916.50	29,512.90	
GF10-301-303191: Lapse 12/31/10	300,000.00	300,000.00	275,876.39		22,373.61	1,750.00	
GO10-368-313205: Lapse 12/31/11	150,000.00	150,000.00	111,925.00			38,075.00	
GF12-301-323021: Lapse 12/31/12	150,000.00	150,000.00	137,716.54		8,325.16	3,958.30	
GF14-301-345321: Lapse 12/31/14	300,000.00	300,000.00	150,186.90		5.08	149,808.02	
GF16-301-367C13: Lapse 12/31/16	300,000.00	300,000.00		63,453.02			236,546.98
CW FACILITY BUILDING IMPRVMNTS							
GO12-370-313204: Lapse 12/31/11	150,000.00	150,000.00	102,411.00			47,589.00	
GF13-301-331115: Lapse 12/31/13	350,000.00	350,000.00	226,274.97	14,823.78	61,854.04	47,047.21	
GF14-301-345320: Lapse 12/31/14	500,000.00	500,000.00	337,355.93	78,136.85	8,776.33	75,730.89	
GF15-301-356C21: Lapse 12/31/15	600,000.00	600,000.00	17,784.58	318,943.76	13,401.94	249,869.72	
GO17-373-367C49: Lapse 12/31/16	750,000.00	175,665.55				175,665.55	
CW POLICE FACILITIES							
GF13-301-331117: Lapse 12/31/13	300,000.00	300,000.00	276,246.51			23,753.49	
GF15-301-356C22: Lapse 12/31/15	250,000.00	250,000.00			17,639.00	232,361.00	
GF16-301-367C15: Lapse 12/31/16	150,000.00	150,000.00					150,000.00
KALANA O MAUI CAMPUS EXP DESIG							
GO15-372-345202: Lapse 12/31/14	999,238.53	999,238.53	716,889.27	282,349.26			
GO17-373-345264: Lapse 12/31/14	500,761.47	500,732.47				500,732.47	
PUBLIC SAFETY RADIO SYS REPLMT							
GOLAPS-350-323026: Lapse 12/31/12	5,522,692.00	5,522,692.00	5,484,147.00	25,545.44		12,999.56	

County of Maui
Capital Improvement Projects Report (Excluding Department of Water Supply)
As of 3/31/2016

13-903 Government Facilities	Original Appropriation	Alloted To Date	Expenditure Prior Years	Expenditure Current Year	Amount Lapsed	Encumbrance	Allotment Balance
CW PUBLIC WRKS ADA IMPROVMNTS							
HY12-302-323024: Lapse 12/31/12	500,000.00	500,000.00	57,785.60		441,188.40	1,026.00	
COUNTY BUILDING RENOVATION							
GF10-301-303189: Lapse 12/31/10	300,000.00	300,000.00	238,692.52	11,296.00	3,305.10	46,706.38	
CW FUEL TANK REPLACEMENTS							
GF14-301-345323: Lapse 12/31/14	250,000.00	250,000.00			38,790.00	211,210.00	
GF16-301-367C14: Lapse 12/31/16	100,000.00	100,000.00					100,000.00
	12,572,692.00	**11,998,328.55**	**8,169,862.81**	**794,548.11**	**699,575.16**	**1,847,795.49**	**486,546.98**
TOTAL Government Facilities	**39,107,972.00**	**35,472,260.98**	**15,707,365.88**	**2,591,933.36**	**4,267,704.97**	**4,948,405.79**	**7,956,850.98**

13-904 Parks and Recreation	Original Appropriation	Alloted To Date	Expenditure Prior Years	Expenditure Current Year	Amount Lapsed	Encumbrance	Allotment Balance
Hana Community Plan Area							
PA'ANI MAI PARK IMPROVM							
GF15-301-356402: Lapse 12/31/15	300,000.00	300,000.00	18,576.00	29,434.00	29,840.00	222,150.00	
NAHIKU COMMUNITY CENTER							
GF13-301-331101: Lapse 12/31/13	280,000.00	280,000.00	734.50			279,265.50	
GF14-301-345302: Lapse 12/31/14	600,000.00	600,000.00			124,213.57	475,786.43	
HANA BALLFIELD							
GF14-301-345391: Lapse 12/31/14	190,000.00	190,000.00	12,058.34	177,827.05		114.61	
HELENE HALL IMPROVEMENTS							
GF14-301-345301: Lapse 12/31/14	165,000.00	165,000.00	625.00	13,135.32	1,739.68	149,500.00	
HANA-KEANAE-KAILUA PARKS							
GF15-301-356401: Lapse 12/31/15	165,000.00	165,000.00	9,452.50	66,920.45		88,627.05	
GF16-301-367101: Lapse 12/31/16	446,250.00	446,250.00		8,123.41		12,117.28	426,009.31
	2,146,250.00	**2,146,250.00**	**41,446.34**	**295,440.23**	**155,793.25**	**1,227,560.87**	**426,009.31**
Paia-Haiku Community Plan Area							
PAIA-HAIKU PARKS SYSTEM							
GF16-301-367102: Lapse 12/31/16	450,000.00	450,000.00		4,255.00		46,222.69	399,522.31
Makawao-Pukalani-Kula Community Plan Area							
MAKAWAO-HAIKU-PAIA PARKS							
GF15-301-356405: Lapse 12/31/15	325,000.00	325,000.00	100,525.41	156,398.53		68,076.06	
PUK-KULA-ULUPALAKUA PARKS							
GF15-301-356406: Lapse 12/31/15	245,000.00	245,000.00	8,013.22	108,676.88	800.00	127,509.90	
UPCOUNTRY SKATE PARK							
GF15-301-356407: Lapse 12/31/15	75,000.00	75,000.00				75,000.00	
MAK-PUK-KULA ULU PARKS							
GF16-301-367103: Lapse 12/31/16	435,000.00	435,000.00		8,558.56		59,224.84	367,216.60
MAYOR E TAM BALLFLD LIGHTS							
GF15-301-356408: Lapse 12/31/15	550,000.00	550,000.00	29,759.00	312,155.12	208,085.88		
	1,630,000.00	**1,630,000.00**	**138,297.63**	**585,789.09**	**208,885.88**	**329,810.80**	**367,216.60**
Wailuku-Kahului Community Plan Area							
CENTRAL MAUI PARKS SYSTEM							
GF16-301-367105: Lapse 12/31/16	600,000.00	600,000.00		9,020.92		162,424.00	428,555.08
WAILUKU GYM IMPROVEMENTS							
GO15-372-345216: Lapse 12/31/14	6,150.76	6,150.76	1,212.96	4,937.80			
GO14-371-345245: Lapse 12/31/14	1,653,642.06	1,659,792.82	1,255,122.06	349,561.00	6,150.76	48,959.00	
GF15-301-356412: Lapse 12/31/15	275,000.00	275,000.00		11,600.32	211,971.48	51,428.20	
KAHULUI PARKS SYSTEM							
GF15-301-356410: Lapse 12/31/15	325,000.00	325,000.00	3,408.76	60,700.68	6,892.04	253,998.52	
KANAHA BEACH PRK MSTR PLAN							
GF15-301-356411: Lapse 12/31/15	250,000.00	250,000.00		124,351.16	45.00	125,603.84	

13-904 Parks and Recreation	Original Appropriation	Alloted To Date	Expenditure Prior Years	Expenditure Current Year	Amount Lapsed	Encumbrance	Allotment Balance
KEPANIWAI HERITAGE GARDENS							
GF16-301-367106: Lapse 12/31/16	100,000.00	100,000.00					100,000.00
WAIL-WAIH-WAIK PARKS SYS							
GF15-301-356413: Lapse 12/31/15	590,000.00	590,000.00	246,189.11	281,880.55		61,930.34	
WM COMPLEX PAVING IMPROVEMENTS							
GF14-301-345311: Lapse 12/31/14	400,000.00	400,000.00	375,483.47		84.58	24,431.95	
WAIKAPU COM'TY CTR EXP							
PA15-309-356461: Lapse 12/31/15	80,000.00	80,000.00	16,020.00	43,342.00		20,638.00	
WAR MEMORIAL CIVIC COMPLEX							
GF14-301-345310: Lapse 12/31/14	200,000.00	200,000.00	44,653.32	100,829.76	5,818.00	48,698.92	
	4,479,792.82	**4,485,943.58**	**1,942,089.68**	**986,224.19**	**230,961.86**	**798,112.77**	**528,555.08**
Kihei-Makena Community Plan Area							
S MAUI COMMUNITY PARK							
PA13-309-331156: Lapse 12/31/13	225,000.00	225,000.00	124,537.80	100,462.20			
GO17-373-356227: Lapse 12/31/15	16,588,792.49	438,635.29		157,206.76		281,428.53	
GO15-372-356248: Lapse 12/31/15	11,207.51	11,207.51		11,207.51			
GF15-301-356416: Lapse 12/31/15	655,000.00	655,000.00	35,695.60	453,225.01		166,079.39	
GF16-301-367107: Lapse 12/31/16	885,000.00	885,000.00		7,823.00		734,415.37	142,761.63
KENOLIO BLDG RENOVATION							
GF14-301-345314: Lapse 12/31/14	314,000.00	314,000.00	238,183.27		75,816.73		
WAIPUILANI PARK IRRIGATION							
GF16-301-367108: Lapse 12/31/16	800,000.00	800,000.00		11,000.00		155,000.00	634,000.00
	19,479,000.00	**3,328,842.80**	**398,416.67**	**740,924.48**	**75,816.73**	**1,336,923.29**	**776,761.63**
West Maui Community Plan Area							
WEST MAUI PARKS SYSTEM							
PA15-309-356462: Lapse 12/31/15	800,000.00	800,000.00		322,340.16		477,659.84	
GF16-301-367109: Lapse 12/31/16	225,000.00	225,000.00				225,000.00	
PA16-309-367154: Lapse 12/31/16	480,000.00	480,000.00		11,010.26		386,773.16	82,216.58
LAHAINA CC TENNIS COMPLEX							
PA14-309-345103: Lapse 12/31/14	335,000.00	335,000.00	46,293.00	288,707.00			
MOKUHINIA ECOSYSTEM/RESTORATN							
GO15-372-345207: Lapse 12/31/14	67,585.74	67,585.74	27,182.03	40,403.71			
GO17-373-345266: Lapse 12/31/14 ORD#4095	132,414.26	132,411.37				132,411.37	
GF15-301-356560: Lapse 12/31/15	50,000.00	50,000.00		47,000.00		3,000.00	
LAHAINA CIVIC CENTER							
GF14-301-345315: Lapse 12/31/14	250,000.00	250,000.00	83,874.28	166,125.72			
WAHIKULI BCH PARK PAVILION							
GF13-301-331109: Lapse 12/31/13	150,000.00	150,000.00	136,533.76		55.51	13,410.73	
	2,490,000.00	**2,489,997.11**	**293,883.07**	**875,586.85**	**55.51**	**1,238,255.10**	**82,216.58**
Lanai Community Plan Area							

13-904 Parks and Recreation	Original Appropriation	Alloted To Date	Expenditure Prior Years	Expenditure Current Year	Amount Lapsed	Encumbrance	Allotment Balance
LANAI SKATEBOARD PARK							
GF14-301-345317: Lapse 12/31/14	25,000.00	25,000.00	13,180.00	11,812.75		7.25	
LANAI PARKS SYSTEM							
GF15-301-356417: Lapse 12/31/15	130,000.00	130,000.00	3,435.40	67,937.54		58,627.06	
GF16-301-367111: Lapse 12/31/16	262,500.00	262,500.00		951.79		158,246.74	103,301.47
	417,500.00	**417,500.00**	**16,615.40**	**80,702.08**	**0.00**	**216,881.05**	**103,301.47**
Molokai Community Plan Area							
DUKE MALIU PARKING DESIGN							
GF12-301-324029: Lapse 12/31/12	50,000.00	50,000.00	49,248.66	751.34			( )
GF13-301-331113: Lapse 12/31/13	200,000.00	200,000.00	196,254.17	3,745.83			
DUKE MALIU BALLFLD LIGHT REPLC							
GF13-301-331181: Lapse 12/31/13	50,000.00	50,000.00	39,452.71	4,146.11	6,401.18		
GF15-301-356419: Lapse 12/31/15	550,000.00	550,000.00	500,489.00	43,511.00	6,000.00		
MOLOKAI PARKS SYSTEM							
GF15-301-356418: Lapse 12/31/15	695,000.00	695,000.00	547,840.30	100,532.01		46,627.70	(.01)
GF16-301-367112: Lapse 12/31/16	273,750.00	273,750.00		42,988.25		7,822.00	222,939.75
	1,818,750.00	**1,818,750.00**	**1,333,284.84**	**195,674.54**	**12,401.18**	**54,449.70**	**222,939.74**
Countywide							
CW PARK FACILITIES							
GF12-301-324031: Lapse 12/31/12	400,000.00	400,000.00	399,208.49	749.00		42.51	( )
GF13-301-331118: Lapse 12/31/13	400,000.00	400,000.00	356,699.79			43,300.21	
GF14-301-345325: Lapse 12/31/14	175,000.00	175,000.00	150,456.47	8,419.21		16,124.32	
GF15-301-356C24: Lapse 12/31/15	500,000.00	500,000.00	193,807.01	30,332.26	22,123.07	253,737.66	
CW PARKS ADA IMPROVEMENTS							
GF14-301-345324: Lapse 12/31/14	300,000.00	300,000.00	282,925.79	9,879.28	1,080.00	6,114.93	
GF15-301-356C23: Lapse 12/31/15	500,000.00	500,000.00	46,825.82	235,706.96	.01	217,467.21	
GF16-301-367C16: Lapse 12/31/16	200,000.00	200,000.00				560.37	199,439.63
LARGE CAP CESSPOOL CLOSURE							
GF13-301-331120: Lapse 12/31/13	300,000.00	300,000.00	106,553.79		190,556.21	2,890.00	( )
GO17-373-367252: Lapse 12/31/16	550,000.00	99,664.00					99,664.00
	3,325,000.00	**2,874,664.00**	**1,536,477.16**	**285,086.71**	**213,759.29**	**540,237.21**	**299,103.63**
TOTAL Parks and Recreation	**36,236,292.82**	**19,641,947.49**	**5,700,510.79**	**4,049,683.17**	**897,673.70**	**5,788,453.48**	**3,205,626.35**

13-907 Roads	Original Appropriation	Alloted To Date	Expenditure Prior Years	Expenditure Current Year	Amount Lapsed	Encumbrance	Allotment Balance
Hana Community Plan Area							
HANA DISTRICT RD RESURFACING							
HY01-302-317003: Lapse 12/31/01	650,000.00	643,184.00	462,188.90		147,509.31	33,485.79	
KALEPA ROCK FALL ASSESSMENT							
HY16-302-367117: Lapse 12/31/16	150,000.00	150,000.00					150,000.00
PIILANI HWY RDWY/EMBANKMENT							
GO17-373-367232: Lapse 12/31/16	500,000.00						
GO17-373-367281: Lapse 12/31/16	400,000.00	109,400.00					109,400.00
WAIOPAI BRIDGE IMPRV							
GO17-373-367233: Lapse 12/31/16	600,000.00						
PAPAHAWAHAWA BRIDGE REPLACMNT							
GO12-370-317201: Lapse 12/31/11	1,100,000.00	579,473.00	579,468.70			4.30	
DOT11-325-317501: #STP-BR0900(49)	5,000,000.00	4,037,352.00	2,443,290.57				1,594,061.43
KAHOLOPOO BRIDGE REPLACEMNT							
GO12-370-317200: Lapse 12/31/11 ORD3814-A	700,000.00	700,000.00	625,736.52	3,101.81		71,161.67	
DOT12-325-327500: #STP-BR0900-078	1,680,000.00	1,672,000.00	1,299,460.00	53,739.11		59,552.77	259,248.12
WAIOHONU BRIDGE REPL BR0900(68							
DOT11-325-317505: #STP-STP0900(68	2,800,000.00	3,289,180.00	2,622,687.54			43,933.06	622,559.40
	13,580,000.00	**11,180,589.00**	**8,032,832.23**	**56,840.92**	**147,509.31**	**208,137.59**	**2,735,268.95**
Paia-Haiku Community Plan Area							
BALDWIN AVE BIKEWAY/GREENWAY							
BY11-304-317035: Lapse 12/31/11	200,000.00	200,000.00	35,807.60	7,787.60	58,812.00	97,592.80	
GO17-373-367234: Lapse 12/31/16	350,000.00						
NORTH SHORE GREENWAY							
GO17-373-367235: Lapse 12/31/16	350,000.00	12,055.64		6,087.65		4,177.00	1,790.99
PAIA SCHOOL SAFE ROUTES							
HY15-302-356426: Lapse 12/31/15	150,000.00	150,000.00	497.24	3,334.00	136,616.76	9,552.00	
DOT15-325-356790: #STP-STP-XXXXXX XX							
KALIALINUI BRIDGE IMPROVEMENT							
GO15-372-345239: Lapse 12/31/14	1,237,160.74	1,237,160.74	767,935.11	469,225.63			
GO17-373-345288: Lapse 12/31/14 ORD#4095	262,839.26	204,729.26		20,079.87		144,517.80	40,131.59
BRIDGE INSPECTION PROGRAM							
DOT15-325-356770: #STP-BR-NBIS(06 2)	500,000.00	306,500.00					306,500.00
	3,050,000.00	**2,110,445.64**	**804,239.95**	**506,514.75**	**195,428.76**	**255,839.60**	**348,422.58**
Makawao-Pukalani-Kula Community Plan Area							
PUKALANI STREET PAVEMENT							
DOT12-325-327508: #STP-STP-3620(0 01)	1,038,137.00	737,932.26	714,998.19				22,934.07
MAK/MAKANI ROAD IMPROVEMENTS							
HY06-302-367010: Lapse 12/31/06	600,000.00	600,000.00	287,595.59			312,404.41	
DOT12-325-327504: #STP-STP-3630(1	76,359.42	1,676,359.42	800,412.26				875,947.16
KOKOMO RD PAVEMENT RECON							

13-907 Roads	Original Appropriation	Alloted To Date	Expenditure Prior Years	Expenditure Current Year	Amount Lapsed	Encumbrance	Allotment Balance
GO17-373-356223: Lapse 12/31/15	46,387.51	46,387.51				46,387.51	
GO15-372-356238: Lapse 12/31/15	1,403,612.49	1,403,612.49	1,167,324.25	236,288.24			
POLIPOLI ROAD DRAINAGE IMPRVTS							
HY09-302-397052: Lapse 12/31/09	250,000.00	250,000.00	172,164.54	2,749.98	75,085.48		
HALIIMAILE ROAD RESRFCNG							
HY11-302-317025: Lapse 12/31/11	420,000.00	420,000.00	331,331.74	1,873.09	86,795.17		
HALIIMAILE RD IMPROVEMENTS							
DOT12-325-327503: #STP-STP-A371(1		1,680,000.00	817,952.44				862,047.56
DOT13-325-337503: #STP-STP-A371 (002)	1,000,671.05	1,000,671.05	985,108.15	440.00			15,122.90
HALEAKALA HWY INTERSECT IMPR							
GO15-372-345211: Lapse 12/31/14	231,809.00	231,809.00	192,888.50	38,920.50			
GO17-373-345274: Lapse 12/31/14 ORD#4095	1,218,491.00	37,271.00		12,810.00		24,461.00	
HY16-302-367118: Lapse 12/31/16	500,000.00	500,000.00					500,000.00
GOLAPS-350-367153: Lapse 12/31/16	1,000,000.00	1,000,000.00					1,000,000.00
OLD HALEAKALA HWY SIDEWALK							
SH13-323-331140: ACT106, SLH2012	998,000.00	998,000.00				998,000.00	
GO14-371-345241: Lapse 12/31/14	37,360.00	37,360.00	28,804.00	8,556.00			
GO17-373-345286: Lapse 12/31/14 ORD#4095	422,640.00	57,802.00				57,802.00	
SH14-323-345410:	2,000,000.00	1,250,000.00					1,250,000.00
OLD HALEAKALA/MAKANI RD IMPRO							
GO15-372-345214: Lapse 12/31/14	9,906.19	9,906.19	4,600.38	5,305.81			
GO17-373-356239: Lapse 12/31/15	1,381,750.00	662.29		662.29			
DOT15-325-356780: #STP-STP-0900(0 84)-	4,027,000.00	4,034,035.80					4,034,035.80
KOKOMO RD PAVEMENT RECON							
DOT15-325-356740: #STP-STP-0366(0 01)	3,800,000.00	5,594,858.80	3,872,077.89	1,321,482.64		401,298.27	
GO17-373-367239: Lapse 12/31/16	1,400,000.00	6,197.88		2,552.06			3,645.82
GO17-373-367283: Lapse 12/31/16	1,381,750.00	230.06					230.06
BALDWIN AVE RESURFACING							
DOT14-325-345403: #STP-STP-0390(0 01)	2,261,738.00	2,261,738.00	1,788,689.36	273,677.54		199,370.54	.56
GO17-373-367238: Lapse 12/31/16	3,361,250.00	8,190.66		7,586.85			603.81
	28,866,861.66	**23,843,024.41**	**11,163,947.29**	**1,912,905.00**	**161,880.65**	**2,039,723.73**	**8,564,567.74**
Wailuku-Kahului Community Plan Area							
KAM/HINA AVE TRAFFIC SIGNAL							
DOT11-325-317504: #STP-STP-3940(1)	1,200,000.00	860,568.00	477,445.01				383,122.99
MILL STREET RETAINING WALL							
GO14-371-331242: Lapse 12/31/13	500,000.00	500,000.00	69,118.30	430,881.70			
KAMEHAMEHA AVE @ MAUI LANI							
HY16-302-367119: Lapse 12/31/16	1,400,000.00	1,400,000.00					1,400,000.00
WAIALE RD SHOULDER IMPROVEMENT							
GO14-371-345248: Lapse 12/31/14	114,900.00	114,900.00	13,300.00	30,520.00		71,080.00	
GO17-373-356245: Lapse 12/31/15	400,000.00	400,000.00				400,000.00	
PAPA AVE PAVEMENT REHABILITATI							
GO14-371-345247: Lapse 12/31/14	2,380,000.00	2,380,000.00	1,926,428.48	279,507.46		174,064.06	

13-907 Roads	Original Appropriation	Alloted To Date	Expenditure Prior Years	Expenditure Current Year	Amount Lapsed	Encumbrance	Allotment Balance
DOT14-325-347520: #STP-STP-3910(0 01)	6,625,000.00	6,625,000.00	5,930,258.37			692,913.47	1,828.16
LONO AVENUE IMPROVEMENTS							
HY12-302-327030: Lapse 12/31/12	760,000.00	760,000.00	456,585.25		276,429.06	26,985.69	
DOT12-325-327507: #STP-STO-3950(0 07)	1,608,226.46	962,602.54	830,100.75			108,161.89	24,339.90
WAKEA AVE TRAFFIC SIGNALS							
GO14-371-345249: Lapse 12/31/14	12,200.00	12,200.00	7,950.00			4,250.00	
GO17-373-345293: Lapse 12/31/14	48,271.12	48,271.12		45,507.81		2,763.31	
HY14-302-345326: Lapse 12/31/14	180,000.00	180,000.00	5,000.00		139,621.48	35,378.52	
DOT14-325-345402: #STP-STP-0900(0 82)	400,000.00	400,000.00	158,115.50	182,031.24		29,318.86	30,534.40
KAHEKILI HWAY PAVMENT/REHAB							
DOT12-325-327501: #STP-STP3405(3)	3,200,000.00	3,200,000.00	2,318,400.75				881,599.25
GO17-373-367241: Lapse 12/31/16	3,000,000.00						
WAKEA PVMNT KAAHUMANU/PUUNENE							
HY13-302-331124: Lapse 12/31/13	800,000.00	800,000.00	686,670.03		47,101.47	66,228.50	
DOT13-325-337515: #STP-STP-3920 (006)	3,275,685.65	3,267,572.54	2,214,779.41			246,774.69	806,018.44
GO14-371-345250: Lapse 12/31/14	517,573.02	517,573.02	448,679.45	23,695.00		45,198.57	
DOT14-325-345401: #STP-STP-0900(0 82)	2,500,000.00	2,229,601.16	1,794,717.81	94,780.00		275,574.26	64,529.09
IAO SCHOOL PEDESTRIAN IMPRVT							
HY14-302-345328: Lapse 12/31/14	250,000.00	250,000.00		250,000.00			
ONEHEE AVE BIKE PLAN IMPROVE							
HY14-302-345327: Lapse 12/31/14	40,000.00	40,000.00		40,000.00			
KUIKAHI DR PAVEMENT REHAB							
GO17-373-367242: Lapse 12/31/16	440,000.00	1,253.47		679.43			574.04
LONO AVE PAVEMENT REHAB PH2							
DOT15-325-356720: #STP-STP-3950(0 08)	694,000.00	1,544,784.53	1,357,514.62			187,269.91	
HANSEN ROAD IMPROVEMENT							
GO17-373-356225: Lapse 12/31/15	446,484.05	446,484.05		338,712.41		107,771.64	
GO15-372-356242: Lapse 12/31/15	928,515.95	928,515.95	556,765.48	371,750.47			
DOT15-325-356700: #STP-STP-3600(0 01) -	3,500,000.00	3,919,875.20	1,614,152.67	2,076,657.32		89,095.93	139,969.28
LOWER MAIN ST RESURFACING							
HY16-302-367120: Lapse 12/31/16	150,000.00	150,000.00					150,000.00
KAHAKULOA STREAM BRIDGE							
GO17-373-356244: Lapse 12/31/15	700,000.00	508,933.00		33,185.00		475,748.00	
WAIEHU STREAM BRIDGE REPAIR							
GO17-373-356246: Lapse 12/31/15	500,000.00	500,000.00				500,000.00	
KAM AVE/HINA PVTMNT REHAB							
HY13-302-331122: Lapse 12/31/13	1,200,000.00	1,200,000.00	1,011,231.93		44,345.51	144,422.56	
KAMEHAMEHA AVE AT KANE ST							
HY13-302-331125: Lapse 12/31/13	250,000.00	250,000.00	98,887.76		131,572.44	19,539.80	
KAMEHAMEHA AVE PAVEMENT REHAB							
DOT13-325-337504: #STP-STP-0900 (079)	3,727,251.98	3,717,059.29	2,204,927.72			577,690.22	934,441.35
KAMEHAMEHA TRFC SIGNAL @ KANE							
DOT13-325-337505: #STP-STP-3940(0 02)	493,176.96	493,176.96	325,951.04			78,159.18	89,066.74

13-907 Roads	Original Appropriation	Alloted To Date	Expenditure Prior Years	Expenditure Current Year	Amount Lapsed	Encumbrance	Allotment Balance
CENTRAL MAUI BIKE/PEDESTRIAN							
BY16-304-367129: Lapse 12/31/16	150,000.00	150,000.00					150,000.00
	42,391,285.19	**38,758,370.83**	**24,506,980.33**	**4,197,907.84**	**639,069.96**	**4,358,389.06**	**5,056,023.64**
Kihei-Makena Community Plan Area							
S KIHEI RD TRAFFIC SIGNAL MOD							
HY13-302-331129: Lapse 12/31/13	80,000.00	80,000.00	42,035.00	17,020.00	20,945.00		
KIHEI GREENWAY IMPROVEMNTS							
BY12-304-327036: Lapse 12/31/12	150,000.00	150,000.00	74,896.14	75,103.86			
S KIHEI RD PAVEMENT REHAB							
HY13-302-331127: Lapse 12/31/13	600,000.00	600,000.00	325,048.46		248,851.10	26,100.44	
DOT14-325-345400: #STP-STP-3100(0 13)	2,600,000.00	1,404,595.61	1,259,729.99			144,865.62	
KIHEI BIKEWAY-PIILANI NORTH							
DOT04-325-347501: #STP-STP-3115(2)		1,829,362.16	1,447,471.86	(15,241.03)			397,131.33
BY16-304-367130: Lapse 12/31/16	353,469.00	353,469.00		14,687.65		323,648.16	15,133.19
PV16-329-367579:	46,531.00	46,531.00		310.42			46,220.58
DOT16-325-369501: #STP-STP-3115(0 03)-	2,872,170.00	2,872,170.00				2,872,170.00	
S KIHEI RD IMPRV PH 4							
HY16-302-367121: Lapse 12/31/16	100,000.00	100,000.00				36,387.77	63,612.23
HY16-302-367184: Lapse 12/31/16	340,000.00	340,000.00					340,000.00
NORTH SO COLLECTOR RD/NAMAUU							
HY14-302-345331: Lapse 12/31/14	250,000.00	250,000.00	11,859.72	69,370.11		168,770.17	
GO17-373-367244: Lapse 12/31/16	553,622.00						
PV16-329-367577:	246,378.00	246,378.00					246,378.00
KULANIHAKOI BRIDGE REPLACEMNT							
HY11-302-317030: Lapse 12/31/11	700,000.00	700,000.00	468,333.46	38,171.31		193,495.23	
SO KIHEI SIDEWALK/BOAT RAMP/KI							
HY14-302-345330: Lapse 12/31/14	550,000.00	550,000.00	246,537.78	205,419.40	54,230.57	43,812.25	
WAILEA ALANUI/IKE DR PAVEMENT							
GO17-373-356215: Lapse 12/31/15 ORD#4095	1,590,721.76	1,036,671.32		450,161.23		586,510.09	
GO15-372-356249: Lapse 12/31/15	579,278.24	579,278.24	149,936.06	429,342.18			
DOT15-325-356760: #STP-STP-0900(0 84)	5,880,000.00	5,926,495.29	580,082.32	4,815,366.53		531,046.44	
	17,492,170.00	**17,064,950.62**	**4,605,930.79**	**6,099,711.66**	**324,026.67**	**4,926,806.17**	**1,108,475.33**
West Maui Community Plan Area							
WM ROADWAY IMPRV SVO GRANT							
PV16-329-367575:	1,700,000.00	1,700,000.00					1,700,000.00
FRONT ST BREAKWALL REPAIR							
HY15-302-356429: Lapse 12/31/15	150,000.00	150,000.00		74,411.00	75,589.00		
L HONOAPIILANI MTV GRANT							
PV15-329-356575:	715,000.00	715,000.00					715,000.00
SHAW ST SIDEWALK/WAINEE ST							
HY10-302-307027: Lapse 12/31/10	250,000.00	250,000.00	77,950.51	35,455.75	100,642.74	35,951.00	

13-907 Roads	Original Appropriation	Alloted To Date	Expenditure Prior Years	Expenditure Current Year	Amount Lapsed	Encumbrance	Allotment Balance
FRONT ST DECK&RAIL REPAIR							
HY15-302-356430: Lapse 12/31/15	250,000.00	250,000.00		48,258.00	125,981.00	75,761.00	
	3,065,000.00	**3,065,000.00**	**77,950.51**	**158,124.75**	**302,212.74**	**111,712.00**	**2,415,000.00**
Countywide							
BIKEWAY PROJECTS							
BY01-304-317020: Lapse 12/31/01	300,000.00	300,000.00	153,432.50			146,567.50	
BY03-304-337014: Lapse 12/31/03	300,000.00	300,000.00	67,439.17		187,343.59	45,217.24	
BY04-304-347020: Lapse 12/31/04	300,000.00	300,000.00	226,795.18		1,614.56	71,590.26	
BY13-304-331138: Lapse 12/31/13	300,000.00	300,000.00	111,354.54	47,494.30		141,151.16	
BY14-304-345337: Lapse 12/31/14	300,000.00	300,000.00	19,565.14	46,290.14	147,941.95	86,202.77	
BY15-304-356C37: Lapse 12/31/15	620,000.00	620,000.00	9,627.70	184,100.20		426,272.10	
BY16-304-367C31: Lapse 12/31/16	150,000.00	150,000.00		209.55		16,499.92	133,290.53
CW SIDEWALK IMPROVEMENTS							
HY13-302-331133: Lapse 12/31/13	500,000.00	500,000.00	321,617.69		35,844.00	142,538.31	
HY14-302-345335: Lapse 12/31/14	450,000.00	450,000.00	331,911.47	11,682.26	44,403.73	62,002.54	
HY15-302-356C35: Lapse 12/31/15	500,000.00	500,000.00	893.29	322,326.31		176,780.41	(.01)
HY16-302-367C26: Lapse 12/31/16	400,000.00	400,000.00		931.92		159,231.28	239,836.80
CW BRIDGE REPAIR/MAINTENANCE							
HY01-302-317016: Lapse 12/31/01	250,000.00	250,000.00	165,350.87	44,909.30	11.48	39,728.35	
HY14-302-345332: Lapse 12/31/14	295,000.00	295,000.00	150,402.76			144,597.24	
HY15-302-356C31: Lapse 12/31/15	370,000.00	370,000.00	75,095.40	11,379.84	64,075.51	219,449.25	
HY16-302-367C22: Lapse 12/31/16	370,000.00	370,000.00		329.57		13,562.00	356,108.43
CW ROAD RESURFACING							
HY11-302-317031: Lapse 12/31/11	3,200,000.00	3,200,000.00	2,816,546.60	21,099.37	362,354.03		
HY12-302-327032: Lapse 12/31/12	5,436,736.00	5,436,736.00	4,712,209.02	45,277.24	188,399.03	490,850.71	
HY13-302-331131: Lapse 12/31/13	6,211,200.00	6,211,200.00	5,658,023.54	18,779.21	154,131.14	380,266.11	()
CW SAFETY IMPROVEMNTS							
HY07-302-377033: Lapse 12/31/07	600,000.00	600,000.00	518,429.51		36,837.37	44,733.12	()
HY08-302-387030: Lapse 12/31/08	500,000.00	500,000.00	328,696.01		82,236.34	89,067.65	
HY12-302-327033: Lapse 12/31/12	150,000.00	150,000.00	115,942.56		32,252.89	1,804.55	
HY13-302-331132: Lapse 12/31/13	600,000.00	600,000.00	426,107.52	31,348.80	5,955.41	136,588.27	
HY14-302-345334: Lapse 12/31/14	500,000.00	500,000.00	324,284.19	54,930.60	103,395.61	17,389.60	
HY15-302-356C34: Lapse 12/31/15	600,000.00	600,000.00	258,921.62	63,868.48		277,209.90	
HY16-302-367C25: Lapse 12/31/16	390,000.00	390,000.00		13,493.30		108,475.35	268,031.35
EHA ST RDWAY DEDICTION							
HY16-302-367324: Lapse 12/31/16	300,000.00	300,000.00					300,000.00
CW SPEED HUMP/SPEED TABLE PRG							
HY14-302-345336: Lapse 12/31/14	500,000.00	500,000.00	73,628.58	109,913.88	206,682.54	109,775.00	
HY15-302-356C36: Lapse 12/31/15	500,000.00	500,000.00		173,790.83	248,091.41	78,117.76	
KAMEHAMEHA AVE ST LIGHT							
HY16-302-367325: Lapse 12/31/16	10,000.00	10,000.00					10,000.00
CW PAVEMENT PRESERVATION							
HY15-302-356C32: Lapse 12/31/15	500,000.00	500,000.00	53,440.58	345,375.88	101,183.54		
HY16-302-367128: Lapse 12/31/16	160,000.00	160,000.00				151,165.69	8,834.31

13-907 Roads	Original Appropriation	Alloted To Date	Expenditure Prior Years	Expenditure Current Year	Amount Lapsed	Encumbrance	Allotment Balance
HY16-302-367C23: Lapse 12/31/16	400,000.00	400,000.00		17,971.20		382,028.80	
KAMALII ELEM SCH SAFE ROUTES							
DOT13-325-337507: #STP-SRS-1500(6 0)	460,000.00	459,000.00	377,146.79	678.22			81,174.99
PRINCESS NAHIENAENA SAFE ROUTE							
DOT13-325-337508: #STP-SRS-1500(5 9)	150,000.00	155,000.00	105,033.40	1,000.00			48,966.60
WAILUKU MUNI PARKING LOT							
HY15-302-356439: Lapse 12/31/15	350,000.00	350,000.00	3,441.65	1,784.19		344,774.16	
CW RD RESURFACING/PAVEMENT PR							
HY14-302-345333: Lapse 12/31/14	5,546,744.00	5,546,744.00	3,499,514.15	1,075,649.57	768.15	970,812.13	
HY15-302-356C33: Lapse 12/31/15	4,943,698.00	4,943,698.00	1,536,914.01	1,918,039.16	127,027.58	1,361,717.25	
HY16-302-367C24: Lapse 12/31/16	5,718,028.00	5,718,028.00		300,091.57		1,803,169.68	3,614,766.75
SAFE ROUTES TO SCH PRG							
SH15-323-356730: ORD#4195	101,000.00	152,109.38					152,109.38
CW TRAFFIC CALMING PRG							
HY16-302-367C27: Lapse 12/31/16	139,640.00	139,640.00					139,640.00
BRIDGE INSPECTN NBIS(062)							
DOT15-325-356710: #STP-BR-NBIS(06 2		305,600.00		113,000.00		192,600.00	
	43,372,046.00	**43,732,755.38**	**22,441,765.44**	**4,975,744.89**	**2,130,549.86**	**8,831,936.06**	**5,352,759.13**
TOTAL Roads	**151,817,362.85**	**139,755,135.88**	**71,633,646.54**	**17,907,749.81**	**3,900,677.95**	**20,732,544.21**	**25,580,517.37**

County of Maui
Capital Improvement Projects Report (Excluding Department of Water Supply)
As of 3/31/2016

13-908 Solid Waste Facilities	Original Appropriation	Alloted To Date	Expenditure Prior Years	Expenditure Current Year	Amount Lapsed	Encumbrance	Allotment Balance
Hana Community Plan Area							
HANA LF MAKAI BERM WASTE							
SW15-305-356477: Lapse 12/31/15	750,000.00	750,000.00	1,249.99	107,866.40		640,883.61	
SW16-305-367166: Lapse 12/31/16	250,000.00	250,000.00		500.00		150,993.74	98,506.26
	1,000,000.00	**1,000,000.00**	**1,249.99**	**108,366.40**	**0.00**	**791,877.35**	**98,506.26**
Makawao-Pukalani-Kula Community Plan Area							
MAKANI CLOSED LF REMEDIATIN							
SW16-305-367167: Lapse 12/31/16	300,000.00	300,000.00		30,530.00		21,788.00	247,682.00
Wailuku-Kahului Community Plan Area							
CENTRAL MAUI LANDFILL (CML)							
GOLAPS-350-331152: Lapse 12/31/13	390,000.00	390,000.00	356,751.54	30,971.39		2,277.07	
GO17-373-356213: Lapse 12/31/15 ORD#4095	233,745.00	230,945.00		2,040.00		228,905.00	
GO15-372-356247: Lapse 12/31/15	16,255.00	16,255.00	7,820.00	8,435.00			
WAIKAPU CLOSED LF REMEDIATIN							
SW16-305-367168: Lapse 12/31/16	300,000.00	300,000.00		76,920.00			223,080.00
C MAUI LANDFILL IMPRVMT							
SW15-305-356478: Lapse 12/31/15	1,050,000.00	1,050,000.00	27,740.00	660,761.13	8,585.13	352,913.74	
	1,990,000.00	**1,987,200.00**	**392,311.54**	**779,127.52**	**8,585.13**	**584,095.81**	**223,080.00**
West Maui Community Plan Area							
OLOWALU CLOSED LF REMEDIATIN							
SW16-305-367169: Lapse 12/31/16	300,000.00	300,000.00		9,522.64		97,285.36	193,192.00
Molokai Community Plan Area							
MOLOKAI LDFILL CELL#4 CONSTRUC							
GO15-372-345213: Lapse 12/31/14	514,512.99	514,512.99	491,157.99	23,355.00			
GO17-373-345278: Lapse 12/31/14 ORD#4095	216,002.01	57,218.76		35,915.00		21,303.76	
KALAMAULA CLOSED LF REMEDIATIN							
SW16-305-367170: Lapse 12/31/16	400,000.00	400,000.00				57,650.00	342,350.00
	1,130,515.00	**971,731.75**	**491,157.99**	**59,270.00**	**0.00**	**78,953.76**	**342,350.00**
Countywide							
SATELLITE TRFR STN PRELIM							
SW15-305-356479: Lapse 12/31/15	150,000.00	150,000.00	17,211.29	117,788.71		15,000.00	
TOTAL Solid Waste Facilities	**4,870,515.00**	**4,708,931.75**	**901,930.81**	**1,104,605.27**	**8,585.13**	**1,589,000.28**	**1,104,810.26**

13-909 Wastewater Facilities	Original Appropriation	Alloted To Date	Expenditure Prior Years	Expenditure Current Year	Amount Lapsed	Encumbrance	Allotment Balance
Paia-Haiku Community Plan Area							
PAIA FORCE MAIN REPLACEMENT							
WM13-303-331159: Lapse 12/31/13	560,000.00	560,000.00	480,906.80	79,093.20			
SH/LN-341-356480: C15005 48 Lapse 12/3	5,100,000.00	5,100,000.00		1,691,184.24	3,249,833.00	158,982.76	
	5,660,000.00	**5,660,000.00**	**480,906.80**	**1,770,277.44**	**3,249,833.00**	**158,982.76**	**0.00**
Wailuku-Kahului Community Plan Area							
WAILUKU/KAH WWRF SHORELINE							
WM13-303-331162: Lapse 12/31/13	6,000,000.00	6,000,000.00	3,487,820.06	435,679.94	2,076,500.00		
EPA CONSENT DECREE SEWER REHAB							
WM15-303-356463: Lapse 12/31/15	500,000.00	500,000.00	8,120.00	182,376.67	62.48	309,440.85	
WM16-303-367155: Lapse 12/31/16	750,000.00	750,000.00				109,165.97	640,834.03
HOO HUI ANA FM REPLACEMENT							
WM14-303-345369: Lapse 12/31/14	900,000.00	900,000.00			272,900.00	627,100.00	
MALUHIA BEACH LOTS SWR SYSTEM							
WM12-303-329007: Lapse 12/31/12	100,000.00	100,000.00	74,960.16	1,351.17		23,688.67	
WM14-303-345370: Lapse 12/31/14	1,000,000.00	1,000,000.00		497,750.00	151,600.00	350,650.00	
HAWAIIAN HOMES FM REPLACEMENT							
WM14-303-345368: Lapse 12/31/14	280,000.00	280,000.00	209,980.71	70,019.29			
SH/LN-341-367171: Lapse 12/31/16	2,240,000.00	2,240,000.00					2,240,000.00
SH/LN-341-367179: Lapse 12/31/16	4,841,700.00	4,841,700.00					4,841,700.00
WAIEHU WWPS FM REPLACEMENT							
SH/LN-341-356481: Lapse 12/31/15	1,300,000.00	1,300,000.00			462,590.00	837,410.00	
WAIEHU WW PUMP STN MODIFICATIO							
WM14-303-345371: Lapse 12/31/14	2,000,000.00	2,000,000.00		1,132,167.29	18,637.00	849,195.71	
	19,911,700.00	**19,911,700.00**	**3,780,880.93**	**2,319,344.36**	**2,982,289.48**	**3,106,651.20**	**7,722,534.03**
Kihei-Makena Community Plan Area							
KIHEI FM #16 REPLACEMENT							
WM14-303-345372: Lapse 12/31/14	500,000.00	500,000.00	20,150.95	93,373.43		386,475.62	
KIHEI WWPS #10 FM REPLACEMENT							
SH/LN-341-345387: C15007 22 Lapse 12/3	1,620,000.00	1,620,000.00	216,160.00	1,373,471.76		30,368.24	
S MAUI RECYCLED WTR DIST SYS							
WM13-303-331164: Lapse 12/31/13	200,000.00	200,000.00	144,365.40	26,834.94	28,799.66		
WM15-303-356465: Lapse 12/31/15	300,000.00	300,000.00		54,979.54		245,020.46	
SH/LN-341-356482: C15007 17 Lapse 12/3	1,044,000.00	1,044,000.00	964,259.63	61,084.15	30.00	18,626.22	
KIHEI FORCE MAIN#10 REPLMNT							
WM12-303-329010: Lapse 12/31/12	180,000.00	180,000.00	149,186.00	30,814.00			
KIHEI #16 PS REHAB/FM REPLC							
SH/LN-341-367173: Lapse 12/31/16	4,400,000.00	4,400,000.00					4,400,000.00
LILOA DR RECYCLED WATER							
WM15-303-356464: Lapse 12/31/15	100,000.00	100,000.00		45,300.00		54,700.00	

13-909 Wastewater Facilities	Original Appropriation	Alloted To Date	Expenditure Prior Years	Expenditure Current Year	Amount Lapsed	Encumbrance	Allotment Balance
	8,344,000.00	**8,344,000.00**	**1,494,121.98**	**1,685,857.82**	**28,829.66**	**735,190.54**	**4,400,000.00**
West Maui Community Plan Area							
LAHAINA WWRF CONCRETE							
WM15-303-356467: Lapse 12/31/15	500,000.00	500,000.00	192,078.45	230,060.76	77,860.79		
LAHAINA FORCE MAIN#7 REPLCMNT							
WM12-303-329015: Lapse 12/31/12	50,000.00	50,000.00	46,287.00		436.00	3,277.00	
KAANAPALI WWPS MODIFICATIONS							
WM14-303-345375: Lapse 12/31/14	1,000,000.00	1,000,000.00		779,175.28		220,824.72	
LAHAINA WW PUMP STATION #2							
SH/LN-341-331180: C15005 10 Lapse 12/3	5,000,000.00	5,000,000.00	2,358,070.41	1,457,820.65	521,897.00	662,211.94	
KAANAPALI RESORT R-1 WATER DIS							
WM14-303-345374: Lapse 12/31/14	700,000.00	700,000.00	31,360.00			668,640.00	
LAHAINA WWRF ODOR CONTROL							
WM13-303-331168: Lapse 12/31/13	800,000.00	800,000.00	299,829.20	10,562.58	337,429.00	152,179.22	
WM15-303-356469: Lapse 12/31/15	4,000,000.00	4,000,000.00			2,064,733.00	1,935,267.00	
WEST MAUI RECYCLED WATER PROJ							
ARRA13-327-331183: C150054-23	3,500,000.00	3,500,000.00	3,205,090.33		131,612.00		163,297.67
WM14-303-345377: Lapse 12/31/14	50,000.00	50,000.00			325.00	49,675.00	
WM16-303-367161: Lapse 12/31/16	1,360,000.00	1,360,000.00				560,000.00	800,000.00
NAPILI #5&6 FM REPLACEMENTS							
WM15-303-356470: Lapse 12/31/15	300,000.00	300,000.00				300,000.00	
WM16-303-367158: Lapse 12/31/16	120,000.00	120,000.00					120,000.00
WM16-303-367159: Lapse 12/31/16	120,000.00	120,000.00					120,000.00
NAPILI WWPS #1-6 MODIFC							
WM15-303-356471: Lapse 12/31/15	500,000.00	500,000.00		133,378.42	8,000.00	358,621.58	
SHERATON WW LIFT STN MOD							
WM15-303-356472: Lapse 12/31/15	25,000.00	25,000.00		25,000.00			
WM16-303-367160: Lapse 12/31/16	80,000.00	80,000.00					80,000.00
LAHAINA WWRF MODFCTN STAGE 1A							
GO08-367-369201: Lapse 12/31/06	1,000,000.00	1,000,000.00	417,479.00	350,119.00		232,402.00	
SH/LN-341-367174: Lapse 12/31/16	12,500,000.00	12,500,000.00					12,500,000.00
LAHAINA WWRF MODIFICATN							
WM15-303-356468: Lapse 12/31/15	2,000,000.00	2,000,000.00				2,000,000.00	
LAH FORCE MAIN#3 REPLACEMNT							
ARRA11-327-319402: C150054-28	7,560,000.00	7,559,346.54	4,719,006.54		2,840,340.00		
LAHAINA WWPS #3 MODI							
WM16-303-367157: Lapse 12/31/16	1,600,000.00	1,600,000.00					1,600,000.00
LAHAINA FORCE MAIN #4 REPLCMN							
WM13-303-331166: Lapse 12/31/13	1,000,000.00	1,000,000.00	552,519.80	82,274.23	229,050.00	136,155.97	
EPA CONSENT DECREE SEWER REHAB							
WM16-303-367156: Lapse 12/31/16	1,000,000.00	1,000,000.00				69,395.09	930,604.91
	44,765,000.00	**44,764,346.54**	**11,821,720.73**	**3,068,390.92**	**6,211,682.79**	**7,348,649.52**	**16,313,902.58**

County of Maui
Capital Improvement Projects Report (Excluding Department of Water Supply)
As of 3/31/2016

13-909 Wastewater Facilities	Original Appropriation	Alloted To Date	Expenditure Prior Years	Expenditure Current Year	Amount Lapsed	Encumbrance	Allotment Balance
Countywide							
CW EPA WW RECLAMATION FACILITY							
WM13-303-331171: Lapse 12/31/13	2,200,000.00	2,200,000.00	1,910,017.63	98,848.97		191,133.40	
CW PUMP STATION RENOVATIONS							
WM11-303-319010: Lapse 12/31/11	1,000,000.00	1,000,000.00	879,818.63	10,545.98	84,894.00	24,741.39	
CW EPA CONST DECR COMPLNCE PRJ							
WM12-303-329020: Lapse 12/31/12	500,000.00	500,000.00	483,675.75	13,719.60	2,604.65		
WM13-303-331170: Lapse 12/31/13	761,925.00	761,925.00	545,274.59	32,951.27		183,699.14	
WM14-303-345378: Lapse 12/31/14	750,000.00	750,000.00	371,805.78	229,664.10	40,500.00	108,030.12	
WM15-303-356C73: Lapse 12/31/15	1,080,000.00	1,080,000.00	4,330.00	486,926.56	4,456.80	584,286.64	
WM16-303-367C62: Lapse 12/31/16	500,000.00	500,000.00				437,271.44	62,728.56
CW EPA DECREE WW RECL RENOV							
WM15-303-356C74: Lapse 12/31/15	2,000,000.00	2,000,000.00	1,075,487.87	71,782.47		852,729.66	
WM16-303-367C63: Lapse 12/31/16	2,000,000.00	2,000,000.00		138,800.04		493,548.32	1,367,651.64
CW WET WELL REHABILITATION							
WM11-303-319012: Lapse 12/31/11	1,000,000.00	1,000,000.00	843,479.82	96,521.12	38,933.00	21,066.06	
WM14-303-345381: Lapse 12/31/14	1,000,000.00	1,000,000.00	918,587.42	81,412.58			
WM15-303-356C76: Lapse 12/31/15	1,000,000.00	1,000,000.00	21,211.80	242,908.56	87,752.64	648,127.00	
CW SOIL AQUIFER TREATMENT							
WM16-303-367C64: Lapse 12/31/16	100,000.00	100,000.00					100,000.00
CW WSTWTR SYSTEM MODIFICATION							
WM12-303-329023: Lapse 12/31/12	1,000,000.00	1,000,000.00	749,703.09	119,300.00	80,091.91	50,905.00	()
WM13-303-331172: Lapse 12/31/13	1,000,000.00	1,000,000.00	940,221.22	26,572.47	15,672.95	17,533.36	
WM14-303-345380: Lapse 12/31/14	1,000,000.00	1,000,000.00	485,697.59	324,885.77	55,499.20	133,917.44	
WM15-303-356C75: Lapse 12/31/15	1,000,000.00	1,000,000.00	123,056.11	557,804.89	.33	319,138.67	
WM16-303-367C65: Lapse 12/31/16	500,000.00	500,000.00		24,500.00		475,500.00	
	18,391,925.00	**18,391,925.00**	**9,352,367.30**	**2,557,144.38**	**410,405.48**	**4,541,627.64**	**1,530,380.20**
TOTAL Wastewater Facilities	**97,072,625.00**	**97,071,971.54**	**26,929,997.74**	**11,401,014.92**	**12,883,040.41**	**15,891,101.66**	**29,966,816.81**

County of Maui
Capital Improvement Projects Report (Excluding Department of Water Supply)
As of 3/31/2016

13-909 Wastewater Facilities	Original Appropriation	Alloted To Date	Expenditure Prior Years	Expenditure Current Year	Amount Lapsed	Encumbrance	Allotment Balance
TOTAL CAPITAL PROJECTS FUND	377,190,510.20	335,305,161.99	139,899,447.49	42,126,487.85	24,423,733.30	60,561,016.50	68,294,476.85