

ORDINANCE NO. _____

BILL NO. 56 (2026)

A BILL FOR AN ORDINANCE RELATING TO THE
CAPITAL PROGRAM FOR THE FISCAL YEAR ENDING JUNE 30, 2027

BE IT ORDAINED BY THE PEOPLE OF THE COUNTY OF MAUI:

SECTION 1. This ordinance may be referred to as the “Fiscal Year 2027 Capital Program”.


SECTION 2. Pending capital Improvement Projects. The Capital Improvement Projects Report as of December 31, 2025, is set forth in Appendices A-1 and A-2 (attached hereto and made a part hereof).

SECTION 3. Proposed Capital Program for Fiscal Years 2027 through 2032. The proposed Capital Program for Fiscal Years 2027 through 2032 is set forth in Appendix B (attached hereto and made a part hereof).

SECTION 4. If any provision of this ordinance, or the application thereof to any person or circumstance, is held invalid by a court of competent jurisdiction, the invalidity shall not affect other provisions or applications of the ordinance which can be given effect without the invalid provision of applications, and to this end, the provisions of this ordinance are severable.

SECTION 5. This ordinance takes effect on July 1, 2026.

APPROVED AS TO FORM
AND LEGALITY:




KRISTIE M. WRIGGLESWORTH
Deputy Corporation Counsel

INTRODUCED BY:

A handwritten signature in cursive script, appearing to read "Chris Lee". The signature is written in black ink and is positioned above a horizontal line.

Upon the request of the Mayor.



★ This page has been intentionally left blank. ★

COUNTY OF MAUI
CAPITAL IMPROVEMENT PROJECTS REPORT

AS OF DECEMBER 31, 2025

AAYY-NNN-XXXXXX

AA - Source of Funding (see descriptions below)

YY - Project Year (Budgeted Year)

NNN - FE Sub-fund

XXXXXX – Index Code (Appropriation #)

AA-Source of Funding Descriptions:

GF -	General Fund
GF/LN -	General Fund Loan
HY -	Highway Fund
BY -	Bikeway Fund
LC-	Liquor Control Fund
WM -	Wastewater Fund
SW -	Solid Waste Fund
GOLF -	Golf Fund
PA -	Parks Assessment Fund
SA -	Sewer Assessment Fund
GO -	Bond Issued
GOLAPS -	Lapsed Bond
FF -	Federal Funds
SH -	State Funds
ARRA -	ARRA Federal Funds
SH/LN -	State Revolving Fund
USDA -	USDA Loan
DOT -	State Dept of Transportation
PV -	Private Funds

County of Maui
Capital Improvement Projects Report (Excluding Department of Water Supply)
As of 12/31/2025

Appendix A-1

13-901 DRAINAGE	Original Appropriation	Alloted To Date	Expenditure Prior Years	Expenditure Current Year	Amount Lapsed	Encumbrance	Allotment Balance
Makawao-Pukalani-Kula Community Plan Area							
KULA AG PARK PH. 1 EXP - UPCOU -378-360229: Lapse 12/31/26 CBS-4621	5,862,123.00						
TOTAL AGRICULTURE	5,862,123.00	0.00	0.00	0.00	0.00	0.00	0.00

County of Maui
Capital Improvement Projects Report (Excluding Department of Water Supply)
As of 12/31/2025

Appendix A-1

13-901 Drainage	Original Appropriation	Alloted To Date	Expenditure Prior Years	Expenditure Current Year	Amount Lapsed	Encumbrance	Allotment Balance
Hana Community Plan Area							
WAIKAKOI BRIDGE REPLACEMENT GO21-375-301290: Lapse 12/31/20 CBS-5043	850,000.00	850,000.00	804,272.95	45,727.05			
Wailuku-Kahului Community Plan Area							
WAILUKU HTS DRAINLN/OUTLET RPR GO21-375-301247: Lapse 12/31/20 CBS-5508	1,000,000.00	606,378.94	30,570.54			575,808.40	
CERTIFICATION OF LEVEES NO.27 GO21-375-301246: Lapse 12/31/20 CBS-5507	380,000.00	377,435.00	303,799.66	38,454.84		35,180.50	
IAO STREAM BANK STABL @ MY GO21-375-390283: Lapse 12/31/19 CBS-5050	341,768.00	341,768.00	247,614.20			94,153.80	
CENTRAL MAUI DRAINAGE REPAIRS GO18-373-389261: Lapse 12/31/18 CBS-3189	536,716.33	536,716.33	452,388.05		77,492.28	6,836.00	
GO22-376-315291: Lapse 12/31/21 CBS-3189	1,198,103.57	1,097,025.62	882,641.00		9,525.77	204,858.85	
IAO STREAM FLOOD CTRL GO23-377-330293: Lapse 12/31/23 CBS-1070	7,700,000.00	4,836,539.72	3,629,397.92		16,625.80	1,190,516.00	
	11,156,587.90	7,795,863.61	5,546,411.37	38,454.84	103,643.85	2,107,353.55	0.00
Kihei-Makena Community Plan Area							
SOH FLOOD PREVENTION AND MITIG SH20-323-351001: CBS-XXXX		1,250,000.00	1,250,000.00				
West Maui Community Plan Area							
LAHAINA WATERSHED FLOOD CTRL GO14-371-321213: Lapse 12/31/12 CBS-1026	2,563,498.08	361,349.00	263,571.25		97,777.75		()
FF22-321-322500: NR21 5100 CBS-1026	1,229,230.00	1,229,230.00	763,440.41			465,789.59	
	3,792,728.08	1,590,579.00	1,027,011.66	0.00	97,777.75	465,789.59	0.00
Countywide							
CW DRAINAGE IMPROVEMENTS							
GO21-375-393C90: Lapse 12/31/19 CBS#1027	347,109.00	112,265.99	51,366.02		24,840.09	36,059.88	()
GO21-375-303C78: Lapse 12/31/20 CBS-1027	2,149,555.19	2,131,284.48	1,795,373.29		127,967.36	207,943.83	
CW DRAINLINE REPLACEMENT PROGR							
GO22-376-320C63: Lapse 12/31/22 CBS-6633	2,994,785.82	2,994,785.82	2,280,707.44	73,675.40	640,402.98		
GO23-377-326C63: Lapse 12/31/22 CBS-6633	705,214.18	460,242.98	154.12			460,088.86	
-378-330C04: Lapse 12/31/23 CBS-6633		150,347.00				150,347.00	
GO23-377-330C82: Lapse 12/31/23 CBS-6633	3,500,000.00	3,222,391.00	50.00			3,222,341.00	
GO23-377-340C80: Lapse 12/31/24 CBS-6633	5,000,000.00	5,000,000.00	735,771.72	2,583,896.06	11,172.91	1,669,159.31	
GO23-377-350C14: Lapse 12/31/25 CBS-6633	3,000,000.00	2,594,070.00		1,101,711.38		1,492,358.62	
-378-350C54: Lapse 12/31/25 CBS-6633		405,905.00		3,000.00		402,905.00	
-378-360C23: Lapse 12/31/26 CBS-6633	13,300,000.00	2,600,255.72				2,469,826.62	130,429.10
CW BRIDGE/DRAINAGE PROGRAM							
HY22-302-320C60: Lapse 12/31/22 CBS-6069	2,700,000.00	2,700,000.00	2,030,757.61	179,492.00	71,237.69	418,512.70	
GO22-376-320C62: Lapse 12/31/22 CBS-6069	221,570.00	221,570.00	215,773.20			5,796.80	
-378-326C06: Lapse 12/31/22 CBS-6069		42,197.00				42,197.00	

County of Maui
Capital Improvement Projects Report (Excluding Department of Water Supply)
As of 12/31/2025

Appendix A-1

13-901 Drainage	Original Appropriation	Alloted To Date	Expenditure Prior Years	Expenditure Current Year	Amount Lapsed	Encumbrance	Allotment Balance
GO23-377-326C62: Lapse 12/31/22 CBS-6069	978,430.00	445,963.01	382,319.46	2,485.30		61,158.25	
GF23-301-330C80: Lapse 12/31/23 CBS-6069	3,550,000.00	3,550,000.00	2,065,433.04	121,215.98	349,654.56	1,013,696.42	
GO23-377-330C81: Lapse 12/31/23 CBS-6069	6,500,000.00	2,109,385.75	665,577.75			1,443,808.00	
GF24-301-340C77: Lapse 12/31/24 CBS-6069	5,750,000.00	5,750,000.00	3,506,781.40	258,731.72	1,616,652.57	367,834.31	
GF25-301-350C44: Lapse 12/31/25 CBS-6069	5,915,000.00	5,915,000.00	1,844,273.14	744,016.86	627.53	3,326,082.47	
-378-360C22: Lapse 12/31/26 CBS-6069	3,500,000.00						
GF26-301-360C58: Lapse 12/31/26 CBS-6069	5,400,000.00	5,400,000.00		528,223.89		1,169,845.35	3,701,930.76
	65,511,664.19	45,805,663.75	15,574,338.19	5,596,448.59	2,842,555.69	17,959,961.42	3,832,359.86
TOTAL Drainage	81,310,980.17	57,292,106.36	24,202,034.17	5,680,630.48	3,043,977.29	20,533,104.56	3,832,359.86

County of Maui
Capital Improvement Projects Report (Excluding Department of Water Supply)
As of 12/31/2025

Appendix A-1

13-902 Other Projects	Original Appropriation	Alloted To Date	Expenditure Prior Years	Expenditure Current Year	Amount Lapsed	Encumbrance	Allotment Balance
Hana Community Plan Area							
RESTORATN OF POL COTTAGES HANA GF26-301-360049: Lapse 12/31/26 CBS-8903	150,000.00	150,000.00				76,677.97	73,322.03
Pala-Haiku Community Plan Area							
HOLOMUA ROAD GATES GF26-301-360023: Lapse 12/31/26 CBS-8941	400,000.00	400,000.00				382,841.38	17,158.62
Makawao-Pukalani-Kula Community Plan Area							
VON TEMPSKY KULA PROP ACQ GF25-301-351002: Lapse 12/31/25 CBS-XXXX	9,100,000.00	9,100,000.00	9,015,618.34		84,381.66		
KULA AGRICULTURAL PRK PH 1 EXT GF24-301-340095: Lapse 12/31/24 CBS-4621	750,000.00	750,000.00		89,777.82		660,222.18	
GO23-377-340294: Lapse 12/31/24 CBS-4621	10,000,000.00	4,137,877.22				4,137,877.22	
SOH UPCOUNTRY MAUI AGRI PARK SH20-323-301027: CBS-XXXX		3,500,000.00	1,112,308.35	197,242.90		105,101.75	2,085,347.00
	19,850,000.00	17,487,877.22	10,127,926.69	287,020.72	84,381.66	4,903,201.15	2,085,347.00
Wailuku-Kahului Community Plan Area							
IAO THEATER ROOF RESTORATION GF26-301-360026: Lapse 12/31/26 CBS-8944	1,200,000.00	1,200,000.00					1,200,000.00
TRANSPORTATION BASEYARD FACLTY -378-340210: Lapse 12/31/24 CBS-7244	2,020,000.00	2,019,846.88	82,180.67	201,606.92		1,733,441.49	2,617.80
COM GREENWASTE & BIOSOLIDS MGT SW22-305-320013: Lapse 12/31/22 CBS-6637	100,000.00	100,000.00	37,250.00			62,750.00	
HALAU OF OIWI ARTS GO23-377-330248: Lapse 12/31/23 CBS-7251	43,000,000.00	43,000,000.00	8,072,511.19	2,826,869.08		32,100,619.73	()
FITNESS COURTS GF25-301-350068: Lapse 12/31/25 CBS-XXXX	275,000.00	275,000.00	270,222.53		4,777.47		
	46,595,000.00	46,594,846.88	8,462,164.39	3,028,476.00	4,777.47	33,896,811.22	1,202,617.80
West Maui Community Plan Area							
WEST MAUI LAND ACQN & MGMT GF26-301-360027: Lapse 12/31/26 CBS-8945	2,700,000.00	2,700,000.00					2,700,000.00
STATE OF HAWAII DOH GRANT SH17-323-379517: C6-9993921 3	108,000.00	108,000.00	107,896.00				104.00
	2,808,000.00	2,808,000.00	107,896.00	0.00	0.00	0.00	2,700,104.00
Countywide							
PUMP STATION TEMP REPAIRS -378-350C08: Lapse 12/31/25 CBS-8404	5,000,000.00	4,999,932.00				4,999,932.00	
CW EQUIPMENT GO23-377-326C27: Lapse 12/31/22 CBS#1218	1,324,685.87	184,851.10	184,851.10				
GO23-377-330239: Lapse 12/31/23 CBS-1218	5,155,000.00	5,143,276.07	3,849,127.35			1,294,148.72	

County of Maui
Capital Improvement Projects Report (Excluding Department of Water Supply)
As of 12/31/2025

Appendix A-1

13-902 Other Projects	Original Appropriation	Alloted To Date	Expenditure Prior Years	Expenditure Current Year	Amount Lapsed	Encumbrance	Allotment Balance
ROAD/SIDEWALK REPR AUG23 FIRES							
-378-350C09: Lapse 12/31/25 CBS-8405	5,000,000.00	1,421,078.54		258,197.38		1,162,881.16	
ROADWAY CONNECTIVITY EVACUATIO							
-378-350C10: Lapse 12/31/25 CBS-8406	5,000,000.00						
BUS STOPS & SHELTERS							
GF20-301-301419: Lapse 12/31/20 CBS-1039	200,000.00	200,000.00	173,994.00	10,949.00	15,057.00		
GF23-301-330097: Lapse 12/31/23 CBS-1039	600,000.00	600,000.00	461,408.00	32,243.75		106,348.25	
GO23-377-340C92: Lapse 12/31/24 CBS-1039	600,000.00	338,330.00	230,671.96	7,553.50		100,104.54	
GO23-377-350C20: Lapse 12/31/25 CBS-1039	600,000.00	159,993.00				159,993.00	
-378-350C55: Lapse 12/31/25 CBS-1039		440,007.00		6,170.31		433,836.69	
-378-360C33: Lapse 12/31/26 CBS-1039	600,000.00	485,875.20				485,875.20	
ROADWAY CNNCT EVAC-LAND ACQUIS							
GO23-377-350C11: Lapse 12/31/25 CBS-8407	8,000,000.00	1,887,839.39	1,887,839.39				
-378-350C50: Lapse 12/31/25 CBS-8407		1,964,718.43		1,964,718.43			
STORM DRAIN/FLOOD/WTR QUAL IMP							
-378-350C12: Lapse 12/31/25 CBS-8408	8,000,000.00	999,032.00		745,512.70		253,519.30	
CW ROCKFALL & EMBNK REPAIR							
GO23-377-350C16: Lapse 12/31/25 CBS-7870	7,400,000.00	1,041,219.86		153,584.73		887,635.13	
-378-350C51: Lapse 12/31/25 CBS-7870		6,358,780.14	18,650.23	7,500.00		6,332,629.91	
-378-360C24: Lapse 12/31/26 CBS-7870	20,450,000.00	3,635,969.22				3,635,719.51	249.71
HY26-302-360C61: Lapse 12/31/26 CBS-7870	400,000.00	400,000.00					400,000.00
FIRE FLOW IMPRVMT TO WATER SYS							
-378-350C13: Lapse 12/31/25 CBS-8409							
	68,329,685.87	30,260,901.95	6,806,542.03	3,186,429.80	15,057.00	19,852,623.41	400,249.71
TOTAL Other Projects	138,132,685.87	97,701,626.05	25,504,529.11	6,501,926.52	104,216.13	59,112,155.13	6,478,799.16

County of Maui
Capital Improvement Projects Report (Excluding Department of Water Supply)
As of 12/31/2025

Appendix A-1

13-903 Government Facilities	Original Appropriation	Alloted To Date	Expenditure Prior Years	Expenditure Current Year	Amount Lapsed	Encumbrance	Allotment Balance
Hana Community Plan Area							
OLD HANA SCHOOL IMPRVMT							
GO21-375-310254: Lapse 12/31/21 CBS-5530	1,453,078.30	1,453,078.30	1,453,078.30				
GO22-376-315254: Lapse 12/31/21 CBS-5530	396,921.70	396,921.70	178,320.95	218,600.75			
GO22-376-320241: Lapse 12/31/22 CBS-5530	2,840,278.30	2,840,278.30	5,200.00	1,834,304.91		1,000,773.39	
GO23-377-326241: Lapse 12/31/22 CBS-5530	159,721.70	159,721.70	94,187.00			65,534.70	
GOLAPS-350-330053: Lapse 12/31/23 CBS-5530	1,000,000.00	1,000,000.00	414,118.13	165,304.81	15,030.47	405,546.59	
GO23-377-340251: Lapse 12/31/24 CBS-5530	3,000,000.00	3,000,000.00	7,915.68			2,992,084.32	
HELENE HALL IMPROVEMENTS							
GO21-375-301266: Lapse 12/31/20 CBS-1971	800,000.00	445,220.00	415,814.00	29,406.00			()
	9,650,000.00	9,295,220.00	2,568,634.06	2,247,616.47	15,030.47	4,463,939.00	(0.00)
Paia-Haiku Community Plan Area							
HAIKU FIRE STATION							
GO23-377-320235: Lapse 12/31/22 CBS-1002	800,000.00	800,000.00	774,952.00	14,195.65		10,852.35	
GO23-377-330245: Lapse 12/31/23 CBS-1002	1,000,000.00	167,942.00				167,942.00	
GF25-301-350026: Lapse 12/31/25 CBS-1002	150,000.00	150,000.00	10,120.15		17,929.85	121,950.00	
-378-350207: Lapse 12/31/25 CBS-1002	14,500,000.00	14,500,000.00		64,000.00		14,436,000.00	
-378-360215: Lapse 12/31/26 CBS-1002	3,400,000.00	1,363,000.00				1,363,000.00	
BALDWIN AVE PUBLIC PRKG LOT IM							
GF23-301-330091: Lapse 12/31/23 CBS-6096	400,000.00	400,000.00				400,000.00	
	20,250,000.00	17,380,942.00	785,072.15	78,195.65	17,929.85	16,499,744.35	0.00
Makawao-Pukalani-Kula Community Plan Area							
MAKAWAO FIRE STN RENO/ADDN							
GO23-377-320231: Lapse 12/31/22 CBS-2314	770,000.00	770,000.00	676,701.98			93,298.02	
KULA FIRE STN APPARATUS BAY							
-378-360214: Lapse 12/31/26 CBS-8918	3,080,000.00						
DMVL PUKALANI SATELLITE OFFICE							
GF21-301-315305: Lapse 12/31/21 CBS-XXXX		250,000.00	233,617.86		15,192.00	1,190.14	
	3,850,000.00	1,020,000.00	910,319.84	0.00	15,192.00	94,488.16	0.00
Wailuku-Kahului Community Plan Area							
WAILUKU CIVIC HUB							
GF23-301-330046: Lapse 12/31/23 CBS-2789	1,200,000.00	1,200,000.00	676,290.00		826.00	522,884.00	
GO23-377-340243: Lapse 12/31/24 CBS-2789	3,515,000.00	3,514,247.94					3,514,247.94
CENTRAL MAUI TRANSIT HUB							
GF23-301-330151: Lapse 12/31/23 CBS-5021		500,000.00	465,579.57	25,674.00		8,746.43	
ADMINISTRATION BUILDING ACQUIS							
GF24-301-340041: Lapse 12/31/24 CBS-7871	1,000,000.00	1,000,000.00	501,886.30	438,205.77	10,445.00	49,462.93	
KOM 6TH FLR RENOVATIONS							
GF26-301-360025: Lapse 12/31/26 CBS-8937	120,000.00	120,000.00					120,000.00
KALANA O MAUI 2ND FLR DECK RPR							

County of Maui
Capital Improvement Projects Report (Excluding Department of Water Supply)
As of 12/31/2025

Appendix A-1

13-903 Government Facilities	Original Appropriation	Allotted To Date	Expenditure Prior Years	Expenditure Current Year	Amount Lapsed	Encumbrance	Allotment Balance
GO21-375-301202: Lapse 12/31/20 CBS-5517 FIRE-SUPPRESSION SYS WAILUKU ST	600,000.00	484,351.75	307,349.34		11,046.02	165,956.39	
GF26-301-360053: Lapse 12/31/26 CBS-8908 251 NAPUA ST STRUCT DEMOLITION	500,000.00	500,000.00					500,000.00
GF26-301-360024: Lapse 12/31/26 CBS-8938 105 N MARKET ST LAND ACQ	50,000.00	50,000.00					50,000.00
GO23-377-350241: Lapse 12/31/25 CBS-XXXX -378-360230: Lapse 12/31/26 CBS-XXXX	6,500,000.00 10,000,000.00	3,206,880.27 10,000,000.00		3,206,880.27 10,000,000.00			()
KALANA O MAUI FIRE SPRKLR IMPR GO21-375-301229: Lapse 12/31/20 CBS-5025	449,813.38	388,325.00	360,078.65		3,511.46	24,734.89	
NEW COM SERV CTR PHASE II -378-360216: Lapse 12/31/26 CBS-8942 -378-360236: Lapse 12/31/26 CBS-6651	5,000,000.00 1,100,000.00	643,503.63				643,503.63	
KALANA PAKUI BLDG AC RPLCMNT GO21-375-301244: Lapse 12/31/20 CBS-3579	600,000.00	540,450.38	523,450.38			17,000.00	
FORENSIC FACILITY IMP GF26-301-360054: Lapse 12/31/26 CBS-2318	410,000.00	410,000.00		70,369.59		70,426.34	269,204.07
60 SOUTH CHURCH ST BLDG RENO GOLAPS-350-320038: Lapse 12/31/22 CBS-6651 GO23-377-326236: Lapse 12/31/22 CBS-6651	1,872,000.00 7,000,000.00	1,872,000.00 7,000,000.00	1,872,000.00 7,000,000.00				()
GO23-377-330247: Lapse 12/31/23 CBS-6651 GOLAPS-350-340044: Lapse 12/31/24 CBS-6651 GO23-377-340242: Lapse 12/31/24 CBS-6651 GF25-301-350027: Lapse 12/31/25 CBS-6651	810,000.00 2,349,957.00 150,043.00 2,500,000.00	810,000.00 2,349,957.00 150,043.00 2,500,000.00	169,152.29 993,712.88	639,222.72 1,283,472.48 150,043.00 35,944.29	19,061.39	1,624.99 53,710.25	2,464,055.71
WAILUKU STN FUEL TANK REPLC GF26-301-360055: Lapse 12/31/26 CBS-6091	300,000.00	300,000.00					300,000.00
WAILUKU POLICE STN IMPRV GF26-301-360056: Lapse 12/31/26 CBS-5535	110,000.00	110,000.00					110,000.00
KAHULUI TRANSIT CENTER GF26-301-360065: Lapse 12/31/26 CBS-5021 GF26-301-360139: Lapse 12/31/26 CBS-XXXX	200,000.00 500,000.00	200,000.00 500,000.00				64,293.17	135,706.83 500,000.00
TRANSPORTATION BASEYARD GOLAPS-350-330139: Lapse 12/31/23 CBS-7244 -378-330298: Lapse 12/31/23 CBS-7244 -378-350221: Lapse 12/31/25 CBS-7244	9,436,902.00 2,600,000.00	10,000,000.00 7,416,902.00 2,600,000.00	3,750.00			10,000,000.00 7,413,152.00 2,600,000.00	
	58,873,715.38	58,366,660.97	12,873,249.41	15,849,812.12	44,889.87	24,099,550.73	5,499,158.84
Kihei-Makena Community Plan Area							
SOUTH MAUI CONSOLID MAINT OPER GF21-301-310056: Lapse 12/31/21 CBS-2742	30,000.00	30,000.00	4,500.00			25,500.00	
KIHEI SERVER ROOM GF26-301-360050: Lapse 12/31/26 CBS-8905	1,500,000.00	1,500,000.00					1,500,000.00
	1,530,000.00	1,530,000.00	4,500.00	0.00	0.00	25,500.00	1,500,000.00

County of Maui
Capital Improvement Projects Report (Excluding Department of Water Supply)
As of 12/31/2025

Appendix A-1

13-903 Government Facilities	Original Appropriation	Alloted To Date	Expenditure Prior Years	Expenditure Current Year	Amount Lapsed	Encumbrance	Allotment Balance
West Maui Community Plan Area							
WEST MAUI SENIOR CENTER							
GF26-301-360022: Lapse 12/31/26 CBS-6066	250,000.00	250,000.00					250,000.00
LAHAINA POLICE STATION							
GF24-301-340072: Lapse 12/31/24 CBS-1885	500,000.00	500,000.00				500,000.00	
LAHAINA STN AC REPLACEMENT							
GF26-301-360057: Lapse 12/31/26 CBS-8920	800,000.00	800,000.00				274,399.33	525,600.67
	1,550,000.00	1,550,000.00	0.00	0.00	0.00	774,399.33	775,600.67
Lanai Community Plan Area							
LANAI FIRE STN IMPROVEMENTS							
GF18-301-389723: Lapse 12/31/18 CBS-1005	110,000.00	110,000.00	18,705.40		91,294.60		
GO21-375-301235: Lapse 12/31/20 CBS-1005	1,872,000.00	439,223.00	414,231.73		24,991.27		
GO22-376-320230: Lapse 12/31/22 CBS-1005	2,600,000.00	2,600,000.00	2,389,580.03		210,419.97		
LANAI BASEYARD IMPRV							
GO18-373-378286: Lapse 12/31/17 CBS-3239	300,000.00	172,182.00	130,964.46		41,217.54		
GO22-376-320272: Lapse 12/31/22 CBS-3239	83,330.00	83,330.00	56,809.75			26,520.25	
GO23-377-326202: Lapse 12/31/22 CBS-3239	816,670.00	816,670.00	816,670.00				
	5,782,000.00	4,221,405.00	3,826,961.37	0.00	367,923.38	26,520.25	0.00
Molokai Community Plan Area							
HOOLEHUA FIRE STATION RENOV							
GF22-301-320032: Lapse 12/31/22 CBS-6065	550,000.00	550,000.00	542,657.48			7,342.52	
MOLOKAI BASEYARD							
GOLAPS-350-378392: Lapse 12/31/17 CBS-1211	3,703,000.00	3,703,000.00	3,452,037.00		4,905.00	246,058.00	
PUKO'O FIRE STN RENOVATION							
GO23-377-320234: Lapse 12/31/22 CBS-6667	500,000.00	390,000.00	314,951.73	45,943.06		29,105.21	
GF24-301-340040: Lapse 12/31/24 CBS-6667	850,000.00	850,000.00	20,311.00		829,689.00		
GF25-301-350025: Lapse 12/31/25 CBS-6667	2,250,000.00	2,250,000.00				2,250,000.00	
PUU O HOKU RANCH SITE REPLC							
GF26-301-360052: Lapse 12/31/26 CBS-8904	900,000.00	900,000.00					900,000.00
MOLOKAI POLICE STATION							
GF24-301-340071: Lapse 12/31/24 CBS-5536	500,000.00	500,000.00				500,000.00	
GF26-301-360051: Lapse 12/31/26 CBS-5536	5,000,000.00	5,000,000.00					5,000,000.00
	14,253,000.00	14,143,000.00	4,329,957.21	45,943.06	834,594.00	3,032,505.73	5,900,000.00
Countywide							
CW FIRE FACILITIES							
GF20-301-301C34: Lapse 12/31/20 CBS-1003	500,000.00	500,000.00	456,467.25		39,089.75	4,443.00	
GF23-301-330C43: Lapse 12/31/23 CBS-1003	775,000.00	775,000.00	741,971.00	597.77	32,431.23		
GF24-301-340C38: Lapse 12/31/24 CBS-1003	541,000.00	541,000.00	191,419.71	17,088.25	328,346.79	4,145.25	
GF25-301-350C24: Lapse 12/31/25 CBS-1003	870,000.00	870,000.00	9,052.00	49,221.35	94,894.35	716,832.30	
GF26-301-360C21: Lapse 12/31/26 CBS-1003	3,273,869.00	3,273,869.00					3,273,869.00

County of Maui
Capital Improvement Projects Report (Excluding Department of Water Supply)
As of 12/31/2025

Appendix A-1

13-903 Government Facilities	Original Appropriation	Alloted To Date	Expenditure Prior Years	Expenditure Current Year	Amount Lapsed	Encumbrance	Allotment Balance
CW FACILITY BLDG IMPROVEMENTS							
GF18-301-389C48: Lapse 12/31/18 CBS-1032	500,000.00	500,000.00	352,686.74		138,163.26	9,150.00	
GF19-301-390C70: Lapse 12/31/19 CBS#1032	425,000.00	425,000.00	352,591.18		61,961.11	10,447.71	
GF20-301-301C79: Lapse 12/31/20 CBS-1032	450,000.00	450,000.00	360,126.95	1,050.00	19,109.57	69,713.48	
CW POLICE FACILITIES							
GF22-301-320C57: Lapse 12/31/22 CBS-1010	800,000.00	800,000.00	755,106.48	42,489.99	2,403.53		
GF23-301-330C74: Lapse 12/31/23 CBS-1010	1,610,000.00	2,410,000.00	560,784.00	104,122.00	1,328,063.00	417,031.00	
GF24-301-340C69: Lapse 12/31/24 CBS-1010	2,714,000.00	2,714,000.00	396,860.75		2,263,807.16	53,332.09	
GF25-301-350C43: Lapse 12/31/25 CBS-1010	1,300,000.00	1,300,000.00	30,021.99	56,164.99	589,927.65	623,885.37	
GF26-301-360C48: Lapse 12/31/26 CBS-1010	2,080,000.00	2,080,000.00					2,080,000.00
CW FAC MAINT PRG PROS BASEMENT							
GO21-375-310278: Lapse 12/31/21 CBS-6070	62,010.01	62,010.01	54,580.68	5,507.04	1,922.29		
GF21-301-310C77: Lapse 12/31/21 CBS-6070	2,475,000.00	2,475,000.00	2,345,527.98		129,472.02		()
GF22-301-320C58: Lapse 12/31/22 CBS-6070	640,000.00	640,000.00	192,660.04		423,937.96	23,402.00	()
GO22-376-320C59: Lapse 12/31/22 CBS-6070	1,019,832.25	1,019,832.25	1,002,648.65		17,183.60		
GO23-377-326C59: Lapse 12/31/22 CBS-6070	280,167.75	150,000.00	75,000.00		75,000.00		
GF23-301-330C76: Lapse 12/31/23 CBS-6070	1,850,000.00	1,850,000.00	1,071,522.44	14,806.14	467,435.52	296,235.90	
GO23-377-330C78: Lapse 12/31/23 CBS-6070	850,000.00	850,000.00	34,889.00			815,111.00	
GF24-301-340C74: Lapse 12/31/24 CBS-6070	1,025,000.00	1,025,000.00	75,682.33	21,255.73		928,061.94	
GO23-377-340C76: Lapse 12/31/24 CBS-6070	4,250,000.00	4,242,206.42	3,269,265.56	290,609.96	12,797.77	669,533.13	
GF25-301-350C46: Lapse 12/31/25 CBS-6070	3,650,000.00	3,650,000.00	641,512.30	276,931.47	62,124.10	2,669,432.13	
GF26-301-360C60: Lapse 12/31/26 CBS-6070	9,640,000.00	9,640,000.00				160,164.20	9,479,835.80
RADIO SYSTEM FACILITY UPGRADES							
GO23-377-340C70: Lapse 12/31/24 CBS-7879	3,980,000.00	755,617.88	521,449.00	20,910.26		213,258.62	
-378-360C20: Lapse 12/31/26 CBS-7879	3,600,000.00						
DPW HIGHWAYS CW BASEYARD FACIL							
GF23-301-330C77: Lapse 12/31/23 CBS-7232	500,000.00	500,000.00	500,000.00				
GO23-377-330C79: Lapse 12/31/23 CBS-7232	2,357,000.00	1,150,000.00	872,048.97	119,365.00		158,586.03	
GF24-301-340C73: Lapse 12/31/24 CBS-7232	300,000.00	300,000.00	115,266.13	10,995.53		173,738.34	
GO23-377-340C75: Lapse 12/31/24 CBS-7232	2,300,000.00	2,273,344.59	1,643,745.03	58,635.07		570,964.49	
GO23-377-350C15: Lapse 12/31/25 CBS-7232	7,950,000.00	7,240,583.78	7,240,583.78				
GF25-301-350C45: Lapse 12/31/25 CBS-7232	3,550,000.00	3,550,000.00	608,126.06	619,680.32	188,413.87	2,133,779.75	
GF26-301-360C59: Lapse 12/31/26 CBS-7232	6,975,000.00	6,975,000.00					6,975,000.00
CW PARKING BENEFITS DISTRICT							
GF26-301-360C64: Lapse 12/31/26 CBS-7255	100,000.00	100,000.00					100,000.00
	73,192,879.01	65,087,463.93	24,471,596.00	1,709,430.87	6,276,484.53	10,721,247.73	21,908,704.80
TOTAL Government Facilities	188,931,594.39	172,594,691.90	49,770,290.04	19,930,998.17	7,572,044.10	59,737,895.28	35,583,464.31

County of Maui
Capital Improvement Projects Report (Excluding Department of Water Supply)
As of 12/31/2025

Appendix A-1

13-904 Parks and Recreation	Original Appropriation	Alloted To Date	Expenditure Prior Years	Expenditure Current Year	Amount Lapsed	Encumbrance	Allotment Balance
Hana Community Plan Area							
PA'ANI MAI PARK IMPROVM							
GF15-301-356402: Lapse 12/31/15 CBS-2328	300,000.00	300,000.00	163,599.50		29,840.00	106,560.50	
HANA PRK TENNIS/BBALL COURTS							
GF21-301-310055: Lapse 12/31/21 CBS-5531	1,290,000.00	1,290,000.00	12,878.00	3,300.00		1,273,822.00	
GF26-301-360033: Lapse 12/31/26 CBS-5531	500,000.00	500,000.00					500,000.00
HELENE HALL IMPROVEMENTS							
GO18-373-389230: Lapse 12/31/18 CBS-1971	85,787.12	85,787.12	75,377.42			10,409.70	
GO23-377-320242: Lapse 12/31/22 CBS-1971	1,300,000.00	1,300,000.00	1,300,000.00				
GF24-301-340052: Lapse 12/31/24 CBS-1971	600,000.00	600,000.00	597,884.00		2,116.00		
HANA-KEANAE-KAILUA PARKS							
GF16-301-367101: Lapse 12/31/16 CBS-2350	446,250.00	446,250.00	413,115.50			33,134.50	
GF20-301-301347: Lapse 12/31/20 CBS-2350	450,000.00	450,000.00	77,610.00			372,390.00	
GF26-301-360034: Lapse 12/31/26 CBS-2350	600,000.00	600,000.00					600,000.00
KEANAE SEPTIC SYSTEM IMPRVMT							
GF24-301-340053: Lapse 12/31/24 CBS-7864	150,000.00	150,000.00		50,945.25		99,054.75	
GF26-301-360035: Lapse 12/31/26 CBS-7864	1,000,000.00	1,000,000.00					1,000,000.00
	6,722,037.12	6,722,037.12	2,640,464.42	54,245.25	31,956.00	1,895,371.45	2,100,000.00
Paia-Haiku Community Plan Area							
ALFRED BOTEILHO,SR. GYM IMP							
GO21-375-390268: Lapse 12/31/19 CBS-5056	1,497,500.00	19,906.13	19,906.13				
GO21-375-301261: Lapse 12/31/20 CBS-5056	1,897,880.00	1,897,880.00	26,825.04		1,845,344.10	25,710.86	
GF22-301-320045: Lapse 12/31/22 CBS-5056	500,000.00	500,000.00			500,000.00		
-378-360218: Lapse 12/31/26 CBS-5056	1,000,000.00						
HAIKU PARK RESTROOM							
PA20-309-301363: Lapse 12/31/20 CBS-5534	510,000.00	510,000.00	117,665.74		392,334.26		
GF21-301-310064: Lapse 12/31/21 CBS-5534	629,147.00	629,147.00	370,578.00	(1.00)	258,570.00		
PA21-309-310068: Lapse 12/31/21 CBS-5534	392,334.00	392,334.00	344,248.42	48,085.58			
GO23-377-320293: Lapse 12/31/22 CBS-XXXX	745,000.00	745,000.00	745,000.00				
LOWER PAIA PARK PARKING LOT							
GF21-301-310065: Lapse 12/31/21 CBS-6073	600,000.00	600,000.00	41,327.00		558,673.00		
GF23-301-330061: Lapse 12/31/23 CBS-6073	1,000,000.00	1,000,000.00		646,871.84	30.00	353,098.16	
GF24-301-340152: Lapse 12/31/24 CBS-6073	510,500.00	510,500.00			7,077.50	503,422.50	
GF26-301-360135: Lapse 12/31/26 CBS-6073	300,000.00	300,000.00					300,000.00
PAIA-HAIKU PARKS SYSTEM							
GO21-375-390264: Lapse 12/31/19 CBS-2348	590,045.05	544,781.49	492,333.99			52,447.50	
LOWER PAIA INTERIM PARKING LOT							
GF22-301-320046: Lapse 12/31/22 CBS-6659	120,000.00	120,000.00	105,176.50	10,465.63	4,357.87		
PAIA COMMUNITY CTR REHABILITAT							
GF25-301-350036: Lapse 12/31/25 CBS-5533	250,000.00	250,000.00				250,000.00	
WAR MEMORIAL GYM BUILDING IMPR							
GF26-301-360136: Lapse 12/31/26 CBS-4616	2,000,000.00	2,000,000.00					2,000,000.00

County of Maui
Capital Improvement Projects Report (Excluding Department of Water Supply)
As of 12/31/2025

Appendix A-1

13-904 Parks and Recreation	Original Appropriation	Alloted To Date	Expenditure Prior Years	Expenditure Current Year	Amount Lapsed	Encumbrance	Allotment Balance
	12,542,406.05	10,019,548.62	2,263,060.82	705,422.05	3,566,386.73	1,184,679.02	2,300,000.00
Makawao-Pukalani-Kula Community Plan Area							
VON TEMPSKY CMNTY CTR COMPLEX							
PA25-309-350035: Lapse 12/31/25 CBS-8411	276,000.00	276,000.00	276,000.00				
MAKAWAO BOYS & GIRLS CLUB ROOF							
GF25-301-350034: Lapse 12/31/25 CBS-7862	500,000.00	500,000.00	94,870.00		405,130.00		
WAIAKOA GYM IMPROVEMENTS							
GO22-376-310261: Lapse 12/31/21 CBS-2329	430,000.00	430,000.00	84,201.30			345,798.70	
	1,206,000.00	1,206,000.00	455,071.30	0.00	405,130.00	345,798.70	0.00
Wailuku-Kahului Community Plan Area							
WAIEHU GC STARTER BOOTH/RESTO							
GO18-373-378257: Lapse 12/31/17 CBS-1202	500,000.00	494,800.00	429,866.00			64,934.00	
NEW KAHULUI COMTY CTR							
GF18-301-389742: Lapse 12/31/18 CBS-4628	250,000.00	250,000.00	51,367.64			198,632.36	
CENTRAL MAUI PARKS SYSTEM							
GF19-301-390062: Lapse 12/31/19 CBS-2351	240,000.00	240,000.00	210,852.04			29,147.96	
GF20-301-301367: Lapse 12/31/20 CBS-2351	600,000.00	600,000.00	348,270.50		251,729.50		()
WAR MEMORIAL FB STD & TRK REHA							
GF21-301-310072: Lapse 12/31/21 CBS-5539	600,000.00	600,000.00	600,000.00				
GF22-301-320053: Lapse 12/31/22 CBS-5539	210,000.00	210,000.00	210,000.00				
GO23-377-330262: Lapse 12/31/23 CBS-5539	7,200,000.00	7,189,527.48	1,814,689.65	5,159,284.44		215,553.39	
GO23-377-340208: Lapse 12/31/24 CBS-5539	3,630,048.00	3,630,048.00		298,364.45		3,331,683.55	
GF25-301-350042: Lapse 12/31/25 CBS-5539	800,000.00	800,000.00				800,000.00	
WM GYM BLDG IMPRVMNT							
GO21-375-310267: Lapse 12/31/21 CBS-4616	737,548.00	737,548.00	737,548.00				
GO22-376-315267: Lapse 12/31/21 CBS-4616	262,452.00	262,452.00	68,483.13	117,033.27		76,935.60	
GO22-376-320248: Lapse 12/31/22 CBS-4616	38,916.50	38,916.50	38,916.50				
GO23-377-326248: Lapse 12/31/22 CBS-4616	14,961,083.50	14,961,083.50	11,983,908.76	2,977,174.74			
GOLAPS-350-330068: Lapse 12/31/23 CBS-4616	2,543,207.00	2,543,207.00	2,543,207.00				
GO23-377-330263: Lapse 12/31/23 CBS-4616	10,806,793.00	10,806,793.00		5,024,932.24		5,781,860.76	
GF24-301-340064: Lapse 12/31/24 CBS-4616	4,000,000.00	4,000,000.00	2,708,527.56	17,608.33	1,192,468.11	81,396.00	
KANAHA BCH PRK MP IMPRVMNT							
GF20-301-301368: Lapse 12/31/20 CBS-4583	250,000.00	250,000.00	106,857.37		3,635.00	139,507.63	
GF22-301-320050: Lapse 12/31/22 CBS-4583	75,000.00	75,000.00				75,000.00	
KEPANIWAI HERITAG GARDENS IMPR							
GF23-301-330067: Lapse 12/31/23 CBS-1143	500,000.00	500,000.00	137,477.84		958.00	361,564.16	
KEOPUOLANI FIELD LIGHTS REPLCM							
GF24-301-340140: Lapse 12/31/24 ORD#5594	300,000.00	300,000.00	106,010.23	682.83	147,065.19	46,241.75	
GF25-301-350039: Lapse 12/31/25 CBS-8392	2,000,000.00	2,000,000.00				2,000,000.00	
KEHALANI MAUKA PARK IMPROVEMEN							
GF22-301-320051: Lapse 12/31/22 CBS-5516	150,000.00	150,000.00	48,530.81	28,055.99	78.00	73,335.20	
GF26-301-360137: Lapse 12/31/26 CBS-5539	1,500,000.00	1,500,000.00					1,500,000.00

County of Maui
Capital Improvement Projects Report (Excluding Department of Water Supply)
As of 12/31/2025

Appendix A-1

13-904 Parks and Recreation	Original Appropriation	Alloted To Date	Expenditure Prior Years	Expenditure Current Year	Amount Lapsed	Encumbrance	Allotment Balance
KANAHA BCH PRK RESTROOM REPLAC							
GF25-301-350038: Lapse 12/31/25 CBS-8400	250,000.00	250,000.00				250,000.00	
-378-360219: Lapse 12/31/26 CBS-8400	1,000,000.00						
LIHIKAI SCHOOL PARK SITE IMPRV							
GF22-301-320052: Lapse 12/31/22 CBS-6645	1,500,000.00	1,500,000.00	1,500,000.00				
GF23-301-330135: Lapse 12/31/23 ORD#5488		654,000.00	325,296.12	312,442.22	5,770.13	10,491.53	
KAHULUI COMM CTR ROOF REPLCMNT							
GF26-301-360039: Lapse 12/31/26 CBS-8934	250,000.00	250,000.00					250,000.00
WAIEHU GOLF COURSE FAC IMPROVE							
GF25-301-350040: Lapse 12/31/25 CBS-7858	500,000.00	500,000.00			500,000.00		
CENTRAL MAUI REGIONAL PARK							
GF20-301-301372: Lapse 12/31/20 CBS-1214	500,000.00	500,000.00	28,001.00			471,999.00	
WAIEHU GOLF COURSE POND LINER							
GF25-301-350041: Lapse 12/31/25 CBS-7857	500,000.00	500,000.00				500,000.00	
KEOPUOLANI/WELLS PRK PEDS LGHT							
GF26-301-360040: Lapse 12/31/26 CBS-8928	4,000,000.00	4,000,000.00				106,923.78	3,893,076.22
WELLS PARK MASTER PLAN IMPL							
GO21-375-390265: Lapse 12/31/19 CBS-4584	26,177.00	25,950.00	25,950.00				
GF26-301-360042: Lapse 12/31/26 CBS-8924	500,000.00	500,000.00				500,000.00	
CENTRAL MAUI PICKLEBALL COURTS							
GF23-301-330064: Lapse 12/31/23 CBS-7245	150,000.00	150,000.00	150,000.00				
GF24-301-340061: Lapse 12/31/24 CBS-7245	1,000,000.00	1,000,000.00	14,223.17	4,608.20	928,466.00	52,702.63	
GF25-301-350037: Lapse 12/31/25 CBS-7245	1,300,000.00	1,300,000.00			1,235,624.75	64,375.25	
CONST MAINT BASEYARD IMP							
GF23-301-330065: Lapse 12/31/23 CBS-7239	175,000.00	175,000.00	143,975.20	5,401.69		25,623.11	
GF24-301-340062: Lapse 12/31/24 CBS-7239	500,000.00	500,000.00			450,657.00	49,343.00	
COACH SOICHI SAKAMOTO POOL REP							
GF26-301-360041: Lapse 12/31/26 CBS-8932	150,000.00	150,000.00					150,000.00
	64,456,225.00	64,094,325.48	24,331,958.52	13,945,588.40	4,716,451.68	15,307,250.66	5,793,076.22
Kihel-Makena Community Plan Area							
WAIPUILANI PARK IRRIGATION							
GF16-301-367108: Lapse 12/31/16 CBS-2359	800,000.00	800,000.00	533,870.74		239,500.00	26,629.26	
GF17-301-378341: Lapse 12/31/17 CBS-2359	100,000.00	100,000.00	18,758.13		81,137.23	104.64	
GF18-301-389756: Lapse 12/31/18 ORD#4796	81,137.00	81,137.00	29,427.85		44,151.81	7,557.34	
SOUTH MAUI COMMUNITY PARK							
PA19-309-390044: Lapse 12/31/19 CBS-1118	500,000.00	500,000.00	299,799.52	5,000.00		195,200.48	()
SOUTH MAUI GYM EMERG GENERATOR							
GF26-301-360037: Lapse 12/31/26 CBS-8922	500,000.00	500,000.00				12,393.01	487,606.99
WAIPUILANI PARK COURT IMPRVMT							
GF24-301-340055: Lapse 12/31/24 CBS-7856	150,000.00	150,000.00	32,847.25	25,593.81	83,137.19	8,421.75	
SOUTH MAU BEACH PARK PRKNG LOT							
GF21-301-310057: Lapse 12/31/21 CBS-5552	100,000.00	100,000.00	95,540.00			4,460.00	

County of Maui
Capital Improvement Projects Report (Excluding Department of Water Supply)
As of 12/31/2025

Appendix A-1

13-904 Parks and Recreation	Original Appropriation	Alloted To Date	Expenditure Prior Years	Expenditure Current Year	Amount Lapsed	Encumbrance	Allotment Balance
GO21-375-310258: Lapse 12/31/21 CBS-5552	439,540.53	439,540.53	393,825.63			45,714.90	
GO22-376-315258: Lapse 12/31/21 CBS-5552	60,459.47	55,437.10	44,520.00			10,917.10	
GF22-301-320043: Lapse 12/31/22 CBS-5552	775,000.00	775,000.00	612,446.33			162,553.67	
PA23-309-330057: Lapse 12/31/23 CBS-5552	775,000.00	775,000.00	414,908.17		360,091.83		
GF24-301-340054: Lapse 12/31/24 CBS-5552	1,550,000.00	1,550,000.00	147,471.08		1,206,101.51	196,427.41	
KALAMA PARK LIGHT REPLACEMENT							
GF26-301-360036: Lapse 12/31/26 CBS-8921	250,000.00	250,000.00					250,000.00
	6,081,137.00	6,076,114.63	2,623,414.70	30,593.81	2,014,119.57	670,379.56	737,606.99
West Maui Community Plan Area							
LAUNIUPOKO MASTER PLAN							
PA19-309-390067: Lapse 12/31/19	500,000.00	500,000.00				500,000.00	
NAPILI PARK IMPROVEMENTS							
PA23-309-330073: Lapse 12/31/23 CBS-6652	250,000.00	250,000.00	230,999.91	7,752.09	11,248.00		
PA24-309-340067: Lapse 12/31/24 CBS-6652	750,000.00	750,000.00	737,143.00		12,857.00		
WEST MAUI PARK PLAYGROUND IMPR							
PA24-309-340068: Lapse 12/31/24 CBS-7896	1,000,000.00	1,000,000.00	27,691.00	33,695.00	850,000.00	88,614.00	
GF26-301-360046: Lapse 12/31/26 CBS-7896	600,000.00	600,000.00				130,000.00	470,000.00
PA26-309-360047: Lapse 12/31/26 CBS-7896	1,400,000.00	1,400,000.00					1,400,000.00
LAHAINA CIVIC CENTER REHAB							
GF22-301-320054: Lapse 12/31/22 CBS-6077	600,000.00	600,000.00	394,291.65	19,058.00	186,650.35		
GO23-377-330271: Lapse 12/31/23 CBS-6077	1,000,000.00	1,000,000.00	929,905.00		30,755.87	39,339.13	
GF24-301-340065: Lapse 12/31/24 CBS-6077	4,750,000.00	4,750,000.00	3,666,510.03	22,359.14	804,514.27	256,616.56	
LAHAINA CIVIC CTR TENNIS COURT							
GF22-301-320055: Lapse 12/31/22 CBS-6647	425,000.00	425,000.00	32.00		387,105.00	37,863.00	
LAHAINA REC CENTER IMPROVEMENT							
PA23-309-330072: Lapse 12/31/23 CBS-7256	825,000.00	825,000.00	447,800.00		377,200.00		
LAUNIUPOKO WATERLINE IMPRV							
GF23-301-330069: Lapse 12/31/23 CBS-7241	500,000.00	500,000.00	32,765.39		390,548.00	76,686.61	
LAHAINA AQUATIC CENTER REHAB							
GF26-301-360043: Lapse 12/31/26 CBS-8930	250,000.00	250,000.00					250,000.00
NEW LAHAINA COMMUNITY CENTER							
GF26-301-360044: Lapse 12/31/26 CBS-8923	1,000,000.00	1,000,000.00					1,000,000.00
NEW LAHAINA FIELD HOUSE							
GF26-301-360045: Lapse 12/31/26 CBS-8929	250,000.00	250,000.00					250,000.00
	14,100,000.00	14,100,000.00	6,467,137.98	113,620.10	3,020,122.62	1,129,119.30	3,370,000.00
Lanai Community Plan Area							
FIFTH STREET COURTS RESRF/IMPR							
GF23-301-330058: Lapse 12/31/23 CBS-7242	176,405.00	176,405.00	139,410.27		36,994.73		
GF24-301-340057: Lapse 12/31/24 CBS-7242	700,000.00	700,000.00	681,729.92	8,006.84		10,263.24	
GF25-301-350032: Lapse 12/31/25 CBS-7242	2,000,000.00	2,000,000.00	475,315.06	1,272,830.00	154,709.00	97,145.94	
LANAI YOUTH CTR/SKATE PRK							
GO21-375-301231: Lapse 12/31/20 CBS-6052	3,497,000.00	285,010.11	278,819.18	6,190.93			

County of Maui
Capital Improvement Projects Report (Excluding Department of Water Supply)
As of 12/31/2025

Appendix A-1

13-904 Parks and Recreation	Original Appropriation	Allotted To Date	Expenditure Prior Years	Expenditure Current Year	Amount Lapsed	Encumbrance	Allotment Balance
GO23-377-330259: Lapse 12/31/23 CBS-6052	10,668,000.00	9,320,600.00	9,320,600.00				
GO23-377-340209: Lapse 12/31/24 CBS-6052	2,914,000.00	2,912,141.91	2,894,085.00	18,056.91			
GF25-301-350033: Lapse 12/31/25 CBS-6052	1,000,000.00	1,000,000.00	910,788.10	38,552.98	50,658.92		
LANAI COMMUNITY FIELD HOUSE							
GF24-301-340059: Lapse 12/31/24 CBS-7895	80,000.00	80,000.00	42,143.40			37,856.60	
	21,035,405.00	16,474,157.02	14,742,890.93	1,343,637.66	242,362.65	145,265.78	0.00
Molokai Community Plan Area							
KAUNAKAKAI GYM REHABILITATION							
GF21-301-310062: Lapse 12/31/21 CBS-6074	250,000.00	250,000.00	116,248.00			133,752.00	
KILOHANA RECREATION CTR RENOV							
GF21-301-310063: Lapse 12/31/21 CBS-6097	250,000.00	250,000.00	127,103.68			122,896.32	
MOLOKAI PARKS SYSTEM							
GF19-301-390056: Lapse 12/31/19 CBS-2346	635,000.00	635,000.00	524,060.78		92,967.72	17,971.50	
GF20-301-301360: Lapse 12/31/20 CBS-2346	275,000.00	275,000.00	81,500.00		164,311.00	29,189.00	
ONE ALII PLYGRND SHADE STRCTRE							
GF26-301-360038: Lapse 12/31/26 CBS-8935	1,000,000.00	1,000,000.00					1,000,000.00
	2,410,000.00	2,410,000.00	848,912.46	0.00	257,278.72	303,808.82	1,000,000.00
Countywide							
CW PARK PLAYGROUND IMPRV							
GF19-301-390C38: Lapse 12/31/19 CBS#3232	1,000,000.00	1,000,000.00	901,252.76		33,525.24	65,222.00	
GF23-301-330C49: Lapse 12/31/23 CBS-3232	450,000.00	450,000.00	292,885.80			157,114.20	
PA23-309-330C52: Lapse 12/31/23 CBS-3232	650,000.00	650,000.00	180,000.76	121,010.92	285,288.12	63,700.20	
GF24-301-340C45: Lapse 12/31/24 CBS-3232	1,900,000.00	1,900,000.00			1,900,000.00		
GF25-301-350C29: Lapse 12/31/25 CBS-3232	1,500,000.00	1,500,000.00				1,500,000.00	
GF26-301-360C30: Lapse 12/31/26 CBS-3232	2,600,000.00	2,600,000.00					2,600,000.00
CW LIGHT ORDINANCE COMP							
GF19-301-390C39: Lapse 12/31/19 CBS#4613	600,000.00	600,000.00	588,380.66	9,770.09		1,849.25	
GF20-301-301C43: Lapse 12/31/20 CBS-4613	2,500,000.00	2,500,000.00	1,172,750.88	67,500.00	173,477.61	1,086,271.51	
CW PARKS ADA IMPROVEMENTS							
GF19-301-390C37: Lapse 12/31/19 CBS#1117	300,000.00	300,000.00	300,000.00				
GF20-301-301C41: Lapse 12/31/20 CBS-1117	500,000.00	500,000.00	474,662.04			25,337.96	
GF21-301-310C52: Lapse 12/31/21 CBS-1117	250,000.00	250,000.00	112,172.13	15,974.37		121,853.50	()
GF22-301-320C39: Lapse 12/31/22 CBS-1117	500,000.00	500,000.00	326,379.00			173,621.00	
GF23-301-330C50: Lapse 12/31/23 CBS-1117	500,000.00	500,000.00	224,500.43	244,012.50		31,487.07	
GF24-301-340C48: Lapse 12/31/24 CBS-1117	500,000.00	500,000.00	330,631.58		70,271.80	99,096.62	
GF25-301-350C30: Lapse 12/31/25 CBS-1117	500,000.00	500,000.00	6,625.17	7,144.40		486,230.43	
GF26-301-360C31: Lapse 12/31/26 CBS-1117	500,000.00	500,000.00				26,587.61	473,412.39
CW CONSTRUC PROJECT MANAGEMENT							
GF25-301-350C28: Lapse 12/31/25 CBS-8396	2,000,000.00	2,000,000.00	108,799.45	189,501.32		1,701,699.23	
GF26-301-360C28: Lapse 12/31/26 CBS-8396	1,000,000.00	1,000,000.00		9,417.49		566,487.51	424,095.00
CW COURT IMPROVEMENTS							
GF26-301-360C29: Lapse 12/31/26 CBS-8926	2,000,000.00	2,000,000.00				23,145.06	1,976,854.94
CW PARKS FACILITIES							

County of Maui
Capital Improvement Projects Report (Excluding Department of Water Supply)
As of 12/31/2025

Appendix A-1

13-904 Parks and Recreation	Original Appropriation	Alloted To Date	Expenditure Prior Years	Expenditure Current Year	Amount Lapsed	Encumbrance	Allotment Balance
GF22-301-320C40: Lapse 12/31/22 CBS-4581	500,000.00	500,000.00	417,976.64		11,262.93	70,760.43	
GF23-301-330C51: Lapse 12/31/23 CBS-4581	500,000.00	846,000.00	780,140.30		10,455.00	55,404.70	
GF24-301-340C49: Lapse 12/31/24 CBS-4581	600,000.00	600,000.00	371,290.93	45,769.03	149,586.04	33,354.00	
GF25-301-350C31: Lapse 12/31/25 CBS-4581	1,000,000.00	1,000,000.00	479,307.31	211,350.23	2,391.69	306,950.77	
GF26-301-360C32: Lapse 12/31/26 CBS-4581	3,200,000.00	3,200,000.00		352,479.36		1,553,281.42	1,294,239.22
MOLOKAI ATHLETIC COMPLEX SH16-323-369511:	400,000.00	400,000.00				399,980.00	20.00
	25,950,000.00	26,296,000.00	7,067,755.84	1,273,929.71	2,636,258.43	8,549,434.47	6,768,621.55
TOTAL Parks and Recreation	154,503,210.17	147,398,182.87	61,440,666.97	17,467,036.98	16,890,066.40	29,531,107.76	22,069,304.76

County of Maui
Capital Improvement Projects Report (Excluding Department of Water Supply)
As of 12/31/2025

Appendix A-1

13-907 Roads	Original Appropriation	Allotted To Date	Expenditure Prior Years	Expenditure Current Year	Amount Lapsed	Encumbrance	Allotment Balance
Hana Community Plan Area							
KALEPA ROCKFALL REPAIRS							
HY20-302-301392: Lapse 12/31/20 CBS-2779	350,000.00	350,000.00	135,103.04		214,896.96		
GO23-377-320270: Lapse 12/31/22 CBS-2779	4,250,000.00	3,892,244.08	244.08			3,892,000.00	
KALEPA REVETMENT/SEAWALL							
GO21-375-310287: Lapse 12/31/21 CBS-3183	419,816.00	419,816.00	164,993.98	17,909.84		236,912.18	
HY23-302-330090: Lapse 12/31/23 CBS-3183	700,000.00	700,000.00	150.00			699,850.00	
KEANAE ROAD SAFETY IMPROVEMENT							
SH19-323-390022:	2,000,000.00	2,000,000.00					2,000,000.00
EAST MAUI ROCKFL & EMBNK REPR							
GO23-377-340C87: Lapse 12/31/24 CBS-7870	3,900,000.00	3,841,736.00	3,326,963.89	9,735.40		505,036.71	
	11,619,816.00	11,203,796.08	3,627,454.99	27,645.24	214,896.96	5,333,798.89	2,000,000.00
Paia-Haiku Community Plan Area							
BALDWIN AVE PUBLIC PRKG LOT IM							
GF21-301-310093: Lapse 12/31/21 CBS-6096	200,000.00	200,000.00	79,321.00		97,700.00	22,979.00	
KAUPAKALUA RD PAVEMENT RECONS							
DOT18-325-389020: #STP-STP-0365(0 10)	4,600,000.00	4,212,290.64	3,789,663.66				422,626.98
HAIKU RD GUARDRAIL/SHLDR IMPR							
HY20-302-301400: Lapse 12/31/20 CBS-4597	200,000.00	200,000.00	46,738.94	8,931.72		144,329.34	
REPAIR OF KAUPAKALUA RD/LEPO							
GO23-377-330292: Lapse 12/31/23 CBS-6661	2,300,000.00	2,193,019.48				2,193,019.48	
N SHORE GREENWAY PHASE 4							
DOT18-325-389025: #STP-STP-0900(0 89)	1,407,904.00	1,574,135.60	1,516,429.16				57,706.44
	8,707,904.00	8,379,445.72	5,432,152.76	8,931.72	97,700.00	2,360,327.82	480,333.42
Makawao-Pukalani-Kula Community Plan Area							
PUKALANI TERRACE SDV PAVE RECO							
HY19-302-390088: Lapse 12/31/19 CBS-3194	1,000,000.00	1,000,000.00	938,599.07		157.00	61,243.93	
GO21-375-301252: Lapse 12/31/20 CBS-3194	1,992,662.85	1,623,817.86	1,332,372.73			291,445.13	
MAK/MAKANI ROAD IMPROVEMENTS							
HY06-302-367010: Lapse 12/31/06	600,000.00	600,000.00	577,809.09			22,190.91	
O HALEA HWY TRAFFIC SIG'L UPGR							
HY20-302-301390: Lapse 12/31/20 CBS-2771	200,000.00	200,000.00	180,374.11	11,808.68	7,817.21		
HALEAKALA HWY INTERSEC IMPR							
SH14-323-345410:	2,000,000.00	1,250,000.00					1,250,000.00
KOKOMO RD/MAK AVE PVMNT PH2							
DOT17-325-376740: #STP-STP-0900(0 86)	7,240,600.00	4,829,244.96	4,752,608.14				76,636.82
BALDWIN AVE RESURFACING							
DOT14-325-345403: #STP-STP-0390(0 01)	2,261,738.00	2,261,738.00	2,259,236.17				2,501.83
MAKANI RD IMPROV, KALAMA-MAKA							
DOT25-325-350102: #STP-TAP-3630(0 002)		1,875,685.23				1,875,685.23	

County of Maui
Capital Improvement Projects Report (Excluding Department of Water Supply)
As of 12/31/2025

Appendix A-1

13-907 Roads	Original Appropriation	Allotted To Date	Expenditure Prior Years	Expenditure Current Year	Amount Lapsed	Encumbrance	Allotment Balance
MAKAWAO AVE PAVEMENT RECON							
DOT22-325-320083: #STP-STP-0365(0 12)	7,760,000.00	7,760,000.00					7,760,000.00
DOT23-325-330181: #STP-STP-0365 (012)		6,621,801.41				5,450,479.85	1,171,321.56
	23,055,000.85	28,022,287.46	10,040,999.31	11,808.68	7,974.21	7,701,045.05	10,260,460.21
Wailuku-Kahului Community Plan Area							
KAHEKILI HIGHWAY SLOPE REPAIR							
HY22-302-320074: Lapse 12/31/22 CBS-6060	400,000.00	400,000.00	199,165.47	166,015.53		34,819.00	()
WAIKO RD IMPRV-CONSOL BSYRDS							
PV22-329-320094:		393,650.00					393,650.00
WAIALE RD IMP (KAOHU-WAIINU)							
GO21-375-390286: Lapse 12/31/19 CBS-1919	139,745.00	139,745.00	35,570.00		85,415.00	18,760.00	
C MAUI SIGNAL UPGRADE							
HY17-302-378402: Lapse 12/31/17 CBS-1945	270,000.00	270,000.00	248,800.00		21,200.00		
WAIALE RD EXTENSION							
GO22-376-320280: Lapse 12/31/22 CBS-1069	3,307,534.03	3,307,534.03	2,950,884.46	332,852.11		23,797.46	()
-378-360227: Lapse 12/31/26 CBS-1069	33,259,720.00						
WAKEA/KAMEHAMEHA INTRSEC IMPRV							
GO21-375-301269: Lapse 12/31/20 CBS-1916	250,000.00	246,600.00	203,345.59	971.53		42,282.88	
DOT23-325-330123: #STP-STP-0900 (104)	2,049,321.33	2,393,168.75	549,607.37	73.91		1,702,781.57	140,705.90
IMI KALA EXTENSION							
HY23-302-330095: Lapse 12/31/23 CBS-3179	1,000,000.00	1,000,000.00	479,494.97		173,809.00	346,696.03	
HY25-302-350050: Lapse 12/31/25 CBS-3179	300,000.00	300,000.00			300,000.00		
130 IAO VALLEY RD WALL/RAIL RP							
GF23-301-330094: Lapse 12/31/23 CBS-7236	500,000.00	500,000.00	255,655.05	13,372.90	130,525.00	100,447.05	
WAIALE RD IMP AT WAIINU ROAD							
HY19-302-390100: Lapse 12/31/19 CBS-1018	300,000.00	300,000.00	117,838.55	15,042.72		167,118.73	
HY20-302-301410: Lapse 12/31/20 CBS-1018	100,000.00	100,000.00			5,384.00	94,616.00	
MAHANA ESTATES TRAFFIC IMPACT							
PV22-329-320096:		178,500.00					178,500.00
MAUI LANI PARKWAY EXTENSION							
-378-340288: Lapse 12/31/24 CBS-7872	1,000,000.00	998,995.12	109,072.47	29,019.90		860,902.75	
MILL STREET PVMNT RECONSTRUCT							
DOT21-325-310120: #STP-STP-3840(0 CBS-5057	4,300,000.00	4,439,246.71	2,831,208.16	971,301.76		509,204.55	127,532.24
HANSEN RD PAVEMENT RECONS							
DOT15-325-356700: #STP-STP-3600(0 01)	3,500,000.00	3,919,875.20	3,827,052.65				92,822.55
KAMEHAMEHA AVE PAVEMENT REHAB							
DOT13-325-337504: #STP-STP-0900 (079)	3,727,251.98	3,717,059.29	2,839,876.17			198,799.13	678,383.99
PAVEMENT REHAB S MAUI ROADS							
DOT18-325-389800: #STP-STP-0900(0 90)	5,448,985.87	4,138,107.74	3,802,220.25				335,887.49
ONEHEE AVE IMPROVEMENTS							
DOT22-325-320082: #STP-STP-3960(0 CBS-5499	8,138,273.00	6,703,244.21	5,145,336.97			722,965.66	834,941.58
LONO AVENUE EXTENSION							

County of Maui
Capital Improvement Projects Report (Excluding Department of Water Supply)
As of 12/31/2025

Appendix A-1

13-907 Roads	Original Appropriation	Alloted To Date	Expenditure Prior Years	Expenditure Current Year	Amount Lapsed	Encumbrance	Allotment Balance
HY19-302-390102: Lapse 12/31/19 CBS-5054 VEVAU STREET IMPROVEMENT	300,000.00	300,000.00	140,432.95		159,567.05		
GF26-301-360066: Lapse 12/31/26 CBS-8917	200,000.00	200,000.00				165,700.00	34,300.00
	68,490,831.21	33,945,726.05	23,735,561.08	1,528,650.36	875,900.05	4,988,890.81	2,816,723.75
Kihei-Makena Community Plan Area							
S.KIHEI RD DW IMPR (PIIKEA-KU)							
HY19-302-390086: Lapse 12/31/19 CBS-XXXX	200,000.00	200,000.00	200,000.00				
GO21-375-301294: Lapse 12/31/20 CBS-5485	1,900,000.00	1,479,382.16	9,033.80		190,348.36	1,280,000.00	()
OHUKAI RD SDWLK IMPRV							
GO21-375-301295: Lapse 12/31/20 CBS-5492	600,000.00	600,000.00	2,618.40			597,381.60	
KIHEI BIKEWAY PHASE 2							
PV16-329-367579:	46,531.00	46,531.00	727.87				45,803.13
SOUTH KIHEI RD PAVEMENT REHAB							
DOT21-325-310115: #STP-STP-3100(0 CBS-5515	6,230,000.00	5,361,238.36	5,282,976.66				78,261.70
DOT23-325-330184: #STP-STP-3100 (016)		2,073,400.40	713,826.58			1,359,573.82	
NS COLLECTOR RD (WAIPUILANI-)							
GO22-376-320273: Lapse 12/31/22 CBS-2309	463,641.00	463,641.00	270,000.00			193,641.00	
NS COLLECTOR ROAD (NAMAUU-KUL)							
GO21-375-390285: Lapse 12/31/19 CBS-2309	500,000.00	478,866.00	478,866.00				
GO21-375-301293: Lapse 12/31/20 CBS-2309	1,000,000.00	970,740.00	644,871.34	325,868.66			
BY21-304-310088: Lapse 12/31/21 CBS-2309	250,000.00	250,000.00		250,000.00			
HY21-302-310089: Lapse 12/31/21 CBS-2309	500,000.00	500,000.00		52,935.17		447,064.83	
	11,690,172.00	12,423,798.92	7,602,920.65	628,803.83	190,348.36	3,877,661.25	124,064.83
West Maui Community Plan Area							
WM ROADWAY IMPRV MTV GRANT							
PV15-329-356575:	715,000.00	715,000.00	167,900.00				547,100.00
PV16-329-367575:	1,700,000.00	1,700,000.00		86,149.92		1,032,541.84	581,308.24
GOLAPS-350-360098: Lapse 12/31/26 CBS-XXXX	3,957,294.00	3,957,294.00		3,957,294.00			
L HONOAPIILANI RD COMPLETE STR							
GF22-301-320075: Lapse 12/31/22 CBS-6643	500,000.00	500,000.00	314,123.15	15,000.00		170,876.85	
LOWER HONOAPIILANI RD EROSION							
GF24-301-340089: Lapse 12/31/24 CBS-5509	350,000.00	350,000.00				350,000.00	
FRONT STREET IMPROVEMENTS							
GO21-375-390273: Lapse 12/31/19 CBS-1946	620,781.57	620,781.57	620,781.57				
GOLAPS-350-350051: Lapse 12/31/25 CBS-1946	4,811,161.00	4,811,161.00	851,000.00	1,889,867.01		2,070,293.99	
GO23-377-350219: Lapse 12/31/25 CBS-1946	688,839.00	688,839.00	56,649.77	93,350.23		538,839.00	
COM 2023 SEVERE WEATHR -LAHAIN							
FF25-321-350100: ER-2 R-26 (005)		1,504,315.79	912,151.79	211,888.21			380,275.79
WM GREENWAY PILOT PRJ							
BY17-304-378406: Lapse 12/31/17 CBS-3240	300,000.00	300,000.00	153,844.38			146,155.62	
WEST MAUI GREENWAY							
GF24-301-340090: Lapse 12/31/24 CBS-7897	240.00	240.00		240.00			

County of Maui
Capital Improvement Projects Report (Excluding Department of Water Supply)
As of 12/31/2025

Appendix A-1

13-907 Roads	Original Appropriation	Alloted To Date	Expenditure Prior Years	Expenditure Current Year	Amount Lapsed	Encumbrance	Allotment Balance
BY24-304-340091: Lapse 12/31/24 CBS-7897	199,760.00	199,760.00		20,695.76		179,064.24	
-378-360231: Lapse 12/31/26 CBS-XXXX	16,192,706.00	16,131,942.82		16,131,942.82			
FLOOD MONITOR FOR ENHANCED EME							
DOT25-325-350101: #STP-STP-0900 (111)		15,000.00	15,000.00				
SEDIMENT REMVL KULANIHAKOI STRM							
FF25-321-350135: VJLZ 58JL 6 07768015		2,479,134.58	2,479,134.58				
LOWER HPIILANI RD PAVEMENT REH							
DOT25-325-350108: #STP-STP-3080(0 10)		5,000,000.00				5,000,000.00	
PAPALUA ST TRAFFIC SIGNAL UPGR							
DOT22-325-320081: #STP-STP-3960(0 01)	1,576,000.00	1,617,540.96	1,195.58	149,413.39		1,354,694.16	112,237.83
	31,611,781.57	40,591,009.72	5,571,780.82	22,555,841.34	0.00	10,842,465.70	1,620,921.86
Countywide							
CW BIKEWAY IMPROVEMENTS							
BY16-304-367C31: Lapse 12/31/16 CBS-1036	150,000.00	150,000.00	72,521.13		77,478.87		
BY18-304-389C49: Lapse 12/31/18 CBS-1036	97,276.00	97,276.00	14,813.16		6,329.84	76,133.00	()
BY20-304-301C80: Lapse 12/31/20 CBS-1036	387,208.00	387,208.00	350,822.07		36,385.93		
CW SIDEWALK IMPROVEMENTS							
HY13-302-331133: Lapse 12/31/13 CBS-1037	500,000.00	500,000.00	446,655.16		45,328.87	8,015.97	
HY19-302-390C78: Lapse 12/31/19 CBS#1037	490,000.00	490,000.00	460,582.00		23,877.00	5,541.00	
HY20-302-301C85: Lapse 12/31/20 CBS-1037	745,000.00	745,000.00	374,391.51		294,228.49	76,380.00	
CW BRIDGE IMPROVEMENTS							
HY14-302-345332: Lapse 12/31/14 CBS-1031	295,000.00	295,000.00	294,581.30		418.70		()
HY16-302-367C22: Lapse 12/31/16 CBS-1031	370,000.00	370,000.00	247,870.50		122,129.50		
HY19-302-390C76: Lapse 12/31/19 CBS#1031	220,000.00	220,000.00	216,957.23		3,042.77		
HY20-302-301C83: Lapse 12/31/20 CBS-1031	600,000.00	600,000.00	404,661.30		154,698.38	40,640.32	
PAIA SCHOOL SAFE ROUTES TO SCH							
DOT19-325-390095: #STP-SRS-0900(0 91)	1,226,784.55	1,226,784.55	1,016,727.22			54,204.09	155,853.24
CW SAFETY IMPROVEMENTS							
HY13-302-331132: Lapse 12/31/13 CBS-1024	600,000.00	600,000.00	550,441.47		49,558.53		
HY18-302-389C51: Lapse 12/31/18 CBS-1024	500,000.00	500,000.00	327,962.83		116,102.17	55,935.00	
HY19-302-390C75: Lapse 12/31/19 CBS-1024	850,000.00	850,000.00	732,549.97		117,450.03		
HY20-302-301C82: Lapse 12/31/20 CBS-1024	1,060,000.00	1,060,000.00	442,475.63		521,221.38	96,302.99	
CW TRAFFIC/SAFETY PROGRAM							
BY21-304-310C79: Lapse 12/31/21 CBS-6067	50,000.00	50,000.00	40,270.00		7,995.00	1,735.00	
HY21-302-310C82: Lapse 12/31/21 CBS-6067	1,720,000.00	1,720,000.00	1,038,573.01	1,880.00	377,091.42	302,455.57	
HY22-302-320C66: Lapse 12/31/22 CBS-6067	1,814,700.00	1,814,700.00	1,496,945.56		42,058.39	275,696.05	
HY23-302-330C85: Lapse 12/31/23 CBS-6067	1,682,000.00	1,682,000.00	1,069,295.04		167,013.59	445,691.37	
HY24-302-340C83: Lapse 12/31/24 CBS-6067	4,207,334.00	4,207,334.00	1,385,332.69	250,570.79	544,865.70	2,026,564.82	
GF25-301-350C47: Lapse 12/31/25 CBS-6067	199,671.00	199,671.00				199,671.00	
HY25-302-350C49: Lapse 12/31/25 CBS-6067	6,800,000.00	6,800,000.00	724,701.24	76,200.88		5,999,097.88	
HY26-302-360C63: Lapse 12/31/26 CBS-6067	3,902,000.00	3,902,000.00		8,095.78		1,676,892.81	2,217,011.41
CW RD RESURFACING/PAVEMENT PR							
HY14-302-345333: Lapse 12/31/14 CBS-1023	5,546,744.00	5,546,744.00	5,404,729.31		56,526.05	85,488.64	
HY17-302-378C74: Lapse 12/31/17 CBS-1023	5,634,267.00	5,634,267.00	4,821,499.63		393,823.12	418,944.25	

County of Maui
Capital Improvement Projects Report (Excluding Department of Water Supply)
As of 12/31/2025

Appendix A-1

13-907 Roads	Original Appropriation	Allotted To Date	Expenditure Prior Years	Expenditure Current Year	Amount Lapsed	Encumbrance	Allotment Balance
HY19-302-390C74: Lapse 12/31/19 CBS#1023	6,266,792.00	6,266,792.00	5,792,892.01		465,247.99	8,652.00	
HY20-302-301C81: Lapse 12/31/20 CBS-1023	5,676,267.00	5,676,267.00	5,274,394.53		89,955.90	311,916.57	
HY21-302-310C81: Lapse 12/31/21 CBS-1023	6,250,000.00	6,250,000.00	4,707,539.69		136,850.64	1,405,609.67	
HY22-302-320C65: Lapse 12/31/22 CBS-1023	6,215,798.00	6,215,798.00	4,741,514.72		214,118.36	1,260,164.92	()
GO22-376-320C68: Lapse 12/31/22 CBS-1023	972,391.33	972,391.33	972,391.33				
GF22-301-320C69: Lapse 12/31/22 CBS-1023	284,202.00	284,202.00	284,202.00				
GO23-377-326C68: Lapse 12/31/22 CBS-1023	2,577,608.67	2,577,608.67	761,224.53			1,816,384.14	
HY23-302-330C84: Lapse 12/31/23 CBS-1023	6,730,000.00	6,730,000.00	4,202,778.86	32,331.58	93,304.25	2,401,585.31	
GO23-377-330C89: Lapse 12/31/23 CBS-1023	5,050,000.00	5,049,502.50	1,808,581.92	484,531.97		2,756,388.61	()
HY24-302-340C82: Lapse 12/31/24 CBS-1023	7,000,000.00	7,000,000.00	2,576,900.98	239,254.47	181,419.06	4,002,425.49	
GO23-377-340C85: Lapse 12/31/24 CBS-1023	8,050,000.00	6,916,372.58	1,335,422.67	1,257,357.76		4,323,592.15	
-378-350C18: Lapse 12/31/25 CBS-1023	1,700,000.00	1,579,665.00				1,579,665.00	
HY25-302-350C48: Lapse 12/31/25 CBS-1023	10,550,000.00	10,550,000.00	1,271,970.88	1,858,341.89	744,736.09	6,674,951.14	
-378-360C26: Lapse 12/31/26 CBS-1023	3,000,000.00						
HY26-302-360C62: Lapse 12/31/26 CBS-1023	11,700,000.00	11,700,000.00		129,825.62		1,529,021.09	10,041,153.29
CW TRAFFIC CALMING PROGRAM							
HY20-302-301C84: Lapse 12/31/20 CBS-1035	500,000.00	500,000.00	204,645.02		295,354.98		
KEA ST PAVEMENT RECONSTRUCTION							
DOT19-325-390710: #STP-STP-0900(0 93)	1,848,134.52	1,848,134.52	1,569,563.95				278,570.57
OLD HALEAKALA HWY TRAFFICE SIG							
DOT20-325-300825: #STP-STP-0357(0 CBS-2771	510,256.00	577,317.71	460,437.83	85,943.90			30,935.98
KAUPAKALUA RD PVMNT RECON PH-2							
DOT19-325-390720: #STP-STP-0365(0 11)	5,850,521.72	4,642,153.77	3,997,259.01				644,894.76
CW FEDERAL AID PROGRAM							
GO21-375-310C88: Lapse 12/31/21 CBS-5022	5,477,038.42	5,477,038.42	4,112,697.57	198,192.23		1,166,148.62	
GO22-376-315C88: Lapse 12/31/21 CBS-5022	5,414,596.83	4,129,633.44	3,474,664.26	116,604.58		538,364.60	
HY22-302-320C64: Lapse 12/31/22 CBS-5022	400,000.00	400,000.00	400,000.00				
GO22-376-320C67: Lapse 12/31/22 CBS-5022	2,526,662.23	2,526,662.23	2,174,136.19	128,783.15	11,613.00	212,129.89	
-378-326C05: Lapse 12/31/22 CBS-5022		27,426.91					27,426.91
GO23-377-326C67: Lapse 12/31/22 CBS-5022	5,652,337.77	2,123,192.77	481,706.33	61,000.90		1,580,485.54	
HY23-302-330C83: Lapse 12/31/23 CBS-5022	5,038,000.00	5,038,000.00	2,473,389.63	206,845.60	598,201.17	1,759,563.60	
GO23-377-330C90: Lapse 12/31/23 CBS-5022	3,919,000.00	2,249,919.96	22,056.80			2,227,863.16	
HY24-302-340C81: Lapse 12/31/24 CBS-5022	4,221,000.00	4,221,000.00	940,181.79	713,725.48	667,269.09	1,899,823.64	()
GO23-377-350C17: Lapse 12/31/25 CBS-5022	10,435,000.00	7,207,271.54	122,413.95	179,373.16		6,905,484.43	
-378-350C52: Lapse 12/31/25 CBS-5022		3,227,728.46	179,933.21	89,646.65		2,958,148.60	
-378-360C25: Lapse 12/31/26 CBS-5022	18,604,461.00	873,068.00		1,370.00		832,000.00	39,698.00
SAFE ROUTES TO SCH PRG							
SH19-323-399510: CBS-2772	275,000.00	97,584.27	94,183.25				3,401.02
SH20-323-301510: CBS-2772	275,000.00	166,780.38	63,738.85				103,041.53
ASSESSMENT OF COM COASTAL RDS							
DOT20-325-300810: #STP-STP-0900(1 01)	560,000.00	527,268.00					527,268.00
KAHANA NUI BRIDGE REPLCMNT							
DOT20-325-300830: #STP-BR-3080(00 CBS-1040	4,345,007.00	5,254,412.80	4,877,579.05	74.23		255,930.65	120,828.87
C MAUI SUB-AREA TRANSPORT STUD							
DOT20-325-300835: #STP-SPR-0010(0 CBS-5538		466,400.00	400,000.00				66,400.00

County of Maui
Capital Improvement Projects Report (Excluding Department of Water Supply)
As of 12/31/2025

Appendix A-1

13-907 Roads	Original Appropriation	Alloted To Date	Expenditure Prior Years	Expenditure Current Year	Amount Lapsed	Encumbrance	Allotment Balance
IOLANI/LOHA/MAKANI RD PVMNT DOT21-325-310100: #STP-STP-0900(0 CBS-5511	10,500,000.00	10,725,898.22	7,175,429.72	850.55		3,216,562.48	333,055.47
SOH OLD HALEAKALA HWY SDWLK SH19-323-399515:		3,000,000.00					3,000,000.00
CW BRIDGE/DRAINAGE PROGRAM HY21-302-310C80: Lapse 12/31/21 CBS-6069	2,850,000.00	2,850,000.00	1,660,759.43		1,048,957.01	140,283.56	
	210,873,059.04	185,573,475.03	90,549,948.92	6,120,801.17	7,704,651.27	63,608,534.62	17,589,539.05
TOTAL Roads	366,048,564.67	320,139,538.98	146,560,818.53	30,882,482.34	9,091,470.85	98,712,724.14	34,892,043.12

County of Maui
Capital Improvement Projects Report (Excluding Department of Water Supply)
As of 12/31/2025

Appendix A-1

13-908 Solid Waste Facilities	Original Appropriation	Allotted To Date	Expenditure Prior Years	Expenditure Current Year	Amount Lapsed	Encumbrance	Allotment Balance
Wailuku-Kahului Community Plan Area							
CMLF PH VII PART I CLOSURE							
-378-360217: Lapse 12/31/26 CBS-8940	800,000.00	295,700.00				295,700.00	
CEN MAUI LANDFILL INFRASTRUCTR							
SW26-305-360014: Lapse 12/31/26 CBS-8919	300,000.00	300,000.00					300,000.00
CML GAS SYSTEM EXPANSION							
SW24-305-340019: Lapse 12/31/24 CBS-7869	50,000.00	50,000.00				50,000.00	
GO23-377-340222: Lapse 12/31/24 CBS-7869	400,000.00	400,000.00	8,774.89	36,416.27		354,808.84	
SW25-305-350015: Lapse 12/31/25 CBS-7869	250,000.00	250,000.00	35,847.29	27,002.33	1,064.00	186,086.38	
-378-360208: Lapse 12/31/26 CBS-7869	1,000,000.00						
CML GAS COLLECTION SYST RELIAB							
SW22-305-320016: Lapse 12/31/22 CBS-6639	320,000.00	320,000.00	319,833.00		167.00		
GO23-377-330220: Lapse 12/31/23 CBS-6639	2,000,000.00	2,000,000.00	1,020,890.90	646,017.30		333,091.80	
CML COMPREHENSIVE ENV IMP STAT							
SW23-305-330016: Lapse 12/31/23 CBS-6640	500,000.00	500,000.00	93,575.05	4,766.55		401,658.40	()
SW24-305-340018: Lapse 12/31/24 CBS-6640	300,000.00	300,000.00			167,976.22	132,023.78	
SW25-305-350014: Lapse 12/31/25 CBS-6640	500,000.00	500,000.00				500,000.00	
CML OPERATIONS FACILITIES							
SW23-305-330018: Lapse 12/31/23 CBS-2721	250,000.00	250,000.00	240,586.00			9,414.00	
CML LAND PURCHASE							
GO21-375-390246: Lapse 12/31/19 CBS-3567	248,552.09	248,552.09	64,387.85	1,814.07		182,350.17	
GO21-375-301215: Lapse 12/31/20 CBS-3567	2,000,000.00	1,994,910.00	1,887,525.50	21,483.00		85,901.50	
GO23-377-340223: Lapse 12/31/24 CBS-3567	2,000,000.00	8,082.72	8,082.72				
GO23-377-350223: Lapse 12/31/25 CBS-8394	2,000,000.00	1,581,957.81	1,572,845.09			9,112.72	
CML PHASES IV&V FINAL CLOSURE							
GO21-375-310223: Lapse 12/31/21 CBS-1099	324,950.00	324,950.00	139,080.50			185,869.50	
CML KALIALINUI GULCH CROSSING							
SW24-305-340020: Lapse 12/31/24 CBS-7235	250,000.00	250,000.00	58,835.00	24,655.00	100.00	166,410.00	
LAHAINA WILDFIRE DISPOSAL SITE							
SW24-305-340159: Lapse 12/31/24 CBS-XXXX	4,575,000.00	4,575,000.00	1,321,174.04	112,364.68	1,558,004.28	1,583,457.00	
PREFAB BLD W/ SOLAR PWR AT CML							
SW25-305-350016: Lapse 12/31/25 CBS-8394	300,000.00	300,000.00	81,565.99	145,797.21		72,636.80	
-378-350205: Lapse 12/31/25 CBS-8394	1,000,000.00	1,000,000.00				1,000,000.00	
BENEFICIAL USE OF LANDFILL GAS							
SW25-305-350013: Lapse 12/31/25 CBS-8393	250,000.00	250,000.00	35,106.52	3,569.72	153,749.00	57,574.76	
CML EXT PRIMARY LITTER SCR/DRN							
SW26-305-360015: Lapse 12/31/26 CBS-5494	100,000.00	100,000.00				100,000.00	
CML PHASE IIIB LATERAL EXP							
GO23-377-330222: Lapse 12/31/23 CBS-6635	13,500,000.00	13,500,000.00	12,535,434.01		40,611.00	923,954.99	
CML PH II/III INTERFC DEVT							
GO22-376-320214: Lapse 12/31/22 CBS-6634	824,945.42	824,945.42	793,641.20		31,304.22		
GO23-377-340224: Lapse 12/31/24 CBS-6634	1,200,000.00	1,199,985.00	593,340.80	17,085.00	39.20	589,520.00	
-378-360209: Lapse 12/31/26 CBS-6634	1,500,000.00						

County of Maui
Capital Improvement Projects Report (Excluding Department of Water Supply)
As of 12/31/2025

Appendix A-1

13-908 Solid Waste Facilities	Original Appropriation	Alloted To Date	Expenditure Prior Years	Expenditure Current Year	Amount Lapsed	Encumbrance	Allotment Balance
	36,743,447.51	31,324,083.04	20,810,526.35	1,040,971.13	1,953,014.92	7,219,570.64	300,000.00
West Maui Community Plan Area							
LOWALU LF SITE RESTORATION SW18-305-389717: Lapse 12/31/18 CBS-2725	950,000.00	950,000.00	902,977.23		47,022.77		
Lanai Community Plan Area							
LANAI RECYCLING CENTER PLNG HF26-315-360012: Lapse 12/31/26 CBS-8916	275,000.00	275,000.00					275,000.00
Molokai Community Plan Area							
KALAMAULA LF SITE RESTORATION SW18-305-389708: Lapse 12/31/18 CBS-2727	230,000.00	230,000.00	117,151.00		112,849.00		
MOLOKAI LANDFILL MASTER PLAN SW24-305-340016: Lapse 12/31/24 CBS-7868	250,000.00	250,000.00	170,285.00	8,445.00		71,270.00	
MOLOKAI LF SCALEHOUSE REPLACEM SW25-305-350010: Lapse 12/31/25 CBS-5497	500,000.00	500,000.00			500,000.00		
	980,000.00	980,000.00	287,436.00	8,445.00	612,849.00	71,270.00	0.00
Countywide							
INTEGRATED SW MGT PLAN UPDTE SW25-305-350001: Lapse 12/31/25 CBS-3565	50,000.00	50,000.00			50,000.00		
ENV'TAL COMP SYS DSGN/CTNS							
SW20-305-301C00: Lapse 12/31/20 CBS-3182	500,000.00	500,000.00	224,691.45		216,300.64	59,007.91	
SW23-305-330C00: Lapse 12/31/23 CBS-3182	500,000.00	500,000.00	499,959.22		40.37	.41	
SW24-305-340C00: Lapse 12/31/24 CBS-3182	750,000.00	750,000.00	603,298.23		.04	146,701.73	
SW25-305-350C00: Lapse 12/31/25 CBS-3182	750,000.00	750,000.00	133,313.54	7,947.45	46,050.55	562,688.46	
PARTIAL CLOSURE OF ACTV LNDFLS							
SW24-305-340C01: Lapse 12/31/24 CBS-7867	50,000.00	50,000.00		27,115.00	100.00	22,785.00	
FOG RECY'NG & COMPOST AT FACIL							
HF26-315-360000: Lapse 12/31/26 CBS-8915	649,100.00	649,100.00					649,100.00
CW SW MSTR PLN FOR LF & SW FAC							
SW26-305-360002: Lapse 12/31/26 CBS-8914	300,000.00	300,000.00					300,000.00
CW ENV'TAL COMP SYS DSGN/CTNS							
SW26-305-360C01: Lapse 12/31/26 CBS-3182	1,000,000.00	1,000,000.00					1,000,000.00
	4,549,100.00	4,549,100.00	1,461,262.44	35,062.45	312,491.60	791,183.51	1,949,100.00
TOTAL Solid Waste Facilities	43,497,547.51	38,078,183.04	23,462,202.02	1,084,478.58	2,925,378.29	8,082,024.15	2,524,100.00

County of Maui
Capital Improvement Projects Report (Excluding Department of Water Supply)
As of 12/31/2025

Appendix A-1

13-909 Wastewater Facilities	Original Appropriation	Alloted To Date	Expenditure Prior Years	Expenditure Current Year	Amount Lapsed	Encumbrance	Allotment Balance
Paia-Haiku Community Plan Area							
PAIA WW PUMP STATION MODIFICAT							
WM23-303-330014: Lapse 12/31/23 CBS-3207	150,000.00	150,000.00	32,551.00	19,530.00		97,919.00	
WM24-303-340017: Lapse 12/31/24 CBS-3207	250,000.00	250,000.00				250,000.00	
WM25-303-350012: Lapse 12/31/25 CBS-3207	1,500,000.00	1,500,000.00			1,121,746.00	378,254.00	
WM26-303-360013: Lapse 12/31/26 CBS-3207	300,000.00	300,000.00					300,000.00
SPRECKLESVILLE FM REPLACEMENT							
GO21-375-310221: Lapse 12/31/21 CBS-4588	346,520.00	346,520.00	315,558.00	30,962.00			
GO22-376-315221: Lapse 12/31/21 CBS-4588	13,480.00	13,480.00		13,480.00			
GO23-377-330215: Lapse 12/31/23 CBS-4588	3,600,000.00	3,600,000.00		5,391.00		3,594,609.00	
-378-350204: Lapse 12/31/25 CBS-4588	2,600,000.00	2,579,587.00				2,579,587.00	
	8,760,000.00	8,739,587.00	348,109.00	69,363.00	1,121,746.00	6,900,369.00	300,000.00
Wailuku-Kahului Community Plan Area							
WAI-KAH EPA COMP SEWER REHAB							
WM18-303-389715: Lapse 12/31/18 CBS-1131	1,000,000.00	1,000,000.00	842,310.17			157,689.83	
WM19-303-390025: Lapse 12/31/19 CBS-1131	2,000,000.00	2,000,000.00	330,773.19	299,823.84	1,369,402.97		
WM20-303-301324: Lapse 12/31/20 CBS-1131	4,000,000.00	4,000,000.00	157,275.00	19,127.00	3,728,800.00	94,798.00	
GO21-375-310229: Lapse 12/31/21 CBS-1131	137,800.00	137,800.00	72,195.00			65,605.00	
WM23-303-330028: Lapse 12/31/23 CBS-1131	1,000,000.00	1,000,000.00	100,800.00		236,716.00	662,484.00	
GO23-377-340228: Lapse 12/31/24 CBS-1131	1,000,000.00	509,582.31	258,309.51			251,272.80	
WM25-303-350019: Lapse 12/31/25 CBS-1131	2,000,000.00	2,000,000.00	264,826.00		410,959.00	1,324,215.00	
UPPER WAIKO ROAD SEWER EXTENS							
WM23-303-330023: Lapse 12/31/23 CBS-3204	150,000.00	150,000.00	82,964.89			67,035.11	
WAIKO RD SUBDIV SEWER SYSTEM							
GO21-375-310230: Lapse 12/31/21 CBS-1158	500,000.00	500,000.00	225,789.69			274,210.31	()
SH/LN-341-360017: Lapse 12/31/26 CBS-1158	2,500,000.00	2,500,000.00					2,500,000.00
WAI-KAH RECYCLED WTR FM							
WM18-303-389716: Lapse 12/31/18 CBS-1171	500,000.00	500,000.00	277,323.08	22,328.75	43.00	200,305.17	
GO21-375-301223: Lapse 12/31/20 CBS-1171	500,000.00	494,640.00	18,631.07			476,008.93	
GO22-376-310231: Lapse 12/31/21 CBS-1171	750,000.00	750,000.00				750,000.00	
WAIIEHU KOU WW PUMP STATION MOD							
WM23-303-330024: Lapse 12/31/23 CBS-5526	200,000.00	200,000.00	200,000.00				
WM24-303-340026: Lapse 12/31/24 CBS-5526	200,000.00	200,000.00	200,000.00				
C MAUI REGIONAL WWRF/WAIKAPU							
GO22-376-315228: Lapse 12/31/21 CBS-3206	1,953,689.88	1,953,680.00	1,598,530.93	26,953.19		328,195.88	()
SH22-323-320080: CBS-3206		3,500,000.00	1,081,554.22	1,217,449.76		1,200,996.02	
KAHULUI BEACH RD SEWER LINE							
GO23-377-340227: Lapse 12/31/24 CBS-7234	1,500,000.00	9,120.00	3,000.00			6,120.00	
WAIKAPU/WAILUKU DIV GRAV SEWER							
WM23-303-330025: Lapse 12/31/23 CBS-6084	1,000,000.00	1,000,000.00	150,780.75	148,304.46		700,914.79	
WAIKAPU/WAILUKU DIV PS AND FM							
WM23-303-330026: Lapse 12/31/23 CBS-6083	1,000,000.00	1,000,000.00	120,306.62	277,530.46		602,162.92	
WAI-KAH SOIL AQUIFER TRTMNT							

County of Maui
Capital Improvement Projects Report (Excluding Department of Water Supply)
As of 12/31/2025

Appendix A-1

13-909 Wastewater Facilities	Original Appropriation	Alloted To Date	Expenditure Prior Years	Expenditure Current Year	Amount Lapsed	Encumbrance	Allotment Balance
WM20-303-301326: Lapse 12/31/20 CBS-5033 WAI-KAH RECYCLED WTR PS	1,350,000.00	1,350,000.00	105,292.90		350,000.00	894,707.10	
WM20-303-301327: Lapse 12/31/20 CBS-5034 WAILUKU WW PUMP STATION MOD	600,000.00	600,000.00	8,409.57			591,590.43	
WM23-303-330027: Lapse 12/31/23 CBS-2323	500,000.00	500,000.00	44,383.23	122,053.87	278,084.00	55,478.90	
WM25-303-350017: Lapse 12/31/25 CBS-2323	1,500,000.00	1,500,000.00		56,211.90	2,149.19	1,441,638.91	
WAI-KAH EPA COMPL SEWER REHAB							
WM22-303-320018: Lapse 12/31/22 CBS-1146	2,000,000.00	2,000,000.00	112,346.00	32,638.00	1,547,705.00	307,311.00	
WM22-303-320020: Lapse 12/31/22 CBS-1146	250,000.00	250,000.00	84,309.00		115,800.00	49,891.00	
WAI-KAH WWRF SHORELINE EROSION							
WM26-303-360016: Lapse 12/31/26 CBS-4586	300,000.00	300,000.00					300,000.00
WAI/KAH WWRF CONCRETE REHAB							
WM25-303-350018: Lapse 12/31/25 CBS-3574	500,000.00	500,000.00				500,000.00	
WAIIEHU KOU WW PUMP STATION MOD							
-378-360210: Lapse 12/31/26 CBS-5526	3,500,000.00						
	32,391,489.88	30,404,822.31	6,340,110.82	2,222,421.23	8,039,659.16	11,002,631.10	2,800,000.00
Kihei-Makena Community Plan Area							
KAIOLA PL SEWER EXPANSION							
WM22-303-320004: Lapse 12/31/22 CBS-5032	100,000.00	100,000.00	100,000.00				
-378-360205: Lapse 12/31/26 CBS-5032	1,000,000.00						
KIHEI WW PUMP STATION NO. 5							
WM24-303-340010: Lapse 12/31/24 CBS-3568	600,000.00	600,000.00	99,400.00	208,986.00		291,614.00	
KIHEI NO.6 FM REPLCMNT							
WM22-303-320005: Lapse 12/31/22 CBS-2729	650,000.00	650,000.00	592,661.51			57,338.49	
WM26-303-360009: Lapse 12/31/26 CBS-2729	1,000,000.00	1,000,000.00				366,651.00	633,349.00
S KIHEI CAPACITY SEWER UPGRADE							
WM26-303-360010: Lapse 12/31/26 CBS-6082	400,000.00	400,000.00					400,000.00
KIHEI WWPS #7 RELOCATION							
GO23-377-320208: Lapse 12/31/22 CBS-3570	800,000.00	799,977.00	279,248.75			520,728.25	
WM24-303-340011: Lapse 12/31/24 CBS-3570	1,100,000.00	1,100,000.00	174,365.74	58,977.90	232,906.00	633,750.36	
SH/LN-341-360011: Lapse 12/31/26 CBS-3570	9,400,000.00	9,400,000.00					9,400,000.00
KIHEI WW PUMP STATION NO. 3							
WM25-303-350006: Lapse 12/31/25 CBS-3198	400,000.00	400,000.00				400,000.00	
KIHEI NO.4 FM REPLACEMENT							
GO21-375-310213: Lapse 12/31/21 CBS-3564	300,000.00	300,000.00	164,067.35			135,932.65	
-378-350203: Lapse 12/31/25 CBS-5521	1,500,000.00	1,168,761.00				1,168,761.00	
KIHEI WW PUMP STATION NO. 8							
WM25-303-350007: Lapse 12/31/25 CBS-5027	600,000.00	600,000.00				600,000.00	
KIHEI-MAKENA SEWER EXP							
GO21-375-301224: Lapse 12/31/20 CBS-6064	848,778.74	435,757.80	404,508.00		31,249.80		
KIHEI WWRF GRIT SYS REPLACE							
SH/LN-341-390015: Lapse 12/31/19 CBS-5026	6,500,000.00	6,500,000.00	374,005.49	(374,005.49)	6,500,000.00		

County of Maui
Capital Improvement Projects Report (Excluding Department of Water Supply)
As of 12/31/2025

Appendix A-1

13-909 Wastewater Facilities	Original Appropriation	Alloted To Date	Expenditure Prior Years	Expenditure Current Year	Amount Lapsed	Encumbrance	Allotment Balance
-378-330210: Lapse 12/31/23 CBS-5026 KIHEI WWRF UV SYSTEM UPGRADE	4,000,000.00	599,991.00	225,985.51	374,005.49			
WM25-303-350008: Lapse 12/31/25 CBS-5031 KIHEI IN-PLANT/EFFLUENT PS UPG	400,000.00	400,000.00			229.00	399,771.00	
WM20-303-301306: Lapse 12/31/20 CBS-5029 KIHEI NO.3 FM REPLCMNT	750,000.00	750,000.00	745,120.86			4,879.14	
WM20-303-301307: Lapse 12/31/20 CBS-3563 GO23-377-330209: Lapse 12/31/23 CBS-3563	480,000.00 4,800,000.00	480,000.00 4,800,000.00	376,277.04 1,362,194.10	17,328.82 2,171,603.45	717.00	85,677.14 1,266,202.45	
KIHEI WWPS NO.9 MODI/UPGRD GO23-377-320209: Lapse 12/31/22 CBS-5028 GO23-377-340214: Lapse 12/31/24 CBS-5028	2,300,000.00 500,000.00	2,300,000.00 500,000.00	515,938.01	132,000.00		1,652,061.99 500,000.00	
NORTH KIHEI MAUKA TRANS WM19-303-390010: Lapse 12/31/19 CBS-2321 GO23-377-350202: Lapse 12/31/25 CBS-2321	1,500,000.00 6,000,000.00	1,500,000.00 568,580.00	1,162,634.00	117,315.00	3,356.00	216,695.00 568,580.00	
NORTH KIHEI REUSE DIST EXP WM23-303-330008: Lapse 12/31/23 CBS-5521 KIHEI WW PUMP STATION NO 4	400,000.00	400,000.00			55,250.00	344,750.00	
WM23-303-330006: Lapse 12/31/23 CBS-3199 WM24-303-340008: Lapse 12/31/24 CBS-3199 -378-360206: Lapse 12/31/26 CBS-3199	200,000.00 350,000.00 2,000,000.00	200,000.00 350,000.00	44,613.00			155,387.00 350,000.00	
	48,878,778.74	36,303,066.80	6,621,019.36	2,706,211.17	6,823,707.80	9,718,779.47	10,433,349.00
West Maui Community Plan Area							
LAH WWRF RAS/DEWATER UPGRADE WM23-303-330032: Lapse 12/31/23 CBS-3575 SH/LN-341-350022: Lapse 12/31/25 CBS-3575 GOLAPS-350-360018: Lapse 12/31/26 CBS-3575 -378-360211: Lapse 12/31/26 CBS-3575	700,000.00 7,000,000.00 3,406,897.00 6,593,103.00	700,000.00 7,000,000.00 3,406,897.00 4,081,242.70	698,030.00 789,109.22	150,454.78 1,258,887.37	1,970.00	6,060,436.00 2,148,009.63 4,081,242.70	
LAH SIPHON & DITCH DISTRIBUTION WM26-303-360019: Lapse 12/31/26 CBS-6648	500,000.00	500,000.00					500,000.00
NAPILI WWPS #1 MODIFICATIONS GO22-376-320221: Lapse 12/31/22 CBS-1177 GO23-377-350206: Lapse 12/31/25 CBS-1177	550,000.00 5,500,000.00	550,000.00 4,885,666.00	550,000.00	119,352.84		5,380,647.16	(614,334.00)*
LAHAINA FM NO. 3 REPLACEMENT WM24-303-340030: Lapse 12/31/24 CBS-5522	300,000.00	300,000.00	55,058.58	138,088.03		106,853.39	
NAPILI WWPS NO.3 MODI SH/LN-341-320025: Lapse 12/31/22 CBS-1179 WM23-303-330035: Lapse 12/31/23 CBS-1179 SH/LN-341-340037: Lapse 12/31/24 CBS-1179	4,000,000.00 230,000.00 600,000.00	4,000,000.00 230,000.00 600,000.00	219,577.11		142,064.00 2,184.00	3,780,422.89 87,936.00 597,816.00	
LAHAINA WWRF R-1 PROCESS EXP GO23-377-340232: Lapse 12/31/24 CBS-3576	1,350,000.00	1,350,000.00	1,278,361.74	71,638.26			
KAANAPALI RESORT R-1 WATER DIS WM14-303-345374: Lapse 12/31/14 CBS-1952 WM24-303-340029: Lapse 12/31/24 CBS-1952	700,000.00 150,000.00	700,000.00 150,000.00	700,000.00 102,292.32			47,707.68	

*350206 - To be corrected with 3rd quarter report as amounts need to be transferred to next proposed bond issuance.

County of Maui
Capital Improvement Projects Report (Excluding Department of Water Supply)
As of 12/31/2025

Appendix A-1

13-909 Wastewater Facilities	Original Appropriation	Allotted To Date	Expenditure Prior Years	Expenditure Current Year	Amount Lapsed	Encumbrance	Allotment Balance
SH/LN-341-340036: Lapse 12/31/24 CBS-1952 NAPILI NO.2 FM REPLACEMENT	8,500,000.00	8,500,000.00			4,039,007.47	4,460,992.53	
GO21-375-310234: Lapse 12/31/21 CBS-1168 -378-360213: Lapse 12/31/26 CBS-1168	149,988.00 1,500,000.00	149,988.00	35,685.71			114,302.29	
WEST MAUI RECYCLED WATER PROJ							
ARRA13-327-331183: C150054-23	3,500,000.00	3,500,000.00	3,205,090.33		131,612.00		163,297.67
WM14-303-345377: Lapse 12/31/14 CBS-1124	50,000.00	50,000.00	49,675.00		325.00		
GO21-375-301228: Lapse 12/31/20 CBS-1124	1,500,000.00	1,434,522.00	1,434,522.00				
GO22-376-315232: Lapse 12/31/21 CBS-1124	5,357,540.00	4,575,148.01	3,918,216.07	399,130.00		257,801.94	
GO23-377-317232: Lapse 12/31/21 CBS-1124	4,020,000.00	4,020,000.00				4,020,000.00	
SH/LN-341-320026: Lapse 12/31/22 CBS-1124	7,000,000.00	7,000,000.00	6,932,819.99	67,180.01			
GO23-377-326222: Lapse 12/31/22 CBS-1124	5,965,458.45	5,965,458.45	1,004,760.34	423,890.33		4,536,807.78	
SH/LN-341-330038: Lapse 12/31/23 CBS-1124	5,000,000.00	5,000,000.00	75,045.00		4,908,790.00	16,165.00	
LAHAINA RECYCLE WATER FM CONST							
WM25-303-350021: Lapse 12/31/25 CBS-6080	500,000.00	500,000.00			1,109.00	498,891.00	
NAPILI WWPS #2 MODIFICATIONS							
GO21-375-310236: Lapse 12/31/21 CBS-1178	393,244.00	393,244.00	393,244.00				()
NAPILI WWPS #4 MODIFICATIONS							
SH/LN-341-310038: Lapse 12/31/21 CBS-1180	4,600,000.00	4,600,000.00	3,155,927.51	115,000.00	333,600.00	995,472.49	
WM23-303-330036: Lapse 12/31/23 CBS-1180	370,000.00	370,000.00				370,000.00	
NAPILI NO.1 FM REPLACEMENT							
GO22-376-320220: Lapse 12/31/22 CBS-1167	291,915.00	291,915.00	291,915.00				
WM23-303-330033: Lapse 12/31/23 CBS-1167	400,000.00	400,000.00	190,611.48	136,462.28		72,926.24	
SH/LN-341-350023: Lapse 12/31/25 CBS-1167	3,700,000.00	3,700,000.00				3,700,000.00	
-378-360212: Lapse 12/31/26 CBS-1167	4,500,000.00	4,500,000.00				4,500,000.00	
LAHAINA WWRF ER GENERATOR RPLC							
WM22-303-320023: Lapse 12/31/22 CBS-5548	500,000.00	500,000.00	484,595.34		15,404.66		
HONOKOWAI R-1 WATER DISTRIB SY							
WM25-303-350020: Lapse 12/31/25 CBS-1954	400,000.00	400,000.00			2,157.00	397,843.00	
W MAUI EPA COMPL SEWER REHAB							
GO21-375-310233: Lapse 12/31/21 CBS-1146	123,468.42	123,468.42	111,510.10			11,958.32	
WM22-303-320024: Lapse 12/31/22 CBS-1146	2,000,000.00	2,000,000.00			122,066.00	1,877,934.00	
GO23-377-340234: Lapse 12/31/24 CBS-1146	2,000,000.00	710,942.00	491,235.55	107,444.13		112,262.32	
WM26-303-360020: Lapse 12/31/26 CBS-1146	4,000,000.00	4,000,000.00					4,000,000.00
	97,901,613.87	91,138,491.58	26,167,282.39	2,987,528.03	9,700,289.13	48,234,428.36	4,048,963.67
Lanai Community Plan Area							
LANAI WWR RECLAMATION FAC PLAN							
WM22-303-320012: Lapse 12/31/22 CBS-4591	150,000.00	150,000.00	25,478.77	4,519.43	124.00	119,877.80	
WM25-303-350009: Lapse 12/31/25 CBS-4591	1,000,000.00	1,000,000.00				1,000,000.00	
LANAI WW TRMT POND RENOVATION							
WM23-303-330013: Lapse 12/31/23 CBS-7250	2,000,000.00	2,000,000.00	1,664,681.92	209,030.62		126,287.46	
WM24-303-340015: Lapse 12/31/24 CBS-7250	500,000.00	500,000.00		353,313.95		146,686.05	
-378-360207: Lapse 12/31/26 CBS-7250	1,500,000.00	1,101,849.13				459,611.00	642,238.13

County of Maui
Capital Improvement Projects Report (Excluding Department of Water Supply)
As of 12/31/2025

Appendix A-1

13-909 Wastewater Facilities	Original Appropriation	Allotted To Date	Expenditure Prior Years	Expenditure Current Year	Amount Lapsed	Encumbrance	Allotment Balance
	5,150,000.00	4,751,849.13	1,690,160.69	566,864.00	124.00	1,852,462.31	642,238.13
Molokai Community Plan Area							
KAUNAKAKAI EFFLUENT FM REPLCMN							
WM25-303-350011: Lapse 12/31/25 CBS-1153	200,000.00	200,000.00			258.00	199,742.00	
Countywide							
CW EPA DECREE COMPLIANCE PRJ							
WM14-303-345378: Lapse 12/31/14 CBS-1132	750,000.00	750,000.00	680,005.00		40,500.00	29,495.00	
WM20-303-301C04: Lapse 12/31/20 CBS-1132	500,000.00	500,000.00	379,222.97	13,145.99	3,279.00	104,352.04	
WM21-303-310C03: Lapse 12/31/21 CBS-1132	500,000.00	500,000.00	114,399.99		370,090.33	15,509.68	
WM22-303-320C03: Lapse 12/31/22 CBS-1132	500,000.00	500,000.00	188,639.21	61,554.63	88,124.16	161,682.00	
WM23-303-330C03: Lapse 12/31/23 CBS-1132	1,500,000.00	1,500,000.00	119,000.00		7,422.00	1,373,578.00	
WM24-303-340C02: Lapse 12/31/24 CBS-1132	1,000,000.00	1,000,000.00	862,862.01	86,842.99		50,295.00	
-378-350C01: Lapse 12/31/25 CBS-1132	2,700,000.00	2,699,996.00				2,699,996.00	
WM25-303-350C02: Lapse 12/31/25 CBS-1132	500,000.00	500,000.00	203,840.82	53,781.32	91,139.00	151,238.86	
CW WW SYSTEM MODIFICATIONS							
-378-360C04: Lapse 12/31/26 CBS-1128	2,500,000.00	2,500,000.00				2,500,000.00	
CW EPA COMPLIANCE WWRF							
WM21-303-310C01: Lapse 12/31/21 CBS-1119	1,000,000.00	1,000,000.00	1,000,000.00				()
WM22-303-320C01: Lapse 12/31/22 CBS-1119	4,000,000.00	4,000,000.00	3,554,010.91	57,946.28	843.82	387,198.99	()
WM23-303-330C01: Lapse 12/31/23 CBS-1119	4,000,000.00	4,000,000.00	2,084,794.90	1,227,095.51	51,168.28	636,941.31	()
WM24-303-340C03: Lapse 12/31/24 CBS-1119	4,150,000.00	4,150,000.00	544,188.84	355,230.00	2,295,961.16	954,620.00	
WM25-303-350C03: Lapse 12/31/25 CBS-1119	1,800,000.00	1,800,000.00	854,093.69	749,603.55	33,271.36	163,031.40	
-378-360C03: Lapse 12/31/26 CBS-1119	2,000,000.00						
WM26-303-360C05: Lapse 12/31/26 CBS-1132	500,000.00	500,000.00					500,000.00
WM26-303-360C06: Lapse 12/31/26 CBS-1119	2,000,000.00	2,000,000.00				1,290,574.60	709,425.40
CW WW PROJECT MANAGEMENT							
WM26-303-360C07: Lapse 12/31/26 CBS-7878	500,000.00	500,000.00					500,000.00
CW WW SYSTEM MODIFICATIONS							
WM18-303-389C03: Lapse 12/31/18 CBS-1128	1,000,000.00	1,000,000.00	987,258.64		11,791.26	950.10	
WM20-303-301C03: Lapse 12/31/20 CBS-1128	1,000,000.00	1,000,000.00	800,357.54		199,642.46		
WM21-303-310C02: Lapse 12/31/21 CBS-1128	1,000,000.00	1,000,000.00	883,048.91		66,384.09	50,567.00	
WM22-303-320C02: Lapse 12/31/22 CBS-1128	1,000,000.00	1,000,000.00	943,711.79	31,759.82	22,347.39	2,181.00	
WM23-303-330C02: Lapse 12/31/23 CBS-1128	1,500,000.00	1,500,000.00	1,233,869.32	20,766.00	78,117.68	167,247.00	
WM24-303-340C05: Lapse 12/31/24 CBS-1128	3,000,000.00	3,000,000.00	353,790.96	367,788.30	4,119.92	2,274,300.82	
WM25-303-350C05: Lapse 12/31/25 CBS-1128	2,000,000.00	2,000,000.00	1,551,612.64	12,099.25	10,638.08	425,650.03	
WM26-303-360C08: Lapse 12/31/26 CBS-1128	2,500,000.00	2,500,000.00				1,835,189.49	664,810.51
CW WW RTU UPGRADES							
WM21-303-310C04: Lapse 12/31/21 CBS-5040	1,600,000.00	1,600,000.00	1,566,731.85		80.00	33,188.15	
CW WW PROJECT MANAGEMENT							
WM24-303-340C04: Lapse 12/31/24 CBS-7878	2,000,000.00	2,000,000.00			745,800.00	1,254,200.00	
WM25-303-350C04: Lapse 12/31/25 CBS-7878	1,000,000.00	1,000,000.00			1.00	999,999.00	
	48,000,000.00	45,999,996.00	18,905,439.99	3,037,613.64	4,120,720.99	17,561,985.47	2,374,235.91

County of Maui
Capital Improvement Projects Report (Excluding Department of Water Supply)
As of 12/31/2025

Appendix A-1

13-909 Wastewater Facilities	Original Appropriation	Alloted To Date	Expenditure Prior Years	Expenditure Current Year	Amount Lapsed	Encumbrance	Allotment Balance
TOTAL Wastewater Facilities	241,281,882.49	217,537,812.82	60,072,122.25	11,590,001.07	29,806,505.08	95,470,397.71	20,598,786.71

County of Maui
Capital Improvement Projects Report (Excluding Department of Water Supply)
As of 12/31/2025

Appendix A-1

<u>13-909 Wastewater Facilities</u>	<u>Original Appropriation</u>	<u>Alloted To Date</u>	<u>Expenditure Prior Years</u>	<u>Expenditure Current Year</u>	<u>Amount Lapsed</u>	<u>Encumbrance</u>	<u>Allotment Balance</u>
TOTAL CAPITAL PROJECTS FUND	1219,568,588.27	1050,742,142.02	391,012,663.09	93,137,554.14	69,433,658.14	371,179,408.73	125,978,857.92

Countywide Capital Improvement Projects as
of December 31, 2025

Project Number	Index	Project Title	Appropriation	Actual Expenditure	Encumbrance	Contract No.	Description
CBS-3182	360001	CW ENV'TAL COMP SYS DSGN/CTNS	1,000,000.00				
	Total		1,000,000.00	0.00	0.00		
CBS-1119	360203	CW EPA COMPLIANCE WWRF	2,000,000.00				
	Total		2,000,000.00	0.00	0.00		
CBS-1128	360204	CW WW SYSTEM MODIFICATIONS	2,500,000.00				
	360241	CW WW SYS MOD/NAPILI STN NO 1			2,500,000.00	C8740	Construction Services
	Total		2,500,000.00	0.00	2,500,000.00		
CBS-1132	360005	CW EPA COMPLIANCE PRJ	500,000.00				
	Total		500,000.00	0.00	0.00		
CBS-1119	360006	CW EPA COMPLIANCE WWRF	2,000,000.00				
	360124	CW EPA COMP\WK WWRF FAC IMPRV			156,735.00	C8428	Engineering Services
	360125	CW EPA COMP\NAPILI PUMP STN N1			504,339.60	C8740	Construction Services
	360127	CW EPA COMP\NAPILI 1 FM REPL			629,500.00	C8738	Construction Services
	Total		2,000,000.00	0.00	1,290,574.60		
CBS-7878	360007	CW WW PROJECT MANAGEMENT	500,000.00				
	Total		500,000.00	0.00	0.00		
CBS-1128	360008	CW WW SYSTEM MODIFICATIONS	2,500,000.00				
	360106	CW SYST MOD/KIHEI WWPS NO 3			319,893.00	C8705	Engineering Services
	360117	CW SYST MOD/KIHEI WWPS NO 8			8,269.00	C8702	Engineering Services
	360119	CW SYST MOD/KIHEI WWPS NO 9			69,041.87	C7803	Construction Services
	360123	CW SYST MOD/WAIL WWPS ELEC UPG			49,060.22	C7457	Construction Services
	360126	CW SYST MOD/NAPILI PUMP STN N1			1,388,925.40	C8740	Construction Services
	Total		2,500,000.00	0.00	1,835,189.49		
CBS-7879	360220	RADIO SYSTEM FACILITY UPGRADES	3,600,000.00				
	Total		3,600,000.00	0.00	0.00		
CBS-1003	360021	CW FIRE FACILITIES	3,273,869.00				
	Total		3,273,869.00	0.00	0.00		

Countywide Capital Improvement Projects as
of December 31, 2025

Project Number	Index	Project Title	Appropriation	Actual Expenditure	Encumbrance	Contract No.	Description
CBS-6069	360222	CW BRIDGE/DRAINAGE PROGRAM	3,500,000.00				
	Total		3,500,000.00	0.00	0.00		
CBS-6633	360223	CW DRAINLINE REPLACEMENT PROGR	13,300,000.00				
	360237	CW DRAIN REPL/S MAUI RPRS			2,469,826.62	C8728	Construction Services
	Total		13,300,000.00	0.00	2,469,826.62		
CBS-7870	360224	CW ROCKFL & EMBNK REPR	20,450,000.00				
	360234	WAIL RIV MLLYRD BANK STAB			74,200.00	C6608	Engineering Services
	360238	CW SLOPE REPR KAHEKILI HWY			3,561,519.51	C8711	Construction Services
	Total		20,450,000.00	0.00	3,635,719.51		
CBS-5022	360225	CW FEDERAL AID PROGRAM	18,604,461.00				
	360228	CW FED AID\MAKANI RD IMPRVMNTS			822,000.00	C8654	Construction Management Services
	360235	CW FED AID\IOLANI\LOHA\LIHOLAN			10,000.00	C6846	Engineering Services
	360240	CW FED AID\KEONIKAI RD PVMT RE		1,370.00		PO 456382	Consultation Ad
	Total		18,604,461.00	1,370.00	832,000.00		
CBS-1023	360226	CW RD RESURF/PVMNT PRESERVTN	3,000,000.00				
	Total		3,000,000.00	0.00	0.00		
CBS-8396	360028	CW CONSTRUC PROJECT MANAGEMENT	1,000,000.00				
	360077	CW CONS PRJ\KEHALANI\KANAKA BC			230,300.00	C8466	Construction Management Services
	360095	CW CONS PRJ\WAR MEM FTBL STADM			141,705.00	C8101	Construction Management Services
	360103	CW CONS PRJ\LANAI YOUTH CTR		9,417.49	30,582.51	C7984	Construction Management Services
	360108	CW CONS PRJ\KEOPULANI & WELLS			12,000.00	C8467	Construction Management Services
	360109	CW CONS PRJ\WAR MEM GYM IMPR			151,900.00	C7259	Consulting Services
	Total		1,000,000.00	9,417.49	566,487.51		
CBS-8926	360029	CW COURT IMPROVEMENTS	2,000,000.00				
	360100	CW COURT IMPR-FIFTH ST RESURF			23,145.06	C8352	Construction Services
	Total		2,000,000.00	0.00	23,145.06		
CBS-3232	360030	CW PLAYGROUND IMPROVEMENTS	2,600,000.00				
	Total		2,600,000.00	0.00	0.00		

Countywide Capital Improvement Projects as
of December 31, 2025

Project Number	Index	Project Title	Appropriation	Actual Expenditure	Encumbrance	Contract No.	Description
CBS-1117	360031	CW PARKS ADA IMPROVEMENTS	500,000.00				
	360101	CW PARKS ADA/WAR MEM FTBL STDM			26,587.61	C8108	Construction Services
	Total		500,000.00	0.00	26,587.61		
CBS-4581	360032	CW PARKS FACILITIES	3,200,000.00				
	360068	CW PARKS FAC/LIHIKAI SCH PARK			254,750.16	C7793	Construction Services
	360069	CW PARKS FAC/LANAI SKATE PARK		23,560.00		C8251	Construction Services
	360070	CW PARKS FAC/LAHAINA CIVIC REH		9,818.00	18,450.00	C8097	Construction Services
	360071	CW PARKS FAC/LANAI YOUTH CTR		30,462.00	3,119.00	C7904	Construction Services
	360073	CW PARKS FAC/L PAIA BEACH PRKG			248,097.00	C6077	Engineering Services
						C8096	Construction Services
	360074	CW PARKS FAC/5TH ST COURTS IMP		154,709.00		C8352	Construction Services
	360075	CW PARKS FAC/HAIKU PARK RESTR		45,400.00		C7791	Construction Services
	360076	CW PARKS FAC/WAR MEMORIAL GYM		86,834.03	354,191.00	C6562	Engineering Services
						C7259	Construction Management Services
	360078	CW PARKS FAC/MECHANIC BAYS			11,063.00	C7883	Engineering Services
	360080	CW PARKS FAC/HELENE HALL CESPL		1,696.33		PO 453893	Cesspool Pumping
	360082	CW PARKS FAC/WELLS PRK RETAING			83,301.14	C6855	Engineering Services
						C8674	Construction Services
	360084	CW PARKS FAC/S MAUI COMTY PARK			232,537.00	C6397	Planning and Design Services
	360085	CW PARKS FAC/WAIPUILANI COURT			64,061.55	C8433	Construction Management Services
360102	CW PARKS FAC/WAR MEM FTBL STDM			264,442.00	C8108	Construction Services	
360104	CW PARKS FAC/KEAWEKAPU PARK LOT			5,500.00	C7778	Engineering Services	
360107	CW PARKS FAC/EDDIE TAM PH1 IMPR			13,769.57	C8697	Construction Services	
Total			3,200,000.00	352,479.36	1,553,281.42		
CBS-1039	360233	CW BUS STOPS & SHELTERS	600,000.00				
	360232	CW BUS STOPS & SHELTERS			286,175.20	C8688	Construction Services
	360239	CW BUS STOPS/PHASE 9			199,700.00	C8719	Consulting Services
Total			600,000.00	0.00	485,875.20		
CBS-1010	360048	CW POLICE FACILITIES	2,080,000.00				
	Total		2,080,000.00	0.00	0.00		

Countywide Capital Improvement Projects as
of December 31, 2025

Project Number	Index	Project Title	Appropriation	Actual Expenditure	Encumbrance	Contract No.	Description
CBS-6069	360058	CW BRIDGE/DRAINAGE PROGRAM	5,400,000.00				
	360067	CW BRIDG/WAILUKU APT CHANNEL			785,614.85	C8327	Construction Services
	360072	CW BRIDG/PIILANI HWY CULVERTS		495,286.50	72,513.50	PO 411595	Construction Services
	360081	CW BRIDG/CATCHALL			163,717.00	C8648	Engineering Services
	360086	CW BRIDG/KULANIHAKOI & WAIPUIL			95,000.00	C8631	Consulting Services
	360089	CW BRIDG/WAIKAKOI & S WAILUA		1,078.33		RPGQO22A	Engineering Services
	360090	CW DRAAIN/CNTRL & W MAUI DRAINL			53,000.00	RPGQD09E	Engineering Services
	360091	CW BRIDG/KAHAWAIOKAPIA		23,211.79		C8454	Construction Services
	360092	CW BRIDG/IAO STREAM REPAIRS		5,615.94		RPGQO22A	Engineering Services
	360093	CW BRIDG/PAUWELA REPLACEMENT		3,031.33		RPGQD09E	Engineering Services
	Total		5,400,000.00	528,223.89	1,169,845.35		
CBS-7232	360059	CW DPW BASEYARD FACILITIES	6,975,000.00				
	Total		6,975,000.00	0.00	0.00		
CBS-6070	360060	CW FACILITY MAINTENANCE PROGRA	9,640,000.00				
	360120	CW FAC MAINT\ARCHITECTURL SVCS			109,598.20	C8714	Consulting Services
	360128	CW FAC MAINT\60 S CHRCH S RENO			50,566.00	C7835	Construction Services
	Total		9,640,000.00	0.00	160,164.20		
CBS-7870	360061	CW ROCKFL & EMBNK REPR	400,000.00				
	Total		400,000.00	0.00	0.00		
CBS-1023	360062	CW RD RESURF/PVMNT PRESERVTN	11,700,000.00				
	360083	CW RD RESURF/CATCHALL		99,984.00		PO 454460	Construction Supplies
	360094	CW PAVE RECONST/MILLYARD SUBDV			116,337.09	C8078	Construction Services
	360110	CW RD RESURF/WAIALE RD INTER		7,092.57		RPGQD09E	Engineering Services
	360111	CW RD RESURF/LILOA DR EXTENSN		3,511.26		RPGQD09E	Engineering Services
	360112	CW RD RESURF/S KIHEI RD PAVMT		6,975.88		RPGQD09E	Engineering Services
	360113	CW RD RESURF/LOWER MAIN ST		12,261.91		RPGQD09E	Engineering Services
	360118	CW RD RESUR/KAH RD PVMT RECON			549,659.00	C8685	Engineering Services
	360122	CW RD RESUR/EAST MAUI FY24&25			863,025.00	C8707	Construction Services
		Total		11,700,000.00	129,825.62	1,529,021.09	

Countywide Capital Improvement Projects as
of December 31, 2025

Project Number	Index	Project Title	Appropriation	Actual Expenditure	Encumbrance	Contract No.	Description
CBS-6067	360063	CW TRAFFIC/SAFETY PROGRAM	3,902,000.00				
	360087	CW TRF KEONEKAI SIDEWLK IMPROV			135,963.81	C8451	Construction Services
	360088	CW TRF KANELOA AVE IMPROVEMENT		1,384.42	47,400.00	PO 455837 C7350	Consultation Ad Engineering Services
	360096	CW TRF KOKO PL SIDEWALK REHAB		369.80	505,275.00	PO455200	Plans
	360097	CW CONST SUPP SVCS VAR PROJ			100,000.00	C8665	Construction Services
	360099	CW TRAFFIC/SAFETY REVIEW FEES		74.15		C8629	Construction Management Services
	360105	CW TRAFFIC/PAPALAU WAINEE ST			7,300.00	RPGQN21E	Engineering Services
	360114	CW TRF/WAIALE RD & WAIINU RD		493.02		C6578	Engineering Services
	360115	CW TRF/W MAUI GREENWAY PH1		5,774.39		RPGQD09E	Engineering Services
	360116	CW TRAF/WAIALE RD PEDS XING IMP			850,154.00	C8669	Construction Services
	360121	CW TRF/KINIPOLO & KAOHU ST IMP			30,800.00	C7035	Engineering Services
	Total		3,902,000.00	8,095.78	1,676,892.81		
CBS-7255	360064	CW PARKING BENEFITS DISTRICT	100,000.00				
	Total		100,000.00	0.00	0.00		
Grand Total			126,825,330.00	1,029,412.14	19,754,610.47		

County of Maui
Capital Improvement Program by District Job and Index
Fiscal Year Ending 6/30/2026 - as of 12/31/2025

Appendix A-2

03 Makawao-Pukalani-Kula			Prior Year	Amended	Working	Year	Current	Balance
Job	SFND	Index	Encumbrance / Carryover	Budget / Lapses	Budget less Lapses	to Date Expended	Encumbrance 12/31/2025	Available
	552	524050	UPCOUNTRY RELIABLE CAPACITY	101,333			101,333	
	552	526075	UPCOUNTRY RELIABLE CAPACITY		150,000			150,000
	564	545235	KAMOLE WTP RAW WATER RESERVOIR	690,993		19,250	671,743	
	564	545240	UPCOUNTRY RELIABLE CAPACITY	250,000			250,000	
	564	545245	UPCOUNTRY RELIABLE CAP-DNLR WE	442,599		39,021	83,278	320,300
	564	546240	UPCOUNTRY RELIABLE CAPACITY		2,500,000		204,967	2,295,033
	590	565315	KAMOLE WTP-Filter Replcmnt Upg	4,070,681		929,319	3,141,362	
	590	566345	KAMOLE WTP RAW WTR RESERVOIRS		600,000		600,000	
	590	566355	UPPER KULA TRANSMISSION IMPVTS		4,850,000			4,850,000
17-02	564	547020	UPCOUNTRY RELIABLE CAPACITY	57,337			57,337	
23-35	552	523800	UPPER KULA TRANSMISSION IMPVTS	255,814		130,793	125,021	
District *** Makawao-Pukalani-Kula			5,868,757	8,100,000	13,968,757	1,118,383	5,235,041	7,615,333

County of Maui
Capital Improvement Program by District Job and Index
Fiscal Year Ending 6/30/2026 - as of 12/31/2025

Appendix A-2

04 Wailuku-Kahului			Prior Year	Amended	Working	Year	Current	Balance
Job	SFND	Index	Encumbrance / Carryover	Budget / Lapses	Budget less Lapses	to Date Expended	Encumbrance 12/31/2025	Available
	549	533200	KANAHA BEACH PRK GREYWTR REUSE	1,250,000			1,250,000	
	552	525065	CENTRAL MAUI RELIABLE CAPACITY	225,000	(225,000)			
	564	544035	WAIEHU HEIGHTS WELL 1 REPLCMNT	292,633		28,701	263,932	
	564	545250	WAIEHU HEIGHTS WELL 1 REPLCMNT	2,000,000			1,531,700	468,300
	564	546250	WAIEHU HEIGHTS WELL 1 REPLCMNT		4,000,000		4,000,000	
	590	566375	CENTRAL MAUI RELIABLE CAPACITY		1,500,000			1,500,000
01-38	549	531120	CW RELIABLE CAP MALUHIA WELL	500,948				500,948
23-04	564	543430	CENTRAL MAUI RELIABLE CAPACITY	64,324			64,324	
ORD 5122	549	536120	KANAHA BEACH GREYWATER REUSE	400,604			400,604	
ORD#5572	552	524070	1888 Wili Pa Loop Bldg Imprvt		(17,650)			(17,650)
District *** Wailuku-Kahului			4,733,509	5,257,350	9,990,859	28,701	7,510,560	2,451,598

County of Maui
Capital Improvement Program by District Job and Index
Fiscal Year Ending 6/30/2026 - as of 12/31/2025

Appendix A-2

06 West Maui			Prior Year	Amended	Working	Year	Current	Balance
Job	SFND	Index	Encumbrance / Carryover	Budget / Lapses	Budget less Lapses	to Date Expended	Encumbrance 12/31/2025	Available
	552	523960	WEST MAUI RELIABILITY	16,670	16,670		16,670	
	564	545255	WEST MAUI RELIABILITY CAPACITY	5,674,819	5,674,819	573,809	3,061,828	2,039,183
	564	546270	WEST MAUI RELIABILITY CAPACITY		8,900,000			8,900,000
1106	552	529540	WEST MAUI SOURCE DEVELOPMENT	38,888	38,888		38,888	
15-04	564	542230	WEST MAUI RELIABILITY	12,240	12,240	868	11,372	
15-04	564	543230	WEST MAUI RELIABILITY CAPACITY	55,786	55,786	19,354	36,432	
20-04	558	561000	WEST MAUI RELIABLE CAPACITY	43,535	43,535	2,609	40,926	
2004	552	520950	WEST MAUI RELIABLE CAPACITY	240,540	240,540	58,138	182,402	
		District *** West Maui	6,082,478	8,900,000	14,982,478	654,778	3,388,518	10,939,183

County of Maui
Capital Improvement Program by District Job and Index
Fiscal Year Ending 6/30/2026 - as of 12/31/2025

Appendix A-2

08 Molokai			Prior Year	Amended	Working	Year	Current	Balance
Job	SFND	Index	Encumbrance	Budget /	Budget	to Date	Encumbrance	Available
			/ Carryover	Lapses	less Lapses	Expended	12/31/2025	
	552	525045	MOLOKAI RELIABLE CAPACITY	500,000		500,000	32,696	467,304
	590	566365	MOLOKAI RELIABLE CAPACITY		2,769,964	2,769,964		2,769,964
		District ***	Molokai	500,000	2,769,964	3,269,964	32,696	467,304
				500,000	2,769,964	3,269,964	32,696	467,304

County of Maui
Capital Improvement Program by District Job and Index
Fiscal Year Ending 6/30/2026 - as of 12/31/2025

Appendix A-2

09 Countywide			Prior Year	Amended	Working	Year	Current	Balance
Job	SFND	Index	Encumbrance / Carryover	Budget / Lapses	Budget less Lapses	to Date Expended	Encumbrance 12/31/2025	Available
	552	524020	CW UPGRADES & REPLACEMENTS	1,445,381	1,445,381	49,748	1,395,633	
	552	524030	CW WATER SYSTEM MODIFICATION	67,237	67,237		67,237	
	552	525015	CW FACILITY IMPROVEMENTS	3,733,779	(28,058)	3,705,721	3,398,180	
	552	525025	CW UPGRADES & REPLACEMENTS	8,112,963	(5,719)	8,107,244	8,025,043	
	552	525035	CW WATER SYSTEM MODIFICATION	226,440		226,440	184,728	17,912
	552	526015	CW FACILITY IMPROVEMENTS		4,140,000	4,140,000	491,098	3,648,902
	552	526025	CW UPGRADES & REPLACEMENTS		11,540,036	11,540,036	2,759,575	8,460,989
	552	526035	CW WATER SYSTEM MODIFICATION		1,000,000	1,000,000	305,046	694,954
	553	525080	LEAD AND COPPER RULE COMPLI	63,846		63,846	13,181	50,665
	553	586425	CW UPGRADES & REPLACEMENTS		3,750,000	3,750,000		3,750,000
	553	586430	CW WD DISASTER RELIEF PRJS		64,469,830	64,469,830		64,469,830
	564	545225	CW UPGRADES/RPLCMNT	200,000		200,000		200,000
	564	546260	CW WATER SYSTEM MODIFICATION		500,000	500,000		500,000
	584	576530	CW UPGRADES & REPLACEMENTS		519,964	519,964		519,964
	590	565325	PUBLIC & PRIVATE WATER SYSTEMS	10,000,000	(9,800,000)	200,000	120,000	
	590	565335	CW INFRASTRUCTURE RPR&REPLCMNT	8,557,000		8,557,000	8,557,000	
	590	566325	PUBLIC & PRIVATE WATER SYSTEMS		5,000,000	5,000,000		5,000,000
2001	552	520900	CTYWDE FACILITY IMPROVEMENTS	17,756		17,756	17,756	
2002	552	520910	CNTYWDE UPGRDES/RPLCMNT	100,957		100,957	8,406	
21-01	552	521640	CW FACILITY IMPROVEMENTS	180,083	(10,685)	169,398	167,822	(10,685)
21-02	552	521650	CW UPGRADES/RPLCMNT	34,221		34,221	34,221	
21-03	552	521660	CW WTR SYSTEM MODIFICATIONS	41,116		41,116	41,116	
22-01	552	522940	CW FACILITY IMPROVEMENTS	16,540	(43)	16,497	16,540	(43)
22-02	552	522950	CW WATER SYSTEM MODIFICATION	53,383		53,383	53,383	
22-03	552	522970	CW UPGRADES & REPLACEMENTS	225,282	(18,178)	207,104	61,483	145,620
23-01	552	523640	CW FACILITY IMPROVEMENTS	3,102,775		3,102,775	3,059,465	
23-02	552	523660	CW WATER SYSTEM MODIFICATION	24,006		24,006	22,179	
23-03	552	523650	CW UPGRADES & REPLACEMENTS	3,837,881		3,837,881	3,266,894	101,609
25-35	585	505410	FIRE FLOW IMPRVT WATER SYSTEM		8,000,000	8,000,000	8,000,000	
66.468	553	524080	CW LEAD AND COPPER RULE COMPLI	1,502,403		1,502,403	232,001	1,270,402

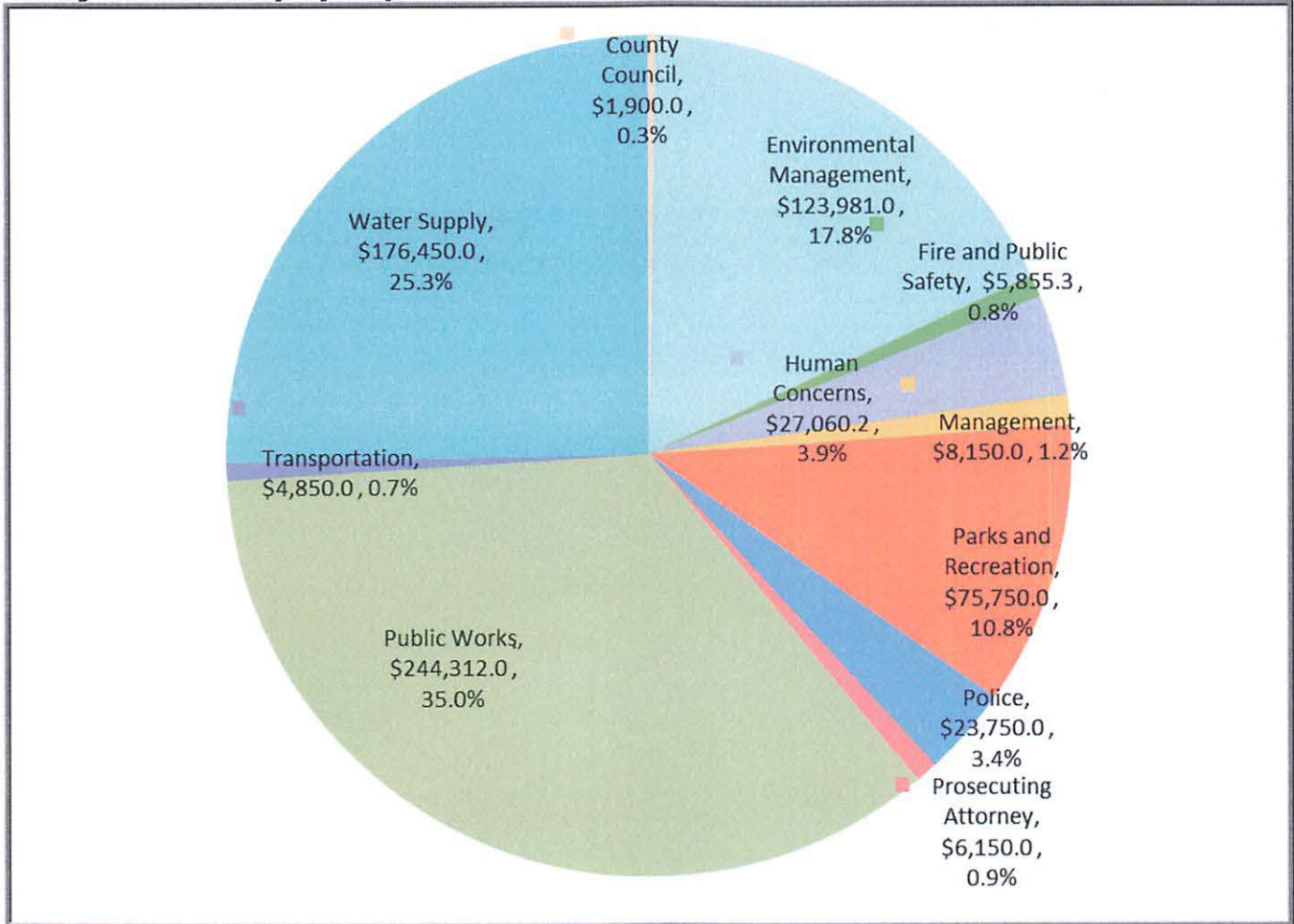
County of Maui
Capital Improvement Program by District Job and Index
Fiscal Year Ending 6/30/2026 - as of 12/31/2025

Appendix A-2

09 Countywide			Prior Year Encumbrance / Carryover	Amended Budget / Lapses	Working Budget less Lapses	Year to Date Expended	Current Encumbrance 12/31/2025	Balance Available
Job	SFND	Index						
		District *** Countywide	41,543,049	89,057,147	130,600,196	1,482,087	40,297,987	88,820,119
		Grand Total	58,727,793	114,084,461	172,812,254	3,316,645	56,899,410	112,596,197

Capital Program Summaries

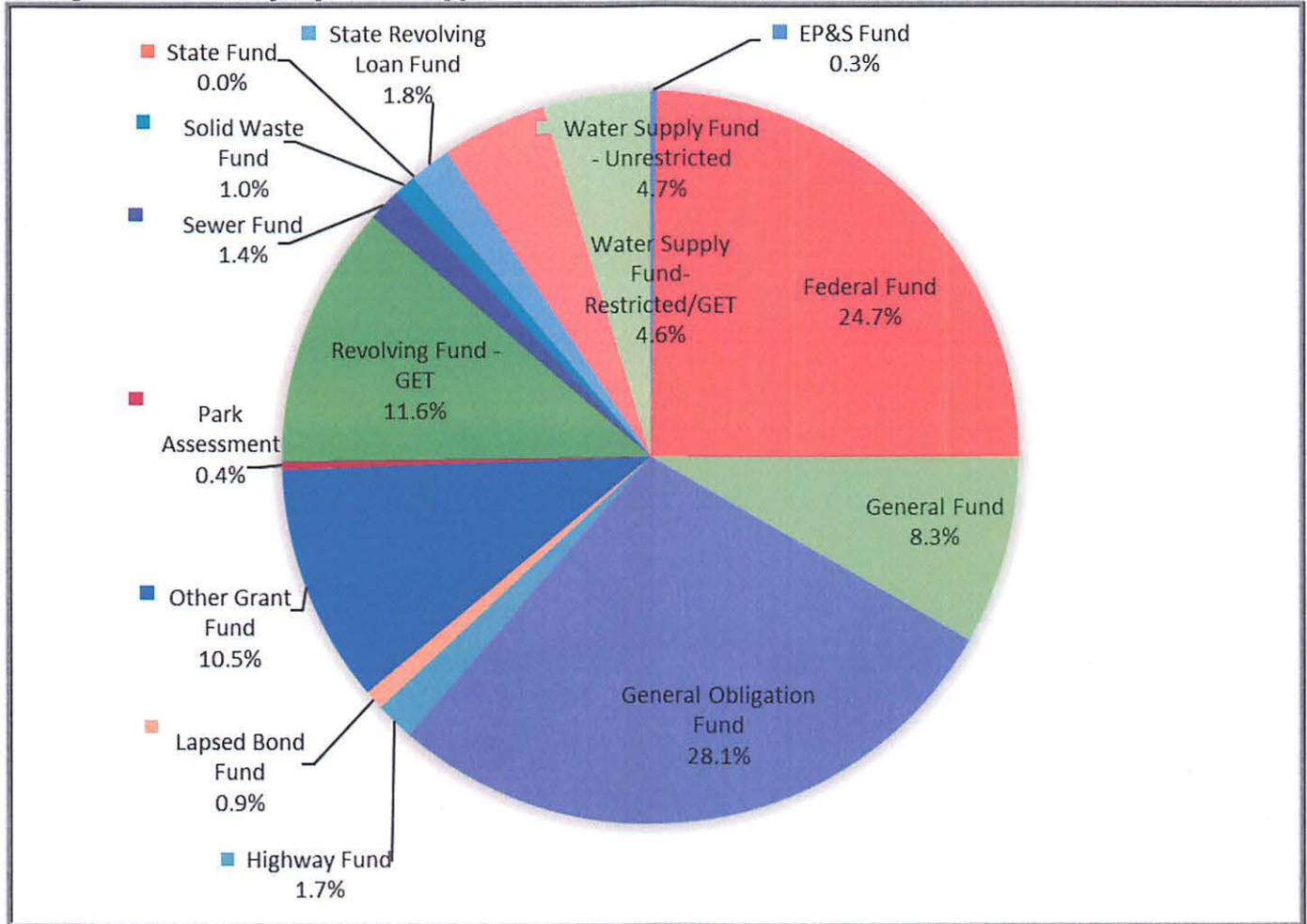
Project Summary by Department



Department	FY 2027 Proposed
County Council	\$1,900,000
Environmental Management	\$123,981,000
Fire and Public Safety	\$5,855,250
Human Concerns	\$27,060,152
Management	\$8,150,000
Parks and Recreation	\$75,750,000
Police	\$23,750,000
Prosecuting Attorney	\$6,150,000
Public Works	\$244,312,000
Transportation	\$4,850,000
Water Supply	\$176,450,000
Total	\$698,208,402

Capital Program Summaries

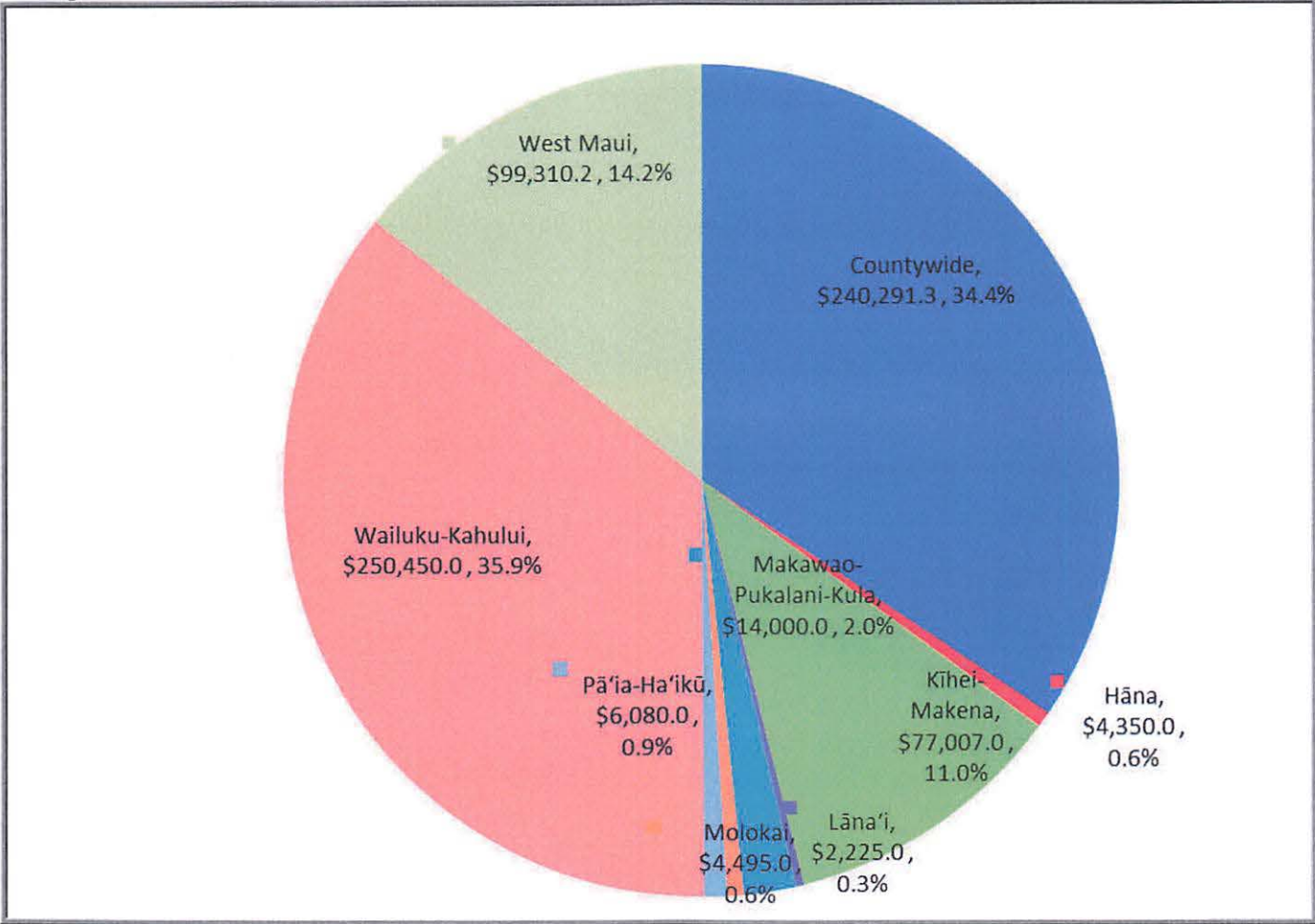
Project Summary by Fund Type



Fund Type	FY 2027 Proposed
EP&S Fund	\$2,000,000
Federal Fund	\$172,763,752
General Fund	\$58,045,250
General Obligation Fund	\$195,863,400
Highway Fund	\$11,955,000
Lapsed Bond Fund	\$6,000,000
Other Grant Fund	\$73,300,000
Park Assessment	\$2,550,000
Revolving Fund - GET	\$81,000,000
Sewer Fund	\$10,106,000
Solid Waste Fund	\$7,225,000
State Fund	\$100,000
State Revolving Loan Fund	\$12,500,000
Water Supply Fund-Restricted/GET	\$32,300,000
Water Supply Fund - Unrestricted	\$32,500,000
TOTAL	\$698,208,402

Capital Program Summaries

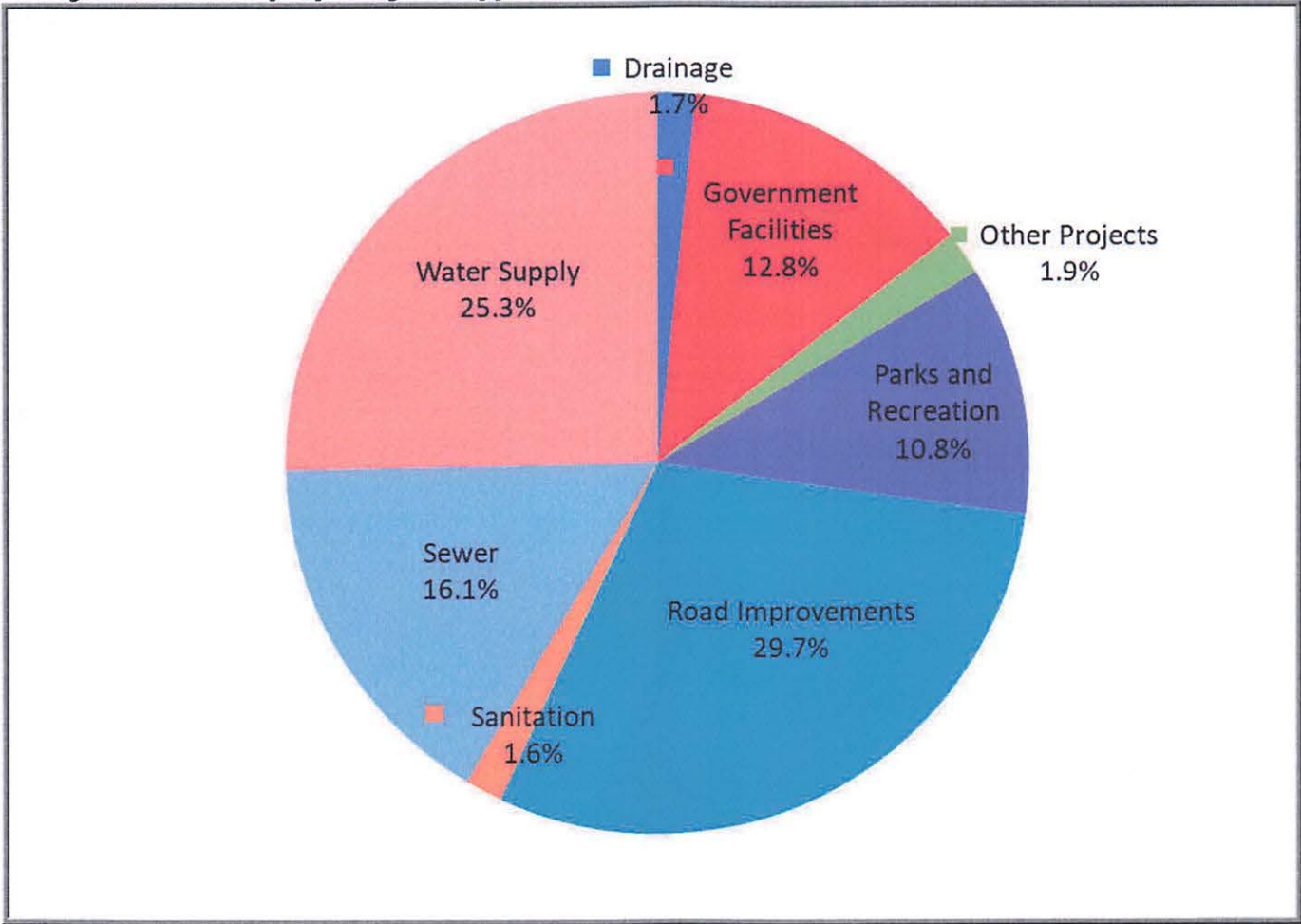
Project Summary by District



District	FY 2027 Proposed
Countywide	\$240,291,250
Hāna	\$4,350,000
Kīhei-Makena	\$77,007,000
Lāna'i	\$2,225,000
Makawao-Pukalani-Kula	\$14,000,000
Molokai	\$4,495,000
Pā'ia-Ha'ikū	\$6,080,000
Wailuku-Kahului	\$250,450,000
West Maui	\$99,310,152
Total	\$698,208,402

Capital Program Summaries

Project Summary by Project Type



Project Type	FY 2027 Proposed
Drainage	\$11,689,000
Government Facilities	\$89,315,402
Other Projects	\$13,450,000
Parks and Recreation	\$75,750,000
Road Improvements	\$207,573,000
Sanitation	\$11,375,000
Sewer	\$112,606,000
Water Supply	\$176,450,000
TOTAL	\$698,208,402

Six-Year Capital Program

Countywide

Project Type	CBS No	Project Name	Fund	\$ in 1000's Fiscal Year		
				2027	2028-2032	6-Yr Total
Drainage	CBS-6069	Countywide Bridge and Drainage Program	FD	0	16,000	16,000
			GB	750	17,600	18,350
			GF	4,300	21,050	25,350
	CBS-6633	Countywide Drainline Replacement Program	GB	6,639	46,000	52,639
Government Facilities	CBS-7232	Countywide DPW Baseyard Facilities Program	GB	4,750	0	4,750
			GF	7,150	114,350	121,500
	CBS-6070	Countywide Facilities Maintenance Program	GB	5,500	0	5,500
			GF	7,150	21,800	28,950
	CBS-9495	Countywide Facility Renovations	GF	500	0	500
	CBS-1003	Countywide Fire Facilities	GF	500	0	500
	CBS-1010	Countywide Police Facilities	GB	3,000	0	3,000
			GF	1,590	0	1,590
	CBS-7255	Parking Benefits District	GF	100	200	300
	CBS-7879	Radiosystem Facility Upgrades	GB	15,460	0	15,460
	CBS-9509	Upcountry Sub Station	GF	0	60,000	60,000
Other Projects	CBS-1039	Bus Stops and Shelters	GB	400	2,000	2,400
			GF	200	1,000	1,200
	CBS-7870	Countywide Rockfall and Embankment Repairs	GB	2,300	32,000	34,300
Parks and Recreation	CBS-8396	Countywide Construction Project Management	GF	1,000	5,000	6,000
	CBS-8926	Countywide Court Improvements	GF	5,000	10,000	15,000
	CBS-9496	Countywide Fencing Improvements	GF	5,000	10,000	15,000
	CBS-9497	Countywide Park Adaptation	GF	500	13,500	14,000
	CBS-1117	Countywide Parks Americans with Disabilities Act Improvements	GF	500	2,500	3,000
	CBS-4581	Countywide Parks Facilities	GF	7,150	21,250	28,400

Six-Year Capital Program

Countywide (Cont'd)

Project Type	CBS No	Project Name	Fund	\$ in 1000's		
				Fiscal Year		
				2027	2028-2032	6-Yr Total
Road Improvements	CBS-5022	Countywide Federal Aid Program	FD	20,914	76,362	97,276
			GB	9,753	23,491	33,244
			GF	0	1,330	1,330
	CBS-1023	Countywide Road Resurfacing and Pavement Preservation	GB	10,800	12,500	23,300
			HF	5,775	54,500	60,275
	CBS-6067	Countywide Traffic and Safety Program	HF	6,180	31,321	37,501
ST			100	500	600	
Sanitation	CBS-3182	Environmental Compliance System Design and Construction	SW	1,000	0	1,000
	CBS-8915	FOG Recycling and Composting at the Organics Processing Facility	EP	2,000	0	2,000
	CBS-8914	Solid Waste Master Plans for County Landfills and Solid Waste Facilities	SW	300	0	300
Sewer	CBS-1119	Countywide Environmental Protection Agency (EPA) Compliance Wastewater Reclamation Facility Renovation Projects	GB	4,000	7,000	11,000
			WF	2,000	10,000	12,000
	CBS-1132	Countywide Environmental Protection Agency (EPA) Compliance Projects	WF	500	2,500	3,000
	CBS-6081	Countywide Pump Station Renovations (SCADA)	WF	1,000	3,000	4,000
	CBS-9510	Acquisition of Private Water Systems and Wells	WR	11,500	0	11,500
Water Supply	CBS-9511	Acquisition of Maui Land and Pineapple Water System Assets	GB	30,000	0	30,000
			SRF	10,000	0	10,000
	CBS-1075	Countywide Facility Improvements	WU	6,750	49,800	56,550
			WR	5,000	0	5,000
			OG	8,230	16,460	24,690
	CBS-2299	Countywide Upgrades and Replacements	WU	23,550	285,880	309,430
			WR	500	2,000	2,500
			WU	1,000	12,000	13,000
CBS-4615	Countywide Water System Modification	WR	500	2,000	2,500	
			WU	1,000	12,000	13,000
Total Countywide				240,291	982,893	1,223,185

Six-Year Capital Program

Hana

Project Type	CBS No	Project Name	Fund	\$ in 1000's		
				2027	2028-2032	6-Yr Total
Other Projects	CBS-8903	Restoration of Police Cottages	GF	3,000	0	3,000
Parks and Recreation	CBS-9498	Helene Hall Improvements	GF	250	3,000	3,250
	CBS-9499	Paani Mai Park Playground	GF	750	0	750
Sanitation	CBS-5504	Hana Landfill Office Trailer and Photovoltaic Expansion	GB	0	2,000	2,000
			SW	350	0	350
Total Hana				4,350	5,000	9,350

Six-Year Capital Program

Kihei-Makena

Project Type	CBS No	Project Name	Fund	\$ in 1000's		
				2027	Fiscal Year 2028- 2032	6-Yr Total
Government Facilities	CBS-1004	Kihei Fire Station Relocation	GF	0	8,550	8,550
Parks and Recreation	CBS-8921	Kalama Park Light Replacement	GF	2,000	0	2,000
	CBS-8925	Kamaole I Mauka Parking Lot and Restroom	GB	1,700	0	1,700
			PA	1,800	0	1,800
	CBS-9501	Keawakapu (Mana Kai) Parking Lot	GF	750	0	750
	CBS-9500	Kenolio Park and Kalama Park Grease Trap Replacements	GF	200	1,000	1,200
Road Improvements	CBS-5532	Kihei Aquatic Center Improvements	GF	0	5,250	5,250
	CBS-9502	Poolenalena Beach Parking Lot Improvements	GF	0	1,000	1,000
	CBS-1118	South Maui Community Park	GB	25,000	0	25,000
	CBS-1926	North South Collector Road - Lokelani School to Auhana Road	HF	0	3,000	3,000
			FD	25,990	810	26,800
			GB	12,161	0	12,161
			HF	0	5,941	5,941
OG	2,500	0	2,500			
Sewer	CBS-3198	Kihei Wastewater Pump Station No. 3 Modification/Upgrade	GB	0	4,000	4,000
			WF	206	0	206
	CBS-3570	Kihei Wastewater Pump Station No. 7 Relocation	SRF	2,500	0	2,500
	CBS-5031	Kihei Wastewater Reclamation Facility Ultraviolet System Upgrade	SRF	0	4,000	4,000
			WF	500	0	500
	CBS-5030	Liloa Drive Recycled Waterline	WF	1,700	0	1,700
Total Kihei-Makena				77,007	33,551	110,558

Six-Year Capital Program

Lāna'i

Project Type	CBS No	Project Name	Fund	\$ in 1000's		
				Fiscal Year		6-Yr Total
				2027	2028-2032	
Parks and Recreation	CBS-7895	Lāna'i Community Field House	GF	600	0	600
Sanitation	CBS-9479	Lāna'i Landfill Office Trailer Replacement	SW	1,125	0	1,125
	CBS-8916	Lāna'i Recycling Center Planning	SW	500	2,750	3,250
Total Lanai				2,225	2,750	4,975

Six-Year Capital Program

Makawao-Pukalani-Kula

Project Type	CBS No	Project Name	Fund	\$ in 1000's		
				2027	2028-2032	6-Yr Total
Parks and Recreation	CBS-5544	Haliimaile Gym Improvements	GF	0	10,250	10,250
	CBS-2329	Waiakoa Gym Improvements	GF	500	0	500
Water Supply	CBS-7887	Upcountry Reliable Capacity	SRF	0	12,000	12,000
			WR	1,500	800	2,300
	CBS-7253	Upcountry Reliable Capacity - Department of Land and Natural Resources (DLNR) Well	WR	12,000	0	12,000
Total Makawao-Pukalani-Kula				14,000	23,050	37,050

Six-Year Capital Program

Molokai

Project Type	CBS No	Project Name	Fund	\$ in 1000's		
				2027	Fiscal Year 2028- 2032	6-Yr Total
Government Facilities	CBS-9485	Hoolehua Fire Station Exterior Renovations	GF	125	150	275
	CBS-5536	Moloka'i Police Station	GF	0	45,000	45,000
	CBS-6667	Puko'o Fire Station Renovation	GF	500	0	500
Parks and Recreation	CBS-6074	Kaunakakai Gym Rehabilitation	GF	0	10,250	10,250
	CBS-9503	Puu Hauoli Park Playground	GB	1,000	0	1,000
Sanitation	CBS-5497	Molokai Landfill Scalehouse Replacement	SW	1,650	0	1,650
Sewer	CBS-1153	Kaunakakai Effluent Force Main Replacement	GB	0	2,000	2,000
			WF	200	0	200
Water Supply	CBS-1098	Molokai Reliable Capacity	OG	120	16,000	16,120
			WR	900	6,900	7,800
			WU	0	10,900	10,900
Total Molokai				4,495	91,200	95,695

Six-Year Capital Program

Pā'ia-Ha'ikū

Project Type	CBS No	Project Name	Fund	\$ in 1000's		
				Fiscal Year		
				2027	2028-2032	6-Yr Total
Government Facilities	CBS-1002	Ha'ikū Fire Station	GB	4,250	0	4,250
	CBS-9483	Hookipa Beach Park Lifeguard Office/Storage Building Roofing Replacement	GF	100	0	100
	CBS-1008	Pā'ia Fire Station Relocation	GF	0	8,650	8,650
	CBS-9484	Pā'ia Fire Station Roofing Replacement	GF	180	150	330
Other Projects	CBS-8941	Holomua Road Gates	GF	750	0	750
Parks and Recreation	CBS-5056	Alfred Flako Boteilho Sr. Gym Improvements	GF	0	30,000	30,000
	CBS-9504	Baldwin Beach Park Master Plan Implementation	GF	0	10,250	10,250
	CBS-5533	Pā'ia Community Center Rehabilitation	GF	0	5,000	5,000
Water Supply	CBS-7885	Upcountry Reliable Capacity - Haiku Aquifer Source & USGS Monitor Well	OG	800	0	800
			WR	0	50,800	50,800
Total Paia-Haiku				6,080	104,850	110,930

Six-Year Capital Program

Wailuku-Kahului

Project Type	CBS No	Project Name	Fund	\$ in 1000's		
				2027	Fiscal Year 2028- 2032	6-Yr Total
Government Facilities	CBS-9480	24 North Church Street Building Renovations	GF	150	150	300
			LBF	6,000	0	6,000
	CBS-7871	Fire Administration Campus	GF	0	120,000	120,000
	CBS-5021	Kahului Transit Center	GB	450	500	950
			GF	100	500	600
	CBS-9482	Legislative Branch Office Renovations	GF	1,900	0	1,900
	CBS-7244	Transportation Baseyard Facility	GB	1,000	74,000	75,000
			GF	0	2,000	2,000
	CBS-9494	Wailuku Police Station Entrance Sign	GF	100	0	100
	CBS-5535	Wailuku Station Improvements	GF	700	0	700
Other Projects	CBS-8944	Iao Theater Roof Restoration	GB	3,800	0	3,800
Parks and Recreation	CBS-7245	Central Maui Pickleball Courts	GB	7,000	0	7,000
	CBS-8932	Coach Soichi Sakamoto Pool Repairs	GF	0	5,000	5,000
	CBS-4583	Kanaha Beach Park Master Plan Implementation	GF	0	20,250	20,250
	CBS-8400	Kanaha Beach Park Restroom Replacement	GB	1,000	0	1,000
	CBS-5516	Kehalani Mauka Park Improvements	GB	5,000	0	5,000
	CBS-9505	Kepaniwai Missionary House Replacement	GF	0	2,250	2,250
	CBS-9506	Wailuku Elementary School Park Improvements	GF	250	3,000	3,250
	CBS-5539	War Memorial Football Stadium and Track Rehabilitation	GB	1,100	0	1,100
	CBS-4616	War Memorial Gym Building Improvements	GB	1,000	0	1,000
	CBS-4584	Wells Park Master Plan Implementation	GF	500	20,000	20,500
Road Improvements	CBS-3179	Imi Kala Extension	FD	0	9,213	9,213
			HF	0	4,540	4,540
	CBS-7872	Maui Lani Parkway Extension	HF	0	2,120	2,120
	CBS-8917	Vevau Street Improvements	GB	1,800	0	1,800
	CBS-1069	Waiale Road Extension	FD	75,800	0	75,800
			GB	29,800	0	29,800
		GE	6,000	0	6,000	

Six-Year Capital Program


Wailuku-Kahului

Project Type	CBS No	Project Name	Fund	\$ in 1000's		
				Fiscal Year		6-Yr Total
				2027	2028-2032	
Sanitation	CBS-5502	Central Maui Landfill Entrance Facility Traffic Improvements	GB	0	3,500	3,500
			SW	350	0	350
	CBS-8919	Central Maui Landfill Infrastructure	SW	500	0	500
	CBS-9507	Central Maui Landfill Road Resurfacing and Access Improvements	SW	650	0	650
	CBS-5494	Central Maui Landfill Supplement to Primary Litter Screen	SW	500	0	500
	CBS-8394	Prefabricated Building with Solar Power at Central Maui Landfill	SW	300	0	300
Sewer	CBS-3206	Central Maui Regional WWRF (Waikapu)	FD	20,000	0	20,000
			GE	75,000	75,000	150,000
	CBS-5526	Waiehu Kou Wastewater Pump Station Modifications	GB	1,000	0	1,000
	CBS-1131	Wailuku-Kahului Environmental Protection Agency (EPA) Compliance Sewer Rehabilitation	WF	2,000	2,000	4,000
Water Supply	CBS-6649	Central Maui Reliable Capacity	WR	0	67,000	67,000
			OG	5,500	53,000	58,500
			SRF	0	19,000	19,000
			WU	1,200	22,300	23,500
Total Wailuku-Kahului				250,450	505,323	755,773

Six-Year Capital Program

West Maui

Project Type	CBS No	Project Name	Fund	\$ in 1000's		
				2027	Fiscal Year 2028- 2032	6-Yr Total
Government Facilities	CBS-9486	Olowalu Fire Station Improvements	GF	200	0	200
	CBS-6066	West Maui Fire Station	GF	0	9,200	9,200
	CBS-8939	West Maui Senior Center	FD	27,060	0	27,060
	CBS-9473	West Maui Transit Center	GF	800	0	800
Other Projects	CBS-9493	West Maui Land Development & Infrastructure Improvements	GF	3,000	40,000	43,000
Parks and Recreation	CBS-8930	Lahaina Aquatic Center Rehabilitation	GB	4,250	0	4,250
			PA	750	0	750
	CBS-6077	Lahaina Civic Center Rehabilitation	GF	0	5,000	5,000
	CBS-7241	Launiupoko Waterline Improvements	GF	0	3,000	3,000
	CBS-8923	New Lahaina Community Center	GB	1,200	0	1,200
			GF	0	30,000	30,000
	CBS-6643	Lower Honoapiilani Road Complete Streets	FD	0	5,490	5,490
Road Improvements	CBS-7897	West Maui Greenway	HF	0	2,177	2,177
			FD	0	15,880	15,880
	CBS-9508	Collection and Materials Management Infrastructure for Recycling in West Maui West Maui Environmental Protection Agency (EPA) Compliance Sewer Rehabilitation	OG	2,150	275	2,425
			WF	2,000	6,000	8,000
Water Supply	CBS-8395	Lahaina Water Infrastructure Hazard Mitigation & Resiliency	OG	18,400	0	18,400
	CBS-1092	West Maui Reliable Capacity	FD	3,000	100,000	103,000
			OG	35,600	44,600	80,200
			WR	900	0	900
			WU	0	2,200	2,200
Total West Maui				99,310	268,583	367,894



★ This page has been intentionally left blank. ★