


MICHAEL P. VICTORINO
Mayor


SCOTT K. TERUYA
Director

MAY-ANNE A. ALIBIN
Deputy Director



DEPARTMENT OF FINANCE
COUNTY OF MAUI
200 S. HIGH STREET
WAILUKU, MAUI, HAWAII 96793
www.mauicounty.gov

February 11, 2021



Honorable Michael P. Victorino
Mayor, County of Maui
200 South High Street
Wailuku, Hawaii 96793

APPROVED FOR TRANSMITTAL

Michael P. Victorino 2-11-21

Mayor Date

For Transmittal to:

Honorable Alice Lee, Chair
and Members of Maui County Council
200 South High Street
Wailuku, Hawaii 96793

Dear Chair Lee and Members:

**SUBJECT: FINANCE DIRECTOR'S QUARTERLY REPORT AS OF
DECEMBER 31, 2020 (FISCAL YEAR 2021 SECOND QUARTER)**

In compliance with the Maui County Code 3.08 and the Charter of the County of Maui, Section 8-4.3, I am transmitting one (1) bound copy along with a CD of the Finance Director's Quarterly Report for Fiscal Year (FY) July 1, 2020 to June 30, 2021 as of December 31, 2020 and the Capital Improvement Project as of December 31, 2020.

The numbers presented on these reports are unaudited and may be subject to change pending completion of the County's FY 2021 Comprehensive Annual Financial Report. The reports are also available online on the County of Maui website, under the Department of Finance, Reports & Documents, Finance Director's Quarterly Report, Fiscal Year 2021, 2nd Quarter.

Should you have any questions, please feel free to contact me at x7474.

COUNTY COMMUNICATION NO. 21-115

Honorable Alice Lee, Chair
February 11, 2021
Page 2

Sincerely,




SCOTT K. TERUYA
Director of Finance

ST:mga

Attachments

xc: Moana Lutey, Corporation Counsel
Sandy Baz, Managing Director
Michele Yoshimura, Budget Director
Brian Perry, Community Relations and Communications Director



COUNTY OF MAUI

STATE OF HAWAII

FINANCE DIRECTOR'S QUARTERLY REPORT

FISCAL YEAR JULY 1, 2020 TO JUNE 30, 2021
AS OF DECEMBER 31, 2020




TABLE OF CONTENTS

I Graphic Overview:

Revenue - Budget Ordinance by Category	9
Expenditure by Department	10
Countywide Expenditures	12

II Revenue:

A) Budget Ordinance	
General Fund	-General 15
	-Liquor Control 16
Special Revenue Fund	- Highway 17
	-Wastewater 17
	-Bikeway 17
	-Solid Waste 17
	-EP&S 18
Debt Service Fund	-Debt Service 19
Capital Projects Fund	-Parks Assessment CIP 20
Utility Enterprise Fund	-DWS Revenue Fund 21
	-DWS Water System Dev. 21
B) Appendices / Other	
Special Revenue Fund	-County Revolving 25
	-Intergovernmental Grant 25
	-Sec 8 HUD Housing 26
	-Special Assmt Parks 26
	-Special Assmt Sewer 26
Capital Projects Fund-	26
Utility Enterprise Fund -	30

C) Grant Revenue Report

-County Clerk	34
-Office of Mayor	35
-Prosecuting Attorney	39
-Finance	41
-Planning	43
-Police	44
-Fire and Public Safety	49
-Emergency Management Agency	50
-Housing and Human Concerns	51
-Parks and Recreation	58
-Public Works	59
-Transportation	60
-Environmental Management	62

III Expenditures:


A) Operations by Activity	65
B) Grant Programs	83
C) Revolving / Special Programs	96

IV Capital Improvement Program by District:

Hana	103
Paia-Haiku	107
Makawao-Pukalani-Kula	110
Wailuku-Kahului	114
Kihei-Makena	125
West Maui	130
Lanai	136
Molokai	138
Countywide	140


V Appendix:

Glossary	164
Fund Descriptions	166

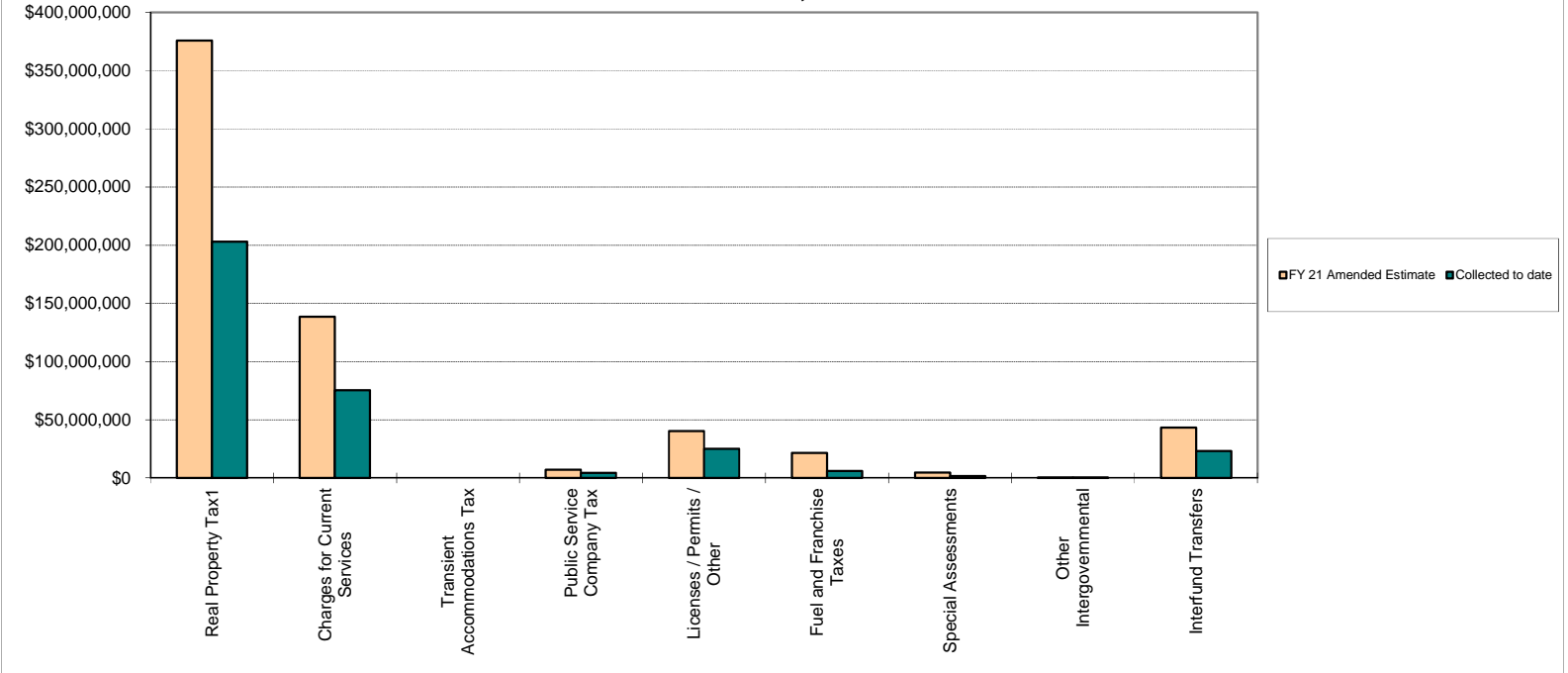


I. Graphic Overview

I. Graphic Overview



**REVENUE-BUDGET ORDINANCE BY CATEGORY
AS OF DECEMBER 31, 2020**



	FY 21 Original Estimate	FY 21 Amended Estimate	Collected to date	Budget (Over)/Under	% Collected	% Over/(Under) [*] Prorated Estimate
Real Property Tax ¹	375,925,241	375,925,241	203,049,802	172,875,439	54%	4%
Charges for Current Services	138,466,202	138,466,202	75,337,526	63,128,676	54%	4%
Transient Accommodations Tax	-	-	-	-		
Public Service Company Tax	7,000,000	7,000,000	4,040,722	2,959,278	58%	8%
Licenses / Permits / Other	40,193,252	40,193,252	24,995,170	15,198,082	62%	12%
Fuel and Franchise Taxes	21,200,000	21,200,000	5,837,548	15,362,452	28%	(22%)
Special Assessments	4,458,329	4,458,329	1,414,570	3,043,759	32%	(18%)
Other Intergovernmental	70,000	70,000	42,022	27,978	60%	10%
Interfund Transfers	43,001,438	43,001,438	22,844,487	20,156,951	53%	3%
Total²	630,314,462	630,314,462	337,561,847	292,752,615	54%	4%

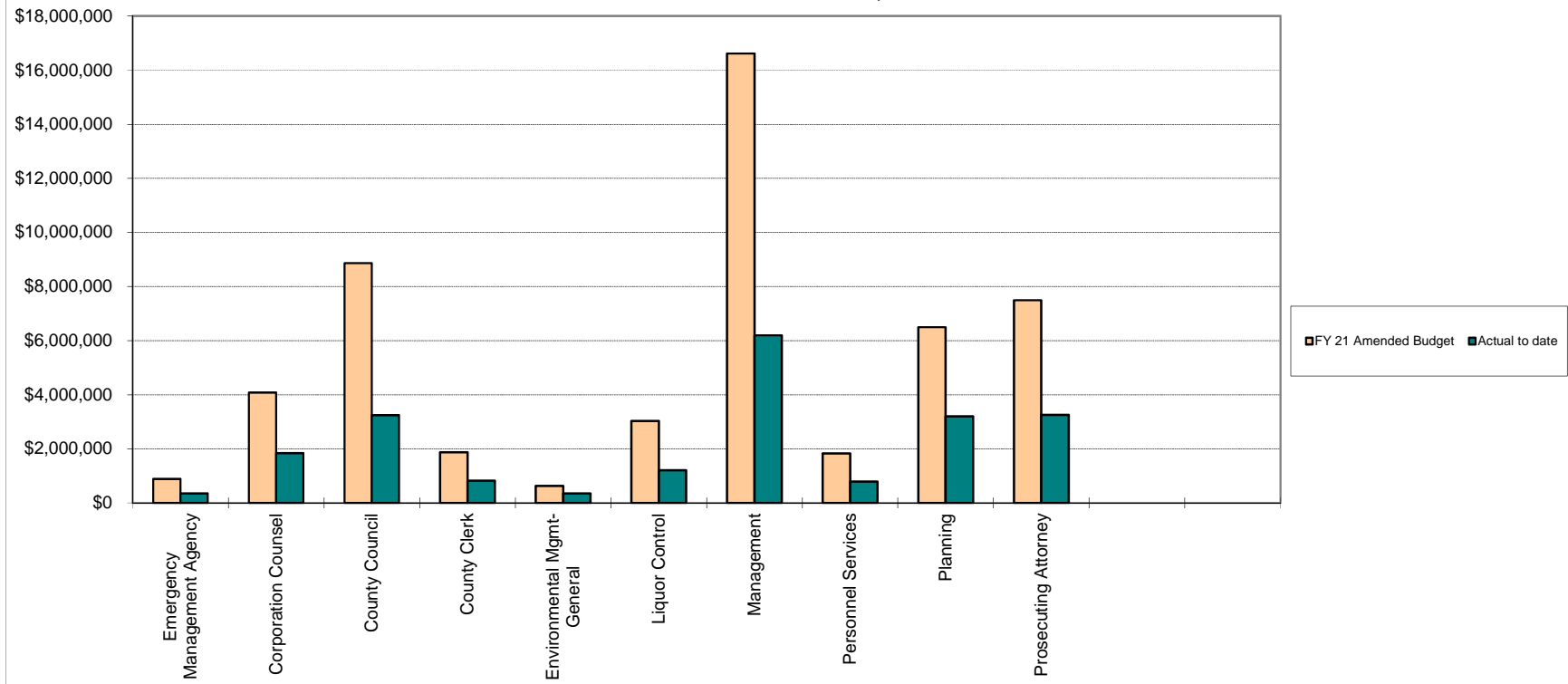
NOTES:

¹ Net of circuit breaker adjustment.

² Total does not include carryover/savings, bond/lapsed bond proceeds, and/or State Revolving Fund (SRF) loan.

* Prorated Estimate is 50% of Amended Estimate.

**EXPENDITURES BY DEPARTMENT
AS OF DECEMBER 31, 2020**

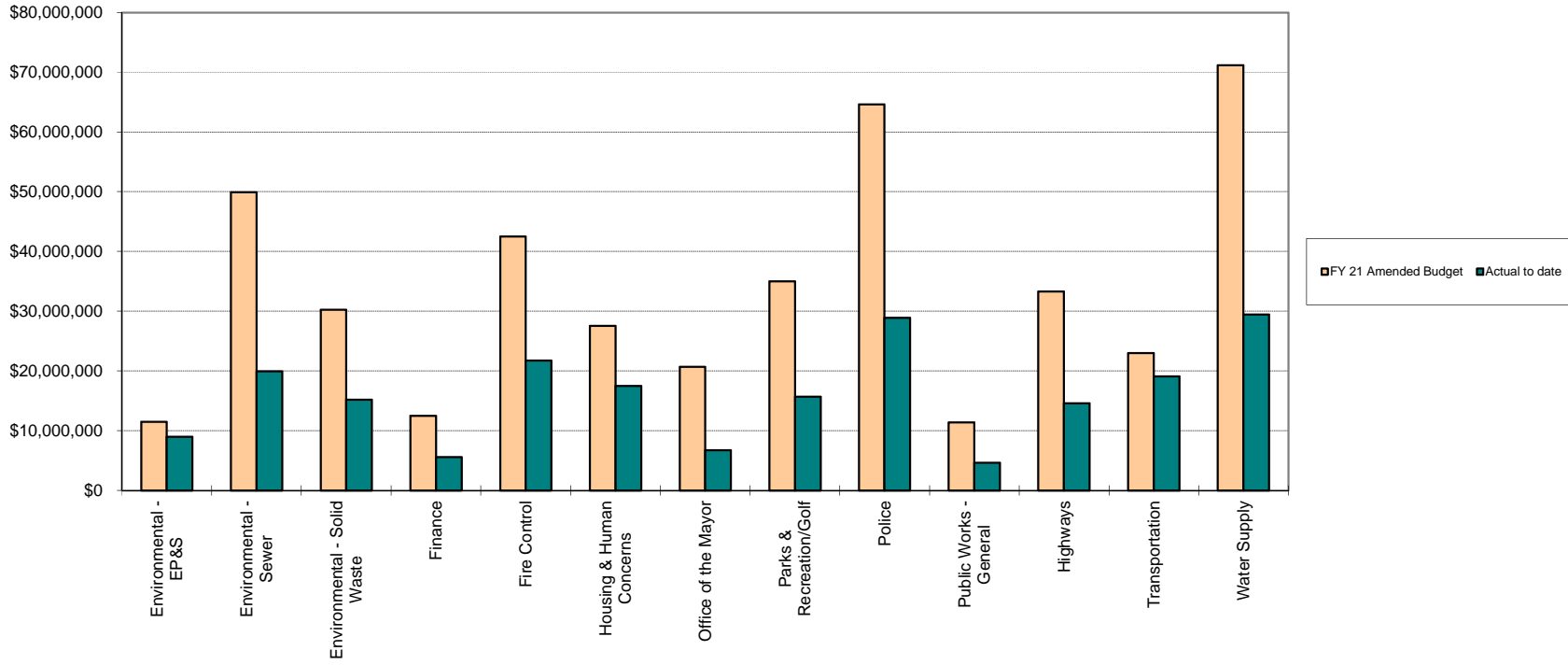


Actual includes encumbrances

	FY 21 Original Budget	FY 21 Amended Budget	Actual to date	(Over)/Under	% Used	% (Over)/Under Prorated Budget *
Emergency Management Agency	882,127	882,127	346,652	535,475	39%	11%
Corporation Counsel	4,084,632	4,084,632	1,843,741	2,240,891	45%	5%
County Council	8,858,184	8,858,184	3,243,012	5,615,172	37%	13%
County Clerk	1,869,140	1,869,140	818,826	1,050,314	44%	6%
Environmental Mgmt-General	634,593	634,593	353,155	281,438	56%	(6%)
Liquor Control	3,031,461	3,031,461	1,212,991	1,818,470	40%	10%
Management	16,616,572	16,616,572	6,195,771	10,420,801	37%	13%
Personnel Services	1,831,315	1,831,315	785,595	1,045,720	43%	7%
Planning	6,493,987	6,493,987	3,202,696	3,291,291	49%	1%
Prosecuting Attorney	7,488,399	7,488,399	3,253,313	4,235,086	43%	7%

** Prorated Budget is 50% of Amended Budget

**EXPENDITURES BY DEPARTMENT
AS OF DECEMBER 31, 2020**

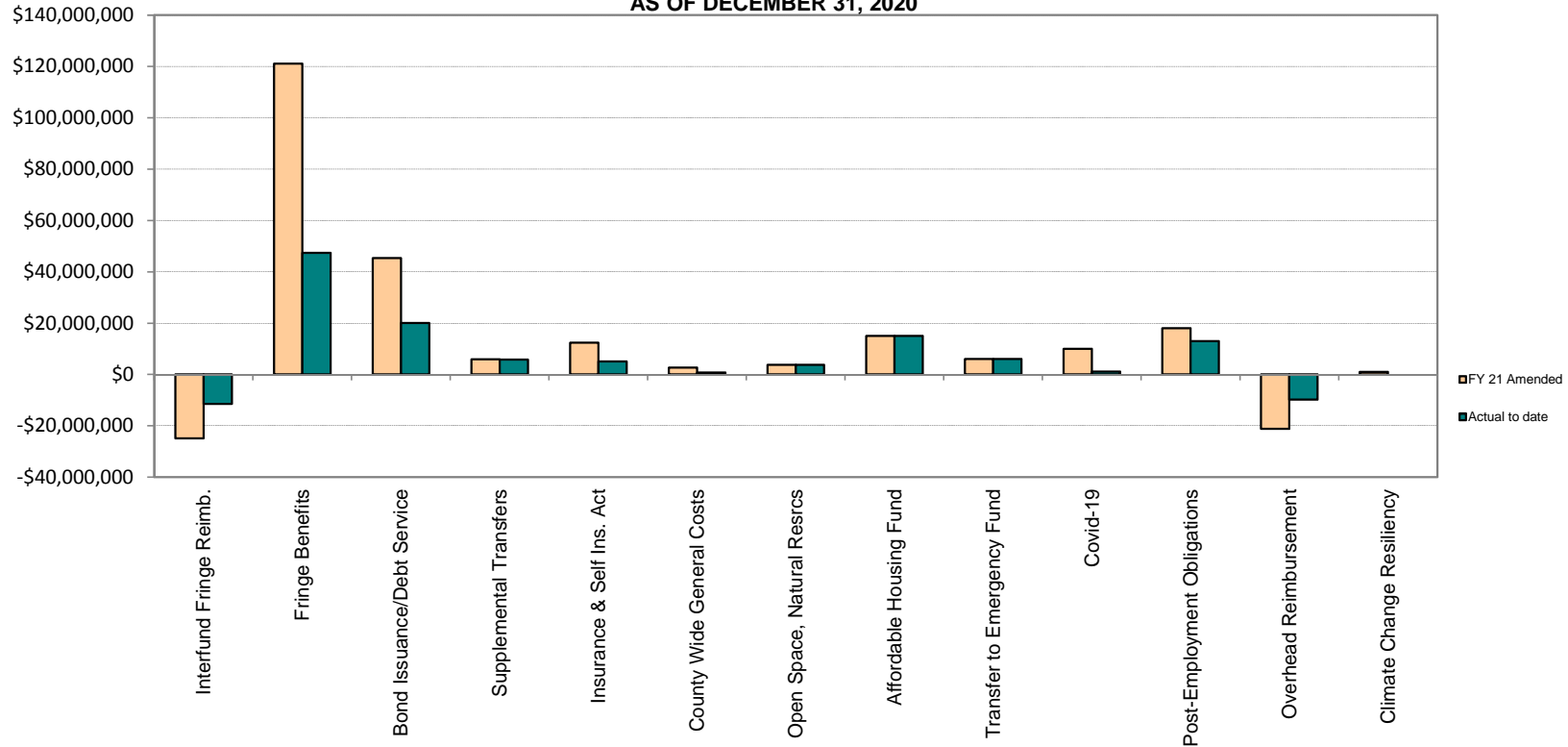


Actual includes encumbrances

	FY 21 Original Budget	FY 21 Amended Budget	Actual to date	(Over)/Under	% Used	% (Over)/Under Prorated Budget *
Environmental - EP&S	11,531,357	11,531,357	9,005,428	2,525,929	78%	(28%)
Environmental - Sewer	49,902,738	49,902,738	19,976,864	29,925,874	40%	10%
Environmental - Solid Waste	30,246,810	30,246,810	15,229,587	15,017,223	50%	(0%)
Finance	12,737,064	12,487,064	5,595,016	6,892,048	45%	5%
Fire Control	42,525,414	42,525,414	21,753,636	20,771,778	51%	(1%)
Housing & Human Concerns	27,567,988	27,567,988	17,506,515	10,061,473	64%	(14%)
Office of the Mayor	20,694,878	20,694,878	6,775,410	13,919,468	33%	17%
Parks & Recreation/Golf	35,036,945	35,036,945	15,705,308	19,331,637	45%	5%
Police	64,606,689	64,606,689	28,938,094	35,668,595	45%	5%
Public Works - General	11,427,527	11,427,527	4,665,453	6,762,074	41%	9%
Highways	33,326,032	33,326,032	14,625,084	18,700,948	44%	6%
Transportation	22,993,414	22,993,414	19,105,004	3,888,410	83%	(33%)
Water Supply	71,200,904	71,200,904	29,463,323	41,737,581	41%	9%

** Prorated Budget is 50% of Amended Budget

**COUNTYWIDE EXPENDITURES
AS OF DECEMBER 31, 2020**




	FY 21 Original Budget	FY 21 Amended Budget*	Actual to date	(Over)/Under	% Used	% (Over)/Under Prorated Budget **
Interfund Fringe Reimb.	(24,859,475)	(24,859,475)	(11,481,046)	(13,378,429)	46%	4%
Fringe Benefits	121,144,533	121,144,533	47,447,794	73,696,739	39%	11%
Bond Issuance/Debt Service	47,267,526	45,374,235	20,015,246	25,358,989	44%	6%
Supplemental Transfers	5,963,131	5,963,131	5,795,752	167,379	97%	(47%)
Insurance & Self Ins. Act	12,365,000	12,365,000	5,128,499	7,236,501	41%	9%
County Wide General Costs	2,662,000	2,662,000	764,222	1,897,778	29%	21%
Open Space, Natural Resrcs	3,759,252	3,759,252	3,759,252	-	100%	(50%)
Affordable Housing Fund	15,037,010	15,037,010	15,037,010	-	100%	(50%)
Transfer to Emergency Fund	6,023,516	6,023,516	6,023,516	-	100%	(50%)
Covid-19	10,000,000	10,000,000	1,174,048	8,825,952	12%	38%
Post-Employment Obligations	18,000,000	18,000,000	13,000,000	5,000,000	72%	(22%)
Overhead Reimbursement	(21,183,179)	(21,183,179)	(9,739,856)	(11,443,323)	46%	4%
Climate Change Resiliency	1,000,000	1,000,000	-	1,000,000	0%	50%
Total	197,179,314	195,286,023	96,924,437	98,361,586	50%	0%

** Prorated Budget is 50% of Amended Budget

II. Revenue

II.A. Budget Ordinance



County of Maui
Statement of Estimated and Actual Revenue
Revenue - Budget Ordinance
Fiscal Year Ending 6/30/2021 - as of 12/31/2020

10	*** GENERAL FUND	Prior	Amended	Year	Budget
Object		Year	Annual	to Date	(Over)/Under
* Char ** Subfund *** Fund		Uncollected	Estimate	Collected	
310	Real property taxes	11,741,734	375,925,241	203,049,802	184,617,173
312	Public Service Company Tax		7,000,000	4,040,722	2,959,278
31	* Taxes	11,741,734	382,925,241	207,090,524	187,576,451
321	Business licenses and permits		22,000	13,245	8,755
322	Other licenses & permit		3,500,000	2,319,797	1,180,204
323	Motor vehicle licenses & fees		3,500,000	2,438,859	1,061,142
32	* Licenses and permits	0	7,022,000	4,771,901	2,250,101
331	Federal payment in lieu of tax			42,022	(42,022)
335	Federal grants passed thru the		70,000		70,000
33	* Intergovernmental revenues	0	70,000	42,022	27,978
341	General government		800,000	376,777	423,223
342	Safety		1,779,995	1,230,781	549,215
347	Recreation		1,100,000	454,171	645,829
34	* Charges for current services	0	3,679,995	2,061,729	1,618,267
351	Penalties and interest		2,000,000	728,226	1,271,774
353	Unclaimed monies			1,358	(1,358)
35	* Fines and forfeitures	0	2,000,000	729,584	1,270,416
361	Interest on investments		2,000,000	2,247,592	(247,592)
362	Rental income		290,600	106,813	183,787
36	* Interest & investment	0	2,290,600	2,354,405	(63,805)
362	Rental income		29,400	19,654	9,746
377	Miscellaneous general receipts		40,000	158,113	(118,113)
378	Miscellaneous program receipts		760,000	100,980	659,020
37	* Other revenues	0	829,400	278,747	550,653
741	Special Revenue Funds		17,169,991	8,585,004	8,584,988
744	Other Governmental Funds		5,109,508	2,554,754	2,554,754

County of Maui
Statement of Estimated and Actual Revenue
Revenue - Budget Ordinance
Fiscal Year Ending 6/30/2021 - as of 12/31/2020

10	*** GENERAL FUND	Prior	Amended	Year	Budget
Object	* Char ** Subfund *** Fund	Year	Annual	to Date	(Over)/Under
745	Proprietary Funds	Uncollected	Estimate	Collected	(Over)/Under
			372,376		372,376
74	* Transfers in	0	22,651,875	11,139,758	11,512,118
Subfund	** General Fund	11,741,734	421,469,111	228,468,670	204,742,179
321	Business licenses and permits		2,304,405	2,637,460	(333,056)
32	* Licenses and permits	0	2,304,405	2,637,460	(333,056)
Subfund	** Liquor Control Fund	0	2,304,405	2,637,460	(333,056)
Fund	*** GENERAL FUND	11,741,734	423,773,516	231,106,130	204,409,123

County of Maui
Statement of Estimated and Actual Revenue
Revenue - Budget Ordinance
Fiscal Year Ending 6/30/2021 - as of 12/31/2020

11	*** SPECIAL REVENUE FUND	Prior Year Uncollected	Amended Annual Estimate	Year to Date Collected	Budget (Over)/Under
Object	* Char ** Subfund *** Fund				
313	Franchise Tax		9,600,000		9,600,000
314	Fuel Tax		11,600,000	5,837,548	5,762,452
31	* Taxes	0	21,200,000	5,837,548	15,362,452
323	Motor vehicle licenses & fees		25,233,847	13,566,729	11,667,118
32	* Licenses and permits	0	25,233,847	13,566,729	11,667,118
343	Public Transit Bus Fare		2,356,568	768,789	1,587,779
34	* Charges for current services	0	2,356,568	768,789	1,587,779
740	General Fund		75,000	37,500	37,500
744	Other Governmental Funds		340,000	31,690	308,310
74	* Transfers in	0	415,000	69,190	345,810
Subfund ** Highway Fund		0	49,205,415	20,242,256	28,963,159
322	Other licenses & permit			18,305	(18,305)
32	* Licenses and permits	0	0	18,305	(18,305)
346	Waste management	2,550,395	50,201,699	24,950,408	27,801,686
34	* Charges for current services	2,550,395	50,201,699	24,950,408	27,801,686
378	Miscellaneous program receipts		40,000	2,083	37,917
37	* Other revenues	0	40,000	2,083	37,917
Subfund ** Sewer Fund		2,550,395	50,241,699	24,970,796	27,821,298
323	Motor vehicle licenses & fees		50,000	55,131	(5,131)
32	* Licenses and permits	0	50,000	55,131	(5,131)
741	Special Revenue Funds		127,759	63,879	63,880
74	* Transfers in	0	127,759	63,879	63,880
Subfund ** Bikeway Fund		0	177,759	119,010	58,749
344	Refuse		10,800,000	7,498,045	3,301,955

County of Maui
Statement of Estimated and Actual Revenue
Revenue - Budget Ordinance
Fiscal Year Ending 6/30/2021 - as of 12/31/2020

11	*** SPECIAL REVENUE FUND	Prior	Amended	Year	Budget
Object		Year	Annual	to Date	(Over)/Under
* Char	** Subfund	Uncollected	Estimate	Collected	
*** Fund					
345	Landfill Disposal Fee	6,216,878	11,021,902	5,281,298	11,957,481
34	* Charges for current services	6,216,878	21,821,902	12,779,343	15,259,436
378	Miscellaneous program receipts			2,313	(2,313)
37	* Other revenues	0	0	2,313	(2,313)
740	General Fund		5,628,373	5,628,373	
741	Special Revenue Funds		3,127,217		3,127,217
744	Other Governmental Funds			2,264,445	(2,264,445)
74	* Transfers in	0	8,755,590	7,892,818	862,772
Subfund ** Solid Waste Fund		6,216,878	30,577,492	20,674,474	16,119,895
380	Assessment revenue			5,880	(5,880)
38	* Assessments	0	0	5,880	(5,880)
Subfund ** Special Parks Assessment		0	0	5,880	(5,880)
380	Assessment revenue			77,134	(77,134)
38	* Assessments	0	0	77,134	(77,134)
Subfund ** Special Sewer Assessment Fund		0	0	77,134	(77,134)
344	Refuse			(326)	326
345	Landfill Disposal Fee		1,282,867	909,763	373,104
34	* Charges for current services	0	1,282,867	909,437	373,430
740	General Fund			167,379	(167,379)
741	Special Revenue Funds		4,134,758	253,253	3,881,505
744	Other Governmental Funds			373,697	(373,697)
74	* Transfers in	0	4,134,758	794,329	3,340,429
Subfund ** Environmental P&S Fund		0	5,417,625	1,703,766	3,713,859
Fund	*** SPECIAL REVENUE FUND	8,767,273	135,619,990	67,793,316	76,593,946

County of Maui
Statement of Estimated and Actual Revenue
Revenue - Budget Ordinance
Fiscal Year Ending 6/30/2021 - as of 12/31/2020

12	*** DEBT SERVICE FUND	Prior Year Uncollected	Amended Annual Estimate	Year to Date Collected	Budget (Over)/Under
Object	* Char ** Subfund *** Fund				
682	Interest and issuance costs		1,331,428	671,810	659,618
684	Principal		4,626,801	1,858,589	2,768,212
68	* Debt service	0	5,958,229	2,530,399	3,427,830
	Subfund ** Debt Service Fund	0	5,958,229	2,530,399	3,427,830
Fund	*** DEBT SERVICE FUND	0	5,958,229	2,530,399	3,427,830

County of Maui
Statement of Estimated and Actual Revenue
Revenue - Budget Ordinance
Fiscal Year Ending 6/30/2021 - as of 12/31/2020

13	*** CAPITAL PROJECTS FUND	Prior	Amended	Year	Budget
Object	* Char ** Subfund *** Fund	Year	Annual	to Date	(Over)/Under
		Uncollected	Estimate	Collected	
744	Other Governmental Funds		15,000		15,000
74	* Transfers in	0	15,000	0	15,000
Subfund **	Parks Assessments CIP	0	15,000	0	15,000
361	Interest on investments			556	(556)
36	* Interest & investment	0	0	556	(556)
Subfund **	2008 GO Bond Issue	0	0	556	(556)
361	Interest on investments			32	(32)
36	* Interest & investment	0	0	32	(32)
Subfund **	2010 B GO Bond Issue tax exmpt	0	0	32	(32)
361	Interest on investments			(4)	4
36	* Interest & investment	0	0	(4)	4
Subfund **	2012 B GO Bond	0	0	(4)	4
361	Interest on investments			(3,727)	3,727
36	* Interest & investment	0	0	(3,727)	3,727
Subfund **	2014 GO Bond	0	0	(3,727)	3,727
361	Interest on investments			68	(68)
36	* Interest & investment	0	0	68	(68)
Subfund **	2015 GO Bond	0	0	68	(68)
361	Interest on investments			431	(431)
36	* Interest & investment	0	0	431	(431)
Subfund **	2018 GO Bond	0	0	431	(431)
Fund	*** CAPITAL PROJECTS FUND	0	15,000	(2,644)	17,644

County of Maui
Statement of Estimated and Actual Revenue
Revenue - Budget Ordinance
Fiscal Year Ending 6/30/2021 - as of 12/31/2020


25	*** UTILITY ENTERPRISE FUND	Prior	Amended	Year	Budget
Object		Year	Annual	to Date	(Over)/Under
* Char	** Subfund	Uncollected	Estimate	Collected	
*** Fund					
361	Interest on investments			9,512	(9,512)
36	* Interest & investment	0	0	9,512	(9,512)
Subfund **	DWS 2012 GO BOND FUND	0	0	9,512	(9,512)
361	Interest on investments			266	(266)
36	* Interest & investment	0	0	266	(266)
Subfund **	DWS 2014 GO BOND FUND	0	0	266	(266)
349	Water Sales		59,232,615	33,802,933	25,429,682
350	Other Revenue		848,782	419,002	429,780
34	* Charges for current services	0	60,081,397	34,221,935	25,859,462
361	Interest on investments		400,000	558,062	(158,062)
36	* Interest & investment	0	400,000	558,062	(158,062)
354	Other Non-Operating Revenue		23,000	10,319	12,681
37	* Other revenues	0	23,000	10,319	12,681
350	Other Revenue		4,443,329		4,443,329
38	* Assessments	0	4,443,329	0	4,443,329
Subfund **	DWS Revenue Fund	0	64,947,726	34,790,316	30,157,410
372	Capital contributions			1,331,556	(1,331,556)
37	* Other revenues	0	0	1,331,556	(1,331,556)
Subfund **	DWS Water System Development	0	0	1,331,556	(1,331,556)
361	Interest on investments			1,927	(1,927)
36	* Interest & investment	0	0	1,927	(1,927)
Subfund **	DWS 2007 GO Bond Fund	0	0	1,927	(1,927)
361	Interest on investments			377	(377)
36	* Interest & investment	0	0	377	(377)

County of Maui
Statement of Estimated and Actual Revenue
Revenue - Budget Ordinance
Fiscal Year Ending 6/30/2021 - as of 12/31/2020

25	*** UTILITY ENTERPRISE FUND	Prior	Amended	Year	Budget
Object	* Char ** Subfund *** Fund	Year	Annual	to Date	(Over)/Under
		Uncollected	Estimate	Collected	
Subfund **	DWS 2009-10-11 GO BOND FUND	0	0	377	(377)
Fund ***	UTILITY ENTERPRISE FUND	<u>0</u>	<u>64,947,726</u>	<u>36,133,954</u>	<u>28,813,772</u>
	Grand Total	20,509,007	630,314,461	337,561,155	313,262,315

II. Revenue

II.B. Appendices / Other



County of Maui
Statement of Estimated and Actual Revenue
Revenue - Appendices / Other
Fiscal Year Ending 6/30/2021 - as of 12/31/2020

11	*** SPECIAL REVENUE FUND	Prior Year Uncollected	Amended Annual Estimate	Year to Date Collected	Budget (Over)/Under
Object	* Char ** Subfund *** Fund				
321	Business licenses and permits			3,000	(3,000)
322	Other licenses & permit			16,465	(16,465)
324	Ocean Permits			42,234	(42,234)
32	* Licenses and permits	0	0	61,699	(61,699)
341	General government			89,701	(89,701)
344	Refuse			2,172,501	(2,172,501)
34	* Charges for current services	0	0	2,262,202	(2,262,202)
352	Fines		42,112	47,867	(5,755)
35	* Fines and forfeitures	0	42,112	47,867	(5,755)
362	Rental income			37,910	(37,910)
370	Misc income revolving		1,381,543	1,771,375	(389,832)
371	Operating contributions			48,417	(48,417)
378	Miscellaneous program receipts			134,352	(134,352)
37	* Other revenues	0	1,381,543	1,992,054	(610,511)
740	General Fund		24,819,778	24,819,778	
744	Other Governmental Funds		23,994,268	13,379,081	10,615,187
74	* Transfers in	0	48,814,046	38,198,859	10,615,187
Subfund **	County Revolving Funds	0	50,237,701	42,562,681	7,675,020
330	Federal grants	689,887	3,042,203	34,239,231	(30,507,142)
334	State grants	2,437,197	7,606,908	4,684,777	5,359,329
335	Federal grants passed thru the	7,199,588	8,959,615	9,721,506	6,437,702
33	* Intergovernmental revenues	10,326,672	19,608,726	48,645,514	(18,710,111)
364	Other income			3,094	(3,094)
36	* Interest & investment	0	0	3,094	(3,094)
371	Operating contributions		494,394	283,150	211,244
378	Miscellaneous program receipts			432	(432)

County of Maui
Statement of Estimated and Actual Revenue
Revenue - Appendices / Other
Fiscal Year Ending 6/30/2021 - as of 12/31/2020

11	*** SPECIAL REVENUE FUND	Prior Year Uncollected	Amended Annual Estimate	Year to Date Collected	Budget (Over)/Under
Object	* Char ** Subfund *** Fund				
37	* Other revenues	0	494,394	283,582	210,812
741	Special Revenue Funds		693,721	235,944	457,779
74	* Transfers in	0	693,721	235,944	457,779
Subfund ** Intergovernmental Grant Fund		10,326,672	20,796,841	49,168,134	(18,044,614)
330	Federal grants	3,694	24,754,571	12,509,192	12,249,073
335	Federal grants passed thru the			183,844	(183,844)
33	* Intergovernmental revenues	3,694	24,754,571	12,693,036	12,065,229
361	Interest on investments		5,075	5,925	(850)
36	* Interest & investment	0	5,075	5,925	(850)
741	Special Revenue Funds		355,414	355,414	
74	* Transfers in	0	355,414	355,414	0
Subfund ** Sec.8 Hud Housing Assistance		3,694	25,115,060	13,054,375	12,064,379
380	Assessment revenue			5,880	(5,880)
38	* Assessments	0	0	5,880	(5,880)
Subfund ** Special Parks Assessment		0	0	5,880	(5,880)
380	Assessment revenue			77,134	(77,134)
38	* Assessments	0	0	77,134	(77,134)
Subfund ** Special Sewer Assessment Fund		0	0	77,134	(77,134)
344	Refuse			(326)	326
345	Landfill Disposal Fee		1,282,867	909,763	373,104
34	* Charges for current services	0	1,282,867	909,437	373,430
740	General Fund			167,379	(167,379)
741	Special Revenue Funds		4,134,758	253,253	3,881,505
744	Other Governmental Funds			373,697	(373,697)

County of Maui
Statement of Estimated and Actual Revenue
Revenue - Appendices / Other
Fiscal Year Ending 6/30/2021 - as of 12/31/2020

11	*** SPECIAL REVENUE FUND	Prior Year Uncollected	Amended Annual Estimate	Year to Date Collected	Budget (Over)/Under
Object	* Char ** Subfund *** Fund				
74	* Transfers in	0	4,134,758	794,329	3,340,429
770	Carryover Savings		6,113,732		6,113,732
77	* Carryover savings	0	6,113,732	0	6,113,732
Subfund	** Environmental P&S Fund	0	11,531,357	1,703,766	9,827,591
Fund	*** SPECIAL REVENUE FUND	<u>10,330,366</u>	<u>107,680,959</u>	<u>106,571,970</u>	<u>11,439,362</u>

County of Maui
Statement of Estimated and Actual Revenue
Revenue - Appendices / Other
Fiscal Year Ending 6/30/2021 - as of 12/31/2020


13	*** CAPITAL PROJECTS FUND		Prior Year Uncollected	Amended Annual Estimate	Year to Date Collected	Budget (Over)/Under
Object	* Char ** Subfund *** Fund					
335	Federal grants passed thru the			633,750		633,750
33	* Intergovernmental revenues		0	633,750	0	633,750
Subfund **	Fed Pass Thru CIP Grants		0	633,750	0	633,750
335	Federal grants passed thru the			16,044,856	2,989,624	13,055,232
33	* Intergovernmental revenues		0	16,044,856	2,989,624	13,055,232
Subfund **	State CIP Grants - DOT		0	16,044,856	2,989,624	13,055,232
733	SRF & USDA Loans			14,200,000	5,876,466	8,323,534
72	* Issuance of debt		0	14,200,000	5,876,466	8,323,534
Subfund **	State CIP Loans		0	14,200,000	5,876,466	8,323,534
743	Capital Projects Fund			1,577,679		1,577,679
74	* Transfers in		0	1,577,679	0	1,577,679
Subfund **	Lapsed Bond Projects		0	1,577,679	0	1,577,679
361	Interest on investments				556	(556)
36	* Interest & investment		0	0	556	(556)
Subfund **	2008 GO Bond Issue		0	0	556	(556)
361	Interest on investments				32	(32)
36	* Interest & investment		0	0	32	(32)
Subfund **	2010 B GO Bond Issue tax exempt		0	0	32	(32)
361	Interest on investments				(4)	4
36	* Interest & investment		0	0	(4)	4
Subfund **	2012 B GO Bond		0	0	(4)	4
361	Interest on investments				(3,727)	3,727
36	* Interest & investment		0	0	(3,727)	3,727

County of Maui
Statement of Estimated and Actual Revenue
Revenue - Appendices / Other
Fiscal Year Ending 6/30/2021 - as of 12/31/2020

13	*** CAPITAL PROJECTS FUND	Prior	Amended	Year	Budget
Object	* Char ** Subfund *** Fund	Year	Annual	to Date	(Over)/Under
		Uncollected	Estimate	Collected	
Subfund **	2014 GO Bond	0	0	(3,727)	3,727
361	Interest on investments			68	(68)
36	* Interest & investment	0	0	68	(68)
Subfund **	2015 GO Bond	0	0	68	(68)
361	Interest on investments			431	(431)
36	* Interest & investment	0	0	431	(431)
Subfund **	2018 GO Bond	0	0	431	(431)
361	Interest on investments			695	(695)
36	* Interest & investment	0	0	695	(695)
730	General Obligation Bonds		85,406,321	58,885,000	26,521,321
731	General Obligation Refunding B			15,181,384	(15,181,384)
732	Net Premiums Received			17,636,696	(17,636,696)
72	* Issuance of debt	0	85,406,321	91,703,080	(6,296,759)
Subfund **	2020 GO Bond	0	85,406,321	91,703,775	(6,297,454)
Fund	*** CAPITAL PROJECTS FUND	0	117,862,606	100,567,221	17,295,385


County of Maui
Statement of Estimated and Actual Revenue
Revenue - Appendices / Other
Fiscal Year Ending 6/30/2021 - as of 12/31/2020

25	*** UTILITY ENTERPRISE FUND	Prior	Amended	Year	Budget
Object	* Char ** Subfund *** Fund	Year	Annual	to Date	(Over)/Under
		Uncollected	Estimate	Collected	
334	State grants		450,000		450,000
33	* Intergovernmental revenues	0	450,000	0	450,000
Subfund	** DWS STATE GRANTS	0	450,000	0	450,000
733	SRF & USDA Loans			791,918	(791,918)
72	* Issuance of debt	0	0	791,918	(791,918)
Subfund	** DWS SRF	0	0	791,918	(791,918)
361	Interest on investments			1,927	(1,927)
36	* Interest & investment	0	0	1,927	(1,927)
Subfund	** DWS 2007 GO Bond Fund	0	0	1,927	(1,927)
361	Interest on investments			377	(377)
36	* Interest & investment	0	0	377	(377)
Subfund	** DWS 2009-10-11 GO BOND FUND	0	0	377	(377)
Fund	*** UTILITY ENTERPRISE FUND	0	450,000	794,222	(344,222)
	Grand Total	10,330,366	225,993,565	207,933,413	28,390,525



II. Revenue

II.C. Grant Revenue Report



County of Maui

County Clerk

Grant Revenues & Expenditures Quarterly Report - by Index and Fiscal Year as of 12/31/2020

<u>Index</u>	<u>Index Title</u>	<u>FY</u>	<u>Beginning Fund Balance</u>	<u>Revenue</u>	<u>Expenditures</u>	<u>Transfers In</u>	<u>Transfers Out</u>	<u>Ending Fund Balance</u>
106017	IMPL OF ELECTION BY MAIL	2020		(106,176.00)	76,335.30			(29,840.70)
106017	IMPL OF ELECTION BY MAIL	2021	(29,840.70)		14,185.78			(15,654.92)
				<u>(106,176.00)</u>	<u>90,521.08</u>	<u>0.00</u>	<u>0.00</u>	
116014	CENTER FOR TECH AND CIVIC LIFE	2021		(130,456.00)				(130,456.00)
				<u>(130,456.00)</u>	<u>0.00</u>	<u>0.00</u>	<u>0.00</u>	
	Grand Total			(236,632.00)	90,521.08	0.00	0.00	

County of Maui

Office of the Mayor

Grant Revenues & Expenditures Quarterly Report - by Index and Fiscal Year as of 12/31/2020

Index	Index Title	FY	Beginning Fund Balance	Revenue	Expenditures	Transfers In	Transfers Out	Ending Fund Balance
106346	HALE MAKANA MENTOR CTR RESTO	2021			101,007.00			101,007.00
				0.00	101,007.00	0.00	0.00	
106803	CDBG PROGRAM ADMIN PY19	2020		(245,998.38)	318,648.01			72,649.63
106803	CDBG PROGRAM ADMIN PY19	2021	72,649.63	(100,564.93)	28,600.00			684.70
				(346,563.31)	347,248.01	0.00	0.00	
106810	WIOA DISLOCATED WORKER	2021		(45,138.84)	79,995.10			34,856.26
				(45,138.84)	79,995.10	0.00	0.00	
106812	WIOA YOUTH ACTIVITIES	2020			(22.15)			(22.15)
106812	WIOA YOUTH ACTIVITIES	2021	(22.15)	(13,571.44)	32,123.22			18,529.63
				(13,571.44)	32,101.07	0.00	0.00	
106814	WIOA RAPID RESPONSE PY18	2020		(2,058.15)	63,231.62			61,173.47
106814	WIOA RAPID RESPONSE PY18	2021	61,173.47	(61,173.49)				(0.02)
				(63,231.64)	63,231.62	0.00	0.00	
106817	WIOA ADULT PROGRAM	2020			(22.14)			(22.14)
106817	WIOA ADULT PROGRAM	2021	(22.14)	(22,269.80)	49,656.15			27,364.21
				(22,269.80)	49,634.01	0.00	0.00	
106818	WIOA ADMIN PY2019	2020			21,928.16			21,928.16
106818	WIOA ADMIN PY2019	2021	21,928.16	(46,254.79)	18,103.02			(6,223.61)
				(46,254.79)	40,031.18	0.00	0.00	
106821	CAMERON CTR REHAB & IMPRVTS	2020		(98,799.11)	98,799.11			0.00
				(98,799.11)	98,799.11	0.00	0.00	
106822	HALE MAHAOLU LAH SURF PRSVTN	2020			65,855.82			65,855.82
106822	HALE MAHAOLU LAH SURF PRSVTN	2021	65,855.82	(131,711.64)	125,276.26			59,420.44
				(131,711.64)	191,132.08	0.00	0.00	
116802	CDBG PROGRAM ADMIN PY20	2021		(99,839.52)	148,836.73			48,997.21
				(99,839.52)	148,836.73	0.00	0.00	
116814	WIOA RAPID RESPONSE PY19	2020			513.09			513.09
116814	WIOA RAPID RESPONSE PY19	2021	513.09	(35,250.40)	59,154.74			24,417.43
				(35,250.40)	59,667.83	0.00	0.00	
146327	KHAKO RENEWAL PRJ PH-II	2020	18,205.10	(18,205.10)				0.00
				(18,205.10)	0.00	0.00	0.00	
166822	HALE MAKANA MENTOR CTR RESTOR	2021			2,554.00			2,554.00

County of Maui

Office of the Mayor

Grant Revenues & Expenditures Quarterly Report - by Index and Fiscal Year as of 12/31/2020

Index	Index Title	FY	Beginning Fund Balance	Revenue	Expenditures	Transfers In	Transfers Out	Ending Fund Balance
				0.00	2,554.00	0.00	0.00	
166823	KHAKO RENEWAL PRJ PH II	2020	45,729.97	(45,729.97)				0.00
				(45,729.97)	0.00	0.00	0.00	
176062	HOUSING REHAB LOAN PROJECT INC	2020	(1,333.11)					(1,333.11)
176062	HOUSING REHAB LOAN PROJECT INC	2021	(1,333.11)	(3,093.60)				(4,426.71)
				(3,093.60)	0.00	0.00	0.00	
176063	IAO THEATRE PROJECT INCOME	2020	(2,183.13)					(2,183.13)
176063	IAO THEATRE PROJECT INCOME	2021	(2,183.13)					(2,183.13)
				0.00	0.00	0.00	0.00	
176810	WIOA YOUTH ACTIVITIES	2020	(9,636.09)		9,636.09			0.00
				0.00	9,636.09	0.00	0.00	
176813	HALE MAKUA WAI FIRE ALARM UPGR	2020		(6,115.00)	6,115.00			0.00
				(6,115.00)	6,115.00	0.00	0.00	
176816	HTA COUNTY PRODUCT ENRICHMENT	2020	(25,000.00)	(100,000.00)	66,002.00			(58,998.00)
176816	HTA COUNTY PRODUCT ENRICHMENT	2021	(58,998.00)		7,208.75			(51,789.25)
				(100,000.00)	73,210.75	0.00	0.00	
176817	WIOA ADULT PROGRAM	2020	(9,264.11)		9,264.11			(0.00)
				0.00	9,264.11	0.00	0.00	
176818	WIOA ADMIN PY2016	2020	(132.34)		132.34			0.00
				0.00	132.34	0.00	0.00	
176819	ARC RESIDENTIAL GHS IMRPV PRJ	2020		(18,736.00)	18,736.00			0.00
				(18,736.00)	18,736.00	0.00	0.00	
176821	WIOA DISLOCATED WORKER	2020	(9,383.83)		9,383.83			0.00
				0.00	9,383.83	0.00	0.00	
176822	KHAKO RENEWAL PRJ PH II	2020	79,358.99	(79,358.99)				0.00
				(79,358.99)	0.00	0.00	0.00	
176823	HALE MAKUA WAILUKU REHAB	2020		(32,469.00)	32,469.00			0.00
				(32,469.00)	32,469.00	0.00	0.00	
176824	HALE MAKANA MENTOR CTR	2021			28,386.00			28,386.00
				0.00	28,386.00	0.00	0.00	
176825	HALE MAKUA KAHULUI GEN UPGRD	2020		(29,439.58)	29,439.58			0.00

County of Maui

Office of the Mayor

Grant Revenues & Expenditures Quarterly Report - by Index and Fiscal Year as of 12/31/2020

Index	Index Title	FY	Beginning Fund Balance	Revenue	Expenditures	Transfers In	Transfers Out	Ending Fund Balance
				(29,439.58)	29,439.58	0.00	0.00	
186037	2016 HAWAII SEVERE STORMS	2020	3,635,287.28	(591,690.66)	100,857.86			3,144,454.48
186037	2016 HAWAII SEVERE STORMS	2021	3,144,454.48	(40,582.66)				3,103,871.82
				(632,273.32)	100,857.86	0.00	0.00	
186785	HAWAII ST COMM/STATUS WOMEN	2020	3,070.12		22.50			3,092.62
186785	HAWAII ST COMM/STATUS WOMEN	2021	3,092.62					3,092.62
				0.00	22.50	0.00	0.00	
186810	WIOA YOUTH ACTIVITIES	2020	55,111.33	(60,567.70)	5,456.37			0.00
				(60,567.70)	5,456.37	0.00	0.00	
186815	CDBG PROGRAM ADMIN FY18	2020	1,727.26	(5,344.60)	3,839.16			221.82
186815	CDBG PROGRAM ADMIN FY18	2021	221.82	(257.82)	36.00			0.00
				(5,602.42)	3,875.16	0.00	0.00	
186817	WIOA ADULT PROGRAM	2020	47,797.30	(61,233.46)	13,436.16			0.00
				(61,233.46)	13,436.16	0.00	0.00	
186818	WIOA ADMIN PY2017	2020	8,227.11	(14,932.72)	6,705.61			0.00
				(14,932.72)	6,705.61	0.00	0.00	
186821	WIOA DISLOCATED WORKER	2020	37,637.29	(51,817.34)	14,180.05			0.00
				(51,817.34)	14,180.05	0.00	0.00	
186822	HALE MAHAOLU EWALU SR CTR	2020	60,644.00	(550,000.00)	489,356.00			0.00
				(550,000.00)	489,356.00	0.00	0.00	
186823	HALE MAKUA KAHULUI GEN UPGRADE	2020	58,853.79	(203,401.53)	144,547.74			0.00
				(203,401.53)	144,547.74	0.00	0.00	
196039	2019 HURRICANE LANE	2020	1,048,449.87	(198,645.48)	(3,172.07)			846,632.32
196039	2019 HURRICANE LANE	2021	846,632.32	(147,626.96)				699,005.36
				(346,272.44)	(3,172.07)	0.00	0.00	
196803	CDBG PROGRAM ADMIN FFY18	2020	84,323.22	(113,382.73)	29,059.51			0.00
				(113,382.73)	29,059.51	0.00	0.00	
196805	MOLOKAI LF TRAILER MOUNTED DIE	2020		(17,997.44)	17,997.44			0.00
				(17,997.44)	17,997.44	0.00	0.00	
196807	HANA LANDFILL BULLDOZER	2020			495,526.09			495,526.09
196807	HANA LANDFILL BULLDOZER	2021	495,526.09	(495,526.09)				0.00
				(495,526.09)	495,526.09	0.00	0.00	

County of Maui

Office of the Mayor

Grant Revenues & Expenditures Quarterly Report - by Index and Fiscal Year as of 12/31/2020

<u>Index</u>	<u>Index Title</u>	<u>FY</u>	<u>Beginning Fund Balance</u>	<u>Revenue</u>	<u>Expenditures</u>	<u>Transfers In</u>	<u>Transfers Out</u>	<u>Ending Fund Balance</u>
196809	MOLOKAI LF WHEEL LOADER	2020		(371,929.81)	371,929.81			0.00
				<u>(371,929.81)</u>	<u>371,929.81</u>	<u>0.00</u>	<u>0.00</u>	
196812	WIOA YOUTH ACTIVITIES	2020		(84,976.48)	148,455.04			63,478.56
196812	WIOA YOUTH ACTIVITIES	2021	63,478.56	(63,478.56)	22.15			22.15
				<u>(148,455.04)</u>	<u>148,477.19</u>	<u>0.00</u>	<u>0.00</u>	
196813	ARC RESIDENTIAL GRP HOME	2020		(270,000.00)	270,000.00			0.00
				<u>(270,000.00)</u>	<u>270,000.00</u>	<u>0.00</u>	<u>0.00</u>	
196816	HALE MAKUA KAHULUI FIRE ALARM	2020		(198,000.00)	198,000.00			0.00
				<u>(198,000.00)</u>	<u>198,000.00</u>	<u>0.00</u>	<u>0.00</u>	
196817	WIOA ADULT PROGRAM	2020	17,000.00	(75,241.98)	93,026.41			34,784.43
196817	WIOA ADULT PROGRAM	2021	34,784.43	(34,784.43)	22.14			22.14
				<u>(110,026.41)</u>	<u>93,048.55</u>	<u>0.00</u>	<u>0.00</u>	
196818	WIOA ADMIN PY2018	2020	10,172.08	(54,835.00)	44,662.92			0.00
				<u>(54,835.00)</u>	<u>44,662.92</u>	<u>0.00</u>	<u>0.00</u>	
196821	WIOA DISLOCATED WORKER	2020	29,000.00	(111,270.23)	124,190.07			41,919.84
196821	WIOA DISLOCATED WORKER	2021	41,919.84	(41,919.84)				0.00
				<u>(153,190.07)</u>	<u>124,190.07</u>	<u>0.00</u>	<u>0.00</u>	
196828	HALE MAKUA WAI FIRE ALARM	2020		(45,910.96)	45,910.96			0.00
				<u>(45,910.96)</u>	<u>45,910.96</u>	<u>0.00</u>	<u>0.00</u>	
196830	HALE MAKUA WAI REHABILITATION	2020		(35,445.96)	35,445.96			0.00
				<u>(35,445.96)</u>	<u>35,445.96</u>	<u>0.00</u>	<u>0.00</u>	
	Grand Total			(5,176,578.17)	4,080,524.32	0.00	0.00	

County of Maui

Prosecuting Attorney

Grant Revenues & Expenditures Quarterly Report - by Index and Fiscal Year as of 12/31/2020

Index	Index Title	FY	Beginning Fund Balance	Revenue	Expenditures	Transfers In	Transfers Out	Ending Fund Balance
106826	ASSET FORFEITURES STATE	2020		(85,000.00)	22,491.26			(62,508.74)
106826	ASSET FORFEITURES STATE	2021	(62,508.74)		23,970.17			(38,538.57)
				<u>(85,000.00)</u>	<u>46,461.43</u>	<u>0.00</u>	<u>0.00</u>	
106835	SPCL NEEDS ADVOCACY PRJ	2020		(68,192.00)	539,851.59			471,659.59
106835	SPCL NEEDS ADVOCACY PRJ	2021	471,659.59	(490,730.00)	17,948.13			(1,122.28)
				<u>(558,922.00)</u>	<u>557,799.72</u>	<u>0.00</u>	<u>0.00</u>	
106871	VICTIM/WITNESS ASSISTANCE PRG	2020		(42,017.83)	42,017.83			0.00
106871	VICTIM/WITNESS ASSISTANCE PRG	2021		(25,946.00)	34,646.00			8,700.00
				<u>(67,963.83)</u>	<u>76,663.83</u>	<u>0.00</u>	<u>0.00</u>	
106872	CAREER CRIMINAL PROGRAM	2020		(130,262.00)	130,262.00			0.00
106872	CAREER CRIMINAL PROGRAM	2021		(57,894.00)	71,408.48			13,514.48
				<u>(188,156.00)</u>	<u>201,670.48</u>	<u>0.00</u>	<u>0.00</u>	
106873	DEFENDANT/WITNESS TRIAL PRG	2020		(38,015.32)	38,015.32			0.00
				<u>(38,015.32)</u>	<u>38,015.32</u>	<u>0.00</u>	<u>0.00</u>	
106878	DPA 2020 TRAFFIC RECORDS	2020		(6,337.28)	5,137.71			(1,199.57)
106878	DPA 2020 TRAFFIC RECORDS	2021	(1,199.57)	1,199.57				0.00
				<u>(5,137.71)</u>	<u>5,137.71</u>	<u>0.00</u>	<u>0.00</u>	
106879	DOMESTIC VIOLENCE INVESTIGATIO	2020		(26,325.00)	41,662.28			15,337.28
106879	DOMESTIC VIOLENCE INVESTIGATIO	2021	15,337.28					15,337.28
				<u>(26,325.00)</u>	<u>41,662.28</u>	<u>0.00</u>	<u>0.00</u>	
106880	PROSECUTOR'S IMPAIRED DRIVING	2020		(7,805.63)	9,005.20			1,199.57
106880	PROSECUTOR'S IMPAIRED DRIVING	2021	1,199.57	(1,919.57)	720.00			0.00
				<u>(9,725.20)</u>	<u>9,725.20</u>	<u>0.00</u>	<u>0.00</u>	
116835	SPCL NEEDS ADVOCACY PRJ	2021			202,304.66			202,304.66
				<u>0.00</u>	<u>202,304.66</u>	<u>0.00</u>	<u>0.00</u>	
116873	DEFENDANT/WITNESS TRIAL PRG	2021		(10,951.68)	14,303.86			3,352.18
				<u>(10,951.68)</u>	<u>14,303.86</u>	<u>0.00</u>	<u>0.00</u>	
116878	MAUI DPA TRAFFIC RECORDS	2021			3,170.89			3,170.89
				<u>0.00</u>	<u>3,170.89</u>	<u>0.00</u>	<u>0.00</u>	
116879	DOMESTIC VIOLENCE INVESTIGATIO	2021			44,604.48			44,604.48
				<u>0.00</u>	<u>44,604.48</u>	<u>0.00</u>	<u>0.00</u>	
176860	SPCL NEEDS ADVOC SUPPLEMENTAL	2020	7,730.98	3,087.36	(10,818.34)			0.00

County of Maui

Prosecuting Attorney

Grant Revenues & Expenditures Quarterly Report - by Index and Fiscal Year as of 12/31/2020

Index	Index Title	FY	Beginning Fund Balance	Revenue	Expenditures	Transfers In	Transfers Out	Ending Fund Balance
				3,087.36	(10,818.34)	0.00	0.00	
186871	VICTIM/WITNESS ASSISTANCE PRG	2020	30,810.00	(30,810.00)	0.00	0.00	0.00	0.00
186872	CAREER CRIMINAL PROGRAM	2020	56,894.06	(68,749.00)	11,854.94	0.00	0.00	(0.00)
186878	DPA 2018 TRAFFIC RECORDS	2020	333.02	0.00	(333.02)	0.00	0.00	0.00
196835	SPCL NEEDS ADVOCACY PRJ	2020	306,325.01	(361,934.38)	55,609.37	0.00	0.00	0.00
196836	ASSET FORFEITURES PROGRAM	2020	(1,516.15)	1,516.15	0.00	0.00	0.00	0.00
196878	DPA 2019 TRAFFIC RECORDS	2020		(3,579.17)	3,579.17	0.00	0.00	0.00
196879	DOMESTIC VIOLENCE INVESTIGATIO	2020	29,412.04	(29,412.04)	0.00	0.00	0.00	0.00
196880	PROSECUTOR'S IMPAIRED DRIVING	2020		(6,227.24)	6,227.24	0.00	0.00	0.00
Grand Total				(1,486,305.06)	1,307,639.22	0.00	0.00	

County of Maui

Grant Revenues & Expenditures Quarterly Report - by Index and Fiscal Year as of 12/31/2020

Finance

Index	Index Title	FY	Beginning Fund Balance	Revenue	Expenditures	Transfers In	Transfers Out	Ending Fund Balance
106734	STATE DISABILITY & COMM	2020		(9,882.19)	9,882.19			0.00
				<u>(9,882.19)</u>	<u>9,882.19</u>	<u>0.00</u>	<u>0.00</u>	
106735	COMML DRIVER'S LICENSE FY20	2020		(520,983.42)	520,983.42			0.00
				<u>(520,983.42)</u>	<u>520,983.42</u>	<u>0.00</u>	<u>0.00</u>	
106736	PERIODIC MTR VEH INSPTN FY20	2020		(497,536.05)	497,536.05			0.00
				<u>(497,536.05)</u>	<u>497,536.05</u>	<u>0.00</u>	<u>0.00</u>	
106739	STATE IDENTIFICATION PRG FY20	2020		(157,463.07)	164,918.21			7,455.14
106739	STATE IDENTIFICATION PRG FY20	2021	7,455.14		5,076.94			12,532.08
				<u>(157,463.07)</u>	<u>169,995.15</u>	<u>0.00</u>	<u>0.00</u>	
106740	STATE MOTOR VEH REGIST FY20	2020		(290,383.96)	290,383.96			(0.00)
				<u>(290,383.96)</u>	<u>290,383.96</u>	<u>0.00</u>	<u>0.00</u>	
106916	COVID CARES ACT FTA SEC 5307	2020			518,846.90			518,846.90
106916	COVID CARES ACT FTA SEC 5307	2021	518,846.90	(4,176,797.00)	940,833.56			(2,717,116.54)
				<u>(4,176,797.00)</u>	<u>1,459,680.46</u>	<u>0.00</u>	<u>0.00</u>	
106918	DPA COVID-19 COORDINATED RESP	2020		(124,449.00)				(124,449.00)
106918	DPA COVID-19 COORDINATED RESP	2021	(124,449.00)		36,400.23			(88,048.77)
				<u>(124,449.00)</u>	<u>36,400.23</u>	<u>0.00</u>	<u>0.00</u>	
106920	MPD COVID-19 COORDINATED RESP	2020		(135,634.00)				(135,634.00)
106920	MPD COVID-19 COORDINATED RESP	2021	(135,634.00)		93,550.00			(42,084.00)
				<u>(135,634.00)</u>	<u>93,550.00</u>	<u>0.00</u>	<u>0.00</u>	
106922	COVID-19 SEC 8 HOUSING CHOICE	2020		(340,142.00)	5,447.83			(334,694.17)
106922	COVID-19 SEC 8 HOUSING CHOICE	2021	(334,694.17)		300,987.21			(33,706.96)
				<u>(340,142.00)</u>	<u>306,435.04</u>	<u>0.00</u>	<u>0.00</u>	
106925	CDBG-CV PROGRAM ADMINISTRATION	2021		(1,037.41)	1,037.41			0.00
				<u>(1,037.41)</u>	<u>1,037.41</u>	<u>0.00</u>	<u>0.00</u>	
106926	COVID-19 SEC 8 HOUSING CHOICE	2021		(423,813.00)				(423,813.00)
				<u>(423,813.00)</u>	<u>0.00</u>	<u>0.00</u>	<u>0.00</u>	
106928	COVID-19 SEC 8 HOUSING CHOICE	2021		(789,655.00)				(789,655.00)
				<u>(789,655.00)</u>	<u>0.00</u>	<u>0.00</u>	<u>0.00</u>	
106930	CARES ACT/COVID-19	2020		(33,299,378.50)	8,798,400.07			(24,500,978.43)
106930	CARES ACT/COVID-19	2021	(24,500,978.43)	(33,299,378.50)	50,474,229.78			(7,326,127.15)
				<u>(66,598,757.00)</u>	<u>59,272,629.85</u>	<u>0.00</u>	<u>0.00</u>	

County of Maui

Finance **Grant Revenues & Expenditures Quarterly Report - by Index and Fiscal Year as of 12/31/2020**

<u>Index</u>	<u>Index Title</u>	<u>FY</u>	<u>Beginning Fund Balance</u>	<u>Revenue</u>	<u>Expenditures</u>	<u>Transfers In</u>	<u>Transfers Out</u>	<u>Ending Fund Balance</u>
116734	STATE DISABILITY & COMM	2021			2,182.07			2,182.07
				0.00	2,182.07	0.00	0.00	
116735	COMML DRIVER'S LICENSE FY21	2021		(313,336.29)	313,336.29			0.00
				(313,336.29)	313,336.29	0.00	0.00	
116736	PERIODIC MTR VEH INSPTN FY21	2021		(291,204.15)	291,204.15			(0.00)
				(291,204.15)	291,204.15	0.00	0.00	
116739	STATE IDENTIFICATION PRG FY21	2021		(101,503.80)	101,503.80			0.00
				(101,503.80)	101,503.80	0.00	0.00	
116740	STATE MOTOR VEH REGIST FY21	2021		(176,740.26)	176,740.26			0.00
				(176,740.26)	176,740.26	0.00	0.00	
Grand Total				(74,949,317.60)	63,543,480.33	0.00	0.00	

County of Maui

Grant Revenues & Expenditures Quarterly Report - by Index and Fiscal Year as of 12/31/2020

Planning

Index	Index Title	FY	Beginning Fund Balance	Revenue	Expenditures	Transfers In	Transfers Out	Ending Fund Balance
106801	COASTAL ZONE MANAGEMENT FY20	2020			202,006.55			202,006.55
106801	COASTAL ZONE MANAGEMENT FY20	2021	202,006.55	(416,950.00)	45,745.81			(169,197.64)
				<u>(416,950.00)</u>	<u>247,752.36</u>	<u>0.00</u>	<u>0.00</u>	
116257	COASTAL ZONE MGMT #47363	2020	(11,368.20)					(11,368.20)
116257	COASTAL ZONE MGMT #47363	2021	(11,368.20)					(11,368.20)
				<u>0.00</u>	<u>0.00</u>	<u>0.00</u>	<u>0.00</u>	
116801	COASTAL ZONE MANAGEMENT FY21	2021			73,770.96			73,770.96
				<u>0.00</u>	<u>73,770.96</u>	<u>0.00</u>	<u>0.00</u>	
196207	SOH DOH COMPLETE STREETS TRNG	2020		(45,000.00)	25,000.00			(20,000.00)
196207	SOH DOH COMPLETE STREETS TRNG	2021	(20,000.00)					(20,000.00)
				<u>(45,000.00)</u>	<u>25,000.00</u>	<u>0.00</u>	<u>0.00</u>	
196801	COASTAL ZONE MANAGEMENT FY19	2020	97,099.81	(308,047.00)	74,827.48			(136,119.71)
196801	COASTAL ZONE MANAGEMENT FY19	2021	(136,119.71)					(136,119.71)
				<u>(308,047.00)</u>	<u>74,827.48</u>	<u>0.00</u>	<u>0.00</u>	
Grand Total				(769,997.00)	421,350.80	0.00	0.00	

County of Maui

Grant Revenues & Expenditures Quarterly Report - by Index and Fiscal Year as of 12/31/2020

Police

Index	Index Title	FY	Beginning Fund Balance	Revenue	Expenditures	Transfers In	Transfers Out	Ending Fund Balance
106832	911 EMS DISPATCH COMMUNICATION	2020		(386,242.83)	449,456.78			63,213.95
106832	911 EMS DISPATCH COMMUNICATION	2021	63,213.95	(82,850.01)	19,636.06			0.00
				<u>(469,092.84)</u>	<u>469,092.84</u>	<u>0.00</u>	<u>0.00</u>	
106833	DOMESTIC VIOLENCE STRANGTN/HOM	2020		(16,000.00)	35,760.04			19,760.04
106833	DOMESTIC VIOLENCE STRANGTN/HOM	2021	19,760.04	(10,000.00)	2,093.73			11,853.77
				<u>(26,000.00)</u>	<u>37,853.77</u>	<u>0.00</u>	<u>0.00</u>	
106834	KALO PROGRAM	2020		(56,850.91)	66,883.93			10,033.02
106834	KALO PROGRAM	2021	10,033.02	(10,222.70)	380.63			190.95
				<u>(67,073.61)</u>	<u>67,264.56</u>	<u>0.00</u>	<u>0.00</u>	
106837	MPD TRAFFIC SERVICES	2020		(26,225.14)	26,225.14			0.00
106837	MPD TRAFFIC SERVICES	2021			29,714.00			29,714.00
				<u>(26,225.14)</u>	<u>55,939.14</u>	<u>0.00</u>	<u>0.00</u>	
106838	MPD TRAFFIC DATA RECORDS	2020		(142,800.13)	143,602.53			802.40
106838	MPD TRAFFIC DATA RECORDS	2021	802.40					802.40
				<u>(142,800.13)</u>	<u>143,602.53</u>	<u>0.00</u>	<u>0.00</u>	
106839	MPD SPEED ENFORCEMENT	2020		(26,132.61)	124,714.69			98,582.08
106839	MPD SPEED ENFORCEMENT	2021	98,582.08	(98,582.08)	29,498.21			29,498.21
				<u>(124,714.69)</u>	<u>154,212.90</u>	<u>0.00</u>	<u>0.00</u>	
106840	CYBERCRIME UNIT ENHANCEMENT	2020		(17,000.00)	19,336.80			2,336.80
106840	CYBERCRIME UNIT ENHANCEMENT	2021	2,336.80	(3,000.00)	8,799.20			8,136.00
				<u>(20,000.00)</u>	<u>28,136.00</u>	<u>0.00</u>	<u>0.00</u>	
106841	DISTRACTED DRIVING ENFORCEMENT	2020		(8,881.89)	20,978.47			12,096.58
106841	DISTRACTED DRIVING ENFORCEMENT	2021	12,096.58	(12,096.58)	4,219.36			4,219.36
				<u>(20,978.47)</u>	<u>25,197.83</u>	<u>0.00</u>	<u>0.00</u>	
106842	MPD ROADBLOCK PROGRAM	2020		(95,698.01)	183,845.92			88,147.91
106842	MPD ROADBLOCK PROGRAM	2021	88,147.91	(78,116.56)	91,678.44			101,709.79
				<u>(173,814.57)</u>	<u>275,524.36</u>	<u>0.00</u>	<u>0.00</u>	
106843	MPD SEATBELT ENFORCEMENT	2020		(8,295.01)	17,470.14			9,175.13
106843	MPD SEATBELT ENFORCEMENT	2021	9,175.13	(9,175.13)	4,417.34			4,417.34
				<u>(17,470.14)</u>	<u>21,887.48</u>	<u>0.00</u>	<u>0.00</u>	
106844	HIGH INTENSITY DRUG TRAFFIC'G	2020		(139,343.36)	170,145.09			30,801.73
106844	HIGH INTENSITY DRUG TRAFFIC'G	2021	30,801.73	(80,934.49)	77,805.64			27,672.88

County of Maui

Grant Revenues & Expenditures Quarterly Report - by Index and Fiscal Year as of 12/31/2020

Police

<u>Index</u>	<u>Index Title</u>	<u>FY</u>	<u>Beginning Fund Balance</u>	<u>Revenue</u>	<u>Expenditures</u>	<u>Transfers In</u>	<u>Transfers Out</u>	<u>Ending Fund Balance</u>
				<u>(220,277.85)</u>	<u>247,950.73</u>	<u>0.00</u>	<u>0.00</u>	
106845	MAUI CHILD RESTRAINT PRG	2020		(2,782.61)	3,379.53			596.92
106845	MAUI CHILD RESTRAINT PRG	2021	596.92	<u>(596.92)</u>				0.00
				<u>(3,379.53)</u>	<u>3,379.53</u>	<u>0.00</u>	<u>0.00</u>	
106846	STATE E911 WIRELESS COMMISSION	2020		(1,083,404.33)	1,229,740.54			146,336.21
106846	STATE E911 WIRELESS COMMISSION	2021	146,336.21	<u>(146,336.21)</u>				0.00
				<u>(1,229,740.54)</u>	<u>1,229,740.54</u>	<u>0.00</u>	<u>0.00</u>	
106847	ENHANCED PHYSICAL EVIDENCE DET	2021		<u>(36,200.00)</u>	36,200.00			(0.00)
				<u>(36,200.00)</u>	<u>36,200.00</u>	<u>0.00</u>	<u>0.00</u>	
106852	PROHIBIT TOBACCO SALES TO M	2020		(3,405.78)	1,715.84			(1,689.94)
106852	PROHIBIT TOBACCO SALES TO M	2021	(1,689.94)					(1,689.94)
				<u>(3,405.78)</u>	<u>1,715.84</u>	<u>0.00</u>	<u>0.00</u>	
106857	POSITIVE OUTREACH INTERVENTION	2021		<u>(4,802.04)</u>	8,461.07			3,659.03
				<u>(4,802.04)</u>	<u>8,461.07</u>	<u>0.00</u>	<u>0.00</u>	
106858	SW MULTI-JURISDICTIONAL DRUG	2021		<u>(13,000.00)</u>	13,328.09			328.09
				<u>(13,000.00)</u>	<u>13,328.09</u>	<u>0.00</u>	<u>0.00</u>	
106859	UPDATE DRUG ANALYSIS INSTRUMEN	2021		<u>(105,000.00)</u>	105,706.43			706.43
				<u>(105,000.00)</u>	<u>105,706.43</u>	<u>0.00</u>	<u>0.00</u>	
116832	911 EMS DISPATCH COMMUNICATION	2021		<u>(169,149.19)</u>	245,688.52			76,539.33
				<u>(169,149.19)</u>	<u>245,688.52</u>	<u>0.00</u>	<u>0.00</u>	
116834	KALO PROGRAM	2021			13,412.84			13,412.84
				<u>0.00</u>	<u>13,412.84</u>	<u>0.00</u>	<u>0.00</u>	
116837	MPD TRAFFIC SERVICES	2021			5,203.14			5,203.14
				<u>0.00</u>	<u>5,203.14</u>	<u>0.00</u>	<u>0.00</u>	
116838	MPD TRAFFIC DATA RECORDS	2021			150,539.72			150,539.72
				<u>0.00</u>	<u>150,539.72</u>	<u>0.00</u>	<u>0.00</u>	
116841	DISTRACTED DRIVING ENFORCEMENT	2021			885.00			885.00
				<u>0.00</u>	<u>885.00</u>	<u>0.00</u>	<u>0.00</u>	
116842	MPD ROADBLOCK PROGRAM	2021			4,241.47			4,241.47
				<u>0.00</u>	<u>4,241.47</u>	<u>0.00</u>	<u>0.00</u>	
116844	HIGH INTENSITY DRUG TRAFFIC'G	2021			120.03			120.03

County of Maui

Grant Revenues & Expenditures Quarterly Report - by Index and Fiscal Year as of 12/31/2020

Police

Index	Index Title	FY	Beginning Fund Balance	Revenue	Expenditures	Transfers In	Transfers Out	Ending Fund Balance
				0.00	120.03	0.00	0.00	
116846	STATE E911 WIRELESS COMMISSION	2021		(692,326.48)	800,734.01			108,407.53
				(692,326.48)	800,734.01	0.00	0.00	
116848	MPF TRAFFIC DRONE PROGRAM	2021		(9,787.90)	7,113.32			(2,674.58)
				(9,787.90)	7,113.32	0.00	0.00	
116849	MAUI POLICE AUXILIARY PRG	2021		(22,000.00)	22,000.00			0.00
				(22,000.00)	22,000.00	0.00	0.00	
166829	HC&S COMMUNITY INITIATIVE	2020	(585.16)		200.00			(385.16)
166829	HC&S COMMUNITY INITIATIVE	2021	(385.16)					(385.16)
				0.00	200.00	0.00	0.00	
166831	TRAINING GRANTS	2020	29,007.67		(27,257.68)			1,749.99
166831	TRAINING GRANTS	2021	1,749.99		5,287.51			7,037.50
				0.00	(21,970.17)	0.00	0.00	
176840	MPD ROADBLOCK PROGRAM	2020	300.00		(300.00)			0.00
				0.00	(300.00)	0.00	0.00	
186844	HIGH INTENSITY DRUG TRAFFIC'G	2020	20,272.89	(22,172.77)	1,899.88			0.00
				(22,172.77)	1,899.88	0.00	0.00	
186846	STATE E911 WIRELESS COMMISSION	2020	350,245.67		341,664.48			691,910.15
186846	STATE E911 WIRELESS COMMISSION	2021	691,910.15		182,893.62			874,803.77
				0.00	524,558.10	0.00	0.00	
186848	SW MULTI JURISDICTIONAL DRUG	2020	(2,343.00)					(2,343.00)
186848	SW MULTI JURISDICTIONAL DRUG	2021	(2,343.00)		2,363.99			20.99
				0.00	2,363.99	0.00	0.00	
196362	STATE FORFEITURE	2020	(888.08)	(3,637.00)				(4,525.08)
196362	STATE FORFEITURE	2021	(4,525.08)		3,593.20			(931.88)
				(3,637.00)	3,593.20	0.00	0.00	
196365	FEDERAL JUSTICE FORFEITURE	2020	(52,941.65)	(2,753.37)	34,801.33			(20,893.69)
196365	FEDERAL JUSTICE FORFEITURE	2021	(20,893.69)					(20,893.69)
				(2,753.37)	34,801.33	0.00	0.00	
196832	911 EMS DISPATCH COMMUNICATION	2020	(982.78)		982.78			0.00
				0.00	982.78	0.00	0.00	
196833	VIOLENCE AGAINST WOMEN Grant	2020	19,678.79	(30,380.00)	10,701.21			0.00

County of Maui

Grant Revenues & Expenditures Quarterly Report - by Index and Fiscal Year as of 12/31/2020

Police

Index	Index Title	FY	Beginning Fund Balance	Revenue	Expenditures	Transfers In	Transfers Out	Ending Fund Balance
				(30,380.00)	10,701.21	0.00	0.00	
196834	KALO PROGRAM	2020	13,819.51	(13,819.51)				0.00
				(13,819.51)	0.00	0.00	0.00	
196837	MPD TRAFFIC SERVICES	2020	33,324.20	(73,170.06)	39,845.86			0.00
				(73,170.06)	39,845.86	0.00	0.00	
196838	MPD TRAFFIC DATA RECORDS	2020	96,216.70	(100,735.98)	4,407.28			(112.00)
196838	MPD TRAFFIC DATA RECORDS	2021	(112.00)					(112.00)
				(100,735.98)	4,407.28	0.00	0.00	
196839	MPD SPEED ENFORCEMENT	2020	29,164.42	(82,516.53)	53,352.11			0.00
				(82,516.53)	53,352.11	0.00	0.00	
196840	CYBERCRIME UNIT ENFORCEMENT	2020	22,721.66	(84,482.77)	61,761.11			0.00
				(84,482.77)	61,761.11	0.00	0.00	
196841	DISTRACTED DRIVING ENFORCEMENT	2020	27,857.77	(28,739.48)	881.71			0.00
				(28,739.48)	881.71	0.00	0.00	
196842	MPD ROADBLOCK PROGRAM	2020	217,997.54	(325,291.74)	107,294.20			0.00
				(325,291.74)	107,294.20	0.00	0.00	
196843	MPD SEATBELT ENFORCEMENT	2020	20,943.02	(24,400.74)	3,457.72			0.00
				(24,400.74)	3,457.72	0.00	0.00	
196844	HIGH INTENSITY DRUG TRAFFIC'G	2020	20,544.45	(165,489.94)	144,945.49			(0.00)
				(165,489.94)	144,945.49	0.00	0.00	
196845	MAUI CHILD RESTRAINT PRG	2020	12,554.88	(16,981.98)	4,427.10			0.00
				(16,981.98)	4,427.10	0.00	0.00	
196846	STATE E911 WIRELESS COMMISSION	2020	320,354.44	(319,285.51)	(1,068.93)			0.00
				(319,285.51)	(1,068.93)	0.00	0.00	
196847	ENHANCED PHYSICAL EVIDENCE DET	2020		(55,685.00)	55,685.00			0.00
				(55,685.00)	55,685.00	0.00	0.00	
196857	POSITIVE OUTREACH INTERVENTION	2020	12,349.89	(63,108.55)	58,742.61			7,983.95
196857	POSITIVE OUTREACH INTERVENTION	2021	7,983.95	(7,623.95)	(360.00)			0.00
				(70,732.50)	58,382.61	0.00	0.00	
196858	SW MULTI-JURISDICTIONAL DRUG	2020		(41,613.00)	41,605.18			(7.82)
196858	SW MULTI-JURISDICTIONAL DRUG	2021	(7.82)		7.82			0.00

County of Maui

Police **Grant Revenues & Expenditures Quarterly Report - by Index and Fiscal Year as of 12/31/2020**

<u>Index</u>	<u>Index Title</u>	<u>FY</u>	<u>Beginning Fund Balance</u>	<u>Revenue</u>	<u>Expenditures</u>	<u>Transfers In</u>	<u>Transfers Out</u>	<u>Ending Fund Balance</u>
				<u>(41,613.00)</u>	<u>41,613.00</u>	<u>0.00</u>	<u>0.00</u>	
196860	PC FORENSIC SCIENCES IMPRV ACT	2020		(19,000.00)	19,228.94			228.94
196860	PC FORENSIC SCIENCES IMPRV ACT	2021	<u>228.94</u>	<u>(4,000.00)</u>	<u>4,297.06</u>			<u>526.00</u>
				<u>(23,000.00)</u>	<u>23,526.00</u>	<u>0.00</u>	<u>0.00</u>	
	Grand Total			(5,082,126.78)	5,330,472.27	0.00	0.00	

County of Maui

Fire and Public Safety

Grant Revenues & Expenditures Quarterly Report - by Index and Fiscal Year as of 12/31/2020

Index	Index Title	FY	Beginning Fund Balance	Revenue	Expenditures	Transfers In	Transfers Out	Ending Fund Balance
106049	FIRE/LEPC (DOH) HMEP	2020	(50,679.69)	(13,504.44)	5,869.60			(58,314.53)
106049	FIRE/LEPC (DOH) HMEP	2021	(58,314.53)	(7,765.81)				(66,080.34)
				<u>(21,270.25)</u>	<u>5,869.60</u>	<u>0.00</u>	<u>0.00</u>	
106057	FEMA FIRE MGT ASSISTANCE GRANT	2020			62,532.04			62,532.04
106057	FEMA FIRE MGT ASSISTANCE GRANT	2021	62,532.04	(62,986.99)				(454.95)
				<u>(62,986.99)</u>	<u>62,532.04</u>	<u>0.00</u>	<u>0.00</u>	
106819	MAKENA LIFEGUARD SERVICES	2020		(264,014.75)	792,044.25			528,029.50
106819	MAKENA LIFEGUARD SERVICES	2021	528,029.50	(528,029.50)				0.00
				<u>(792,044.25)</u>	<u>792,044.25</u>	<u>0.00</u>	<u>0.00</u>	
116047	PRIVATE DONATIONS-FIRE DEPT	2020	(5,400.48)					(5,400.48)
116047	PRIVATE DONATIONS-FIRE DEPT	2021	(5,400.48)	(3,000.00)				(8,400.48)
				<u>(3,000.00)</u>	<u>0.00</u>	<u>0.00</u>	<u>0.00</u>	
116733	AUTO EXTRICATION EQUIPMENT	2021		(21,444.24)	21,444.24			0.00
				<u>(21,444.24)</u>	<u>21,444.24</u>	<u>0.00</u>	<u>0.00</u>	
196055	FEMA FIRE TRAINING FUNDS	2020	8,892.19					8,892.19
196055	FEMA FIRE TRAINING FUNDS	2021	8,892.19					8,892.19
				<u>0.00</u>	<u>0.00</u>	<u>0.00</u>	<u>0.00</u>	
196802	HAWAII TOURISM AUTHORITY	2020	9,883.58	(124,734.61)	114,342.87			(508.16)
196802	HAWAII TOURISM AUTHORITY	2021	(508.16)					(508.16)
				<u>(124,734.61)</u>	<u>114,342.87</u>	<u>0.00</u>	<u>0.00</u>	
Grand Total				(1,025,480.34)	996,233.00	0.00	0.00	

County of Maui

Emergency Management Agency

Grant Revenues & Expenditures Quarterly Report - by Index and Fiscal Year as of 12/31/2020

Index	Index Title	FY	Beginning Fund Balance	Revenue	Expenditures	Transfers In	Transfers Out	Ending Fund Balance
106701	EMERGENCY MGT PERFORMANCE GRT	2021			6,999.13			6,999.13
				0.00	6,999.13	0.00	0.00	
106702	STATE HOMELAND SECURITY	2020		(851.66)	851.66			0.00
106702	STATE HOMELAND SECURITY	2021			6,456.20			6,456.20
				(851.66)	7,307.86	0.00	0.00	
166702	ST HOMELAND SECURITY	2020	404.95					404.95
166702	ST HOMELAND SECURITY	2021	404.95					404.95
				0.00	0.00	0.00	0.00	
176702	ST HOMELAND SECURITY	2020	(32,606.39)	(60,086.32)	47,643.26			(45,049.45)
176702	ST HOMELAND SECURITY	2021	(45,049.45)					(45,049.45)
				(60,086.32)	47,643.26	0.00	0.00	
186701	EMERGENCY MGT PERFORMANCE GRT	2020	19,709.16	(31,126.55)				(11,417.39)
186701	EMERGENCY MGT PERFORMANCE GRT	2021	(11,417.39)					(11,417.39)
				(31,126.55)	0.00	0.00	0.00	
186702	ST HOMELAND SECURITY	2020	69,919.04	(195,201.03)	27,254.75			(98,027.24)
186702	ST HOMELAND SECURITY	2021	(98,027.24)		(20,766.91)			(118,794.15)
				(195,201.03)	6,487.84	0.00	0.00	
196701	EMERGENCY MGT PERFORMANCE GRT	2020	40,304.04	(100,000.00)				(59,695.96)
196701	EMERGENCY MGT PERFORMANCE GRT	2021	(59,695.96)					(59,695.96)
				(100,000.00)	0.00	0.00	0.00	
196702	ST HOMELAND SECURITY	2020	84,374.46	(114,511.94)	167,410.16			137,272.68
196702	ST HOMELAND SECURITY	2021	137,272.68	(24,498.96)	94,325.75			207,099.47
				(139,010.90)	261,735.91	0.00	0.00	
196704	PRE-DISASTER MITIGATION	2020			112,888.54			112,888.54
196704	PRE-DISASTER MITIGATION	2021	112,888.54		8,111.46			121,000.00
				0.00	121,000.00	0.00	0.00	
Grand Total				(526,276.46)	451,174.00	0.00	0.00	

County of Maui

Housing and Human Concerns

Grant Revenues & Expenditures Quarterly Report - by Index and Fiscal Year as of 12/31/2020

Index	Index Title	FY	Beginning Fund Balance	Revenue	Expenditures	Transfers In	Transfers Out	Ending Fund Balance
106452	KAHULUI EMERGENCY HOUSING	2020			512,614.00			512,614.00
106452	KAHULUI EMERGENCY HOUSING	2021	512,614.00	(1,453,103.63)	2,738,504.29			1,798,014.66
				<u>(1,453,103.63)</u>	<u>3,251,118.29</u>	<u>0.00</u>	<u>0.00</u>	
106741	KUPUNA CARE PROGRAM	2020		(414,396.99)	447,072.06		28,972.71	61,647.78
106741	KUPUNA CARE PROGRAM	2021	61,647.78	(180,305.18)	158,584.23		62,055.23	101,982.06
				<u>(594,702.17)</u>	<u>605,656.29</u>	<u>0.00</u>	<u>91,027.94</u>	
106743	KUPUNA CAREGIVERS PROGRAM	2020		(33,827.76)				(33,827.76)
106743	KUPUNA CAREGIVERS PROGRAM	2021	(33,827.76)	(20,420.00)	27,934.00			(26,313.76)
				<u>(54,247.76)</u>	<u>27,934.00</u>	<u>0.00</u>	<u>0.00</u>	
106754	A&B KOKUA GIVING CONTRIBUTION	2020		(20,000.00)	7,750.00			(12,250.00)
106754	A&B KOKUA GIVING CONTRIBUTION	2021	(12,250.00)		12,250.00			0.00
				<u>(20,000.00)</u>	<u>20,000.00</u>	<u>0.00</u>	<u>0.00</u>	
106758	ASSTD TRANSPORT PVT CONTRIB	2020		(13,256.44)	13,256.44			0.00
				<u>(13,256.44)</u>	<u>13,256.44</u>	<u>0.00</u>	<u>0.00</u>	
106760	CONGREGATE MLS PVT DONATION	2020		(78,196.61)	78,196.61			0.00
				<u>(78,196.61)</u>	<u>78,196.61</u>	<u>0.00</u>	<u>0.00</u>	
106762	HOME DEL MEALS PVT DONATION	2020		(103,237.01)	103,237.01			0.00
				<u>(103,237.01)</u>	<u>103,237.01</u>	<u>0.00</u>	<u>0.00</u>	
106764	ASSIST TRANSPORT-KUPUNA	2020			114,865.22	(114,865.22)		(0.00)
				<u>0.00</u>	<u>114,865.22</u>	<u>(114,865.22)</u>	<u>0.00</u>	
106765	CONGREGATE MEALS TITTLE III	2020			132,109.64	(132,109.64)		(0.00)
				<u>0.00</u>	<u>132,109.64</u>	<u>(132,109.64)</u>	<u>0.00</u>	
106766	HOME DEL MEALS KUPUNA	2020			101,000.00	(101,000.00)		(0.00)
				<u>0.00</u>	<u>101,000.00</u>	<u>(101,000.00)</u>	<u>0.00</u>	
106767	HOME DELIVERED MLS TITLE III	2020			98,692.44	(98,692.44)		0.00
				<u>0.00</u>	<u>98,692.44</u>	<u>(98,692.44)</u>	<u>0.00</u>	
106769	AGING TITLE IIIB	2020		(46,595.52)	101,303.85			54,708.33
106769	AGING TITLE IIIB	2021	54,708.33	(199,555.57)	235,706.05			90,858.81
				<u>(246,151.09)</u>	<u>337,009.90</u>	<u>0.00</u>	<u>0.00</u>	
106771	RETIRED & SR VOL PRG FY2020	2020			15,939.17			15,939.17
106771	RETIRED & SR VOL PRG FY2020	2021	15,939.17	(29,980.00)	33,416.93			19,376.10
				<u>(29,980.00)</u>	<u>49,356.10</u>	<u>0.00</u>	<u>0.00</u>	

County of Maui

Housing and Human Concerns

Grant Revenues & Expenditures Quarterly Report - by Index and Fiscal Year as of 12/31/2020

Index	Index Title	FY	Beginning Fund Balance	Revenue	Expenditures	Transfers In	Transfers Out	Ending Fund Balance
106772	NUTRITION SVCS INCENTIVE	2020		(154,623.00)	34,681.00			(119,942.00)
106772	NUTRITION SVCS INCENTIVE	2021	(119,942.00)					(119,942.00)
				<u>(154,623.00)</u>	<u>34,681.00</u>	<u>0.00</u>	<u>0.00</u>	
106776	AGING TITLE IIIC-1	2020		(28,961.41)	30,287.00		24,501.05	25,826.64
106776	AGING TITLE IIIC-1	2021	25,826.64	(70,752.10)	86,115.77		66,210.50	107,400.81
				<u>(99,713.51)</u>	<u>116,402.77</u>	<u>0.00</u>	<u>90,711.55</u>	
106777	AGING TITLE IIIC-2	2020			45,651.25		10,905.00	56,556.25
106777	AGING TITLE IIIC-2	2021	56,556.25	(159,421.53)	63,538.50		106,705.26	67,378.48
				<u>(159,421.53)</u>	<u>109,189.75</u>	<u>0.00</u>	<u>117,610.26</u>	
106779	AGING TITLE IIIE	2020		(30,879.81)	45,295.81			14,416.00
106779	AGING TITLE IIIE	2021	14,416.00	(38,863.50)	40,780.50			16,333.00
				<u>(69,743.31)</u>	<u>86,076.31</u>	<u>0.00</u>	<u>0.00</u>	
107480	SEC 8 HOUSING VOUCHER FY20	2020		(21,159,423.78)	21,557,840.31	(1,012,781.61)	33,477.62	(580,887.46)
107480	SEC 8 HOUSING VOUCHER FY20	2021	(580,887.46)		2,489.99			(578,397.47)
				<u>(21,159,423.78)</u>	<u>21,560,330.30</u>	<u>(1,012,781.61)</u>	<u>33,477.62</u>	
107481	SEC 8 HOUSING ADMIN FY20	2020		(2,027,775.63)	1,123,872.14			(903,903.49)
107481	SEC 8 HOUSING ADMIN FY20	2021	(903,903.49)		148.82			(903,754.67)
				<u>(2,027,775.63)</u>	<u>1,124,020.96</u>	<u>0.00</u>	<u>0.00</u>	
107482	FSS COORDINATOR GRANT	2020		(29,566.36)	22,376.36			(7,190.00)
107482	FSS COORDINATOR GRANT	2021	(7,190.00)					(7,190.00)
				<u>(29,566.36)</u>	<u>22,376.36</u>	<u>0.00</u>	<u>0.00</u>	
107484	FAM SELF-SUFFICIENCY PRG	2020			3,595.00			3,595.00
107484	FAM SELF-SUFFICIENCY PRG	2021	3,595.00	(28,755.00)	25,165.00			5.00
				<u>(28,755.00)</u>	<u>28,760.00</u>	<u>0.00</u>	<u>0.00</u>	
116429	AGING & DISABILITY RESOURCE	2021		(49,812.31)	123,725.28			73,912.97
				<u>(49,812.31)</u>	<u>123,725.28</u>	<u>0.00</u>	<u>0.00</u>	
116440	HEALTHY AGING PARTNERSHIP	2021		(28,531.48)	47,828.45			19,296.97
				<u>(28,531.48)</u>	<u>47,828.45</u>	<u>0.00</u>	<u>0.00</u>	
116754	A&B KOKUA GIVING CONTRIBUTION	2021		(20,000.00)				(20,000.00)
				<u>(20,000.00)</u>	<u>0.00</u>	<u>0.00</u>	<u>0.00</u>	
116758	ASSTD TRANSPORT PVT CONTRIB	2021		(5,616.32)	3,078.41			(2,537.91)
				<u>(5,616.32)</u>	<u>3,078.41</u>	<u>0.00</u>	<u>0.00</u>	

County of Maui

Housing and Human Concerns

Grant Revenues & Expenditures Quarterly Report - by Index and Fiscal Year as of 12/31/2020

Index	Index Title	FY	Beginning Fund Balance	Revenue	Expenditures	Transfers In	Transfers Out	Ending Fund Balance
116760	CONGREGATE MLS PVT DONATION	2021		(31,948.25)	26,038.25			(5,910.00)
				<u>(31,948.25)</u>	<u>26,038.25</u>	<u>0.00</u>	<u>0.00</u>	
116762	HOME DEL MEALS PVT DONATION	2021		(57,532.00)	49,646.00			(7,886.00)
				<u>(57,532.00)</u>	<u>49,646.00</u>	<u>0.00</u>	<u>0.00</u>	
116764	ASSIST TRANSPORT-KUPUNA	2021			56,299.63	(48,972.14)		7,327.49
				<u>0.00</u>	<u>56,299.63</u>	<u>(48,972.14)</u>	<u>0.00</u>	
116765	CONGREGATE MEALS TITLE III	2021			78,115.20	(66,210.50)		11,904.70
				<u>0.00</u>	<u>78,115.20</u>	<u>(66,210.50)</u>	<u>0.00</u>	
116766	HOME DEL MEALS KUPUNA	2021			97,108.50	(89,142.50)		7,966.00
				<u>0.00</u>	<u>97,108.50</u>	<u>(89,142.50)</u>	<u>0.00</u>	
116767	HOME DELIVERED MLS TITLE III	2021			46,870.80	(31,617.80)		15,253.00
				<u>0.00</u>	<u>46,870.80</u>	<u>(31,617.80)</u>	<u>0.00</u>	
116768	MATSON FOUNDATION CONTRIB	2021		(1,000.00)	525.00			(475.00)
				<u>(1,000.00)</u>	<u>525.00</u>	<u>0.00</u>	<u>0.00</u>	
117480	SEC 8 HOUSING VOUCHER FY21	2021		(10,554,601.42)	11,140,247.29		13,540.00	599,185.87
				<u>(10,554,601.42)</u>	<u>11,140,247.29</u>	<u>0.00</u>	<u>13,540.00</u>	
117481	SEC 8 HOUSING ADMIN FY21	2021		(896,212.59)	370,840.36			(525,372.23)
				<u>(896,212.59)</u>	<u>370,840.36</u>	<u>0.00</u>	<u>0.00</u>	
156429	AGING & DISABILITY RESOURCE	2020	69,325.37	(410,573.07)	377,711.17			36,463.47
156429	AGING & DISABILITY RESOURCE	2021	36,463.47	(109,216.81)	84,152.01			11,398.67
				<u>(519,789.88)</u>	<u>461,863.18</u>	<u>0.00</u>	<u>0.00</u>	
156440	HEALTHY AGING PARTNERSHIP	2020	14,312.37	(117,616.00)	113,311.43			10,007.80
156440	HEALTHY AGING PARTNERSHIP	2021	10,007.80	(10,007.80)				0.00
				<u>(127,623.80)</u>	<u>113,311.43</u>	<u>0.00</u>	<u>0.00</u>	
156443	HEALTHY AGING VOL CONTRIB	2020	(40,182.17)	(25,361.25)	57,694.50			(7,848.92)
156443	HEALTHY AGING VOL CONTRIB	2021	(7,848.92)	(1,810.00)	1,140.00			(8,518.92)
				<u>(27,171.25)</u>	<u>58,834.50</u>	<u>0.00</u>	<u>0.00</u>	
156449	HOME FFY14 ADMINISTRATION	2020	2,435.26	(7,236.77)	4,801.51			0.00
156449	HOME FFY14 ADMINISTRATION	2021			3,576.88			3,576.88
				<u>(7,236.77)</u>	<u>8,378.39</u>	<u>0.00</u>	<u>0.00</u>	
166763	LEISURE ACTIVITIES FY16	2020	(442.63)		442.63			0.00
				<u>0.00</u>	<u>442.63</u>	<u>0.00</u>	<u>0.00</u>	

County of Maui

Housing and Human Concerns

Grant Revenues & Expenditures Quarterly Report - by Index and Fiscal Year as of 12/31/2020

Index	Index Title	FY	Beginning Fund Balance	Revenue	Expenditures	Transfers In	Transfers Out	Ending Fund Balance
166774	STRATEGIC PREVENTION FRAMEWRK	2020	85,383.47	(138,307.21)	83,838.75			30,915.01
166774	STRATEGIC PREVENTION FRAMEWRK	2021	30,915.01	(55,910.15)	24,247.41			(747.73)
				<u>(194,217.36)</u>	<u>108,086.16</u>	<u>0.00</u>	<u>0.00</u>	
176600	AGING TIII-A EDUC/TRNG 97	2020	.10					0.10
176600	AGING TIII-A EDUC/TRNG 97	2021	.10					0.10
				<u>0.00</u>	<u>0.00</u>	<u>0.00</u>	<u>0.00</u>	
176763	LEISURE ACTIVITIES FY17	2020	(94,806.30)		37,071.35			(57,734.95)
176763	LEISURE ACTIVITIES FY17	2021	(57,734.95)		9,047.00			(48,687.95)
				<u>0.00</u>	<u>46,118.35</u>	<u>0.00</u>	<u>0.00</u>	
176769	AGING TITLE III PRGS	2020	2,275.00	(8,714.82)	6,439.82			0.00
				<u>(8,714.82)</u>	<u>6,439.82</u>	<u>0.00</u>	<u>0.00</u>	
176773	ELDER ABUSE PREVENTION SY17	2020	17,599.98	(22,040.94)	4,440.96			0.00
				<u>(22,040.94)</u>	<u>4,440.96</u>	<u>0.00</u>	<u>0.00</u>	
177712	SEC.8 FAMILY SELF-SUFFICIENT	2020	(115,217.32)	(985.19)	10,429.02	(33,477.62)		(139,251.11)
177712	SEC.8 FAMILY SELF-SUFFICIENT	2021	(139,251.11)	(283.44)		(13,540.00)		(153,074.55)
				<u>(1,268.63)</u>	<u>10,429.02</u>	<u>(47,017.62)</u>	<u>0.00</u>	
186449	HOME FFY17 ADMINISTRATION	2020	4,035.55	(4,745.02)	7,592.34			6,882.87
186449	HOME FFY17 ADMINISTRATION	2021	6,882.87	(7,056.67)	2,426.82			2,253.02
				<u>(11,801.69)</u>	<u>10,019.16</u>	<u>0.00</u>	<u>0.00</u>	
186451	HOME FFY17 KAIWAHINE VILLAGE	2020	93,364.86	(156,250.00)	112,885.14			50,000.00
186451	HOME FFY17 KAIWAHINE VILLAGE	2021	50,000.00	(50,000.00)				0.00
				<u>(206,250.00)</u>	<u>112,885.14</u>	<u>0.00</u>	<u>0.00</u>	
186453	HOME FFY17 KAHOMA RESIDENTIAL	2020	85,197.20	(208,916.18)	123,718.98			0.00
				<u>(208,916.18)</u>	<u>123,718.98</u>	<u>0.00</u>	<u>0.00</u>	
186455	NATL HTF KAIWAHINE PHASE II	2020	176,259.26	(232,564.50)	123,879.05			67,573.81
186455	NATL HTF KAIWAHINE PHASE II	2021	67,573.81	(67,573.81)				0.00
				<u>(300,138.31)</u>	<u>123,879.05</u>	<u>0.00</u>	<u>0.00</u>	
186457	NATL HTF ADMINISTRATION	2020	196.20	(1,630.88)	1,434.68			0.00
				<u>(1,630.88)</u>	<u>1,434.68</u>	<u>0.00</u>	<u>0.00</u>	
186741	KUPUNA CARE PROGRAM	2020	60,872.87	(106,378.59)	43,100.22		2,405.50	0.00
				<u>(106,378.59)</u>	<u>43,100.22</u>	<u>0.00</u>	<u>2,405.50</u>	
186743	KUPUNA CAREGIVERS PROGRAM	2020	20,425.00	(108,144.76)	88,951.76			1,232.00

County of Maui

Housing and Human Concerns

Grant Revenues & Expenditures Quarterly Report - by Index and Fiscal Year as of 12/31/2020

Index	Index Title	FY	Beginning Fund Balance	Revenue	Expenditures	Transfers In	Transfers Out	Ending Fund Balance
186743	KUPUNA CAREGIVERS PROGRAM	2021	1,232.00	(1,232.00)	8,640.00	0.00	0.00	8,640.00
				(109,376.76)	97,591.76			
186763	LEISURE ACTIVITIES FY18	2020	(83,808.87)					(83,808.87)
186763	LEISURE ACTIVITIES FY18	2021	(83,808.87)					(83,808.87)
				0.00	0.00	0.00	0.00	
186769	AGING TITLE IIIB	2020	93,512.27	(93,512.27)				0.00
				(93,512.27)	0.00	0.00	0.00	
186770	STATE HEALTH INS ASST PRG	2020	(3,273.51)	(8,210.00)				(11,483.51)
186770	STATE HEALTH INS ASST PRG	2021	(11,483.51)	(3,350.00)				(14,833.51)
				(11,560.00)	0.00	0.00	0.00	
186773	ELDER ABUSE PREVENTION SY18	2020	14,795.14	(26,492.00)	11,696.86			0.00
				(26,492.00)	11,696.86	0.00	0.00	
186776	AGING TITLE IIIC-1	2020	(43,584.19)	43,354.32	229.87			(0.00)
				43,354.32	229.87	0.00	0.00	
186777	AGING TITLE IIIC-2	2020	49,357.97	(71,632.37)			22,274.40	0.00
				(71,632.37)	0.00	0.00	22,274.40	
186778	AGING TITLE IIID	2020	13,815.13	(13,848.00)	32.87			0.00
				(13,848.00)	32.87	0.00	0.00	
186779	AGING TITLE IIIE	2020	(7,250.75)	1,902.25	5,348.50			0.00
				1,902.25	5,348.50	0.00	0.00	
187480	SEC 8 HOUSING VOUCHER FY18	2020	(1,817.00)				1,817.00	0.00
				0.00	0.00	0.00	1,817.00	
187481	SEC 8 HOUSING ADMIN FY18	2020	99.00					99.00
187481	SEC 8 HOUSING ADMIN FY18	2021	99.00				(99.00)	0.00
				0.00	0.00	0.00	(99.00)	
196741	KUPUNA CARE PROGRAM	2020	98,764.62	(616,824.87)	429,084.77		143,360.05	54,384.57
196741	KUPUNA CARE PROGRAM	2021	54,384.57	(135,630.54)	154,918.62		971.95	74,644.60
				(752,455.41)	584,003.39	0.00	144,332.00	
196759	CONGREGATE MEALS NSIP FY19	2020			47,276.05	(47,276.05)		0.00
				0.00	47,276.05	(47,276.05)	0.00	
196761	HOME DELIVERED MEALS NSIP FY19	2020			382.00	(382.00)		0.00
				0.00	382.00	(382.00)	0.00	

County of Maui

Housing and Human Concerns

Grant Revenues & Expenditures Quarterly Report - by Index and Fiscal Year as of 12/31/2020

Index	Index Title	FY	Beginning Fund Balance	Revenue	Expenditures	Transfers In	Transfers Out	Ending Fund Balance
196769	AGING TITLE IIIB	2020	75,686.74	(316,191.44)	282,649.76			42,145.06
196769	AGING TITLE IIIB	2021	42,145.06	(53,569.56)	11,424.50			0.00
				(369,761.00)	294,074.26	0.00	0.00	
196771	RSVP RETIRED & SR VOL PRG	2020	19,108.12	(73,350.00)	54,241.88			0.00
				(73,350.00)	54,241.88	0.00	0.00	
196772	NUTRITION SVCS INCENTIVE	2020	(82,205.05)	(382.00)	34,929.00		47,658.05	0.00
				(382.00)	34,929.00	0.00	47,658.05	
196773	ELDER ABUSE PREVENTION SY19	2020	1,062.50	(14,203.79)	9,488.11			(3,653.18)
196773	ELDER ABUSE PREVENTION SY19	2021	(3,653.18)	(3,236.04)				(6,889.22)
				(17,439.83)	9,488.11	0.00	0.00	
196776	AGING TITLE IIIC-1	2020	14,802.86	(126,025.46)	26,088.18		107,608.59	22,474.17
196776	AGING TITLE IIIC-1	2021	22,474.17	(22,474.17)				0.00
				(148,499.63)	26,088.18	0.00	107,608.59	
196777	AGING TITLE IIIC-2	2020		(90,991.93)			106,640.00	15,648.07
196777	AGING TITLE IIIC-2	2021	15,648.07	(15,648.07)				0.00
				(106,640.00)	0.00	0.00	106,640.00	
196778	AGING TITLE IIID	2020	3,087.50	(16,331.00)	13,243.50			0.00
				(16,331.00)	13,243.50	0.00	0.00	
196779	AGING TITLE IIIE	2020	26,015.00	(61,919.00)	35,904.00			0.00
				(61,919.00)	35,904.00	0.00	0.00	
197480	SEC 8 HOUSING VOUCHER FY19	2020	(617,810.06)		(1,096.00)			(618,906.06)
197480	SEC 8 HOUSING VOUCHER FY19	2021	(618,906.06)					(618,906.06)
				0.00	(1,096.00)	0.00	0.00	
197481	SEC 8 HOUSING ADMIN FY19	2020	(342,201.75)		228.96			(341,972.79)
197481	SEC 8 HOUSING ADMIN FY19	2021	(341,972.79)				341,972.79	0.00
				0.00	228.96	0.00	341,972.79	
197741	SEC8 HSG ASST PYMTS(HAP)-NRA	2020	(1,609,201.86)	(11,154.81)		(1,817.00)	1,012,781.61	(609,392.06)
197741	SEC8 HSG ASST PYMTS(HAP)-NRA	2021	(609,392.06)	(1,941.72)		(341,972.79)		(953,306.57)
				(13,096.53)	0.00	(343,789.79)	1,012,781.61	
197751	SEC8 HSG ASST PYMTS(ADM)-NRA	2020	(2,001,569.87)	(15,182.70)				(2,016,752.57)
197751	SEC8 HSG ASST PYMTS(ADM)-NRA	2021	(2,016,752.57)	(3,699.99)		99.00		(2,020,353.56)
				(18,882.69)	0.00	99.00	0.00	

County of Maui

Housing and Human Concerns

Grant Revenues & Expenditures Quarterly Report - by Index and Fiscal Year as of 12/31/2020

Index	Index Title	FY	Beginning Fund Balance	Revenue	Expenditures	Transfers In	Transfers Out	Ending Fund Balance
	Grand Total			(41,570,252.22)	42,501,637.42	(2,133,758.31)	2,133,758.31	

County of Maui

Parks and Recreation

Grant Revenues & Expenditures Quarterly Report - by Index and Fiscal Year as of 12/31/2020

Index	Index Title	FY	Beginning Fund Balance	Revenue	Expenditures	Transfers In	Transfers Out	Ending Fund Balance
106795	PLAY & LEARN SESSIONS (PALS)	2020		(28,353.15)	28,353.15			0.00
				<u>(28,353.15)</u>	<u>28,353.15</u>	<u>0.00</u>	<u>0.00</u>	
196795	PLAY & LEARN SESSIONS (PALS)	2020	34,163.10	(34,163.10)				0.00
				<u>(34,163.10)</u>	<u>0.00</u>	<u>0.00</u>	<u>0.00</u>	
196797	NO KID HUNGRY	2020		(4,934.23)	4,934.23			0.00
				<u>(4,934.23)</u>	<u>4,934.23</u>	<u>0.00</u>	<u>0.00</u>	
	Grand Total			(67,450.48)	33,287.38	0.00	0.00	

County of Maui

Public Works

Grant Revenues & Expenditures Quarterly Report - by Index and Fiscal Year as of 12/31/2020

<u>Index</u>	<u>Index Title</u>	<u>FY</u>	<u>Beginning Fund Balance</u>	<u>Revenue</u>	<u>Expenditures</u>	<u>Transfers In</u>	<u>Transfers Out</u>	<u>Ending Fund Balance</u>
106575	HARDENING OF MAUI CO HWY DIV	2021			29,842.69			29,842.69
				0.00	29,842.69	0.00	0.00	
116502	FHWA PROJS STATE REVIEWS	2020	119,141.42	(23,116.23)	8,033.93			104,059.12
116502	FHWA PROJS STATE REVIEWS	2021	104,059.12					104,059.12
				(23,116.23)	8,033.93	0.00	0.00	
146660	FHWA VARIOUS PROJECTS COUNTY	2020	13,597.68	(13,327.40)	16,659.24			16,929.52
146660	FHWA VARIOUS PROJECTS COUNTY	2021	16,929.52	(431.83)				16,497.69
				(13,759.23)	16,659.24	0.00	0.00	
186892	SOH DAPARTMENT OF HEALTH	2020	(5,521.58)	5,521.58	5,521.58			5,521.58
186892	SOH DAPARTMENT OF HEALTH	2021	5,521.58	(5,521.58)				0.00
				0.00	5,521.58	0.00	0.00	
Grand Total				(36,875.46)	60,057.44	0.00	0.00	

County of Maui

Transportation

Grant Revenues & Expenditures Quarterly Report - by Index and Fiscal Year as of 12/31/2020

<u>Index</u>	<u>Index Title</u>	<u>FY</u>	<u>Beginning Fund Balance</u>	<u>Revenue</u>	<u>Expenditures</u>	<u>Transfers In</u>	<u>Transfers Out</u>	<u>Ending Fund Balance</u>
106909	FTA SEC5311 NON-URBANIZED	2021		(537,140.00)				(537,140.00)
				<u>(537,140.00)</u>	<u>0.00</u>	<u>0.00</u>	<u>0.00</u>	
106915	FHWA MAUI MPO FY20 UPWP	2020		(4,919.31)	84,229.47			79,310.16
106915	FHWA MAUI MPO FY20 UPWP	2021	79,310.16	(166,603.96)	132,020.07			44,726.27
				<u>(171,523.27)</u>	<u>216,249.54</u>	<u>0.00</u>	<u>0.00</u>	
116915	FHWA MAUI MPO FY21 UPWP	2021		(50,000.00)				(50,000.00)
				<u>(50,000.00)</u>	<u>0.00</u>	<u>0.00</u>	<u>0.00</u>	
176909	FTA SEC5311 NON-URBANIZED	2020	(120.85)					(120.85)
176909	FTA SEC5311 NON-URBANIZED	2021	(120.85)					(120.85)
				<u>0.00</u>	<u>0.00</u>	<u>0.00</u>	<u>0.00</u>	
176911	FHWA MAUI METRO PLANNING ORG	2020	29,703.84	(29,843.79)				(139.95)
176911	FHWA MAUI METRO PLANNING ORG	2021	(139.95)					(139.95)
				<u>(29,843.79)</u>	<u>0.00</u>	<u>0.00</u>	<u>0.00</u>	
186909	FTA SEC5311 NON-URBANIZED	2020	296,643.33	(482,092.00)	83,491.14			(101,957.53)
186909	FTA SEC5311 NON-URBANIZED	2021	(101,957.53)		32,006.75			(69,950.78)
				<u>(482,092.00)</u>	<u>115,497.89</u>	<u>0.00</u>	<u>0.00</u>	
186912	FHWA MAUI MPO FY18 UPWP	2020	104,701.02	(178,527.35)	73,829.06			2.73
186912	FHWA MAUI MPO FY18 UPWP	2021	2.73					2.73
				<u>(178,527.35)</u>	<u>73,829.06</u>	<u>0.00</u>	<u>0.00</u>	
186913	SEC5307 URBANIZED AREA FORMULA	2020	1,040,364.80	(1,040,365.00)				(0.20)
186913	SEC5307 URBANIZED AREA FORMULA	2021	(.20)					(0.20)
				<u>(1,040,365.00)</u>	<u>0.00</u>	<u>0.00</u>	<u>0.00</u>	
186914	FTA MAUI MPO FY18 UPWP	2020	175,064.47	(141,521.00)	24,935.53			58,479.00
186914	FTA MAUI MPO FY18 UPWP	2021	58,479.00	(58,479.00)				0.00
				<u>(200,000.00)</u>	<u>24,935.53</u>	<u>0.00</u>	<u>0.00</u>	
196913	SEC5307 URBANIZED AREA FORMULA	2021		(1,930,765.00)	1,930,764.80			(0.20)
				<u>(1,930,765.00)</u>	<u>1,930,764.80</u>	<u>0.00</u>	<u>0.00</u>	
196914	FTA MAUI MPO FY19 UPWP	2020	14,660.45		84,181.17			98,841.62
196914	FTA MAUI MPO FY19 UPWP	2021	98,841.62	(100,000.00)	1,158.38			(0.00)
				<u>(100,000.00)</u>	<u>85,339.55</u>	<u>0.00</u>	<u>0.00</u>	
196915	FHWA MAUI MPO FY19 UPWP	2020	123,503.98	(51,691.93)	128,992.37			200,804.42
196915	FHWA MAUI MPO FY19 UPWP	2021	200,804.42	(50,446.86)	58,437.07			208,794.63

County of Maui

Transportation

Grant Revenues & Expenditures Quarterly Report - by Index and Fiscal Year as of 12/31/2020

Index	Index Title	FY	Beginning Fund Balance	Revenue	Expenditures	Transfers In	Transfers Out	Ending Fund Balance
				(102,138.79)	187,429.44	0.00	0.00	
	Grand Total			(4,822,395.20)	2,634,045.81	0.00	0.00	

County of Maui


Environmental Management

Grant Revenues & Expenditures Quarterly Report - by Index and Fiscal Year as of 12/31/2020

Index	Index Title	FY	Beginning Fund Balance	Revenue	Expenditures	Transfers In	Transfers Out	Ending Fund Balance
106905	ELECTRONIC WASTE COLLECTION	2020			112,017.06			112,017.06
106905	ELECTRONIC WASTE COLLECTION	2021	112,017.06					112,017.06
				0.00	112,017.06	0.00	0.00	
136038	W MAUI RECYCLED WTR SYSTEM EXP	2020	(548,353.99)					(548,353.99)
136038	W MAUI RECYCLED WTR SYSTEM EXP	2021	(548,353.99)					(548,353.99)
				0.00	0.00	0.00	0.00	
146906	HYATT/W MAUI RECYCLED WATER	2020	(475,476.00)					(475,476.00)
146906	HYATT/W MAUI RECYCLED WATER	2021	(475,476.00)					(475,476.00)
				0.00	0.00	0.00	0.00	
146907	STARWOOD/W MAUI RECYCLED WATER	2020	(1,397,880.00)					(1,397,880.00)
146907	STARWOOD/W MAUI RECYCLED WATER	2021	(1,397,880.00)					(1,397,880.00)
				0.00	0.00	0.00	0.00	
196015	State of Hawaii DOH 604b Grant	2020			29,025.33			29,025.33
196015	State of Hawaii DOH 604b Grant	2021	29,025.33	(29,025.33)	49,427.78			49,427.78
				(29,025.33)	78,453.11	0.00	0.00	
196907	ADVANCE GLASS DISP FEE	2020	115,390.00		(115,390.00)			0.00
				0.00	(115,390.00)	0.00	0.00	
196909	ELECTRONIC DEVICE RECYCLING	2020	160,000.00					160,000.00
196909	ELECTRONIC DEVICE RECYCLING	2021	160,000.00					160,000.00
				0.00	0.00	0.00	0.00	
Grand Total				(29,025.33)	75,080.17	0.00	0.00	

III. Expenditures

III.A. Operations by Activity



County of Maui
Statement of Appropriations and Expenditures
Operations by Activity
Fiscal Year Ending 6/30/21 - as of 12/31/2020

Activity * Program ** Fund *** Department	Prior Year Encumbrance 6/30/2020	Amended Annual Estimate	Year to Date Expended	Current Encumbrance 12/31/2020	Balance Available	% of Budget Available
County Council						
01000 Council services	670,640	7,055,506	2,636,685	751,195	4,338,269	61.5 %
01001 Sustainable Molokai		500,000			500,000	100.0 %
010 * COUNCIL SERVICES PROGRAM	670,640	7,555,506	2,636,685	751,195	4,838,269	64.0 %
01300 COUNTY AUDITOR PROGRAM	309,006	1,302,678	466,091	368,687	776,907	59.6 %
013 * COUNTY AUDITOR PROGRAM	309,006	1,302,678	466,091	368,687	776,907	59.6 %
Fund ** GENERAL FUND	979,646	8,858,184	3,102,776	1,119,882	5,615,176	63.4 %
Dept *** County Council	979,646	8,858,184	3,102,776	1,119,882	5,615,176	63.4 %
County Clerk						
02000 County clerk	378,499	1,869,140	868,736	328,589	1,050,315	56.2 %
020 * COUNTY CLERK PROGRAM	378,499	1,869,140	868,736	328,589	1,050,315	56.2 %
Fund ** GENERAL FUND	378,499	1,869,140	868,736	328,589	1,050,315	56.2 %
Dept *** County Clerk	378,499	1,869,140	868,736	328,589	1,050,315	56.2 %
Office of the Mayor						
03000 Office of mayor administration	4,381	2,336,426	847,490	64,111	1,429,206	61.2 %
04054 Environmental protection		2,500,000		225,000	2,275,000	91.0 %
04082 Maui soil/water conservation		183,000	45,750	137,250		0.0 %
04083 Soil/water conservation-Moloka		30,000			30,000	100.0 %
04117 Renewable energy programs		275,000	1,750		273,250	99.4 %
04126 COQUI FROG ERADICATION PRJ		1,000,000			1,000,000	100.0 %
04153 Committee on Status of Women		11,000	3,687		7,313	66.5 %
030 * OFFICE OF MAYOR ADMIN PROGRAM	4,381	6,335,426	898,677	426,361	5,014,769	79.2 %
04000 Economic development	129,248	1,322,688	534,180	122,846	794,909	60.1 %
04001 Molokai economic dev & cultura	89,564	140,000	24,345	66,000	139,219	99.4 %
04009 Agriculture promotion	64,174	594,748	20,877	107,840	530,206	89.1 %

County of Maui
Statement of Appropriations and Expenditures
Operations by Activity
Fiscal Year Ending 6/30/21 - as of 12/31/2020

Activity	Prior Year	Amended	Year	Current	Balance	% of
* Program ** Fund *** Department	Encumbrance	Annual	to Date	Encumbrance	Available	Budget
	6/30/2020	Estimate	Expended	12/31/2020		Available
04011 Film industry promotions	495	116,000	17,362	495	98,638	85.0 %
04013 Maui county farm bureau	222,428	400,000	182,589	39,840	400,000	100.0 %
04014 Maui economic development boar	622,217	925,000	356,020	266,197	925,000	100.0 %
04015 Maui visitors bureau	577,352	1,500,000	917,080	1,160,273		0.0 %
04017 Small business/high tech promo	40,079	175,000	858	39,704	174,517	99.7 %
04030 Maui arts & cultural center		318,000			318,000	100.0 %
04037 Business research library	69,422	70,000		139,422		0.0 %
04044 Culture & arts		200,000			200,000	100.0 %
04054 Environmental protection	1,478,713		343,752	1,134,960	2	-
04057 East Maui econ dev/cultural	101,400	140,000	60,400	76,000	105,000	75.0 %
04066 UH tropical ag/human resources	97,165	150,000	5,241	91,924	150,000	100.0 %
04068 MEO bus dev cp microenterprise	81,311	285,000	74,090	284,920	7,301	2.6 %
04070 Maui nui botanical gardens	16,314	150,000	16,314		150,000	100.0 %
04079 Maui Arts&Cult Capital	1,413,769	600,000		1,413,769	600,000	100.0 %
04081 Grnt-Maui comm theater-lao imp	49,649	53,045	25,000	24,649	53,045	100.0 %
04083 Soil/water conservation-Moloka	15,000		8,500	6,500		-
04092 CULTURAL & ARTS PROGRAM		50,000		20,000	30,000	60.0 %
04093 Molokai Livestock Cooperative	23,006	10,000	10,000	13,006	10,000	100.0 %
04113 Ka Ipu Kukui fellows leadrshp	8,790	34,000		8,790	34,000	100.0 %
04117 Renewable energy programs	168,651		11,451	157,198	2	-
04118 Grnts Friends of Maui H School	14,029	65,000		14,029	65,000	100.0 %
04125 Maui Eco Dev Brd-Maui HS prg m	29,393	60,000	317	29,076	60,000	100.0 %
04126 COQUI FROG ERADICATION PRJ	2,200,631		347,272	1,853,358		-
04130 HAI-MAK-PAI ECO DEVT&CULTURAL	105,727	140,000	5,000	84,227	156,500	111.8 %
04135 Ma Ka Hana Ka Ike-OED	94,696	345,000	94,696	345,000		0.0 %
04138 SMaui economic dev & cultura	38,230	140,000	12,580	40,650	125,000	89.3 %
04139 Festivals of aloha		100,000		100,000		0.0 %
04140 WMaui economic dev & cultura	48,325	140,000	23,378	9,948	155,000	110.7 %
04144 250TH CELEB OF QUEEN KAAHUMANU	36,693			36,693		-

County of Maui
Statement of Appropriations and Expenditures
Operations by Activity
Fiscal Year Ending 6/30/21 - as of 12/31/2020

Activity	Prior Year	Amended	Year	Current	Balance	% of
* Program ** Fund *** Department	Encumbrance	Annual	to Date	Encumbrance	Available	Budget
	6/30/2020	Estimate	Expended	12/31/2020		Available
04145 Lanai eco dev & cultural prgs	49,009	140,000	5,232	58,240	125,537	89.7 %
04148 SISTER CITY PROGRAM	40,000	25,000		40,000	25,000	100.0 %
04151 Maui Film Festival	100,000	100,000	26,068	73,932	100,000	100.0 %
04152 Lahaina Boat Day	7,400	25,000		7,400	25,000	100.0 %
04154 Made in maui county festival		80,000		80,000		0.0 %
04157 KAUPO COMMUNITY ASSOCIATION	376,118			376,118		-
04163 KAHULUI ECO DEVT & CULT PRG	16,671	140,000	13,131	93,540	50,000	35.7 %
04170 MAUI ECO DEV BRD HEALTHCARE	37,344	60,000		37,344	60,000	100.0 %
04171 MAUI HISTORICAL SOCIETY	15,737			15,737		-
04172 VISITOR EDUCATION	25,000		8,057	16,943		-
04173 MOLOKAI & LANAI AGRI PRODUCTN	68,745	100,000	76,745	92,000		0.0 %
04174 PUK-KULA-ULU ECO DEV&CULT PRG	78,097	115,000	30,185	42,000	120,912	105.1 %
04175 HUI NO'EAU VISUAL ART/ALOHA	24,571	75,000		24,571	75,000	100.0 %
04176 HUI NO'EAU VISUALART YOUTH/FAM	4,823	25,000		4,823	25,000	100.0 %
04179 MEDB STEMWORKS AFTER SCHOOL	48,764	225,000	4,644	44,120	225,000	100.0 %
04180 TECHNOLOGY BUSINESS PROMOTION	25,000	600,000	37,500	187,500	400,000	66.7 %
04182 MAUI ESG INITIATIVES CONF	11,454		11,454			-
04184 Wailuku Eco Dev't & Cultural	90,149	140,000	14,250	111,899	104,000	74.3 %
04187 HANA HIGHWAY VISITOR EDUC	200,000		50,000	150,000		-
04189 MAUI NUI MARINE RESOURCE	83,179	100,000	1,999	81,180	100,000	100.0 %
04190 HAWAII FARMERS UNION UNITED	168,407	375,000	118,060	425,347		0.0 %
04191 ARTS EDUC INNOVATIVE PRGS		424,360			424,360	100.0 %
04192 WEST MAUI KAEC FAM FARMING PRG		65,000			65,000	100.0 %
04193 COMMON GROUND COLLECTIVE		30,000			30,000	100.0 %
04194 MEO AGRI MICRO GRANTS PRG		2,500,000	1,200,000	50,000	1,250,000	50.0 %
04195 FOOD SEC HI-OHANA GARDEN PRJ		75,000			75,000	100.0 %
04196 Nisei Veterans Memorial Ctr		100,000		100,000		0.0 %
040 * MAYOR ADMIN ECONOMIC DEV PRGMS	9,306,939	13,742,841	4,688,627	9,800,008	8,561,148	62.3 %
12300 BUDGET		616,611	241,855	31,207	343,549	55.7 %

County of Maui
Statement of Appropriations and Expenditures
Operations by Activity
Fiscal Year Ending 6/30/21 - as of 12/31/2020

Activity	Prior Year	Amended	Year	Current	Balance	% of
* Program ** Fund *** Department	Encumbrance	Annual	to Date	Encumbrance	Available	Budget
	6/30/2020	Estimate	Expended	12/31/2020		Available
123 * BUDGET PROGRAM	0	616,611	241,855	31,207	343,549	55.7 %
Fund ** GENERAL FUND	9,311,320	20,694,878	5,829,159	10,257,576	13,919,466	67.3 %
Dept *** Office of the Mayor	<u>9,311,320</u>	<u>20,694,878</u>	<u>5,829,159</u>	<u>10,257,576</u>	<u>13,919,466</u>	<u>67.3 %</u>
Management						
06000 Management	358,276	3,962,882	976,817	1,072,146	2,272,195	57.3 %
06005 Maui County Veterans Council	9,012	20,000		9,012	20,000	100.0 %
06009 MOLOKAI VETERANS CARING	4,055	10,000	5,043	9,012		0.0 %
06010 WEST MAUI VETERANS CLUB	2,500	5,000		2,500	5,000	100.0 %
060 * MANAGEMENT PROGRAM	<u>373,843</u>	<u>3,997,882</u>	<u>981,860</u>	<u>1,092,670</u>	<u>2,297,195</u>	<u>57.5 %</u>
06500 Management information systems	2,635,848	12,618,690	4,471,696	2,666,731	8,116,111	64.3 %
065 * MANAGEMENT INFORMATION SYSTEMS	<u>2,635,848</u>	<u>12,618,690</u>	<u>4,471,696</u>	<u>2,666,731</u>	<u>8,116,111</u>	<u>64.3 %</u>
06600 Geographic information systems	5,234			5,234		-
066 * GEOGRAPHIC INFORMATION SYSTEMS	<u>5,234</u>	<u>0</u>	<u>0</u>	<u>5,234</u>	<u>0</u>	<u>- -</u>
06700 MAUI REDEVELOPMENT PROGRAM	508,282		55,853	444,931	7,498	-
06710 Grant to Lokahi Pacific	120,490			120,490		-
067 * MAUI REDEVELOPMENT PROGRAM	<u>628,772</u>	<u>0</u>	<u>55,853</u>	<u>565,421</u>	<u>7,498</u>	<u>- -</u>
Fund ** GENERAL FUND	3,643,697	16,616,572	5,509,409	4,330,056	10,420,804	62.7 %
Dept *** Management	<u>3,643,697</u>	<u>16,616,572</u>	<u>5,509,409</u>	<u>4,330,056</u>	<u>10,420,804</u>	<u>62.7 %</u>
Corporation Counsel						
07000 Legal services	115,764	4,084,632	1,853,129	106,376	2,240,891	54.9 %
070 * LEGAL SERVICES PROGRAM	<u>115,764</u>	<u>4,084,632</u>	<u>1,853,129</u>	<u>106,376</u>	<u>2,240,891</u>	<u>54.9 %</u>
Fund ** GENERAL FUND	115,764	4,084,632	1,853,129	106,376	2,240,891	54.9 %
Dept *** Corporation Counsel	<u>115,764</u>	<u>4,084,632</u>	<u>1,853,129</u>	<u>106,376</u>	<u>2,240,891</u>	<u>54.9 %</u>

County of Maui
Statement of Appropriations and Expenditures
Operations by Activity
Fiscal Year Ending 6/30/21 - as of 12/31/2020

Activity * Program ** Fund *** Department	Prior Year Encumbrance 6/30/2020	Amended Annual Estimate	Year to Date Expended	Current Encumbrance 12/31/2020	Balance Available	% of Budget Available
Prosecuting Attorney						
09000 General prosecution	1,669	7,488,399	3,246,350	8,632	4,235,088	56.6 %
090 * GENERAL PROSECUTION PROGRAM	1,669	7,488,399	3,246,350	8,632	4,235,088	56.6 %
Fund ** GENERAL FUND	1,669	7,488,399	3,246,350	8,632	4,235,088	56.6 %
Dept *** Prosecuting Attorney	1,669	7,488,399	3,246,350	8,632	4,235,088	56.6 %
Finance						
10000 Finance Administration	18,805	962,318	444,779	9,519	526,825	54.7 %
100 * FINANCE ADMIN PROGRAM	18,805	962,318	444,779	9,519	526,825	54.7 %
11000 Treasury	169,520	1,539,500	602,497	197,296	909,229	59.1 %
110 * TREASURY PROGRAM	169,520	1,539,500	602,497	197,296	909,229	59.1 %
12000 Accounts	70,930	1,552,835	650,844	112,725	860,197	55.4 %
120 * ACCOUNTS PROGRAM	70,930	1,552,835	650,844	112,725	860,197	55.4 %
13000 Purchasing	11,278	477,914	229,199	32,689	227,306	47.6 %
130 * PURCHASING PROGRAM	11,278	477,914	229,199	32,689	227,306	47.6 %
14000 Financial services	729,771	7,597,497	3,395,361	563,409	4,368,496	57.5 %
14003 CW svc ctr-annual lease costs		357,000	310,798	46,202		0.0 %
140 * FINANCIAL SERVICES	729,771	7,954,497	3,706,159	609,611	4,368,496	54.9 %
17001 Countywide fringe benefits	29,752	121,144,533	47,437,459	40,088	73,696,739	60.8 %
17002 Interfund Fringe Reimbursement		(24,859,475)	(11,481,046)		(13,378,429)	53.8 %
17003 Bond issuance & debt services	215,500	6,158,229	256,205	227,000	5,890,524	95.7 %
17006 Supplemental transfer solidwst		5,628,373	5,628,373			0.0 %
17009 Insurance & self insurance	520,997	12,365,000	5,050,095	599,401	7,236,501	58.5 %
17011 Supplemental transfer EP&S		334,758	167,379		167,379	50.0 %
17012 Open space, natural resources		3,759,252	3,759,252			0.0 %

County of Maui
Statement of Appropriations and Expenditures
Operations by Activity
Fiscal Year Ending 6/30/21 - as of 12/31/2020

Activity	Prior Year Encumbrance 6/30/2020	Amended Annual Estimate	Year to Date Expended	Current Encumbrance 12/31/2020	Balance Available	% of Budget Available
* Program ** Fund *** Department						
17013 CW affordable housing fund		15,037,010	15,037,010			0.0 %
17014 Countywide general costs	151,376	2,662,000	677,563	238,033	1,897,778	71.3 %
17015 Overhead reimbursement		(21,183,179)	(9,739,857)		(11,443,322)	54.0 %
17016 Transfer to Emergency Fund		6,023,516	6,023,516			0.0 %
17019 Post-Employment Obligations Fd		18,000,000	13,000,000		5,000,000	27.8 %
17024 COVID-19		10,000,000	316,483	857,565	8,825,952	88.3 %
17025 CLIMATE CHG RESILIENCY/SUSTAIN		1,000,000			1,000,000	100.0 %
170 * COUNTY WIDE COSTS PROGRAM	917,625	156,070,017	76,132,432	1,962,087	78,893,122	50.5 %
Fund ** GENERAL FUND	1,917,929	168,557,081	81,765,910	2,923,927	85,785,175	50.9 %
17003 Bond issuance & debt services		39,216,002	19,747,544		19,468,463	49.6 %
170 * COUNTY WIDE COSTS PROGRAM	0	39,216,002	19,747,544	0	19,468,463	49.6 %
Fund ** DEBT SERVICE FUND	0	39,216,002	19,747,544	0	19,468,463	49.6 %
Dept *** Finance	1,917,929	207,773,083	101,513,454	2,923,927	105,253,638	50.7 %
Personnel Services						
18000 Personnel services	77,715	1,831,315	646,201	217,109	1,045,720	57.1 %
180 * PERSONNEL SERVICES PROGRAM	77,715	1,831,315	646,201	217,109	1,045,720	57.1 %
Fund ** GENERAL FUND	77,715	1,831,315	646,201	217,109	1,045,720	57.1 %
Dept *** Personnel Services	77,715	1,831,315	646,201	217,109	1,045,720	57.1 %
Planning						
19000 Planning	1,428,944	6,163,256	2,946,241	1,536,668	3,109,290	50.4 %
19021 Maui redevelopment agency	12,943		943	12,000		-
19035 UH-Maui Sea Grant	31,389	148,731	30,802	149,318		0.0 %
19048 DUNE & SHORELINE MANAGEMENT	100,000	157,000		100,000	157,000	100.0 %
19052 TRANSIT ORIENTED DEV'T	100,000			100,000		-
19063 Cultural resource management		25,000			25,000	100.0 %
19064 Pioneer mill office rehablitr	30,000			30,000		-

County of Maui
Statement of Appropriations and Expenditures
Operations by Activity
Fiscal Year Ending 6/30/21 - as of 12/31/2020

Activity * Program ** Fund *** Department	Prior Year Encumbrance 6/30/2020	Amended Annual Estimate	Year to Date Expended	Current Encumbrance 12/31/2020	Balance Available	% of Budget Available
190 * PLANNING PROGRAM	1,703,276	6,493,987	2,977,986	1,927,986	3,291,290	50.7 %
Fund ** GENERAL FUND	1,703,276	6,493,987	2,977,986	1,927,986	3,291,290	50.7 %
Dept *** Planning	1,703,276	6,493,987	2,977,986	1,927,986	3,291,290	50.7 %
Police						
26000 Police administration	81,457	5,676,834	2,304,093	107,608	3,346,587	59.0 %
260 * POLICE ADMINISTRATION PROGRAM	81,457	5,676,834	2,304,093	107,608	3,346,587	59.0 %
27000 Investigative service	124,556	12,329,212	4,731,350	626,621	7,095,801	57.6 %
270 * INVESTIGATIVE SERVICE PROGRAM	124,556	12,329,212	4,731,350	626,621	7,095,801	57.6 %
28000 Uniformed patrol services	563,284	31,603,726	15,024,164	307,099	16,835,750	53.3 %
280 * UNIFORMED PATROL SERVICES PROG	563,284	31,603,726	15,024,164	307,099	16,835,750	53.3 %
29000 Technical & support services	1,806,721	14,996,917	5,763,082	2,650,106	8,390,456	55.9 %
290 * TECHNICAL & SUPPORT SVCS PROG	1,806,721	14,996,917	5,763,082	2,650,106	8,390,456	55.9 %
Fund ** GENERAL FUND	2,576,018	64,606,689	27,822,689	3,691,434	35,668,594	55.2 %
Dept *** Police	2,576,018	64,606,689	27,822,689	3,691,434	35,668,594	55.2 %
Fire and Public Safety						
22000 Fire control admin & maint	659,363	2,630,249	1,580,955	168,221	1,540,439	58.6 %
220 * FIRE CONTROL ADMIN/MAINT PROG	659,363	2,630,249	1,580,955	168,221	1,540,439	58.6 %
23000 Fire control training	130,454	1,748,813	603,012	351,237	925,019	52.9 %
230 * FIRE CONTROL TRAINING PROGRAM	130,454	1,748,813	603,012	351,237	925,019	52.9 %
24000 Fire rescue operations	278,665	32,630,328	16,492,100	673,272	15,743,628	48.2 %
240 * FIRE RESCUE OPERATIONS PROGRAM	278,665	32,630,328	16,492,100	673,272	15,743,628	48.2 %
25000 Fire prevention	5,747	1,111,246	540,930	3,501	572,561	51.5 %

County of Maui
Statement of Appropriations and Expenditures
Operations by Activity
Fiscal Year Ending 6/30/21 - as of 12/31/2020

Activity * Program ** Fund *** Department	Prior Year Encumbrance 6/30/2020	Amended Annual Estimate	Year to Date Expended	Current Encumbrance 12/31/2020	Balance Available	% of Budget Available
250 * FIRE PREVENTION PROGRAM	5,747	1,111,246	540,930	3,501	572,561	51.5 %
25200 Ocean safety adm/ocean safety	152,489	4,404,778	2,544,832	22,311	1,990,125	45.2 %
252 * OCEAN SAFETY PROGRAM	152,489	4,404,778	2,544,832	22,311	1,990,125	45.2 %
Fund ** GENERAL FUND	1,226,718	42,525,414	21,761,829	1,218,542	20,771,772	48.8 %
Dept *** Fire and Public Safety	1,226,718	42,525,414	21,761,829	1,218,542	20,771,772	48.8 %
Emergency Management Agency						
21000 Civil defense	39,200	782,127	376,379	9,473	435,476	55.7 %
21003 GRNT AMERICAN RED CROSS		50,000			50,000	100.0 %
21004 HANA EMERGENCY PREPAREDNESS TM		50,000			50,000	100.0 %
210 * CIVIL DEFENSE PROGRAM	39,200	882,127	376,379	9,473	535,476	60.7 %
Fund ** GENERAL FUND	39,200	882,127	376,379	9,473	535,476	60.7 %
Dept *** Emergency Management Agency	39,200	882,127	376,379	9,473	535,476	60.7 %
Liquor Control						
20000 Liquor control general	19,892	1,963,066	730,631	88,950	1,163,378	59.3 %
20002 Liquor admin overhead charges		1,068,395	413,301		655,094	61.3 %
200 * LIQUOR CONTROL GENERAL PROG	19,892	3,031,461	1,143,932	88,950	1,818,472	60.0 %
Fund ** GENERAL FUND	19,892	3,031,461	1,143,932	88,950	1,818,472	60.0 %
Dept *** Liquor Control	19,892	3,031,461	1,143,932	88,950	1,818,472	60.0 %
Housing and Human Concerns						
30000 Housing & human concerns admin	11,358	473,184	203,575	12,354	268,613	56.8 %
300 * HSG & HUMAN CONCERNS ADM PROG	11,358	473,184	203,575	12,354	268,613	56.8 %
31000 Housing	161,723	709,209	434,883	61,923	374,126	52.8 %
31006 Affordable rental housing prg		2,000,000	117,500	965,347	917,153	45.9 %
31007 Hale Mahaolu-Homeownership/hsg		170,000	42,292	127,708		0.0 %

County of Maui
Statement of Appropriations and Expenditures
Operations by Activity
Fiscal Year Ending 6/30/21 - as of 12/31/2020

Activity * Program ** Fund *** Department	Prior Year Encumbrance 6/30/2020	Amended Annual Estimate	Year to Date Expended	Current Encumbrance 12/31/2020	Balance Available	% of Budget Available
31015 First time homebuyer's prgrm	750,000	2,000,000	305,626	750,000	1,694,374	84.7 %
310 * HOUSING PROGRAM	911,723	4,879,209	900,301	1,904,978	2,985,653	61.2 %
32000 Human concerns - general	111,601	6,045,480	2,528,086	458,819	3,170,178	52.4 %
32001 Hana Youth Center, Inc		194,393	97,197	97,197		0.0 %
32011 Women helping women		228,000	114,000	114,000		0.0 %
32012 Early childhood	25,530	295,443	112,963	130,983	77,026	26.1 %
32014 Substance abuse		756,049	294,775	311,275	150,000	19.8 %
32015 E Malama I Na Keiki preschool		86,335	21,584	64,751		0.0 %
32016 Homelessness programs	121,662	1,619,806	586,000	710,468	445,000	27.5 %
32017 Maui adult day care center		383,440	191,720	191,720		0.0 %
32019 MEO Headstart after school		270,160	135,080	135,080		0.0 %
32020 MEO headstart summer	66,822	189,262		66,822	189,262	100.0 %
32025 Lanai Youth Center		219,347	109,674	109,674		0.0 %
32029 Kihei Youth Center		289,856	144,928	144,928		0.0 %
32034 Youth		94,177	47,089	47,089		0.0 %
32036 Maui family support services	8,275	115,000	22,500	100,775		0.0 %
32039 J. Walter Cameron center expsn	169,000			169,000		-
32040 Big brothers & sisters		146,797	73,399	73,399		0.0 %
32049 Ka lima o Maui	500,000		15,393	484,607		-
32058 Mental health associaiton		95,000	47,500	47,500		0.0 %
32062 Self sufficiency		95,000	47,500	47,500		0.0 %
32064 Hana community association	19,207	98,193	34,615	63,578	19,207	19.6 %
32070 MEO infant toddler care		107,885	53,943	53,943		0.0 %
32084 Maui community food bank		400,000		400,000		0.0 %
32088 Hui Malama learning center		297,616	148,808	148,808		0.0 %
32093 BOY SCOUTS OF AMERICA	500,000			500,000		-
32094 Salvation Army		180,000			180,000	100.0 %
32100 Grant for Molokai Youth Ctr	31,093	310,931		31,093	310,931	100.0 %
32102 IMUA FAMILY SERVICES		39,655	16,512	23,143		0.0 %

County of Maui
Statement of Appropriations and Expenditures
Operations by Activity
Fiscal Year Ending 6/30/21 - as of 12/31/2020

Activity	Prior Year	Amended	Year	Current	Balance	% of
* Program ** Fund *** Department	Encumbrance	Annual	to Date	Encumbrance	Available	Budget
	6/30/2020	Estimate	Expended	12/31/2020		Available
32104 Paia Youth Council, Inc		284,527	213,395	71,132		0.0 %
32106 Boys/Girls Club of Maui, Inc		1,363,993	681,997	681,997		0.0 %
32109 Maui Farm		257,200	100,450	128,600	28,150	10.9 %
32110 YOUTH ALCOHOL EDUC AWARENESS		70,000	37,500	12,500	20,000	28.6 %
32111 Coalition for Drug Free Lanai	54,328	50,000		54,328	50,000	100.0 %
32112 HABITAT FOR HUMANITY		125,000	62,500	62,500		0.0 %
32116 MEO ENLACE HISPANO PROGRAM		105,247		105,247		0.0 %
32117 Lahaina tutoring project	2,750	11,000	2,750		11,000	100.0 %
32119 Volunter ctr projct graduation		47,741		47,741		0.0 %
32120 Ohana Makamae	113,528	96,259		113,528	96,259	100.0 %
32127 National Kidney Foundation/HI		25,200		25,200		0.0 %
32135 Grnts/Disb-Svcs-Frail/Elderly	280,866	861,739	226,961	618,085	297,559	34.5 %
32138 BOYS/GIRLS CLUB PAUKUKALO	75,000			75,000		-
32142 MEO UNDERAGE DRINKING		53,825	26,913	26,913		0.0 %
32144 Lanai Com'ty Health Ctr Fac		82,610	41,305	41,305		0.0 %
32146 MEO Planning&Coordinating		87,075		87,075		0.0 %
32149 Grnt-Best Buddies prgrm		85,000	42,500	42,500		0.0 %
32150 MEO B.E.S.T. REINTEGRATION		108,150	54,075	54,075		0.0 %
32152 HALE MAKUA	154,500	300,000		154,500	300,000	100.0 %
32156 LANAI YOUTH CTR FACILITY	60,280		49,843	10,437		-
32158 Hawaiian Kamalii Inc.		18,672		18,672		0.0 %
32159 MEO youth services		221,850	110,925	110,925		0.0 %
32162 FEED MY SHEEP		100,000		100,000		0.0 %
32163 Hale mahaolu personal care prg		103,000		103,000		0.0 %
32167 Special Olympics Hawaii grnts	3,500	35,000	3,500		35,000	100.0 %
32171 MENTAL HEALTH KOKUA		192,337	96,169	96,169		0.0 %
32176 Partners in devlp fndt		40,000		40,000		0.0 %
32179 Food, shelter & safty grants	12,777	882,843	303,072	402,548	190,000	21.5 %
32182 MOLOKAI CHILD ABUSE PREVENTION		99,750		99,750		0.0 %

County of Maui
Statement of Appropriations and Expenditures
Operations by Activity
Fiscal Year Ending 6/30/21 - as of 12/31/2020

Activity	Prior Year	Amended	Year	Current	Balance	% of
* Program ** Fund *** Department	Encumbrance	Annual	to Date	Encumbrance	Available	Budget
	6/30/2020	Estimate	Expended	12/31/2020		Available
32185 Lanai Kinaole	10,000	150,000	47,164	112,836		0.0 %
32189 SUICIDE PREVENTION/MOLOKAI		50,000			50,000	100.0 %
320 * HUMAN CONCERNS PROGRAM	2,320,719	18,465,843	6,944,285	8,222,715	5,619,572	30.4 %
33000 Animal management		100,000	50,000	50,000		0.0 %
33003 Animal Sheltering Program		1,598,468	799,234	799,234		0.0 %
33005 HAWAII ANIMAL RESCUE FOUNDATN		50,000			50,000	100.0 %
33006 ANIMAL ENFORCEMENT PROGRAM		1,863,650		863,650	1,000,000	53.7 %
33010 Grant 2 Molokai Humane Society		137,634			137,634	100.0 %
330 * ANIMAL MANAGMENT PROGRAM	0	3,749,752	849,234	1,712,884	1,187,634	31.7 %
Fund ** GENERAL FUND	3,243,800	27,567,988	8,897,395	11,852,931	10,061,472	36.5 %
Dept *** Housing and Human Concerns	3,243,800	27,567,988	8,897,395	11,852,931	10,061,472	36.5 %
Parks and Recreation						
34000 Parks & recreation administrat	159,358	2,392,423	818,970	107,770	1,625,045	67.9 %
34002 MCCC workline	5,782	117,000		5,782	117,000	100.0 %
34012 Lahaina restoration foundation	150,000	191,000	39,826	301,174		0.0 %
34022 MAUI INLINE HOCKEY ASSOCIATION	50,195			50,195		-
34025 BAHAY KUBO FOR FILIPINO HUT	15,665		3,045	12,620		-
340 * PARKS & REC ADMIN PROG	381,000	2,700,423	861,841	477,541	1,742,045	64.5 %
35000 Park maintenance	4,393			4,393		-
350 * PARK MAINTENANCE PROGRAM	4,393	0	0	4,393	0	--
35300 PARKS PROGRAM	1,826,566	7,310,730	3,164,248	1,761,102	4,211,949	57.6 %
353 * PARKS PROGRAM	1,826,566	7,310,730	3,164,248	1,761,102	4,211,949	57.6 %
37000 Recreation & support services	398,229	25,025,792	9,182,941	2,863,444	13,377,639	53.5 %
370 * RECREATION & SUPPORT SVCS PROG	398,229	25,025,792	9,182,941	2,863,444	13,377,639	53.5 %

County of Maui
Statement of Appropriations and Expenditures
Operations by Activity
Fiscal Year Ending 6/30/21 - as of 12/31/2020

Activity * Program ** Fund *** Department	Prior Year Encumbrance 6/30/2020	Amended Annual Estimate	Year to Date Expended	Current Encumbrance 12/31/2020	Balance Available	% of Budget Available
Fund ** GENERAL FUND	2,610,188	35,036,945	13,209,030	5,106,480	19,331,633	55.2 %
34020 Lahaina restoration Park Asses	55,735			55,735		-
340 * PARKS & REC ADMIN PROG	55,735	0	0	55,735	0	--
Fund ** SPECIAL REVENUE FUND	55,735	0	0	55,735	0	--
Dept *** Parks and Recreation	2,665,923	35,036,945	13,209,030	5,162,215	19,331,633	55.2 %
Public Works						
43000 Public works administration	5,176	580,966	292,013	9,722	284,407	49.0 %
430 * PUBLIC WORKS ADMIN PROGRAM	5,176	580,966	292,013	9,722	284,407	49.0 %
44000 Engineering	484,438	4,271,595	1,756,746	275,436	2,723,851	63.8 %
440 * ENGINEERING PROGRAM	484,438	4,271,595	1,756,746	275,436	2,723,851	63.8 %
45000 Special maintenance	1,310,191	4,130,936	1,878,376	1,140,421	2,422,328	58.6 %
450 * SPECIAL MAINTENANCE PROGRAM	1,310,191	4,130,936	1,878,376	1,140,421	2,422,328	58.6 %
46000 Development services admin	1,877	2,444,030	1,113,950	471	1,331,486	54.5 %
460 * DEVELOPMENT SERVICES ADMINSTRN	1,877	2,444,030	1,113,950	471	1,331,486	54.5 %
Fund ** GENERAL FUND	1,801,682	11,427,527	5,041,085	1,426,050	6,762,072	59.2 %
50000 Highway administration	5,643	659,843	239,372		426,116	64.6 %
50002 Highway ERS & FICA		2,796,832	1,209,337		1,587,495	56.8 %
50003 Highway health fund		1,867,205	829,826		1,037,379	55.6 %
50004 Highway debt service		6,842,691	3,421,346		3,421,346	50.0 %
50005 Highway admin overhead		6,019,335	2,676,021		3,343,314	55.5 %
50006 Supplemental trfs bikeway fund		127,759	63,879		63,880	50.0 %
50011 Highways contribution to OPEB		918,139	459,069		459,070	50.0 %
500 * HIGHWAY ADMINISTRATION PROGRAM	5,643	19,231,804	8,898,850	0	10,338,600	53.8 %
51000 Road/bridge/drain maintenance	2,353,696	12,534,279	5,230,686	2,301,323	7,355,966	58.7 %

County of Maui
Statement of Appropriations and Expenditures
Operations by Activity
Fiscal Year Ending 6/30/21 - as of 12/31/2020

Activity * Program ** Fund *** Department	Prior Year Encumbrance 6/30/2020	Amended Annual Estimate	Year to Date Expended	Current Encumbrance 12/31/2020	Balance Available	% of Budget Available
510 * ROAD/BRIDGE/DRAIN MAINT PROG	2,353,696	12,534,279	5,230,686	2,301,323	7,355,966	58.7 %
52000 Traffic signs & marking	80,733	1,559,949	593,104	41,193	1,006,385	64.5 %
520 * TRAFFIC SIGNS/MARKING PROGRAM	80,733	1,559,949	593,104	41,193	1,006,385	64.5 %
Fund ** SPECIAL REVENUE FUND	2,440,072	33,326,032	14,722,640	2,342,516	18,700,951	56.1 %
Dept *** Public Works	4,241,754	44,753,559	19,763,725	3,768,566	25,463,023	56.9 %
Transportation						
65000 TRANSPORTATION ADMIN/GEN FUND	578,441	713,158	423,091	568,059	300,451	42.1 %
650 * TRANSPORTATION	578,441	713,158	423,091	568,059	300,451	42.1 %
65301 HUMAN SVC TRANS/GEN FUND		7,009,708	2,825,864	2,825,864	1,357,980	19.4 %
653 * HUMAN SERVICE TRANSPORTN PRG	0	7,009,708	2,825,864	2,825,864	1,357,980	19.4 %
65900 AIR AMBULANCE PRG/GEN FUND		672,215	672,215			0.0 %
659 * AIR AMBULANCE PROGRAM	0	672,215	672,215	0	0	0.0 %
Fund ** GENERAL FUND	578,441	8,395,081	3,921,170	3,393,923	1,658,431	19.8 %
65001 TRANSPORTATION ADMIN/HWY FUND	1,401,803	790,000	543,588	908,215	740,000	93.7 %
125 * ADMINISTRATION PROGRAM	1,401,803	790,000	543,588	908,215	740,000	93.7 %
65039 PUBLIC TRANSIT/HIGHWAY FUND	653,130	13,808,333	6,822,296	6,149,188	1,489,979	10.8 %
655 * PUBLIC TRANSIT PROGRAM	653,130	13,808,333	6,822,296	6,149,188	1,489,979	10.8 %
Fund ** SPECIAL REVENUE FUND	2,054,933	14,598,333	7,365,884	7,057,403	2,229,979	15.3 %
Dept *** Transportation	2,633,374	22,993,414	11,287,054	10,451,326	3,888,410	16.9 %
Environmental Management						
54000 Environmental mgt administratn	15,351	634,593	303,138	65,368	281,437	44.3 %
540 * ENVIRONMENTAL MGT ADMIN PRGRAM	15,351	634,593	303,138	65,368	281,437	44.3 %

County of Maui
Statement of Appropriations and Expenditures
Operations by Activity
Fiscal Year Ending 6/30/21 - as of 12/31/2020

Activity	Prior Year	Amended	Year	Current	Balance	% of
* Program ** Fund *** Department	Encumbrance	Annual	to Date	Encumbrance	Available	Budget
	6/30/2020	Estimate	Expended	12/31/2020		Available
Fund ** GENERAL FUND	15,351	634,593	303,138	65,368	281,437	44.3 %
54219 EP & S SOLID WASTE ALTERNATIVE	46,673			46,673		-
542 * ENV PROTECTION & SUBSTAINABILI	46,673	0	0	46,673	0	- -
54500 ENVIRONMENTAL P&S	276,258	7,228,533	3,421,568	2,916,239	1,166,984	16.1 %
54501 EP&S CONTRIB ERS/FICA		116,550	27,584		88,966	76.3 %
54502 EP&S CONTRIB EUTF		77,810	17,418		60,392	77.6 %
54503 EP&S ADMIN/OVERHEAD	92,308	224,592	86,949	61,676	168,276	74.9 %
54504 EP&S OPEB CONTRIBUTION		38,261	13,208		25,053	65.5 %
54507 INTERFUND LANDFILL COSTS		3,127,217	2,264,445		862,772	27.6 %
54510 MALAMA MAUI NUI		155,500	77,750	77,750		0.0 %
54511 GO GREEN W. MAUI RECYLING		143,407	71,704	71,703		0.0 %
54512 COMMUNITY WORK DAY		266,000	133,000	133,000		0.0 %
54514 Green Grants Program		250,000			250,000	100.0 %
545 * ENVIRONMENTAL PROTECT&SUBSTAIN	368,566	11,627,870	6,113,626	3,260,368	2,622,443	22.6 %
55000 Wastewater administration	63,343	3,024,183	1,223,101	210,456	1,653,970	54.7 %
55002 Wastewater ERS & FICA		2,789,121	1,229,281		1,559,840	55.9 %
55003 Wastewater health fund		1,862,057	829,883		1,032,174	55.4 %
55004 Wastewater debt service		10,327,316	5,163,658		5,163,658	50.0 %
55005 Wastewater admin overhead		6,331,699	2,821,917		3,509,782	55.4 %
55008 Wastewater contribtn to OPEB		915,607	457,803		457,804	50.0 %
550 * WASTEWATER ADMIN PROGRAM	63,343	25,249,983	11,725,643	210,456	13,377,228	53.0 %
56000 Wastewater reclamation	3,608,703	24,652,755	8,566,229	3,146,582	16,548,653	67.1 %
560 * WASTEWATER RECLAMATION PROGRAM	3,608,703	24,652,755	8,566,229	3,146,582	16,548,653	67.1 %
60000 Solid waste administration	8,586	1,479,466	634,646	115,194	738,211	49.9 %
60002 Solid waste ERS & FICA		2,175,414	1,035,076		1,140,338	52.4 %
60003 Solid waste health fund		1,452,338	702,781		749,557	51.6 %

County of Maui
Statement of Appropriations and Expenditures
Operations by Activity
Fiscal Year Ending 6/30/21 - as of 12/31/2020


Activity * Program ** Fund *** Department	Prior Year Encumbrance 6/30/2020	Amended Annual Estimate	Year to Date Expended	Current Encumbrance 12/31/2020	Balance Available	% of Budget Available
60004 Solid waste debt service		5,109,508	2,554,754		2,554,754	50.0 %
60005 Solid waste admin overhead		4,237,083	2,040,111		2,196,972	51.9 %
60007 Solidwaste contributn to OPEB		714,140	362,993		351,148	49.2 %
600 * SOLID WASTE ADMINISTRATION	8,586	15,167,949	7,330,361	115,194	7,730,980	51.0 %
60200 Solidwaste operations	948,928	14,982,348	5,551,262	3,190,284	7,189,722	48.0 %
602 * SOLIDWASTE OPERATIONS	948,928	14,982,348	5,551,262	3,190,284	7,189,722	48.0 %
Fund ** SPECIAL REVENUE FUND	5,044,799	91,680,905	39,287,121	9,969,557	47,469,026	51.8 %
Dept *** Environmental Management	5,060,150	92,315,498	39,590,259	10,034,925	47,750,463	51.7 %
Water Supply						
70001 Water Administration	3,011,083	11,708,643	6,735,220	2,094,959	5,889,548	50.3 %
70004 Leeward Haleakala Forest Restn	345,312	225,000	143,840	201,472	225,000	100.0 %
70006 West Maui Partnershp-UH watrsd	566,202	600,000	159,405	387,977	618,819	103.1 %
70007 East Molokai Watershed Partner	296,335	250,000	93,580	202,755	250,000	100.0 %
70009 Miconia Containment & Removal	611,029	260,000	86,216	524,813	260,000	100.0 %
70010 East Maui Watershed Protection	673,814	710,000	253,113	403,053	727,648	102.5 %
70030 CW WATERSHED PROTECTION	295,640	200,000	86,914	275,186	133,540	66.8 %
70031 Puu Kukui Watershed Preserve	511,190	330,000	145,685	650,000	45,505	13.8 %
70032 HONOKOWAI/WAHIKULI WATERSHED	85,790	76,300	48,102	37,688	76,300	100.0 %
70036 Auwahi forest restoration proj	141,806	141,000	52,349	206,712	23,745	16.8 %
70037 Hawaii agriculture research ct	96,907	56,500	58,810	94,596	1	0.0 %
700 * WATER ADMINISTRATION PROGRAM	6,635,108	14,557,443	7,863,234	5,079,211	8,250,106	56.7 %
70701 Water Debt Service Expenses		6,330,606	3,001,322		3,329,284	52.6 %
70702 Water Insurance Expenses		475,000			475,000	100.0 %
70703 Water Overhead Charges		3,302,075	1,651,037		1,651,038	50.0 %
70704 Water Employee Fringe Benefits		7,773,146	3,414,223		4,358,923	56.1 %
70705 Water Refund for Mainline Exp		500,000			500,000	100.0 %
70707 Water Department Wide Expense		1,362,855	534,359		828,497	60.8 %

County of Maui
Statement of Appropriations and Expenditures
Operations by Activity
Fiscal Year Ending 6/30/21 - as of 12/31/2020

Activity * Program ** Fund *** Department	Prior Year Encumbrance 6/30/2020	Amended Annual Estimate	Year to Date Expended	Current Encumbrance 12/31/2020	Balance Available	% of Budget Available
707 * WATER DEPARTMENT WIDE EXPENSES	0	19,743,682	8,600,941	0	11,142,742	56.4 %
70901 Water Field Operations	1,625,889	36,899,779	14,217,864	1,963,073	22,344,735	60.6 %
709 * WATER OPERATIONS PROGRAM	1,625,889	36,899,779	14,217,864	1,963,073	22,344,735	60.6 %
Fund ** UTILITY ENTERPRISE FUND	8,260,997	71,200,904	30,682,039	7,042,284	41,737,583	58.6 %
Dept *** Water Supply	8,260,997	71,200,904	30,682,039	7,042,284	41,737,583	58.6 %
COUNTY AUDITOR						
Grand Total	48,097,341	680,624,189	300,081,531	74,540,779	354,099,286	52.0 %

III. Expenditures

III.B. Grant Programs



County of Maui
Statement of Appropriations and Expenditures
Grant Programs
Fiscal Year Ending 6/30/2021 - as of 12/31/2020

Index		Prior Year	Amended	Year	Current	Balance	% of	
* Program	** Fund	*** Department	Encumbrance / Carryover	Budget / Lapses	to Date Expended	Encumbrance 12/31/2020	Available	Budget Available
County Clerk								
106017	IMPL OF ELECTION BY MAIL		29,841		14,186	15,655		0.0 %
020	* COUNTY CLERK PROGRAM		29,841	0	14,186	15,655	0	0.0 %
Fund	** SPECIAL REVENUE FUND		29,841	0	14,186	15,655	0	0.0 %
Dept	*** County Clerk		29,841	0	14,186	15,655	0	0.0 %
Office of the Mayor								
186037	2016 HAWAII SEVERE STORMS		642,619				642,619	100.0 %
196039	2019 HURRICANE LANE		454,722				454,722	100.0 %
030	* OFFICE OF MAYOR ADMIN PROGRAM		1,097,341	0	0	0	1,097,341	100.0 %
106810	WIOA DISLOCATED WORKER		195,013		79,996	95,310	19,707	10.1 %
106812	WIOA YOUTH ACTIVITIES		161,387		32,124	108,174	21,089	13.1 %
106814	WIOA RAPID RESPONSE PY18		1,574				1,574	100.0 %
106817	WIOA ADULT PROGRAM		145,262		49,658	80,118	15,486	10.7 %
106818	WIOA ADMIN PY2019		33,808		18,103		15,705	46.5 %
116810	WIOA DISLOCATED WORKER			171,315			171,315	100.0 %
116812	WIOA YOUTH ACTIVITIES			154,391			154,391	100.0 %
116814	WIOA RAPID RESPONSE PY19			63,659	59,156	1,826	2,676	4.2 %
116817	WIOA ADULT PRG PY20			130,408			130,408	100.0 %
116818	WIOA ADMIN PY2020			50,677			50,677	100.0 %
176816	HTA COUNTY PRODUCT ENRICHMENT		68,998		7,209		61,789	89.6 %
186785	HAWAII ST COMM/STATUS WOMEN		17				17	100.0 %
196812	WIOA YOUTH ACTIVITIES		24,656		22		24,634	99.9 %
196817	WIOA ADULT PROGRAM		45,000		22	25,116	19,862	44.1 %
196821	WIOA DISLOCATED WORKER		14,628			14,628		0.0 %
032	* MAYORS OFFICE STATE GRANTS		690,343	570,450	246,290	325,172	689,330	54.7 %
106327	KHAKO RENEWAL PRJ PH II		615,783			615,783		0.0 %
106346	HALE MAKANA MENTOR CTR RESTO		101,007		101,007			0.0 %
106803	CDBG PROGRAM ADMIN PY19		47,550		28,599		18,951	39.9 %
106808	FAMILY LIFE CTR CDBG-CV2			345,000			345,000	100.0 %
106811	MAUI ECO OPPORTUNITY CV2			345,000			345,000	100.0 %

County of Maui
Statement of Appropriations and Expenditures
Grant Programs
Fiscal Year Ending 6/30/2021 - as of 12/31/2020

Index		Prior Year	Amended	Year	Current	Balance	% of	
* Program	** Fund	*** Department	Encumbrance / Carryover	Budget / Lapses	to Date Expended	Encumbrance 12/31/2020	Available	Budget Available
106816	CDBG-CV2 PRG ADMIN			9,975			9,975	100.0 %
106821	CAMERON CTR REHAB & IMPRVTS		99,201			99,201		0.0 %
106822	HALE MAHAOLU LAH SURF PRSVTN		234,144		125,276	108,868		0.0 %
106823	HALE MAKUA KAH BOILER UPGRD		250,000			250,000		0.0 %
116802	CDBG PROGRAM ADMIN PY20			375,887	148,836	1,027	226,024	60.1 %
116804	INTERIOR REHAB-MFSS BLDG			495,000			495,000	100.0 %
116806	REHAB MFSS AC SYSTEM			120,000			120,000	100.0 %
116813	HANA FIRE MINI PUMPER			267,800			267,800	100.0 %
116815	HANA FIRE RESCUE PUMPER			266,046			266,046	100.0 %
116824	CENTRAL PAVEMENT REHAB			131,300			131,300	100.0 %
116825	BUILDING 9 EXPANSION			223,400			223,400	100.0 %
166822	HALE MAKANA MENTOR CTR RESTOR		2,554		2,554			0.0 %
176824	HALE MAKANA MENTOR CTR		34,438		28,386	6,052		0.0 %
186815	CDBG PROGRAM ADMIN FY18		99		36		63	63.6 %
196805	MOLOKAI LF TRAILER MOUNTED DIE		7,003				7,003	100.0 %
196807	HANA LANDFILL BULLDOZER		34,474				34,474	100.0 %
196809	MOLOKAI LF WHEEL LOADER		28,070				28,070	100.0 %
196816	HALE MAKUA KAHULUI FIRE ALARM		910				910	100.0 %
196819	HALE MAKANA MENTOR CTR		12,001			12,001		0.0 %
035	* HUD - CDBG GRANTS		1,467,234	2,579,408	434,694	1,092,932	2,519,016	62.2 %
Fund	** SPECIAL REVENUE FUND		3,254,918	3,149,858	680,984	1,418,104	4,305,687	67.2 %
Dept	*** Office of the Mayor		3,254,918	3,149,858	680,984	1,418,104	4,305,687	67.2 %
Prosecuting Attorney								
106871	VICTIM/WITNESS ASSISTANCE PRG		22,846	51,891	34,646		40,091	53.6 %
106872	CAREER CRIMINAL PROGRAM		14,474	144,736	71,408		87,802	55.1 %
081	* PROSECTORS STATE GRANTS		37,320	196,627	106,054	0	127,893	54.7 %
106826	ASSET FORFEITURES STATE		62,509		23,970	14,451	24,088	38.5 %
106835	SPCL NEEDS ADVOCACY PRJ		110,029		17,949		92,080	83.7 %
106878	DPA 2020 TRAFFIC RECORDS		5,499				5,499	100.0 %
106879	DOMESTIC VIOLENCE INVESTIGATIO		13,300				13,300	100.0 %

County of Maui
Statement of Appropriations and Expenditures
Grant Programs
Fiscal Year Ending 6/30/2021 - as of 12/31/2020

Index		Prior Year	Amended	Year	Current	Balance	% of	
* Program	** Fund	*** Department	Encumbrance / Carryover	Budget / Lapses	to Date Expended	Encumbrance 12/31/2020	Available	Budget Available
106880		PROSECUTOR'S IMPAIRED DRIVING	62,995		720		62,275	98.9 %
116145		E BYRNE MEMORIAL JAG FY17		122,345			122,345	100.0 %
116835		SPCL NEEDS ADVOCACY PRJ		646,528	202,304	70,000	374,224	57.9 %
116873		DEFENDANT/WITNESS TRIAL PRG		25,000	14,304		10,696	42.8 %
116878		MAUI DPA TRAFFIC RECORDS		11,550	3,171		8,379	72.5 %
116879		DOMESTIC VIOLENCE INVESTIGATIO		82,839	44,605		38,234	46.2 %
196879		DOMESTIC VIOLENCE INVESTIGATIO	201				201	100.0 %
082		* PROSECUTORS SH/FEDERAL GRANTS	254,533	888,262	307,023	84,451	751,321	65.7 %
		Fund ** SPECIAL REVENUE FUND	291,853	1,084,889	413,077	84,451	879,214	63.9 %
		Dept *** Prosecuting Attorney	291,853	1,084,889	413,077	84,451	879,214	63.9 %
Finance								
106916		COVID CARES ACT FTA SEC 5307	7,345,476		940,833	807,222	5,597,422	76.2 %
106918		DPA COVID-19 COORDINATED RESP	124,449		36,400	56,846	31,203	25.1 %
106920		MPD COVID-19 COORDINATED RESP	135,634		93,550	18,638	23,446	17.3 %
106922		COVID-19 SEC 8 HOUSING CHOICE	334,694		300,987	20,697	13,010	3.9 %
106923		FAMILY LIFE CTR CDBG-CV1	545,000			545,000		0.0 %
106924		MAUI ECONOMIC OPP CDBG-CV1	545,000			545,000		0.0 %
106925		CDBG-CV PROGRAM ADMINISTRATION	14,173		1,037		13,136	92.7 %
106926		COVID-19 SEC 8 HOUSING CHOICE		423,813		55,704	368,109	86.9 %
106928		COVID-19 SEC 8 HOUSING CHOICE		789,655			789,655	100.0 %
106930		CARES ACT/COVID-19		57,317,997	50,474,228	2,848,931	3,994,837	7.0 %
100		* FINANCE ADMIN PROGRAM	9,044,426	58,531,465	51,847,035	4,898,038	10,830,818	16.0 %
106739		STATE IDENTIFICATION PRG FY20	81,801	(76,724)	5,077			0.0 %
116734		STATE DISABILITY & COMM		20,533	2,182		18,351	89.4 %
116735		COMML DRIVER'S LICENSE FY21		596,228	313,337		282,891	47.4 %
116736		PERIODIC MTR VEH INSPTN FY21		510,435	291,205		219,230	42.9 %
116739		STATE IDENTIFICATION PRG FY21		246,764	101,502		145,262	58.9 %
116740		STATE MOTOR VEH REGIST FY21		340,342	176,740		163,602	48.1 %
196735		COMML DRIVER'S LICENSE FY19	430	(430)				-
150		* MOTOR VEHICLE/LICENSE PROGRAM	82,231	1,637,148	890,043	0	829,336	48.2 %

County of Maui
Statement of Appropriations and Expenditures
Grant Programs
Fiscal Year Ending 6/30/2021 - as of 12/31/2020

Index * Program ** Fund *** Department	Prior Year Encumbrance / Carryover	Amended Budget / Lapses	Year to Date Expended	Current Encumbrance 12/31/2020	Balance Available	% of Budget Available
Fund ** SPECIAL REVENUE FUND	9,126,657	60,168,613	52,737,078	4,898,038	11,660,154	16.8 %
Dept *** Finance	9,126,657	60,168,613	52,737,078	4,898,038	11,660,154	16.8 %
Planning						
106208 TRANSIT ORIENTED DEV'T PRG	500,000			500,000		0.0 %
106223 SOH IMPORTANT AGRICULT LANDS	125,000			125,000		0.0 %
106801 COASTAL ZONE MANAGEMENT FY20	281,622		45,746		235,876	83.8 %
116801 COASTAL ZONE MANAGEMENT FY21		447,706	73,772		373,934	83.5 %
196207 SOH DOH COMPLETE STREETS TRNG	20,000				20,000	100.0 %
196801 COASTAL ZONE MANAGEMENT FY19	110,341				110,341	100.0 %
195 * PLANNING -STATE GRANTS	1,036,963	447,706	119,518	625,000	740,151	49.9 %
Fund ** SPECIAL REVENUE FUND	1,036,963	447,706	119,518	625,000	740,151	49.9 %
Dept *** Planning	1,036,963	447,706	119,518	625,000	740,151	49.9 %
Police						
116848 MPF TRAFFIC DRONE PROGRAM		9,788	7,113		2,675	27.3 %
116849 MAUI POLICE AUXILIARY PRG		22,000	22,000			0.0 %
166829 HC&S COMMUNITY INITIATIVE	385				385	100.0 %
260 * POLICE ADMINISTRATION PROGRAM	385	31,788	29,113	0	3,060	9.5 %
196362 STATE FORFEITURE	3,637		3,593		44	1.2 %
196365 FEDERAL JUSTICE FORFEITURE	21,300				21,300	100.0 %
262 * POLICE FORFEITURES	24,937	0	3,593	0	21,344	85.6 %
106844 HIGH INTENSITY DRUG TRAFFIC'G	11,655	68,500	77,805		2,350	2.9 %
106854 FFY18 JAG PROGRAM	106,164				106,164	100.0 %
116844 HIGH INTENSITY DRUG TRAFFIC'G		271,950	120		271,830	100.0 %
176854 FY16 JAG PROGRAM	115,978				115,978	100.0 %
263 * POLICE FEDERAL GRANTS	233,797	340,450	77,925	0	496,322	86.4 %
106832 911 EMS DISPATCH COMMUNICATION	25,764		19,636		6,128	23.8 %
106834 KALO PROGRAM	22,117		381		21,736	98.3 %
106846 STATE E911 WIRELESS COMMISSION	581,789				581,789	100.0 %
106852 PROHIBIT TOBACCO SALES TO M	9,284				9,284	100.0 %

County of Maui
Statement of Appropriations and Expenditures
Grant Programs
Fiscal Year Ending 6/30/2021 - as of 12/31/2020

Index		Prior Year	Amended	Year	Current	Balance	% of	
* Program	** Fund	*** Department	Encumbrance / Carryover	Budget / Lapses	to Date Expended	Encumbrance 12/31/2020	Available	Budget Available
116832	911 EMS DISPATCH COMMUNICATION			376,866	245,689		131,177	34.8 %
116834	KALO PROGRAM			89,000	13,412	859	74,729	84.0 %
116846	STATE E911 WIRELESS COMMISSION			2,176,244	800,734	327,384	1,048,125	48.2 %
116852	PROHIBIT TOBACCO SALES TO M			11,000			11,000	100.0 %
166831	TRAINING GRANTS		95,505		5,287	1,126	89,092	93.3 %
186846	STATE E911 WIRELESS COMMISSION		797,238		182,894	414,371	199,973	25.1 %
196852	PROHIBIT TOBACCO SALES TO M		4,394				4,394	100.0 %
264	* POLICE STATE GRANTS		1,536,091	2,653,110	1,268,033	743,740	2,177,427	52.0 %
106363	COPS HIRING PROGRAM		181,512				181,512	100.0 %
106833	DOMESTIC VIOLENCE STRANGTN/HOM		19,202		2,094		17,108	89.1 %
106837	MPD TRAFFIC SERVICES		164,099		29,714		134,385	81.9 %
106838	MPD TRAFFIC DATA RECORDS		53,256				53,256	100.0 %
106839	MPD SPEED ENFORCEMENT		46,368		29,498		16,870	36.4 %
106840	CYBERCRIME UNIT ENHANCEMENT		44,643		8,799		35,844	80.3 %
106841	DISTRACTED DRIVING ENFORCEMENT		52,537		4,220		48,317	92.0 %
106842	MPD ROADBLOCK PROGRAM		234,676		91,677		142,999	60.9 %
106843	MPD SEATBELT ENFORCEMENT		78,136		4,417		73,719	94.3 %
106845	MAUI CHILD RESTRAINT PRG		50,850				50,850	100.0 %
106847	ENHANCED PHYSICAL EVIDENCE DET		36,200		36,200			0.0 %
106857	POSITIVE OUTREACH INTERVENTION		83,132		8,461	125	74,546	89.7 %
106858	SW MULTI-JURISDICTIONAL DRUG		44,304		13,328	22,255	8,721	19.7 %
106859	UPDATE DRUG ANALYSIS INSTRUMEN		130,363		105,706	24,657		0.0 %
116837	MPD TRAFFIC SERVICES			288,568	5,203	8,550	274,815	95.2 %
116838	MPD TRAFFIC DATA RECORDS			211,581	150,540		61,041	28.8 %
116839	MPD SPEED ENFORCEMENT			169,476			169,476	100.0 %
116841	DISTRACTED DRIVING ENFORCEMENT			76,263	885		75,378	98.8 %
116842	MPD ROADBLOCK PROGRAM			418,063	4,241		413,822	99.0 %
116843	MPD SEATBELT ENFORCEMENT			102,510			102,510	100.0 %
116845	MAUI CHILD RESTRAINT PRG			55,416			55,416	100.0 %
186848	SW MULTI JURISDICTIONAL DRUG		3,023		2,364		659	21.8 %
196838	MPD TRAFFIC DATA RECORDS		29,144				29,144	100.0 %

County of Maui
Statement of Appropriations and Expenditures
Grant Programs
Fiscal Year Ending 6/30/2021 - as of 12/31/2020

Index * Program	** Fund	*** Department	Prior Year Encumbrance / Carryover	Amended Budget / Lapses	Year to Date Expended	Current Encumbrance 12/31/2020	Balance Available	% of Budget Available
196857		POSITIVE OUTREACH INTERVENTION	14,171		(360)		14,531	102.5 %
196858		SW MULTI-JURISDICTIONAL DRUG	8		8			0.0 %
196860		PC FORENSIC SCIENCES IMPRV ACT	18,243		4,297	13,946		0.0 %
265	*	POLICE STATE/FEDERAL GRANTS	1,283,867	1,321,877	501,292	69,533	2,034,919	78.1 %
Fund	**	SPECIAL REVENUE FUND	3,079,077	4,347,225	1,879,956	813,273	4,733,072	63.7 %
Dept	***	Police	3,079,077	4,347,225	1,879,956	813,273	4,733,072	63.7 %
Fire and Public Safety								
106047		EMS (FIRE)TRAINING (PVT)IAAI	12				12	100.0 %
106049		FIRE/LEPC (DOH) HMEP	58,315				58,315	100.0 %
116047		PRIVATE DONATIONS-FIRE DEPT	20,200				20,200	100.0 %
196050		FIRE TRAINING GRANT (CHEVRON)	508				508	100.0 %
196055		FEMA FIRE TRAINING FUNDS	6,338				6,338	100.0 %
220	*	FIRE CONTROL ADMIN/MAINT PROG	85,373	0	0	0	85,373	100.0 %
106057		FEMA FIRE MGT ASSISTANCE GRANT	468				468	100.0 %
116733		AUTO EXTRICATION EQUIPMENT		21,488	21,444		44	0.2 %
240	*	FIRE RESCUE OPERATIONS PROGRAM	468	21,488	21,444	0	512	2.3 %
196802		HAWAII TOURISM AUTHORITY	774				774	100.0 %
252	*	OCEAN SAFETY PROGRAM	774	0	0	0	774	100.0 %
Fund	**	SPECIAL REVENUE FUND	86,615	21,488	21,444	0	86,659	80.2 %
Dept	***	Fire and Public Safety	86,615	21,488	21,444	0	86,659	80.2 %
Emergency Management Agency								
106701		EMERGENCY MGT PERFORMANCE GRT	125,000		6,999		118,001	94.4 %
106702		STATE HOMELAND SECURITY	703,148		6,456	100,000	596,692	84.9 %
166702		ST HOMELAND SECURITY	12,509				12,509	100.0 %
176702		ST HOMELAND SECURITY	164,522				164,522	100.0 %
186701		EMERGENCY MGT PERFORMANCE GRT	12,254				12,254	100.0 %
186702		ST HOMELAND SECURITY	493,391		(20,767)		514,157	104.2 %
196701		EMERGENCY MGT PERFORMANCE GRT	59,696				59,696	100.0 %
196702		ST HOMELAND SECURITY	502,215		94,326	55,509	352,380	70.2 %

County of Maui
Statement of Appropriations and Expenditures
Grant Programs
Fiscal Year Ending 6/30/2021 - as of 12/31/2020

Index		Prior Year	Amended	Year	Current	Balance	% of
* Program	** Fund	Encumbrance	Budget /	to Date	Encumbrance	Available	Budget
	*** Department	/ Carryover	Lapses	Expended	12/31/2020		Available
196704	PRE-DISASTER MITIGATION	8,111		8,111			0.0 %
210	* CIVIL DEFENSE PROGRAM	2,080,846	0	95,125	155,509	1,830,211	88.0 %
Fund	** SPECIAL REVENUE FUND	2,080,846	0	95,125	155,509	1,830,211	88.0 %
Dept	*** Emergency Management Agency	2,080,846	0	95,125	155,509	1,830,211	88.0 %
Housing and Human Concerns							
106452	KAHULUI EMERGENCY HOUSING	4,487,386		2,738,504	1,736,591	12,291	0.3 %
107480	SEC 8 HOUSING VOUCHER FY20	3,369,731		2,490		3,367,241	99.9 %
107481	SEC 8 HOUSING ADMIN FY20	714,836		149	5,047	709,640	99.3 %
107482	FSS COORDINATOR GRANT	4,581				4,581	100.0 %
107484	FAM SELF-SUFFICIENCY PRG	39,540		25,165		14,375	36.4 %
116449	HOME FFY20 ADMINISTRATION		150,000			150,000	100.0 %
116450	HOME KAIAULU O HALELEA 64		1,734,200			1,734,200	100.0 %
116451	HOME KAIAULU O HALELEA 72		515,800			515,800	100.0 %
116452	HOME COVID19 TENANT BRA		450,000			450,000	100.0 %
116453	OHANA ZONE KAH/HOMELESS FAM		432,100		146,646	285,454	66.1 %
117480	SEC 8 HOUSING VOUCHER FY21		21,772,596	11,153,788		10,618,808	48.8 %
117481	SEC 8 HOUSING ADMIN FY21		1,725,372	370,841	112,157	1,242,374	72.0 %
117482	FSS COORDINATOR GRANT		43,135			43,135	100.0 %
156449	HOME FFY14 ADMINISTRATION	23,919		3,577	9,431	10,910	45.6 %
177712	SEC.8 FAMILY SELF-SUFFICIENT	139,230	13,803			153,033	100.0 %
186449	HOME FFY17 ADMINISTRATION	108,070		2,427	981	104,662	96.8 %
186457	NATL HTF ADMINISTRATION	73,369			10,195	63,174	86.1 %
187481	SEC 8 HOUSING ADMIN FY18	208,692	(208,791)	(99)			0.0 %
197480	SEC 8 HOUSING VOUCHER FY19	2,017,073				2,017,073	100.0 %
197481	SEC 8 HOUSING ADMIN FY19	634,610	(292,637)	341,973			0.0 %
197482	FSS COORDINATOR GRANT	3,114				3,114	100.0 %
197741	SEC8 HSG ASST PYMTS(HAP)-NRA	609,392	343,094			952,486	100.0 %
197751	SEC8 HSG ASST PYMTS(ADM)-NRA	2,016,753	3,592			2,020,345	100.0 %
310	* HOUSING PROGRAM	14,450,296	26,682,264	14,638,815	2,021,048	24,472,696	59.5 %
106741	KUPUNA CARE PROGRAM	520,956	994,442	220,639	203,620	1,091,140	72.0 %

County of Maui
Statement of Appropriations and Expenditures
Grant Programs
Fiscal Year Ending 6/30/2021 - as of 12/31/2020

Index		Prior Year	Amended	Year	Current	Balance	% of	
* Program	** Fund	*** Department	Encumbrance / Carryover	Budget / Lapses	to Date Expended	Encumbrance 12/31/2020	Available	Budget Available
106743			209,745	(34,245)	27,934	94,692	52,874	30.1 %
106769			478,049	82,341	235,706	31,088	293,596	52.4 %
106772			119,942			119,942		0.0 %
106776			197,681	108,795	152,327	2,416	151,734	49.5 %
106777			439,345	42,366	170,244	35,771	275,696	57.2 %
106778			15,803	3,757			19,560	100.0 %
106779			117,262	24,803	40,781	60,791	40,493	28.5 %
116429				1,309,828	123,725	86,024	1,100,079	84.0 %
116440				190,944	47,829		143,115	75.0 %
116613			190			190		0.0 %
116775				30,507			30,507	100.0 %
156429			430,690		84,152		346,538	80.5 %
156443			7,849	1,650	1,140		8,359	88.0 %
186743			24,981		8,640	16,310	31	0.1 %
186770			11,484	3,350			14,834	100.0 %
196741			176,744		155,890	19,495	1,359	0.8 %
196769			11,425		11,425			0.0 %
196773			15,941				15,941	100.0 %
316	*	AGING STATE/FEDERAL/PVT GRANTS	2,778,087	2,758,538	1,280,432	670,339	3,585,856	64.8 %
166774		STRATEGIC PREVENTION FRAMEWRK	143,389		24,247	65,143	53,999	37.7 %
318	*	HUMAN CONCERNS STATE/FEDERAL	143,389	0	24,247	65,143	53,999	37.7 %
106754		A&B KOKUA GIVING CONTRIBUTION	12,250		12,250			0.0 %
106771		RETIRED & SR VOL PRG FY2020	57,410		33,417		23,993	41.8 %
116754		A&B KOKUA GIVING CONTRIBUTION		20,000			20,000	100.0 %
116758		ASSTD TRANSPORT PVT CONTRIB		15,500	3,078		12,422	80.1 %
116760		CONGREGATE MLS PVT DONATION		165,000	26,038		138,962	84.2 %
116762		HOME DEL MEALS PVT DONATION		128,000	49,646		78,354	61.2 %
116764		ASSIST TRANSPORT-KUPUNA		223,014	56,300		166,714	74.8 %
116765		CONGREGATE MEALS TITLE III		200,459	78,115		122,344	61.0 %
116766		HOME DEL MEALS KUPUNA		169,248	97,109		72,139	42.6 %
116767		HOME DELIVERED MLS TITLE III		101,000	46,871		54,129	53.6 %

County of Maui
Statement of Appropriations and Expenditures
Grant Programs
Fiscal Year Ending 6/30/2021 - as of 12/31/2020

Index * Program ** Fund *** Department	Prior Year Encumbrance / Carryover	Amended Budget / Lapses	Year to Date Expended	Current Encumbrance 12/31/2020	Balance Available	% of Budget Available
116768 MATSON FOUNDATION CONTRIB		2,000	525		1,475	73.8 %
176763 LEISURE ACTIVITIES FY17	57,735		9,048		48,688	84.3 %
186763 LEISURE ACTIVITIES FY18	83,809				83,809	100.0 %
325 * H/C SENIOR SERVICES DIVISION	211,204	1,024,221	412,397	0	823,029	66.6 %
Fund ** SPECIAL REVENUE FUND	17,582,976	30,465,023	16,355,891	2,756,530	28,935,580	60.2 %
Dept *** Housing and Human Concerns	17,582,976	30,465,023	16,355,891	2,756,530	28,935,580	60.2 %
Parks and Recreation						
196797 NO KID HUNGRY	66				66	100.0 %
353 * PARKS PROGRAM	66	0	0	0	66	100.0 %
106795 PLAY & LEARN SESSIONS (PALS)	171,647				171,647	100.0 %
126218 ST/HI NAHIKU COMMUNITY CENTER	250,000				250,000	100.0 %
146508 WAR MEMORIAL STADIUM	829,855				829,855	100.0 %
361 * PARKS STATE GRANTS	1,251,502	0	0	0	1,251,502	100.0 %
Fund ** SPECIAL REVENUE FUND	1,251,568	0	0	0	1,251,568	100.0 %
Dept *** Parks and Recreation	1,251,568	0	0	0	1,251,568	100.0 %
Public Works						
116502 FHWA PROJS STATE REVIEWS	54	43,760			43,814	100.0 %
146660 FHWA VARIOUS PROJECTS COUNTY	1,180				1,180	100.0 %
442 * DPW STATE/FEDERAL ENGINEERING	1,234	43,760	0	0	44,994	100.0 %
106575 HARDENING OF MAUI CO HWY DIV	112,500		29,843	82,658		0.0 %
500 * HIGHWAY ADMINISTRATION PROGRAM	112,500	0	29,843	82,658	0	0.0 %
Fund ** SPECIAL REVENUE FUND	113,734	43,760	29,843	82,658	44,994	28.6 %
Dept *** Public Works	113,734	43,760	29,843	82,658	44,994	28.6 %
Transportation						
106908 FTA SEC5339 BUS/BUS FAC FORM	662,789			662,789		0.0 %
106909 FTA SEC5311 NON-URBANIZED	537,140			537,140		0.0 %
106914 FTA MAUI MPO FY20 UPWP	150,000				150,000	100.0 %

County of Maui
Statement of Appropriations and Expenditures
Grant Programs
Fiscal Year Ending 6/30/2021 - as of 12/31/2020


Index		Prior Year	Amended	Year	Current	Balance	% of	
* Program	** Fund	*** Department	Encumbrance / Carryover	Budget / Lapses	to Date Expended	Encumbrance 12/31/2020	Available	Budget Available
106915	FHWA MAUI MPO FY20	UPWP	265,770	62,500	132,021	27,353	168,897	51.5 %
116911	FFY17 FTA SEC5311	NON-URBANZD		492,600		492,600		0.0 %
116912	FTA RURAL/5339	FORMULA		589,199			589,199	100.0 %
116913	FFY18 FTA SEC5311	NON-URBANZD		534,000		534,000		0.0 %
116915	FHWA MAUI MPO FY21	UPWP		400,000		42,895	357,105	89.3 %
146804	FTA PLANNING PROGRAM	5305 (e)	3,817				3,817	100.0 %
176908	FTA SEC5339	BUS/BUS FAC FORM	391,262			196,582	194,680	49.8 %
176909	FTA SEC5311	NON-URBANIZED	8,637				8,637	100.0 %
176911	FHWA MAUI METRO	PLANNING ORG	142				142	100.0 %
186909	FTA SEC5311	NON-URBANIZED	113,437		32,007	69,951	11,479	10.1 %
186913	SEC5307	URBANIZED AREA FORMULA	314				314	100.0 %
186914	FTA MAUI MPO FY18	UPWP	2				2	100.0 %
196913	SEC5307	URBANIZED AREA FORMULA	2,171,175		1,930,765		240,410	11.1 %
196914	FTA MAUI MPO FY19	UPWP	1,158		1,158			0.0 %
196915	FHWA MAUI MPO FY19	UPWP	258,627		58,437	186,640	13,550	5.2 %
650	*	TRANSPORTATION	4,564,270	2,078,299	2,154,388	2,749,950	1,738,232	26.2 %
Fund	**	SPECIAL REVENUE FUND	4,564,270	2,078,299	2,154,388	2,749,950	1,738,232	26.2 %
Dept	***	Transportation	4,564,270	2,078,299	2,154,388	2,749,950	1,738,232	26.2 %
Environmental Management								
106905	ELECTRONIC WASTE	COLLECTION	47,983			47,983		0.0 %
116917	ADVANCE GLASS	DISP FEE		124,800			124,800	100.0 %
196907	ADVANCE GLASS	DISP FEE	115,390	(115,390)				-
545	*	ENVIRONMENTAL PROTECT&SUBSTAIN	163,373	9,410	0	47,983	124,800	72.2 %
136038	W MAUI RECYCLED	WTR SYSTEM EXP	671,000				671,000	100.0 %
146906	HYATT/W MAUI	RECYCLED WATER	501,237				501,237	100.0 %
146907	STARWOOD/W MAUI	RECYCLED WATER	1,863,840				1,863,840	100.0 %
196015	State of Hawaii	DOH 604b Grant	114,800		49,428	36,347	29,025	25.3 %
550	*	WASTEWATER ADMIN PROGRAM	3,150,877	0	49,428	36,347	3,065,102	97.3 %
Fund	**	SPECIAL REVENUE FUND	3,314,250	9,410	49,428	84,330	3,189,902	96.0 %

County of Maui
Statement of Appropriations and Expenditures
Grant Programs
Fiscal Year Ending 6/30/2021 - as of 12/31/2020

Index * Program ** Fund *** Department	Prior Year Encumbrance / Carryover	Amended Budget / Lapses	Year to Date Expended	Current Encumbrance 12/31/2020	Balance Available	% of Budget Available
Dept *** Environmental Management	<u>3,314,250</u>	<u>9,410</u>	<u>49,428</u>	<u>84,330</u>	<u>3,189,902</u>	<u>96.0 %</u>
Grand Total	45,813,568	101,816,271	74,550,918	13,683,498	59,395,424	40.2 %

III. Expenditures

III.C. Revolving / Special Programs



County of Maui
Statement of Appropriations and Expenditures
Revolving / Special Programs
Fiscal Year Ending 6/30/2021 - as of 12/31/2020

Index * Program ** Fund *** Department	Prior Year Encumbrance / Carryover	Amended Budget / Lapses	Year to Date Expended	Current Encumbrance 12/31/2020	Balance Available	% of Budget Available
Office of the Mayor						
101400 OPEN SPACE/NAT&CULT RSRC/SCENC	11,623,440	7,670,000		6,980	19,286,460	100.0 %
101402 EMERGENCY FUND	23,453,633				23,453,633	100.0 %
101410 HAMAKUALOA COASTAL	1,728,543		1,700,000		28,543	1.7 %
101412 SEPT2016 FLOODING EVENT	4,586,007		42,378		4,543,629	99.1 %
101414 COVID-19	2,194,791		91,439	6,565	2,096,789	95.5 %
101416 HAMAKUALOA CSTL MSTR PLAN STUD	140,000			140,000		0.0 %
101417 GRANT TO KE AO HALI`I	155				155	100.0 %
030 * OFFICE OF MAYOR ADMIN PROGRAM	43,726,569	7,670,000	1,833,817	153,545	49,409,209	96.1 %
101095 RECYCLING GRANT LOAN REVOLVING	127				127	100.0 %
101404 ECONOMIC DEVELOPMENT REVOLVING	20,000				20,000	100.0 %
040 * MAYOR ADMIN ECONOMIC DEV PRGMS	20,127	0	0	0	20,127	100.0 %
Fund ** SPECIAL REVENUE FUND	43,746,696	7,670,000	1,833,817	153,545	49,429,336	96.1 %
Dept *** Office of the Mayor	43,746,696	7,670,000	1,833,817	153,545	49,429,336	96.1 %
Management						
101413 EMPLOYEE PARKING FEES FUND	53,393		50,000		3,393	6.4 %
101413B EMPLOYEE PARKING FEES FUND		50,000			50,000	100.0 %
101413C EMPLOYEE PARKING FEES FUND	4,619				4,619	100.0 %
060 * MANAGEMENT PROGRAM	58,012	50,000	50,000	0	58,012	53.7 %
Fund ** SPECIAL REVENUE FUND	58,012	50,000	50,000	0	58,012	53.7 %
Dept *** Management	58,012	50,000	50,000	0	58,012	53.7 %
Finance						
101002 POST-EMPLOYMENT BENEFITS-OPEB	229,831				229,831	100.0 %
170 * COUNTY WIDE COSTS PROGRAM	229,831	0	0	0	229,831	100.0 %
Fund ** SPECIAL REVENUE FUND	229,831	0	0	0	229,831	100.0 %
Dept *** Finance	229,831	0	0	0	229,831	100.0 %
Planning						
Police						

County of Maui
Statement of Appropriations and Expenditures
Revolving / Special Programs
Fiscal Year Ending 6/30/2021 - as of 12/31/2020

Index * Program ** Fund *** Department	Prior Year Encumbrance / Carryover	Amended Budget / Lapses	Year to Date Expended	Current Encumbrance 12/31/2020	Balance Available	% of Budget Available
101060 ALARM SYSTEM REVOLVING FUND	359,624		75,000	231	284,393	79.1 %
101060B ALARM SYSTEM REVOLVING FUND	90,985	75,000	13,099	432	152,454	91.8 %
280 * UNIFORMED PATROL SERVICES PROG	450,609	75,000	88,099	663	436,847	83.1 %
Fund ** SPECIAL REVENUE FUND	450,609	75,000	88,099	663	436,847	83.1 %
Dept *** Police	450,609	75,000	88,099	663	436,847	83.1 %
Fire and Public Safety						
101075 FIRE PLAN REVIEW FEES	555,754		408,726		147,028	26.5 %
101075A FIRE PLAN REVIEW FEES SALARIES		129,044	62,967		66,077	51.2 %
101075B FIRE PLAN REVIEW FEES OPERTN		169,682	3,929		165,753	97.7 %
101075C FIRE PLAN REVIEW FEES EQUIPMNT		110,000	5,950	79,677	24,373	22.2 %
250 * FIRE PREVENTION PROGRAM	555,754	408,726	481,572	79,677	403,231	41.8 %
Fund ** SPECIAL REVENUE FUND	555,754	408,726	481,572	79,677	403,231	41.8 %
Dept *** Fire and Public Safety	555,754	408,726	481,572	79,677	403,231	41.8 %
Liquor Control						
101139 LIQUOR EDUCATION FUNDS	305,215		100,450		204,765	67.1 %
101139B LIQUOR EDUCATION OPERATIONS		70,180	20,761	7,970	41,450	59.1 %
101140B LIQ ED - UNDERAGE ALC PREV	20,000	30,000			50,000	100.0 %
200 * LIQUOR CONTROL GENERAL PROG	325,215	100,180	121,211	7,970	296,215	69.6 %
Fund ** SPECIAL REVENUE FUND	325,215	100,180	121,211	7,970	296,215	69.6 %
Dept *** Liquor Control	325,215	100,180	121,211	7,970	296,215	69.6 %
Housing and Human Concerns						
101025 ANIMAL MANAGEMENT REVOLVING	103,884		60,000		43,884	42.2 %
101025B ANIMAL MANAGEMENT REVOLVING	60,000	120,000		60,000	120,000	66.7 %
300 * HSG & HUMAN CONCERNS ADM PROG	163,884	120,000	60,000	60,000	163,884	57.7 %
101001 AFFORDABLE HSG FUND-CW	33,676,117	31,417,116	10,383,286		54,709,947	84.0 %
101001B AFFORDABLE HSG FUND-CW	39,492	70,000			109,492	100.0 %
101004 AFFORDABLE HSG FND-WEST MAUI	3,909,037				3,909,037	100.0 %
101013 AFFORDABLE HOUSING- KULAMALU	98,073				98,073	100.0 %

County of Maui
Statement of Appropriations and Expenditures
Revolving / Special Programs
Fiscal Year Ending 6/30/2021 - as of 12/31/2020

Index		Prior Year	Amended	Year	Current	Balance	% of	
* Program	** Fund	*** Department	Encumbrance / Carryover	Budget / Lapses	to Date Expended	Encumbrance 12/31/2020	Available	Budget Available
101016	LANAI AHP PHASE I		3,826,900			80,015	3,746,885	97.9 %
101022	NA HALE O MAUI KAHOMA PRJ		29,338		29,338			0.0 %
101030	HOUSING SEC.8 CERTIFICATE		5,735				5,735	100.0 %
101032	RESIDENTIAL WRKFORCE BUY-BACK		478,378				478,378	100.0 %
101033	FIRST-TIME HOME BUYERS' 19		853,628				853,628	100.0 %
101035	FRONT ST APTS AHP FUNDS		250,000			250,000		0.0 %
101038	KA HALE A KE OLA WS STRCASE		442,040		240,937	201,103		0.0 %
101039	HANA AFFORDABLE HSG PRJ		5,000,000			5,000,000		0.0 %
101040	KA HALE A KE OLA RNWL PH3		15,324				15,324	100.0 %
101041	AHF KAIAPULU O KUPUOHU APTS		6,382,000		4,007,000	2,375,000		0.0 %
101043	HALE MAHAOLU LOKENANI HALE			4,000,000	4,000,000			0.0 %
101045	AHF ALOHA HOUSE			900,000	450,000	450,000		0.0 %
101046	AHF KAHOMA RESIDENTIAL SUBD			707,258			707,258	100.0 %
101047	AHF 95 S KANE ST KAHULUI			3,000,000		3,000,000		0.0 %
101055	HOUSING SEC.8 VOUCHER PROGRAM		17,755				17,755	100.0 %
101089	RENTAL HOUSING REVOLVING		52,775				52,775	100.0 %
310	* HOUSING PROGRAM		55,076,592	40,094,374	19,110,561	11,356,118	64,704,287	68.0 %
101017	KAUNOA SR SVCS LEISURE PRG RF		419,258		350,145		69,113	16.5 %
101017A	KAUNOA SR LEISURE SALARY			150,000	472		149,528	99.7 %
101017B	KAUNOA SR LEISURE OPERATION			200,000	1,316		198,684	99.3 %
101246	MOLOKAI AG LOAN PROGRAM		172,160				172,160	100.0 %
320	* HUMAN CONCERNS PROGRAM		591,418	350,000	351,933	0	589,485	62.6 %
Fund	** SPECIAL REVENUE FUND		55,831,894	40,564,374	19,522,494	11,416,118	65,457,656	67.9 %
Dept	*** Housing and Human Concerns		55,831,894	40,564,374	19,522,494	11,416,118	65,457,656	67.9 %
Parks and Recreation								
101401	OCEAN RECREATIONAL ACTIVITY		494,208	202,200			696,408	100.0 %
340	* PARKS & REC ADMIN PROG		494,208	202,200	0	0	696,408	100.0 %
101113	HWY BEAUT CWD/TREE TRIM PROG		2,000,155				2,000,155	100.0 %
350	* PARK MAINTENANCE PROGRAM		2,000,155	0	0	0	2,000,155	100.0 %

County of Maui
Statement of Appropriations and Expenditures
Revolving / Special Programs
Fiscal Year Ending 6/30/2021 - as of 12/31/2020


Index * Program ** Fund *** Department	Prior Year Encumbrance / Carryover	Amended Budget / Lapses	Year to Date Expended	Current Encumbrance 12/31/2020	Balance Available	% of Budget Available
Fund ** SPECIAL REVENUE FUND	2,494,363	202,200	0	0	2,696,563	100.0 %
Dept *** Parks and Recreation	2,494,363	202,200	0	0	2,696,563	100.0 %
Public Works						
101116 HWY BEAUT TREE TRIMMING	27,125	317,083	31,329		312,879	90.9 %
450 * SPECIAL MAINTENANCE PROGRAM	27,125	317,083	31,329	0	312,879	90.9 %
101303 PLAN REVIEW REVOLVING LUCA	4,110,921		1,953,175	15,994	2,141,752	52.1 %
101303A PLAN REVIEW REVOLVING SAL	1,033	1,024,975	448,300		577,708	56.3 %
101303B PLAN REVIEW REVOLVING OP	434	537,200	130,642	124,688	282,304	52.5 %
101303C PLAN REVIEW REVOLVING EQ		391,000	189,225	29,222	172,553	44.1 %
101311 SUBDIVISION CONSTRN REVOLVING	21,958				21,958	100.0 %
460 * DEVELOPMENT SERVICES ADMINSTRN	4,134,346	1,953,175	2,721,342	169,904	3,196,275	52.5 %
Fund ** SPECIAL REVENUE FUND	4,161,471	2,270,258	2,752,671	169,904	3,509,154	54.6 %
Dept *** Public Works	4,161,471	2,270,258	2,752,671	169,904	3,509,154	54.6 %
Environmental Management						
101191B TEENS ON CALL PAIA BY PASS		10,000	4,994	4,994	13	0.1 %
101255 HWY BEAUT-ABAND VEH REVOLV'G	183,424				183,424	100.0 %
101255A HWY BEAUT-ABAND VEH REV'G SAL		107,734	51,086		56,648	52.6 %
101255B HWY BEAUT-ABAND VEH REV'G OPR	253,430	1,356,935	605,174	956,954	48,238	3.0 %
101257 HAMAKUALOA REMOVAL/ABAND VEH		100,000	677		99,323	99.3 %
542 * ENV PROTECTION & SUBSTAINABILI	436,854	1,574,669	661,931	961,948	387,646	19.3 %
101120A VEHICLE DISPOSAL FEE		64,172			64,172	100.0 %
101120B VEHICLE DISPOSAL FEE		1,000,000	110,843	218,259	670,898	67.1 %
101120C VEHICLE DISPOSAL FEE		6,000			6,000	100.0 %
545 * ENVIRONMENTAL PROTECT&SUBSTAIN	0	1,070,172	110,843	218,259	741,070	69.2 %
101253 NASKA PUMP STATION	914				914	100.0 %
550 * WASTEWATER ADMIN PROGRAM	914	0	0	0	914	100.0 %
Fund ** SPECIAL REVENUE FUND	437,768	2,644,841	772,774	1,180,207	1,129,630	36.6 %

County of Maui
Statement of Appropriations and Expenditures
Revolving / Special Programs
Fiscal Year Ending 6/30/2021 - as of 12/31/2020

Index * Program ** Fund *** Department	Prior Year Encumbrance / Carryover	Amended Budget / Lapses	Year to Date Expended	Current Encumbrance 12/31/2020	Balance Available	% of Budget Available
Dept *** Environmental Management	<u>437,768</u>	<u>2,644,841</u>	<u>772,774</u>	<u>1,180,207</u>	<u>1,129,630</u>	<u>36.6 %</u>
Grand Total	108,291,613	53,985,579	25,622,638	13,008,084	123,646,475	76.2 %

IV. Capital Improvement Program by District

IV. Capital Improvements Program by District



County of Maui
Statement of Appropriations and Expenditures
Capital Improvement Program by District
Fiscal Year Ending 6/30/2021 - as of 12/31/2020

01	Hana	Prior Year	Amended	Year	Current	Balance	% of
	Index	Encumbrance	Budget /	to Date	Encumbrance	Available	Budget
	* Activity ** Program *** District	/ Carryover	Lapses	Expended	12/31/2020		Available
301250	MAHALAWA BRIGDE REPLCMNT	1,123,126			1,123,126		0.0 %
301289	MAHALAWA BRIGDE REPLCMNT	494		494			0.0 %
90189	* MAHALAWA BRIDGE REPLACEMENT	1,123,620	0	494	1,123,126	0	0.0 %
301290	WAIKAKOI BRIDGE REPLACEMENT	850,000			850,000		0.0 %
90190	* WAIKAKOI BRIDGE REPLACEMENT	850,000	0	0	850,000	0	0.0 %
389252	HANA HWY LANDSLIDE REPAIRS	52,372	(52,372)				-
98052	* HANA HWY LANDSLIDE RPRS POST42	52,372	(52,372)	0	0	0	- -
389253	WAIOPAI BRIDGE REPAIRS	44,600			44,600		0.0 %
389282	WAIOPAI BRIDGE REPAIRS	7,147			7,147		0.0 %
98053	* WAIOPAI BRIDGE REPAIRS	51,747	0	0	51,747	0	0.0 %
390274	MAHALAWA BRDG REPLACEMENT	10,246		10,246			0.0 %
99194	* MAHALAWA BRIDGE REPLACEMENT	10,246	0	10,246	0	0	0.0 %
901	** Drainage	2,087,985	(52,372)	10,740	2,024,873	0	0.0 %
301230	OLD HANA SCH IMPROVEMENTS	315,601		3,822	311,779		0.0 %
90145	* OLD HANA SCHOOL IMPROVEMENTS	315,601	0	3,822	311,779	0	0.0 %
301266	HELENE HALL IMPROVEMENTS	445,220			445,220		0.0 %
90146	* HELENE HALL IMPROVEMENTS	445,220	0	0	445,220	0	0.0 %
367298	NAHIKU COMMUNITY CENTER	36,267			36,267		0.0 %
96098	* NAHIKU COMMUNITY CENTER	36,267	0	0	36,267	0	0.0 %
903	** Government Facilities	797,088	0	3,822	793,266	0	0.0 %
310055	HANA PRK TENNIS/BBALL COURTS		1,290,000	4,344	54,630	1,231,026	95.4 %
310254	OLD HANA SCHOOL IMPRMNT		653,711		653,711		0.0 %

County of Maui
Statement of Appropriations and Expenditures
Capital Improvement Program by District
Fiscal Year Ending 6/30/2021 - as of 12/31/2020

01	Hana Index * Activity ** Program *** District	Prior Year Encumbrance / Carryover	Amended Budget / Lapses	Year to Date Expended	Current Encumbrance 12/31/2020	Balance Available	% of Budget Available
90001	* FY 2021 CIP PROJECTS	0	1,943,711	4,344	708,341	1,231,026	63.3 %
301347	HANA-KEA-KAI PARKS SYSTEM	425,120		42,006	383,114		0.0 %
90147	* HANA-KEA-KAILUA PARKS IMPRV	425,120	0	42,006	383,114	0	0.0 %
301348	HANA PRK TENNIS/BBALL COURTS	70,000		69,914	86		0.0 %
90148	* HANA PARK TENNIS/BASKETBALL	70,000	0	69,914	86	0	0.0 %
301249	ADA ACCESS HANA BALL PARK	417		417			0.0 %
90149	* ADA ACCESS TO HANA BALL PARK	417	0	417	0	0	0.0 %
356402	PA'ANI MAI PARK IMPROVM	106,561			106,561		0.0 %
95002	* PA'ANI MAI PARK IMPROVEMENTS	106,561	0	0	106,561	0	0.0 %
367101	HANA-KEANAE-KAILUA PARKS	33,135			33,135		0.0 %
96001	* HANA-KEA-KAILUA PARKS SYSTEM	33,135	0	0	33,135	0	0.0 %
389230	HELENE HALL IMPROVEMENTS	10,410			10,410		0.0 %
98030	* HELENE HALL IMPROVEMENTS	10,410	0	0	10,410	0	0.0 %
390041	HANA-KEA-LAI PARKS SYSTEM	14,226		8,271	5,955		0.0 %
99146	* HANA-KEANAE-KAILUA PRKS SYSTEM	14,226	0	8,271	5,955	0	0.0 %
904	** Parks and Recreation	659,869	1,943,711	124,952	1,247,602	1,231,026	47.3 %
310287	KALEPA REVETMENT/SEAWALL		419,816		419,816		0.0 %
90001	* FY 2021 CIP PROJECTS	0	419,816	0	419,816	0	0.0 %
301251	KOUKOUAI BRIDGE REPLACEMENT	1,437,634		2,500	1,435,135		0.0 %
90191	* KOUKOUAI BRIDGE REPLACEMENT	1,437,634	0	2,500	1,435,135	0	0.0 %
301392	KALEPA ROCKFALL REPAIRS	349,850	(149,350)		200,500		0.0 %

County of Maui
Statement of Appropriations and Expenditures
Capital Improvement Program by District
Fiscal Year Ending 6/30/2021 - as of 12/31/2020

01	Hana	Prior Year	Amended	Year	Current	Balance	% of
	Index	Encumbrance	Budget /	to Date	Encumbrance	Available	Budget
	* Activity ** Program *** District	/ Carryover	Lapses	Expended	12/31/2020		Available
90192	* KALEPA ROCKFALL REPAIRS	349,850	(149,350)	0	200,500	0	0.0 %
317003	HANA DISTRICT RD RESURFACING	4,208			4,208		0.0 %
91000	* FY 2001 CIP projects	4,208	0	0	4,208	0	0.0 %
378279	KOUKOUAI BRIDGE REHAB	119,870			119,870		0.0 %
97079	* KOUKOUAI BRIDGE REHABILITATION	119,870	0	0	119,870	0	0.0 %
390022	KEANAE ROAD SAFETY IMPROVEMENT	2,000,000			2,000,000		0.0 %
99099	* State/Fed/Private 99/09/19	2,000,000	0	0	2,000,000	0	0.0 %
390275	KALEPA REVETMENT/SEAWALL REP	413,112			413,112		0.0 %
99195	* KALEPA REVETMENT/SW REPAIRS	413,112	0	0	413,112	0	0.0 %
390276	MAKA'AKAE RD RESURFACING	493,980			493,980		0.0 %
99196	* MAKA'ALAE ROAD RESURFACING	493,980	0	0	493,980	0	0.0 %
390083	KALEPA ROCKFALL REPAIRS	126,692		24,302	102,390		0.0 %
99197	* KALEPA ROCKFALL REPAIRS	126,692	0	24,302	102,390	0	0.0 %
907	** Roads	4,945,346	270,466	26,802	5,189,011	0	0.0 %
301205	HANA LF OFFICE TRAILER/PV EXP	24,997			24,997		0.0 %
90105	* HANA LF OFFICE TRAILER/PV EXP	24,997	0	0	24,997	0	0.0 %
389704	HANA LF MAKAI BERM WASTE RMVL	376	(376)				-
98004	* HANA LDFILL MAKAI BW REMOVAL	376	(376)	0	0	0	--
908	** Solid Waste Facilities	25,373	(376)	0	24,997	0	0.0 %
390009	HELENE HALL SEPTIC IMPRV	49,169		31,245	17,924		0.0 %
99114	* HELENE HALL SEPTIC SYSTEM IMPR	49,169	0	31,245	17,924	0	0.0 %

County of Maui
Statement of Appropriations and Expenditures
Capital Improvement Program by District
Fiscal Year Ending 6/30/2021 - as of 12/31/2020

01	Hana	Prior Year	Amended	Year	Current	Balance	% of
Index	Activity ** Program *** District	Encumbrance	Budget /	to Date	Encumbrance	Available	Budget
* Activity ** Program *** District		/ Carryover	Lapses	Expended	12/31/2020		Available
909	** Wastewater Facilities	49,169	0	31,245	17,924	0	0.0 %
District *** Hana		<u>8,564,830</u>	<u>2,161,429</u>	<u>197,561</u>	<u>9,297,673</u>	<u>1,231,026</u>	<u>11.5 %</u>

County of Maui
Statement of Appropriations and Expenditures
Capital Improvement Program by District
Fiscal Year Ending 6/30/2021 - as of 12/31/2020

02	Paia-Haiku	Prior Year Encumbrance / Carryover	Amended Budget / Lapses	Year to Date Expended	Current Encumbrance 12/31/2020	Balance Available	% of Budget Available
	Index * Activity ** Program *** District						
310064	HAIKU PARK RESTROOM		400,000			400,000	100.0 %
310065	LOWER PAIA PARK PARKING LOT		600,000			600,000	100.0 %
310066	KALAKUPUA PLYGRND SLIDE FOURTH		15,000			15,000	100.0 %
90001	* FY 2021 CIP PROJECTS	0	1,015,000	0	0	1,015,000	100.0 %
301261	ALFRED BOTEILHO,SR. GYM IMP	1,897,880			1,897,880		0.0 %
90161	* A "FLAKO" BOTEILHO SR GYM IMP	1,897,880	0	0	1,897,880	0	0.0 %
301362	PAIA-HAIKU PARKS SYSTEM	260,000	(68,025)	700	191,275		0.0 %
90162	* PAIA-HAIKU PARKS SYSTEM	260,000	(68,025)	700	191,275	0	0.0 %
301363	HAIKU PARK RESTROOM	455,675	(392,334)	23,719	39,622		0.0 %
90163	* HAIKU PARKS RESTROOM	455,675	(392,334)	23,719	39,622	0	0.0 %
378254	PAIA-HAIKU PARKS SYSTEM	49,891			49,891		0.0 %
378353	PAIA-HAIKU PARKS SYSTEM	6,410		6,410			0.0 %
97053	* PAIA-HAIKU PARKS SYSTEM	56,301	0	6,410	49,891	0	0.0 %
389238	PAIA-HAIKU PARKS SYSTEM	4,649		4,649			0.0 %
389272	PAIA-HAIKU PARKS SYSTEM	1,563		1,563			0.0 %
98038	* PAIA-HAIKU PARKS SYSTEM	6,212	0	6,212	0	0	0.0 %
390268	ALFRED BOTEILHO,SR. GYM IMP	19,906			19,906		0.0 %
99172	* ALFRED F. BOTEILHO, SR GYM IMP	19,906	0	0	19,906	0	0.0 %
390058	PAIA-HAIKU PARKS SYSTEM	30,438		13,689	16,749		0.0 %
390253	PAIA-HAIKU PARKS SYSTEM	233,125		233,125			0.0 %
390264	PAIA-HAIKU PARKS SYSTEM	544,781		293,860	250,921		0.0 %
99173	* PAIA-HAIKU PARKS SYSTEM	808,344	0	540,674	267,670	0	0.0 %
904	** Parks and Recreation	3,504,318	554,641	577,715	2,466,244	1,015,000	25.0 %
310093	BALDWIN AVE PUBLIC PRKG LOT IM		200,000			200,000	100.0 %

County of Maui
Statement of Appropriations and Expenditures
Capital Improvement Program by District
Fiscal Year Ending 6/30/2021 - as of 12/31/2020

02	Paia-Haiku	Prior Year Encumbrance / Carryover	Amended Budget / Lapses	Year to Date Expended	Current Encumbrance 12/31/2020	Balance Available	% of Budget Available
	Index * Activity ** Program *** District						
310094	N SHOR GREENWAY BIKE PATH FENC		50,000			50,000	100.0 %
90001	* FY 2021 CIP PROJECTS	0	250,000	0	0	250,000	100.0 %
301242	KAUPAKALUA RD PVMNT RECON	671,825		69,346	602,478		0.0 %
301279	KAUPAKALUA RD PVMNT RECON	17,403		17,403			0.0 %
90199	* KAUPAKALUA RD PVMNT RECONSTRN	689,228	0	86,749	602,478	0	0.0 %
301400	HAIKU RD GUARDRAIL/SHLDR IMPR	200,000			200,000		0.0 %
90200	* HAIKU RD GUARDRAIL/SHLDR IMPRV	200,000	0	0	200,000	0	0.0 %
378393	KAUPAKALUA PVEMNT RECONST	23,760		2,640	21,120		0.0 %
97093	* KAUPAKALUA RD PAVEMNT RECONS	23,760	0	2,640	21,120	0	0.0 %
389259	KAUPAKALUA RD PVMNT RECONST	524,938		233,979	290,959		0.0 %
389275	KAUPAKALUA RD PVMNT RECONST	400			400		0.0 %
98059	* KAUPAKALUA RD PAVEMNT RECONSTR	525,338	0	233,979	291,359	0	0.0 %
389276	NORTH SHORE GREENWAY PRJ	4,649			4,649		0.0 %
98060	* NORTH SHORE GREENWAY PROJECT	4,649	0	0	4,649	0	0.0 %
389025	N SHORE GREENWAY PHASE 4	68,126		7,926	61,199	(1,000)	(1.5)%
98099	* FY98/08/18 ST/FED/PVT	68,126	0	7,926	61,199	(1,000)	(1.5)%
390092	HAIKU RD GUARDRAIL/SHLDR IMPR	144,154		34,160	109,994		0.0 %
99206	* HAIKU RD GUARDRAIL/SHOULDR IMPR	144,154	0	34,160	109,994	0	0.0 %
907	** Roads	1,655,255	250,000	365,454	1,290,799	249,000	13.1 %
301311	9	181,979	(181,979)				-
90111	* KUAU No.3 FM REPLACEMENT	181,979	(181,979)	0	0	0	- -
301312	KUAU NO.4 FM REPLACEMENT	540,000	(164,174)		375,826		0.0 %

County of Maui
Statement of Appropriations and Expenditures
Capital Improvement Program by District
Fiscal Year Ending 6/30/2021 - as of 12/31/2020

02	Paia-Haiku	Prior Year	Amended	Year	Current	Balance	% of
Index	Activity ** Program *** District	Encumbrance	Budget /	to Date	Encumbrance	Available	Budget
* Activity ** Program *** District		/ Carryover	Lapses	Expended	12/31/2020		Available
90112	* KUAU No.4 FM REPLACEMENT	540,000	(164,174)	0	375,826	0	0.0 %
909	** Wastewater Facilities	721,979	(346,153)	0	375,826	0	0.0 %
District ***	Paia-Haiku	<u>5,881,552</u>	<u>458,488</u>	<u>943,169</u>	<u>4,132,869</u>	<u>1,264,000</u>	<u>19.9 %</u>

County of Maui
Statement of Appropriations and Expenditures
Capital Improvement Program by District
Fiscal Year Ending 6/30/2021 - as of 12/31/2020

03	Makawao-Pukalani-Kula	Prior Year Encumbrance / Carryover	Amended Budget / Lapses	Year to Date Expended	Current Encumbrance 12/31/2020	Balance Available	% of Budget Available
Index	* Activity ** Program *** District						
379239	DITCH IMPRV WAIPOLI RD	61,701			61,701		0.0 %
97087	* DITCH IMPR AT WAIPOLI RD	61,701	0	0	61,701	0	0.0 %
389257	DITCH IMPRV AT WAIPOLI RD	35,199			35,199		0.0 %
98057	* DITCH IMPRV - WAIPOLI RD	35,199	0	0	35,199	0	0.0 %
389258	HIOLANI ST DRAINAGE IMPRV	832,350		633,818	198,532		0.0 %
98058	* HIOLANI ST DRAINAGE IMPRVMNT	832,350	0	633,818	198,532	0	0.0 %
901	** Drainage	929,250	0	633,818	295,432	0	0.0 %
301027	SOH UPCOUNTRY MAUI AGRI PARK	3,500,000				3,500,000	100.0 %
90099	* State/federal/pri fy 2000&2010	3,500,000	0	0	0	3,500,000	100.0 %
902	** Other Projects	3,500,000	0	0	0	3,500,000	100.0 %
315305	DMVL PUKALANI SATELLITE OFFICE		250,000			250,000	100.0 %
90001	* FY 2021 CIP PROJECTS	0	250,000	0	0	250,000	100.0 %
903	** Government Facilities	0	250,000	0	0	250,000	100.0 %
301356	MAK-PU-KULA-ULU PARKS SYSTEM	175,000	(568)	700	173,732		0.0 %
90156	* MAK-PUK-KULA-ULU PARKS SYSTEM	175,000	(568)	700	173,732	0	0.0 %
301357	HANNIVAL TAVARES CC IMPRV	585,341		42,787	542,554		0.0 %
90157	* H TAVARES COM'TY CTR IMPRV	585,341	0	42,787	542,554	0	0.0 %
301358	KULA PARK PLAYGROUND	265,616	(95,980)	169,636			0.0 %
301359	KULA PARK PLAYGROUND	138,650	(138,650)				-
90158	* KULA PARK PLAYGROUND	404,266	(234,630)	169,636	0	0	0.0 %
367103	MAK-PUK-KULA ULU PARKS	38,914			38,914		0.0 %
96003	* MAKAWAO-PUK-K-U PARKS SYSTEM	38,914	0	0	38,914	0	0.0 %

County of Maui
Statement of Appropriations and Expenditures
Capital Improvement Program by District
Fiscal Year Ending 6/30/2021 - as of 12/31/2020

03	Makawao-Pukalani-Kula	Prior Year	Amended	Year	Current	Balance	% of
	Index	Encumbrance	Budget /	to Date	Encumbrance	Available	Budget
	* Activity ** Program *** District	/ Carryover	Lapses	Expended	12/31/2020		Available
390261	WAIAKOA GYM IMPRVMENTS	13,669			13,669		0.0 %
99165	* WAIAKOA GYM IMPROVEMENTS	13,669	0	0	13,669	0	0.0 %
390053	KULA PARK PLAYGROUND	22,778	(19,123)	3,655			0.0 %
99168	* KULA PARK PLAYGROUND	22,778	(19,123)	3,655	0	0	0.0 %
904	** Parks and Recreation	1,239,968	(254,321)	216,778	768,869	0	0.0 %
520930	POOKELA WELL B(DEVOPMENT)	470,000	(470,000)				-
90223	* POOKELA WELL B (DEVT PHASE)	470,000	(470,000)	0	0	0	--
541160	KAMAOLE TANK REPLACE-DESIGN	1,781		1,781			0.0 %
91058	* Mak/Puk/Kula distrbtn sys impr	1,781	0	1,781	0	0	0.0 %
524750	MAK-PUK-KULA DIST SYST IMPRV	6,929			6,929		0.0 %
94090	* MAKA-PUKA-KULA DIST SYSTEM IMP	6,929	0	0	6,929	0	0.0 %
547020	UPCOUNTRY RELIABLE CAPACITY	95,094			95,094		0.0 %
97113	* UPCOUNTRY RELIABLE CAPACITY	95,094	0	0	95,094	0	0.0 %
529520	PH10 BOOSTER PUMP IMPROVMENTTS	4,133,744			4,133,744		0.0 %
549040	PH10 BOOSTER PUMP IMPROVEMENTS	2,800,000			2,800,000		0.0 %
99224	* PHASE 10 BOOSTER PUMP IMPR	6,933,744	0	0	6,933,744	0	0.0 %
539070	POOKELA WELL B	3,004,637		11,685	2,992,953		0.0 %
99225	* POOKELA WELL B	3,004,637	0	11,685	2,992,953	0	0.0 %
905	** WATER SUPPLY	10,512,185	(470,000)	13,466	10,028,720	0	0.0 %
301390	O HALEA HWY TRAFFIC SIG'L UPGR	199,525	(7,817)	878	190,830		0.0 %
90132	* OLD HALEA TRAFFIC SIGNAL UPGRD	199,525	(7,817)	878	190,830	0	0.0 %
301394	GRDRAIL/SHLDR IMPRV VAR LOC	264,203	(195,523)	372	68,308		0.0 %

County of Maui
Statement of Appropriations and Expenditures
Capital Improvement Program by District
Fiscal Year Ending 6/30/2021 - as of 12/31/2020

03	Makawao-Pukalani-Kula	Prior Year Encumbrance / Carryover	Amended Budget / Lapses	Year to Date Expended	Current Encumbrance 12/31/2020	Balance Available	% of Budget Available
Index	* Activity ** Program *** District						
90138	* GRDRL/SHLDR IMPRV VAR LOCATION	264,203	(195,523)	372	68,308	0	0.0 %
301252	PUKALANI TERRACE SDV PVMT	1,627,444	(3,626)	12,713	1,614,731	(3,626)	(0.2)%
301297	PUKALANI TERRACE SDV PVMT	50		50			0.0 %
90197	* PUKALANI TERRACE SUBDIV PVMNT	1,627,494	(3,626)	12,763	1,614,731	(3,626)	(0.2)%
345274	HALEAKALA HWY INTERSECT IMPR	2,000		2,000			0.0 %
94040	* HALEAKALA HWY INTERSEC/MAKAWAO	2,000	0	2,000	0	0	0.0 %
345403	BALDWIN AVE RESURFACING	2,502			2,501	1	0.0 %
345410	HALEAKALA HWY INTERSEC IMPR	1,250,000			525,209	724,791	58.0 %
94099	* State/Fed/Private FY94/04/2014	1,252,502	0	0	527,710	724,792	57.9 %
356223	KOKOMO RD PAVEMENT RECON	45,550			45,550		0.0 %
95038	* KOKOMO RD PAVEMENT RECONSTRCTN	45,550	0	0	45,550	0	0.0 %
367010	MAK/MAKANI ROAD IMPROVEMENTS	191,258			191,258		0.0 %
96000	* FY2006/1996 CIP Projects	191,258	0	0	191,258	0	0.0 %
378389	KOKOMO/MAK AVE PAVEMNT RECONST	774	(727)	47			0.0 %
97089	* KOKOMO/MAK AVE PAVEMNT RECON	774	(727)	47	0	0	0.0 %
376740	KOKOMO RD/MAK AVE PVMNT PH2	76,637				76,637	100.0 %
97099	* State/Fed/PVT FY96 FY06 FY16	76,637	0	0	0	76,637	100.0 %
389020	KAUPAKALUA RD PAVEMENT RECONS	1,024,421		411,560	609,974	2,887	0.3 %
98099	* FY98/08/18 ST/FED/PVT	1,024,421	0	411,560	609,974	2,887	0.3 %
390088	PUKALANI TERRACE SDV PAVE RECO	982,702			982,702		0.0 %
99202	* PUK TERRACE SUB PAVE RECONST	982,702	0	0	982,702	0	0.0 %
390089	OLD HAL HWY DW (MAK AVE-PUK ST	80,014		2,288	77,726		0.0 %

County of Maui
Statement of Appropriations and Expenditures
Capital Improvement Program by District
Fiscal Year Ending 6/30/2021 - as of 12/31/2020

03	Makawao-Pukalani-Kula	Prior Year	Amended	Year	Current	Balance	% of
Index	Activity ** Program *** District	Encumbrance	Budget /	to Date	Encumbrance	Available	Budget
* Activity ** Program *** District	Activity ** Program *** District	/ Carryover	Lapses	Expended	12/31/2020	Available	Available
99203	* OLD HAL HWY SDW MAK AVE TO PUK	80,014	0	2,288	77,726	0	0.0 %
907	** Roads	5,747,080	(207,693)	429,908	4,308,789	800,690	14.5 %
District ***	Makawao-Pukalani-Kula	<u>21,928,483</u>	<u>(682,014)</u>	<u>1,293,970</u>	<u>15,401,810</u>	<u>4,550,690</u>	<u>21.4 %</u>

County of Maui
Statement of Appropriations and Expenditures
Capital Improvement Program by District
Fiscal Year Ending 6/30/2021 - as of 12/31/2020

04	Wailuku-Kahului	Prior Year Encumbrance / Carryover	Amended Budget / Lapses	Year to Date Expended	Current Encumbrance 12/31/2020	Balance Available	% of Budget Available
	Index * Activity ** Program *** District						
536120	KANAHA BEACH GREYWATER REUSE		450,000			450,000	100.0 %
91099	* State/Fed/Private FY2001/2011	0	450,000	0	0	450,000	100.0 %
788	** DWS SPECIAL REVENUE GRANT	0	450,000	0	0	450,000	100.0 %
310291	C MAUI DRAINLINE REPAIRS		6,740		6,740		0.0 %
90001	* FY 2021 CIP PROJECTS	0	6,740	0	6,740	0	0.0 %
301246	CERTIFICATION OF LEVEES NO.27	377,435		3,000	374,435		0.0 %
90206	* CERT LEVEES/ADDL WORK #27	377,435	0	3,000	374,435	0	0.0 %
301247	WAILUKU HTS DRAINLN/OUTLET RPR	606,379			606,379		0.0 %
90207	* WAILUKU HEIGHTS DRNLN/OUTLET	606,379	0	0	606,379	0	0.0 %
389261	CENTRAL MAUI DRAINAGE REPAIRS	138,797		24,675	114,122		0.0 %
389277	CENTRAL MAUI DRAINAGE REPAIRS	127,699			127,699		0.0 %
98061	* CENTRAL MAUI DRAINLINE REPAIRS	266,496	0	24,675	241,821	0	0.0 %
389263	WAIEHU DRAINLINE REPAIRS	28,414			28,414		0.0 %
389278	KAHULUI DRAINLINE REPAIRS	534,221	(447,347)	86,874			0.0 %
98062	* KAHULUI DRAINLINE REPAIRS	562,635	(447,347)	86,874	28,414	0	0.0 %
390294	CENTRAL MAUI DRAINAGE REPAIRS	138,563	(12,000)	126,563			0.0 %
99208	* CENTRAL MAUI DRAINLINE REPAIRS	138,563	(12,000)	126,563	0	0	0.0 %
390279	CENTRAL MAUI DRAINAGE ASSESS	7,817		7,817			0.0 %
99209	* CENTRLA MAUI DRNLIN RPR ASSESS	7,817	0	7,817	0	0	0.0 %
390283	IAO STREAM BANK STABL @ MY	341,768		18,363	323,405		0.0 %
390297	IA STREAM BANK STABIL @ MY	2,280		2,280			0.0 %
99211	* IAO STREAM BANK STABILIZATION	344,048	0	20,643	323,405	0	0.0 %

County of Maui
Statement of Appropriations and Expenditures
Capital Improvement Program by District
Fiscal Year Ending 6/30/2021 - as of 12/31/2020

04	Wailuku-Kahului	Prior Year Encumbrance / Carryover	Amended Budget / Lapses	Year to Date Expended	Current Encumbrance 12/31/2020	Balance Available	% of Budget Available
Index	* Activity ** Program *** District						
901	** Drainage	2,303,373	(452,607)	269,572	1,581,194	0	0.0 %
310049	REMOVAL UNDERGRND STORAGE TANK		145,000			145,000	100.0 %
90001	* FY 2021 CIP PROJECTS	0	145,000	0	0	145,000	100.0 %
301259	IT DATA CENTER IMPROVEMENTS	340,137		219,320	120,817		0.0 %
90227	* IT DATA CENTER IMPROVEMENTS	340,137	0	219,320	120,817	0	0.0 %
390021	KAHULUI CIVIC CTR/CM TRANSIT	2,500,000			2,500,000		0.0 %
99099	* State/Fed/Private 99/09/19	2,500,000	0	0	2,500,000	0	0.0 %
390034	DATA CENTER AC REPLACEMENT	4,896			4,896		0.0 %
99139	* DATA CENTER A/C REPLACMENT	4,896	0	0	4,896	0	0.0 %
902	** Other Projects	2,845,033	145,000	219,320	2,625,713	145,000	4.8 %
310051	NEW COUNTY SVC CENTER		1,577,679	9,927	201,028	1,366,724	86.6 %
310250	NEW COUNTY SVC CENTER		2,408,757	288,754	2,120,003		0.0 %
310280	WAILUKU POLICE STN FUEL TANK		501,000		501,000		0.0 %
310293	ACQ 60 S CHURCH ST BDLG & PROP		3,735,549	3,735,549			0.0 %
315251	KAHULUI FIRE STN APPARATUS SHL		280,109			280,109	100.0 %
90001	* FY 2021 CIP PROJECTS	0	8,503,094	4,034,230	2,822,031	1,646,833	19.4 %
301345	KALANA O MAUI CAMPUS PRK'G EXP	425,126	(277,808)	40,815	106,503		0.0 %
90121	* KALANA O MAUI CAMPUS PARK'G EX	425,126	(277,808)	40,815	106,503	0	0.0 %
301338	KAHULUI FIRE STN APPARATUS SHL	48,280	(28,700)	16,682	2,898		0.0 %
90137	* KAHULUI FIRE STN APPARATUS SHL	48,280	(28,700)	16,682	2,898	0	0.0 %
301227	NEW COUNTY SVC CENTER	1,356,287		729,248	627,039		0.0 %
301239	NEW COUNTY SVC CENTER	289,800			289,800		0.0 %
301340	NEW COUNTY SVC CENTER	262,669	(9,534)	252,754	380		0.0 %

County of Maui
Statement of Appropriations and Expenditures
Capital Improvement Program by District
Fiscal Year Ending 6/30/2021 - as of 12/31/2020

04	Wailuku-Kahului	Prior Year Encumbrance / Carryover	Amended Budget / Lapses	Year to Date Expended	Current Encumbrance 12/31/2020	Balance Available	% of Budget Available
Index	* Activity ** Program *** District						
90139	* NEW COUNTY SERVICE CENTER	1,908,756	(9,534)	982,002	917,219	0	0.0 %
301276	WAILUKU POLICE STN IMPRV	1,424,500			1,424,500		0.0 %
301377	WAILUKU POLICE STN IMPRV	109,100	(17,996)	45,552	45,552		0.0 %
90176	* WAILUKU POLICE STN IMPRVMNT	1,533,600	(17,996)	45,552	1,470,052	0	0.0 %
301210	EMERGENCY MGT OFFICE RENOVTN	2,808		2,808			0.0 %
301225	EMERGENCY MGT OFFICE RENOVTN	274,676		1,901	272,775		0.0 %
90201	* EMERGENCY MGT OFFICE RENOVTN	277,484	0	4,709	272,775	0	0.0 %
301202	KALANA O MAUI 2ND FLR DECK RPR	484,352		176	484,176		0.0 %
90202	* KALANA O MAUI 2ND FLR DECK RPR	484,352	0	176	484,176	0	0.0 %
301229	KALANA O MAUI FIRE SPRKLR IMPR	388,325			388,325		0.0 %
90203	* KALANA O MAUI FIRE SPRINKLER	388,325	0	0	388,325	0	0.0 %
301244	KALANA PAKUI BLDG AC RPLCMNT	540,450			540,450		0.0 %
90204	* KALANA PAKUI BLDG AC REPLCMNT	540,450	0	0	540,450	0	0.0 %
301405	WAILUKU BASEYARD WASH RACK	150,000	(150,000)				-
90205	* WAILUKU BASEYARD WASH RACK	150,000	(150,000)	0	0	0	-
378366	WAI REDEVT MUNI PRKG LOT EXP	459,672		224,995	234,677		0.0 %
97066	* WAI REDEV'T MUNI PARK'G LOT EX	459,672	0	224,995	234,677	0	0.0 %
389226	NEW COUNTY SERVICE CENTER	400,775		892,795		(492,020)	(122.8)%
389269	NEW COUNTY SERVICE CENTER	635,075		405,761	229,314		0.0 %
98026	* NEW COUNTY SERVICE CENTER	1,035,850	0	1,298,556	229,314	(492,020)	(47.5)%
389744	WAILUKU REDEVT MUNI PRKG LOT	1,804,004		339,955	1,464,049		0.0 %
98044	* WAI REDV'T MUNI PARK'G LOT EXP	1,804,004	0	339,955	1,464,049	0	0.0 %
390235	WAILUKU CIVIC COMPLEX	34,124,243		2,778,258	31,345,985		0.0 %

County of Maui
Statement of Appropriations and Expenditures
Capital Improvement Program by District
Fiscal Year Ending 6/30/2021 - as of 12/31/2020

04	Wailuku-Kahului	Prior Year Encumbrance / Carryover	Amended Budget / Lapses	Year to Date Expended	Current Encumbrance 12/31/2020	Balance Available	% of Budget Available
	Index * Activity ** Program *** District						
390237	WAILUKU CIVIC COMPLEX	4,560,413			4,907,390	(346,977)	(7.6)%
390935	WAILUKU CIVIC COMPLEX	2,195,000		55,952	2,139,048		0.0 %
99140	* WAILUKU CIVIC COMPLEX	40,879,656	0	2,834,210	38,392,423	(346,977)	(0.8)%
390206	CENTRAL MAUI TRANSIT HUB	23,782		23,782			0.0 %
390207	CENTRAL MAUI TRANSIT HUB	162,387		8,180	154,207		0.0 %
99220	* CENTRAL MAUI TRANSIT HUB	186,169	0	31,962	154,207	0	0.0 %
903	** Government Facilities	50,121,724	8,019,056	9,853,844	47,479,099	807,836	1.4 %
310070	KEPANIWAI HERITAG GARDENS IMPR		150,000			150,000	100.0 %
310071	ICHIRO MAEHARA BB STDM IMPRV		525,000		15,632	509,368	97.0 %
310072	WAR MEMORIAL FB STD REHAB		600,000		825	599,175	99.9 %
310267	WM GYM BLDG IMPRVMNT		294,742		294,742		0.0 %
90001	* FY 2021 CIP PROJECTS	0	1,569,742	0	311,199	1,258,543	80.2 %
301240	WM COMPLEX PAVING IMPROVEMENTS	396,790			396,790		0.0 %
301264	WM COMPLEX PAVING IMPROVEMENTS	1,168,453		1,168,453			0.0 %
90164	* WAR MEMORIAL COMPLX PVG IMPRV	1,565,243	0	1,168,453	396,790	0	0.0 %
301241	CM REG'L SPRTS CMLX MAINT	1,745,000			1,745,000		0.0 %
90165	* CM REGIONAL SPORTS COMPLEX	1,745,000	0	0	1,745,000	0	0.0 %
301366	KEPANIWAI HERITAG GARDENS IMPR	295,468	(232,649)	17,842	44,977		0.0 %
90166	* KEPANIWAI HERITAGE GARDENS	295,468	(232,649)	17,842	44,977	0	0.0 %
301367	CENTRAL MAUI PARKS SYSTEM	467,631	(234,120)	24,422	209,088		0.0 %
90167	* CENTRAL MAUI PARKS SYSTEM	467,631	(234,120)	24,422	209,088	0	0.0 %
301368	KANAHA BCH PRK MP IMPRVMNT	243,750	(3,635)	17,069	223,046		0.0 %
90168	* KANAHA BCH PARK MP IMPRV	243,750	(3,635)	17,069	223,046	0	0.0 %
301369	WAIKAPU CC BBALL CT IMPRV	151,157	(18,688)	3,493	128,976		0.0 %

County of Maui
Statement of Appropriations and Expenditures
Capital Improvement Program by District
Fiscal Year Ending 6/30/2021 - as of 12/31/2020

04	Wailuku-Kahului	Prior Year Encumbrance / Carryover	Amended Budget / Lapses	Year to Date Expended	Current Encumbrance 12/31/2020	Balance Available	% of Budget Available
Index	* Activity ** Program *** District						
90169	* WAIKAPU COM'TY CTR BBALL CRT	151,157	(18,688)	3,493	128,976	0	0.0 %
301370	WAR MEMORIAL GYM BLDG IMPRV	250,000			250,000		0.0 %
90170	* WAR MEMORIAL GYM BLDG IMPRV	250,000	0	0	250,000	0	0.0 %
301371	WAR MEMORIAL FB STD REHAB	4,000			4,000		0.0 %
90171	* WAR MEMORIAL FB STADIUM REHAB	4,000	0	0	4,000	0	0.0 %
301372	CENTRAL MAUI REGIONAL PARK	500,000			500,000		0.0 %
90172	* CENTRAL MAUI REGIONAL PARK	500,000	0	0	500,000	0	0.0 %
301373	WAIIEHU GOLF COURSE WW IMPRV	74,800	(9,657)		65,143		0.0 %
90173	* WAIIEHU GC WW IMPROVEMENTS	74,800	(9,657)	0	65,143	0	0.0 %
345311	WM COMPLEX PAVING IMPROVEMENTS	15,278			15,278		0.0 %
94011	* WM COMPLEX PAVING IMPROVEMENTS	15,278	0	0	15,278	0	0.0 %
367105	CENTRAL MAUI PARKS SYSTEM	51,049			51,049		0.0 %
96005	* CENTRL MAUI PARKS SYSTEM	51,049	0	0	51,049	0	0.0 %
378256	CENTRAL MAUI PARKS SYSTEM	12,612		12,612			0.0 %
97055	* CENTRAL MAUI PARKS SYSTEM	12,612	0	12,612	0	0	0.0 %
378257	WAIIEHU GC STARTER BOOTH/RESTO	124,135			124,135		0.0 %
97057	* WAIIEHU GC STARTER BOOTH/RESTAU	124,135	0	0	124,135	0	0.0 %
378258	WAIIEHU GC WWTR IMPR	13,050			13,050		0.0 %
97058	* WAIIEHU GC WW IMPROVEMENTS	13,050	0	0	13,050	0	0.0 %
378260	WAIKAPU CC EXPANSION	17,869			17,869		0.0 %
97060	* WAIKAPU COMTY CTR EXPANSION	17,869	0	0	17,869	0	0.0 %
389739	WAR MEMORIAL GYM BLDG IMPRV	163,300		70,771	92,529		0.0 %

County of Maui
Statement of Appropriations and Expenditures
Capital Improvement Program by District
Fiscal Year Ending 6/30/2021 - as of 12/31/2020

04	Wailuku-Kahului	Prior Year Encumbrance / Carryover	Amended Budget / Lapses	Year to Date Expended	Current Encumbrance 12/31/2020	Balance Available	% of Budget Available
Index	* Activity ** Program *** District						
98039	* WM GYM BLDG IMPROVEMENTS	163,300	0	70,771	92,529	0	0.0 %
389740	CENTRAL MAUI PARKS SYSTEM	160,956			160,956		0.0 %
98040	* CENTRAL MAUI PARKS SYSTEM	160,956	0	0	160,956	0	0.0 %
389742	NEW KAHULUI COM'TY CTR	198,632			198,632		0.0 %
98042	* NEW KAHULUI COMMUNITY CENTER	198,632	0	0	198,632	0	0.0 %
389268	WAIKAPU COM'TY CTR EXPANSION	1,488,030		24,877	1,463,153		0.0 %
98068	* WAIKAPU COM'TY CTR EXPANSION	1,488,030	0	24,877	1,463,153	0	0.0 %
390259	WM COMPLEX PAVING IMPROVEMENTS	1,160		1,160			0.0 %
390271	WM COMPLEX PAVING IMPROVEMENTS	31,505		2,370	29,135		0.0 %
99174	* WM COMPLEX PAVING IMPRVMNTS	32,665	0	3,530	29,135	0	0.0 %
390061	KEPANIWAI HERITAG GARDENS IMPR	3,140		3,140			0.0 %
390862	WAILUKU HEIGHTS PARK	963		525	438		0.0 %
99176	* KEPANIWAI HERITAGE GARDEN IMP	4,103	0	3,665	438	0	0.0 %
390265	WELLS PARK MASTER PLAN IMPL	25,950			25,950		0.0 %
99177	* WELLS PARK MASTER PLAN IMP	25,950	0	0	25,950	0	0.0 %
390064	KOKUA POOL IMPROVEMENTS	150,226		116,245	33,981		0.0 %
99178	* KOKUA POOL IMPROVEMENTS	150,226	0	116,245	33,981	0	0.0 %
390065	ICHIRO MAEHARA BB STDM IMPRV	38,534		6,692	31,842		0.0 %
99179	* ICHIRO MAEHARA BSBL STAD IMP	38,534	0	6,692	31,842	0	0.0 %
390062	CENTRAL MAUI PARKS SYSTEM	131,715		102,567	29,148		0.0 %
99230	* CENTRAL MAUI PARKS SYSTEMS	131,715	0	102,567	29,148	0	0.0 %
904	** Parks and Recreation	7,925,153	1,070,993	1,572,238	6,165,364	1,258,543	14.0 %

County of Maui
Statement of Appropriations and Expenditures
Capital Improvement Program by District
Fiscal Year Ending 6/30/2021 - as of 12/31/2020

04	Wailuku-Kahului						
	Index	Prior Year	Amended	Year	Current	Balance	% of
	* Activity ** Program *** District	Encumbrance	Budget /	to Date	Encumbrance	Available	Budget
		/ Carryover	Lapses	Expended	12/31/2020		Available
541290	KAHULUI TANK II		586,171			586,171	100.0 %
581170	KAHULUI TANK II		273,829			273,829	100.0 %
90001	* FY 2021 CIP PROJECTS	0	860,000	0	0	860,000	100.0 %
520940	RPLCMT WELL WAIEHU HGHTS WELL	3,000,000	(3,000,000)				-
90224	* WAIEHU HTS WELL 1 (DEVT PHASE)	3,000,000	(3,000,000)	0	0	0	- -
501030	KAHULUI TANK II - CONSTRUCTION	1,750,000			1,750,000		0.0 %
91024	* Wai-kah distr system imprvmnts	1,750,000	0	0	1,750,000	0	0.0 %
547030	CENTRAL MAUI RELIABLE CAPACITY	308,061			308,061		0.0 %
97114	* C MAUI RELIABLE CAPACITY	308,061	0	0	308,061	0	0.0 %
529050	CENTRAL MAUI RELIABLE CAPACITY	122,005			122,005		0.0 %
98087	* CENTRAL MAUI RELIABLE CAPACITY	122,005	0	0	122,005	0	0.0 %
905	** WATER SUPPLY	5,180,066	(2,140,000)	0	2,180,066	860,000	28.3 %
301269	WAKEA/KAMEHAMEHA INTRSEC IMPRV	246,600		10,960	235,640		0.0 %
90209	* WAKEA/KAMEHAMEHA INTERSEC IMPV	246,600	0	10,960	235,640	0	0.0 %
301410	WAIKALE RD IMP AT WAIINU ROAD	100,000	(5,384)		94,616		0.0 %
90210	* WAIKALE RD IMPV AT WAIINU RD	100,000	(5,384)	0	94,616	0	0.0 %
301412	ONEHEE AVENUE IMPRVMT	61,717		32,940	28,777		0.0 %
90211	* ONEHEE AVE IMPRVMENTS	61,717	0	32,940	28,777	0	0.0 %
301413	C MAUI SUB-AREA TRANS STUDY	100,000			100,000		0.0 %
90213	* C MAUI SUB-AREA TRASNPRT STUDY	100,000	0	0	100,000	0	0.0 %
337504	KAMEHAMEHA AVE PAVEMENT REHAB	887,376			198,799	688,577	77.6 %
337515	WAKEA AVE PAVEMENT REHAB	697,041				697,041	100.0 %

County of Maui
Statement of Appropriations and Expenditures
Capital Improvement Program by District
Fiscal Year Ending 6/30/2021 - as of 12/31/2020

04	Wailuku-Kahului	Prior Year Encumbrance / Carryover	Amended Budget / Lapses	Year to Date Expended	Current Encumbrance 12/31/2020	Balance Available	% of Budget Available
Index	* Activity ** Program *** District						
93099	* State/Fed/Private FY2003/2013	1,584,417	0	0	198,799	1,385,618	87.5 %
345401	WAKEA AVE/WELLS ST PAVEMENT RE	66,930				66,930	100.0 %
347520	PAPA AVE PAVEMENT REHABILITATI	34,603				34,603	100.0 %
94099	* State/Fed/Private FY94/04/2014	101,533	0	0	0	101,533	100.0 %
356700	HANSEN RD PAVEMENT RECONS	92,823				92,823	100.0 %
95099	* State/Fed/PVT FY95-05-15	92,823	0	0	0	92,823	100.0 %
378402	C MAUI SIGNAL UPGRADE	100,200			100,200		0.0 %
97102	* CENTRAL MAUI SIGNAL UPGRADES	100,200	0	0	100,200	0	0.0 %
389800	PAVEMENT REHAB S MAUI ROADS	335,887			36,153	299,735	89.2 %
98099	* FY98/08/18 ST/FED/PVT	335,887	0	0	36,153	299,735	89.2 %
390286	WAIALE RD IMP (KAOHU-WAIINU)	139,745			139,745		0.0 %
99212	* WAIALE RD IMP (KAOHU-WAIINU)	139,745	0	0	139,745	0	0.0 %
390099	KAM AVE @ MAUI LANI PRK INTER	610,000		140,056	469,944		0.0 %
390288	KAM AVE @ MAUI LANI PKWY INTER	1,158,664		966,262	192,402		0.0 %
390299	KAM AVE @ MAUI LANI PKWY INTER	1,636,038		1,636,038			0.0 %
99213	* KAM AVE @ MAUI LANI INTER IMPR	3,404,702	0	2,742,356	662,346	0	0.0 %
390100	WAIALE RD IMP AT WAIINU ROAD	300,000		44,772	255,228		0.0 %
99214	* WAIALE RD IMP @ WAIINU ROAD	300,000	0	44,772	255,228	0	0.0 %
390101	PAPA AVE COMPLETE STREETS IMPR	20,909		11,000	9,909		0.0 %
99215	* PAPA AVE COMPLETE STRTS IMPR	20,909	0	11,000	9,909	0	0.0 %
390102	LONO AVENUE EXTENSION	158,175			158,175		0.0 %
99216	* LONO AVENUE EXTENSION	158,175	0	0	158,175	0	0.0 %

County of Maui
Statement of Appropriations and Expenditures
Capital Improvement Program by District
Fiscal Year Ending 6/30/2021 - as of 12/31/2020

04	Wailuku-Kahului	Prior Year Encumbrance / Carryover	Amended Budget / Lapses	Year to Date Expended	Current Encumbrance 12/31/2020	Balance Available	% of Budget Available
Index	* Activity ** Program *** District						
907	** Roads	6,746,708	(5,384)	2,842,028	2,019,588	1,879,709	27.9 %
310222	CML PHASE V-B EXT		137,963			137,963	100.0 %
310224	CML OPERATIONS FACILITIES		239,060		239,060		0.0 %
310225	CENTAL MAUI LF EXPANSION		111,899			111,899	100.0 %
90001	* FY 2021 CIP PROJECTS	0	488,922	0	239,060	249,862	51.1 %
301214	CENTRAL MAUI LF EXPANSION	29,762		29,762			0.0 %
301226	CENTRAL MAUI LF EXPANSION	8,744,344		566,592	8,177,752		0.0 %
90114	* CENTRAL MAUI LF EXPANSION	8,774,106	0	596,354	8,177,752	0	0.0 %
301215	CENTRAL MAUI LF LAND PRCHSE	299,910	1,695,000	1,695,000	299,910		0.0 %
90115	* CENTRAL MAUI LF LAND PURCHASE	299,910	1,695,000	1,695,000	299,910	0	0.0 %
301216	CML PH VB EXT LEACHATE RECIRC	650,000		25,641	624,359		0.0 %
90116	* CML PH VB EXT LEACHATE RECIRC	650,000	0	25,641	624,359	0	0.0 %
301217	CML EXT PRIMARY LITTER SCR/DRN	500,000		22,899	477,101		0.0 %
90117	* CML EXT PRIMARY LITTER SCR/DR	500,000	0	22,899	477,101	0	0.0 %
301218	CML STORAGE FAC/INFRASTRUCTURE	300,000		17,297	282,704		0.0 %
90118	* CML STORAGE FAC/INFRASTRCTURE	300,000	0	17,297	282,704	0	0.0 %
301219	CML CUSTOMER DROP-OFF AREA	67,000			67,000		0.0 %
301321	CML CUSTOMER DROP-OFF AREA	33,000	(723)		32,277		0.0 %
90119	* CML CUSTOMER DROP-OFF AREA IMP	100,000	(723)	0	99,277	0	0.0 %
301220	CML ENTRANCE FAC TRAFFIC IMPR	50,000		22,000	28,000		0.0 %
90120	* CML ENTRANCE FAC TRAFFIC IMPRV	50,000	0	22,000	28,000	0	0.0 %
378315	CML SYS CTRL/DATA ACQUISTN	17,444			17,444		0.0 %
97015	* CML SYS CONTROL & DATA ACQUI	17,444	0	0	17,444	0	0.0 %

County of Maui
Statement of Appropriations and Expenditures
Capital Improvement Program by District
Fiscal Year Ending 6/30/2021 - as of 12/31/2020

04	Wailuku-Kahului	Prior Year Encumbrance / Carryover	Amended Budget / Lapses	Year to Date Expended	Current Encumbrance 12/31/2020	Balance Available	% of Budget Available
	Index * Activity ** Program *** District						
389713	WAIKAPU LF SITE RESTORATN	22,756			22,756		0.0 %
98013	* WAIKAPU LDFILL SITE RESTORATN	22,756	0	0	22,756	0	0.0 %
389714	CML PHASE V-B EXTENSION	6,757			6,757		0.0 %
98014	* CML PH V-B EXTENSION	6,757	0	0	6,757	0	0.0 %
390221	CML LAND PURCHASE	248,552			248,552		0.0 %
390246	CML LAND PURCHASE	248,552			248,552		0.0 %
99126	* CML LAND PURCHASE	497,104	0	0	497,104	0	0.0 %
390222	CML PHASE III	8		8			0.0 %
99127	* CML LANDFILL PHASE III	8	0	8	0	0	0.0 %
390024	CML SYS CONTROL & DATA ACQ	232,487		170,939	61,548		0.0 %
99129	* CML SYS CONTROL & DATA ACQUI	232,487	0	170,939	61,548	0	0.0 %
908	** Solid Waste Facilities	11,450,572	2,183,199	2,550,138	10,833,772	249,862	1.8 %
301222	LOWER MAIN ST SEWER UPGRD	1,625,000			1,625,000		0.0 %
90122	* LOWER MAIN STREET SEWER UPGRD	1,625,000	0	0	1,625,000	0	0.0 %
301223	WAI-KAH RECYCLED WATER FM	494,640			494,640		0.0 %
90123	* WAI-KAH RECYCLED WATER FM	494,640	0	0	494,640	0	0.0 %
301324	WAI-KAH EPA COMP SEWER REHAB	4,000,000	(3,728,800)	77,023	194,177		0.0 %
90124	* WAILUKU-KAHULUI EPA	4,000,000	(3,728,800)	77,023	194,177	0	0.0 %
301325	WAI-KAH WWRF FAC PLAN	400,000	(400,000)				-
90125	* WAI-KAH WWRF FACILITY PLAN	400,000	(400,000)	0	0	0	- -
301326	WAI-KAH SOIL AQUIFER TRTMNT	1,350,000	(350,000)		1,000,000		0.0 %
90126	* WAI-KAH SOIL AQUIFER TREATMENT	1,350,000	(350,000)	0	1,000,000	0	0.0 %

County of Maui
Statement of Appropriations and Expenditures
Capital Improvement Program by District
Fiscal Year Ending 6/30/2021 - as of 12/31/2020

04	Wailuku-Kahului	Prior Year Encumbrance / Carryover	Amended Budget / Lapses	Year to Date Expended	Current Encumbrance 12/31/2020	Balance Available	% of Budget Available
Index	* Activity ** Program *** District						
301327	WAI-KAH RECYCLED WTR PS	600,000			600,000		0.0 %
90127	* WAI-KAH RECYCLED WATER PS	600,000	0	0	600,000	0	0.0 %
378317	EPA SEWER REHABILITATION	1,414			1,414		0.0 %
97017	* EPA SEWER REHABILITATION	1,414	0	0	1,414	0	0.0 %
389715	WAI-KAH EPA COMP SEWER REHAB	1,000,000			1,000,000		0.0 %
98015	* WAI-KAH EPA COMP SEWER REHAB	1,000,000	0	0	1,000,000	0	0.0 %
389716	WAI-KAH RECYCLED WTR FM	387,263		7,194	380,069		0.0 %
98016	* WAI-KAH RECYCLED WATER FM	387,263	0	7,194	380,069	0	0.0 %
390025	WAI-KAH EPA COMP SEWER REHAB	1,668,468		59,773	1,608,694		0.0 %
99130	* WAI-KAH EPA COMP SEWER REHAB	1,668,468	0	59,773	1,608,694	0	0.0 %
390026	WAI-KAH WWRF EMERG EFFL FM	368,000		353,007	14,993		0.0 %
99131	* WAI-KAH WWRF EMERG EFF FM	368,000	0	353,007	14,993	0	0.0 %
909	** Wastewater Facilities	11,894,785	(4,478,800)	496,997	6,918,987	0	0.0 %
District ***	Wailuku-Kahului	98,467,414	4,791,457	17,804,137	79,803,783	5,650,950	5.5 %

County of Maui
Statement of Appropriations and Expenditures
Capital Improvement Program by District
Fiscal Year Ending 6/30/2021 - as of 12/31/2020

05	Kihei-Makena	Prior Year Encumbrance / Carryover	Amended Budget / Lapses	Year to Date Expended	Current Encumbrance 12/31/2020	Balance Available	% of Budget Available
Index	Activity ** Program *** District						
389264	SOUTH MAUI DRAINLINE REPAIRS	450,000		450,000			0.0 %
98066	* SOUTH MAUI DRAINLINE REPAIRS	450,000	0	450,000	0	0	0.0 %
390277	SOUTH MAUI DRAINLINE REPAIRS	446,669	(40,409)	406,260			0.0 %
390287	SOUTH MAUI DRAINLINE REPAIRS	191,201		191,201			0.0 %
99198	* SOUTH MAUI DRAINLINE REPAIRS	637,870	(40,409)	597,461	0	0	0.0 %
901	** Drainage	1,087,870	(40,409)	1,047,461	0	0	0.0 %
310056	SOUTH MAUI CONSOLID MAINT OPER		30,000			30,000	100.0 %
90001	* FY 2021 CIP PROJECTS	0	30,000	0	0	30,000	100.0 %
903	** Government Facilities	0	30,000	0	0	30,000	100.0 %
310057	SOUTH MAU BEACH PARK PRKNG LOT		100,000		6,985	93,015	93.0 %
310259	KALAMA PARK SKATE PRK IMPRV		36,655	14,661	21,994		0.0 %
90001	* FY 2021 CIP PROJECTS	0	136,655	14,661	28,979	93,015	68.1 %
301350	SOUTH MAUI PARKS SYSTEM	299,600	(5,895)	170,677	123,028		0.0 %
301352	SOUTH MAUI PARKS SYSTEM	75,000			75,000		0.0 %
90150	* SOUTH MAUI PARKS SYSTEM	374,600	(5,895)	170,677	198,028	0	0.0 %
301351	KAMAOLE POINT PAVILION	250,000	(26,089)		223,911		0.0 %
90151	* KAMAOLE POINT PAVILION	250,000	(26,089)	0	223,911	0	0.0 %
367108	WAIPUILANI PARK IRRIGATION	26,629			26,629		0.0 %
96008	* WAIPUILANI PARK IRRIGATION	26,629	0	0	26,629	0	0.0 %
378341	WAIPUILANI PRK IRRIGATION	105			105		0.0 %
97041	* WAIPUILANI PARK IRRIGATN SYS	105	0	0	105	0	0.0 %
378243	SM COMMUNITY PARK	233,592		39,372	194,220		0.0 %

County of Maui
Statement of Appropriations and Expenditures
Capital Improvement Program by District
Fiscal Year Ending 6/30/2021 - as of 12/31/2020

05	Kihei-Makena	Prior Year Encumbrance / Carryover	Amended Budget / Lapses	Year to Date Expended	Current Encumbrance 12/31/2020	Balance Available	% of Budget Available
Index	* Activity ** Program *** District						
97043	* S MAUI COMMUNITY PARK	233,592	0	39,372	194,220	0	0.0 %
389732	SOUTH MAUI PARKS SYSTEM	7,214			7,214		0.0 %
98032	* SOUTH MAUI PARKS SYSTEM	7,214	0	0	7,214	0	0.0 %
389756	WAIPUILANI PARK IRRIGATION SYS	7,557			7,557		0.0 %
98063	* WAIPUILANI PARK IRRIGATION SYS	7,557	0	0	7,557	0	0.0 %
390042	SOUTH MAUI PARKS SYSTEM	19,270		11,787	7,483		0.0 %
99157	* SOUTH MAUI PARKS SYSTEM	19,270	0	11,787	7,483	0	0.0 %
390044	SOUTH MAUI COMMUNITY PARK	474,142			474,142		0.0 %
99159	* SOUTH MAUI COMMUNITY PARK	474,142	0	0	474,142	0	0.0 %
390045	KAMAOLE POINT PAVILIONA	248,815			248,815		0.0 %
99160	* KAMAOLE POINT PAVILION	248,815	0	0	248,815	0	0.0 %
390046	SM COMM PARK REC CENTER	93,846			93,846		0.0 %
99161	* SM COMM'TY PARK REC CTR	93,846	0	0	93,846	0	0.0 %
904	** Parks and Recreation	1,735,770	104,671	236,497	1,510,929	93,015	5.1 %
310088	NS COLLECTOR ROAD (NAMAUU-KUL)		250,000			250,000	100.0 %
310089	NS COLLECTOR ROAD (NAMAUU-KUL)		500,000			500,000	100.0 %
90001	* FY 2021 CIP PROJECTS	0	750,000	0	0	750,000	100.0 %
301293	NS COLLECTOR ROAD (NAMAUU-KUL)	970,740			970,740		0.0 %
90193	* N SOUTH COLLECTOR RD (NAMAUU P	970,740	0	0	970,740	0	0.0 %
301294	S. KIHEI RD SDWLK IMPR	1,479,382		3,382	1,476,000		0.0 %
90194	* S KIHEI RD SIDEWALK IMPRV	1,479,382	0	3,382	1,476,000	0	0.0 %
301295	OHUKAI RD SDWLK IMPRV	600,000		2,618	597,382		0.0 %

County of Maui
Statement of Appropriations and Expenditures
Capital Improvement Program by District
Fiscal Year Ending 6/30/2021 - as of 12/31/2020

05	Kihei-Makena	Prior Year	Amended	Year	Current	Balance	% of
	Index	Encumbrance	Budget /	to Date	Encumbrance	Available	Budget
	* Activity ** Program *** District	/ Carryover	Lapses	Expended	12/31/2020		Available
90195	* OHUKAI RD SIDEWALK IMPROVMNT	600,000	0	2,618	597,382	0	0.0 %
345331	NORTH SO COLLECTOR RD/NAMAUI	28,496		28,496			0.0 %
94031	* NORTH SOUTH COLLECTOR ROAD	28,496	0	28,496	0	0	0.0 %
345400	SO KIHEI RD PAVEMENT REHAB	8,093				8,093	100.0 %
94099	* State/Fed/Private FY94/04/2014	8,093	0	0	0	8,093	100.0 %
367184	S MAUI REGIONAL TRAFFIC	579		579			0.0 %
96084	* S MAUI REGIONAL TRAFFIC MP	579	0	579	0	0	0.0 %
367579	KIHEI BIKEWAY PHASE 2	45,803			45,803		0.0 %
369503	SO MAUI TRAFFIC MASTER PLAN	62,975		36,601	26,374		0.0 %
96099	* State/FED/PVT FY96 FY06 FY16	108,778	0	36,601	72,177	0	0.0 %
390285	NS COLLECTOR ROAD (NAMAUI-KUL)	478,866			478,866		0.0 %
99199	* NS COLL ROAD (NAMAUI-KULANIHAK)	478,866	0	0	478,866	0	0.0 %
390086	S.KIHEI RD DW IMPR (PIIKEA-KU)	126,877		46,010	80,867		0.0 %
99200	* S. KIHEI RD SW IMP-PIIKEA-K'HA	126,877	0	46,010	80,867	0	0.0 %
907	** Roads	3,801,811	750,000	117,686	3,676,032	758,093	16.7 %
310015	KIHEI #16 PS REHAB/FM REPLC		2,000,000	672,533		1,327,467	66.4 %
310016	KIHEI NO.7 FM REPLACE		1,800,000			1,800,000	100.0 %
310017	KIHEI NO.8 FM REPLACEMENT		2,400,000			2,400,000	100.0 %
90001	* FY 2021 CIP PROJECTS	0	6,200,000	672,533	0	5,527,467	89.2 %
301306	KIHEI IN-PLANT/EFFLUENT PS UPG	672,354		139,140	533,213		0.0 %
90106	* KIHEI IN-PLANT/EFFLUENT PS UPG	672,354	0	139,140	533,213	0	0.0 %
301307	KIHEI NO.3 FM REPLCMNT	480,000	(717)	6,122	473,161		0.0 %

County of Maui
Statement of Appropriations and Expenditures
Capital Improvement Program by District
Fiscal Year Ending 6/30/2021 - as of 12/31/2020

05	Kihei-Makena	Prior Year Encumbrance / Carryover	Amended Budget / Lapses	Year to Date Expended	Current Encumbrance 12/31/2020	Balance Available	% of Budget Available
Index	* Activity ** Program *** District						
90107	* KIHEI No.3 FM REPLACEMENT	480,000	(717)	6,122	473,161	0	0.0 %
301308	KIHEI WWPS NO.9 MODI/UPGRD	145,299		79,019	66,280		0.0 %
90108	* KIHEI WWPS #9 MODI/UPGRD	145,299	0	79,019	66,280	0	0.0 %
301209	KIHEI-MAKENA SEWER EXP	52,430		52,430			0.0 %
301224	KIHEI-MAKENA SEWER EXP	435,758		13,222	422,536		0.0 %
90109	* KIHEI-MAKENA SEWER EXPANSION	488,188	0	65,652	422,536	0	0.0 %
378407	KIHEI #16 PS REHAB/FM REPLC	1,235		1,235			0.0 %
97120	* KIHEI #16 PS REHAB/FM REPLC	1,235	0	1,235	0	0	0.0 %
389706	SM RECYCLED WATER SYS EXP	767,861		196,293	571,568		0.0 %
98006	* SM RECYCLED WATER SYSTEM EXP	767,861	0	196,293	571,568	0	0.0 %
390010	NORTH KIEHI MAUKA TRANS	1,407,313			1,407,313		0.0 %
99115	* NORTH KIHEI MAUKA TRANS SYSTEM	1,407,313	0	0	1,407,313	0	0.0 %
390011	KENOLIO/KOKI SEWER REHAB	405,440	(178,000)	227,439			0.0 %
99116	* KENOLIO/KOKI SEWER REHABILITAT	405,440	(178,000)	227,439	0	0	0.0 %
390012	KIHEI NO.7 FM REPLACE	71,672		27,940	43,733		0.0 %
99117	* KIHEI NO.7 FM REPLACEMENT	71,672	0	27,940	43,733	0	0.0 %
390013	KIHEI NO.8 FM REPLACEMENT	90,660		37,475	53,185		0.0 %
99118	* KIHEI NO.8 FM REPLACEMENT	90,660	0	37,475	53,185	0	0.0 %
390014	LILLOA DRD RECYCLED WATER LINE	136,108			136,108		0.0 %
99119	* LILLOA DR RECYCLED WATER LINE	136,108	0	0	136,108	0	0.0 %
390015	KIHEI WWRF GRIT SYS REPLACE	524,754		23,125	501,629		0.0 %
99120	* KIHEI WWRF GRIT SYSTEM REPLACE	524,754	0	23,125	501,629	0	0.0 %

County of Maui
Statement of Appropriations and Expenditures
Capital Improvement Program by District
Fiscal Year Ending 6/30/2021 - as of 12/31/2020

05	Kihei-Makena	Prior Year	Amended	Year	Current	Balance	% of
Index	* Activity ** Program *** District	Encumbrance	Budget /	to Date	Encumbrance	Available	Budget
909	** Wastewater Facilities	/ Carryover	Lapses	Expended	12/31/2020	5,527,467	Available
		5,190,884	6,021,283	1,475,973	4,208,726	5,527,467	49.3 %
	District *** Kihei-Makena	<u>11,816,335</u>	<u>6,865,545</u>	<u>2,877,617</u>	<u>9,395,687</u>	<u>6,408,575</u>	<u>34.3 %</u>

County of Maui
Statement of Appropriations and Expenditures
Capital Improvement Program by District
Fiscal Year Ending 6/30/2021 - as of 12/31/2020

06	West Maui	Prior Year Encumbrance / Carryover	Amended Budget / Lapses	Year to Date Expended	Current Encumbrance 12/31/2020	Balance Available	% of Budget Available
	Index * Activity ** Program *** District						
321213	LAHAINA WATERSHED FLOOD CTRL	137,060		21,320	115,741		0.0 %
92033	* LAHAINA WATERSHED FLOOD CONTRL	137,060	0	21,320	115,741	0	0.0 %
356216	LAHAINA WATERSHED FLD CTRL	5,151			5,151		0.0 %
95050	* LAHAINA WATERSHED FLD CONTROL	5,151	0	0	5,151	0	0.0 %
367245	LAHAINA WATERSHED FLD CTRL	1,985,000			1,985,000		0.0 %
96045	* LAHAINA WATERSHED FLOOD CTRL	1,985,000	0	0	1,985,000	0	0.0 %
390105	LAH AQUATIC CTR RET BASIN REST	4,718		4,718			0.0 %
99219	* LAH AQUA CTR RET BASIN RESTORE	4,718	0	4,718	0	0	0.0 %
901	** Drainage	2,131,929	0	26,038	2,105,892	0	0.0 %
310273	LAHAINA AQUATIC CTR RET BASIN		701,454	3,296	698,158		0.0 %
90001	* FY 2021 CIP PROJECTS	0	701,454	3,296	698,158	0	0.0 %
379517	STATE OF HAWAII DOH GRANT	104				104	100.0 %
97099	* State/Fed/PVT FY96 FY06 FY16	104	0	0	0	104	100.0 %
902	** Other Projects	104	701,454	3,296	698,158	104	0.0 %
310074	LAHAINA CIVIC CENTER REHAB		250,000			250,000	100.0 %
90001	* FY 2021 CIP PROJECTS	0	250,000	0	0	250,000	100.0 %
301374	WEST MAUI PARKS SYSTEM	499,520	(1,301)	145,469	352,749		0.0 %
90174	* WEST MAUI PARKS SYSTEM	499,520	(1,301)	145,469	352,749	0	0.0 %
345266	MOKUHINIA ECOSYSTEM/RESTORATN	15,257			15,257		0.0 %
94107	* MOKUHINIA ECOSYSTEM/RESTORATN	15,257	0	0	15,257	0	0.0 %
356560	MOKUHINIA ECOSYSTEM RESTO	3,000			3,000		0.0 %
95094	* MOKUHINIA ECOSYSTEM RESTO SYS	3,000	0	0	3,000	0	0.0 %

County of Maui
Statement of Appropriations and Expenditures
Capital Improvement Program by District
Fiscal Year Ending 6/30/2021 - as of 12/31/2020

06	West Maui	Prior Year Encumbrance / Carryover	Amended Budget / Lapses	Year to Date Expended	Current Encumbrance 12/31/2020	Balance Available	% of Budget Available
	Index * Activity ** Program *** District						
378365	WEST MAUI PARKS SYSTEM	142,544			142,544		0.0 %
97063	* W MAUI PARKS SYSTEM	142,544	0	0	142,544	0	0.0 %
389743	WEST MAUI PARKS SYSTEM	472,674			472,674		0.0 %
98043	* WEST MAUI PARKS SYSTEM	472,674	0	0	472,674	0	0.0 %
390066	WEST MAUI PARKS SYSTEM	276,760		14,342	262,418		0.0 %
390255	WEST MAUI PARKS SYSTEM	27,853		27,853			0.0 %
390267	WEST MAUI PARKS SYSTEM	190,105		4,385	185,720		0.0 %
99180	* WEST MAUI PARKS SYSTEM	494,718	0	46,580	448,138	0	0.0 %
390067	LAUNIUPOKO MASTER PLAN	500,000			500,000		0.0 %
99181	* LAUNIUPOKO MASTER PLAN	500,000	0	0	500,000	0	0.0 %
904	** Parks and Recreation	2,127,713	248,699	192,049	1,934,362	250,000	10.5 %
541300	WEST MAUI RELIABLE CAPACITY		1,307,622			1,307,622	100.0 %
561000	WEST MAUI RELIABLE CAPACITY		192,378			192,378	100.0 %
90001	* FY 2021 CIP PROJECTS	0	1,500,000	0	0	1,500,000	100.0 %
520950	WEST MAUI RELIABLE CAPACITY	5,427,844	(4,802,473)	27,453	597,918		0.0 %
530160	WEST MAUI RELIABLE CAPACITY	4,250,000	(4,250,000)				-
540340	WEST MAUI RELIABLE CAPACITY	5,525,759	(5,525,759)				-
90226	* WEST MAUI RELIABLE CAPACITY	15,203,603	(14,578,232)	27,453	597,918	0	0.0 %
541210	WEST MAUI SOURCE DEVELOPMENTS	4,830		4,830			0.0 %
91060	* West Maui srce/trmnt plnt impr	4,830	0	4,830	0	0	0.0 %
529540	WEST MAUI SOURCE DEVELOPMENT	174,736		5,190	169,546		0.0 %
99228	* WEST MAUI SOURCE DEVELOPMENT	174,736	0	5,190	169,546	0	0.0 %
905	** WATER SUPPLY	15,383,169	(13,078,232)	37,473	767,464	1,500,000	65.1 %

County of Maui
Statement of Appropriations and Expenditures
Capital Improvement Program by District
Fiscal Year Ending 6/30/2021 - as of 12/31/2020

06	West Maui	Prior Year Encumbrance / Carryover	Amended Budget / Lapses	Year to Date Expended	Current Encumbrance 12/31/2020	Balance Available	% of Budget Available
	Index * Activity ** Program *** District						
301248	KAHANA NUI BRIDGE REPLCMNT	1,074,253	(8,170)	8,330	1,057,753		0.0 %
90215	* KAHANA NUI BRIDGE REPLCMNT	1,074,253	(8,170)	8,330	1,057,753	0	0.0 %
301232	NAPILI 4/5 CULVERT L HONOAPI	1,476,086		1,122,461	353,624		0.0 %
301256	NAPILI 4/5 CULVERT L HONOAPI	729,669		729,669			0.0 %
90216	* NAPILI 4/5 CULVERT-L HONOAPIIL	2,205,755	0	1,852,130	353,624	0	0.0 %
301234	WEST MAUI DRAINLINE ASSESSMENT	28,403		24,708	3,695		0.0 %
301257	WEST MAUI DRAINLINE ASSESSMENT	53,270		53,270			0.0 %
90217	* WEST MAUI DRAINLINE ASSESSMENT	81,673	0	77,978	3,695	0	0.0 %
301238	L HONOAPIILANI RD EROSION	258,190		28,826	229,364		0.0 %
301258	L HONOAPIILANI RD EROSION	29,440		29,440			0.0 %
90218	* L HONOAPIILANI RD EROSION	287,630	0	58,266	229,364	0	0.0 %
356575	WM ROADWAY IMPRV MTV GRANT	625,640		78,540		547,100	87.4 %
95099	* State/Fed/PVT FY95-05-15	625,640	0	78,540	0	547,100	87.4 %
367575	WM ROADWAY IMPRV SVO GRANT	1,700,000				1,700,000	100.0 %
96099	* State/FED/PVT FY96 FY06 FY16	1,700,000	0	0	0	1,700,000	100.0 %
378406	WM GREENWAY PILOT PRJ	146,156			146,156		0.0 %
97106	* WM GREENWAY PILOT PROJECT	146,156	0	0	146,156	0	0.0 %
390266	FRONT STREET IMPROVEMENTS	42,037		42,037			0.0 %
390273	FRONT STREET IMPROVEMENTS	620,782		9,279	611,503		0.0 %
99036	* FRONT STREET IMPROVEMENTS	662,819	0	51,316	611,503	0	0.0 %
907	** Roads	6,783,926	(8,170)	2,126,560	2,402,095	2,247,100	33.2 %
389717	OLOWALU LF SITE RESTORATION	99,619			99,619		0.0 %
98017	* OLOWALU LDFILL SITE RESTORATN	99,619	0	0	99,619	0	0.0 %

County of Maui
Statement of Appropriations and Expenditures
Capital Improvement Program by District
Fiscal Year Ending 6/30/2021 - as of 12/31/2020

06	West Maui	Prior Year Encumbrance / Carryover	Amended Budget / Lapses	Year to Date Expended	Current Encumbrance 12/31/2020	Balance Available	% of Budget Available
	Index * Activity ** Program *** District						
908	** Solid Waste Facilities	99,619	0	0	99,619	0	0.0 %
310037	LAHAINA WWRF MODI STAGE 1A		3,400,000	3,308,304	91,391	305	0.0 %
310038	NAPILI WWPS #4 MODIFICATIONS		4,600,000			4,600,000	100.0 %
310232	WEST MAUI RECYCLED H2O SYS EXP		599,000	599,000			0.0 %
310235	NAPILI #5&6 FM REPLACEMENT		819,344		819,344		0.0 %
90001	* FY 2021 CIP PROJECTS	0	9,418,344	3,907,304	910,735	4,600,305	48.8 %
301361	SOH HEMA - LAHAINA WWRF		633,750		633,750		0.0 %
90099	* State/federal/pri fy 2000&2010	0	633,750	0	633,750	0	0.0 %
301228	WEST MAUI RECYCLED H2O SYS EXP	1,434,522			1,434,522		0.0 %
301332	WEST MAUI RECYCLED H2O SYS EXP	9,578,290	(9,578,290)				-
90128	* WM RECYCLED WATER SYS EXP	11,012,812	(9,578,290)	0	1,434,522	0	0.0 %
301329	NAPILI WWPS NO.3 MODI	400,000		5,310	394,690		0.0 %
90129	* NAPILI WWPS No.3 MODIFICATIONS	400,000	0	5,310	394,690	0	0.0 %
301330	LAHAINA WWRF R-1 PROCESS EXP	700,000	(26)		699,974		0.0 %
90130	* LAHAINA WWRF R-1 PROCESS EXP	700,000	(26)	0	699,974	0	0.0 %
301331	LAHAINA WWRF ER GENERATOR RPLC	200,000			200,000		0.0 %
90131	* LAHAINA WWRF ER GENERATOR REPL	200,000	0	0	200,000	0	0.0 %
331183	WEST MAUI RECYCLED WATER PROJ	163,298				163,298	100.0 %
93091	* WEST MAUI RECYCLED WATER PROJ	163,298	0	0	0	163,298	100.0 %
345374	KAANAPALI RESORT R-1 WATER DIS	668,640			668,640		0.0 %
94074	* KAAANAPALI RESORT R-1 H2O DIST	668,640	0	0	668,640	0	0.0 %
345377	W MAUI RECYC'D WATER SYS EXP	49,675			49,675		0.0 %
94077	* WEST MAUI RECYCLED H2O SYS EXP	49,675	0	0	49,675	0	0.0 %

County of Maui
Statement of Appropriations and Expenditures
Capital Improvement Program by District
Fiscal Year Ending 6/30/2021 - as of 12/31/2020

06	West Maui	Prior Year Encumbrance / Carryover	Amended Budget / Lapses	Year to Date Expended	Current Encumbrance 12/31/2020	Balance Available	% of Budget Available
	Index * Activity ** Program *** District						
356470	NAPILI #5&6 FM REPLACEMENTS	52,221		6,541	45,680		0.0 %
95070	* NAPILI NO. 5/6 FM REPLACEMENTS	52,221	0	6,541	45,680	0	0.0 %
369201	LAHAINA WWRF MODFCTN STAGE 1A	108,171			108,171		0.0 %
96000	* FY2006/1996 CIP Projects	108,171	0	0	108,171	0	0.0 %
367161	W MAUI RECYCLED WTR SYS	692,566			692,566		0.0 %
96061	* W MAUI RECYCLED WATER S EXP	692,566	0	0	692,566	0	0.0 %
378321	NAPILI #3 FM REPLCMENT	64,671		14,840	49,831		0.0 %
97021	* NAPILI NO.3 FM REPLACEMENT	64,671	0	14,840	49,831	0	0.0 %
378322	NAPILI #4 FM REPLCMENT	65,068			65,068		0.0 %
97022	* NAPILI NO.4 FM REPLCMNT	65,068	0	0	65,068	0	0.0 %
389718	NAPILI WWPS #5 MODIFICATIONS	1,983,775		1,021,005	962,770		0.0 %
98018	* NAPILI WWPS #5 MODIFICATIONS	1,983,775	0	1,021,005	962,770	0	0.0 %
389719	NAPILI WWPS #6 MODIFICATIONS	2,107,187			2,107,187		0.0 %
98019	* NAPILI WWPS #6 MODIFICATIONS	2,107,187	0	0	2,107,187	0	0.0 %
389746	LAHAINA WWRF PRIMARY ELECTRICA	2,254,913		394,149	1,860,764		0.0 %
98065	* LAHAINA WWRF PRIMARY ELECTRICA	2,254,913	0	394,149	1,860,764	0	0.0 %
390028	NAPILI WWPS #4 MODIFICATIONS	144,949		49,568	95,381		0.0 %
99133	* NAPILI WWPS #4 MODIFICATIONS	144,949	0	49,568	95,381	0	0.0 %
390029	NAPILI NO. 3 FM REPLACEMENT	1,747,420		259,020	1,488,400		0.0 %
99134	* NAPILI NO.3 FM REPLCMNT	1,747,420	0	259,020	1,488,400	0	0.0 %
390030	NAPILI NO.4 FM REPLACEMENT	1,331,441			1,331,441		0.0 %
99135	* NAPILI NO.4 FM REPLCMNT	1,331,441	0	0	1,331,441	0	0.0 %

County of Maui
Statement of Appropriations and Expenditures
Capital Improvement Program by District
Fiscal Year Ending 6/30/2021 - as of 12/31/2020

06	West Maui	Prior Year Encumbrance / Carryover	Amended Budget / Lapses	Year to Date Expended	Current Encumbrance 12/31/2020	Balance Available	% of Budget Available
Index	* Activity ** Program *** District						
909	** Wastewater Facilities	23,746,807	473,778	5,657,737	13,799,245	4,763,603	19.7 %
District ***	West Maui	<u>50,273,267</u>	<u>(11,662,471)</u>	<u>8,043,153</u>	<u>21,806,835</u>	<u>8,760,807</u>	<u>22.7 %</u>

County of Maui
Statement of Appropriations and Expenditures
Capital Improvement Program by District
Fiscal Year Ending 6/30/2021 - as of 12/31/2020

07	Lanai	Prior Year	Amended	Year	Current	Balance	% of
	Index	Encumbrance	Budget /	to Date	Encumbrance	Available	Budget
	* Activity ** Program *** District	/ Carryover	Lapses	Expended	12/31/2020		Available
301235	LANAI FIRE STATION IMPROVEMENT	439,223		295,054	144,170		0.0 %
90135	* LANAI FIRE STN IMPROVEMENTS	439,223	0	295,054	144,170	0	0.0 %
378286	LANAI BASEYARD IMPRV	61,246			61,246		0.0 %
97086	* LANAI BASEYARD IMPROVEMENTS	61,246	0	0	61,246	0	0.0 %
389723	LANAI FIRE STN IMPROVEMENTS	8,017			8,017		0.0 %
98023	* LANAI FIRE STN IMPROVEMENTS	8,017	0	0	8,017	0	0.0 %
903	** Government Facilities	508,486	0	295,054	213,433	0	0.0 %
301233	LANAI PARKS SYSTEM	533,700			533,700		0.0 %
90133	* LANAI PARKS SYSTEM	533,700	0	0	533,700	0	0.0 %
301353	LANAI PARKS SYSTEM	495,000			495,000		0.0 %
301354	LANAI PARKS SYSTEM	95,000			95,000		0.0 %
90153	* LANAI PARKS SYSTEM	590,000	0	0	590,000	0	0.0 %
301231	LANAI YOUTH CTR/SKATE PRK	285,010		31,828	253,182		0.0 %
301255	LANAI YOUTH CTR/SKATE PRK	3,000		3,000			0.0 %
90155	* LANAI YOUTH CTR/SKATE PARK	288,010	0	34,828	253,182	0	0.0 %
378345	LANAI PARKS SYSTEM	4,662			4,662		0.0 %
97045	* LANAI PARKS SYSTEM	4,662	0	0	4,662	0	0.0 %
389734	LANAI COM'TY CTR COMM KITCHEN	12,752			12,752		0.0 %
98034	* LANAI CCTR COMMERCIAL KITCHEN	12,752	0	0	12,752	0	0.0 %
390047	LANAI PARKS SYSTEM	122,331			122,331		0.0 %
99162	* LANAI PARKS SYSTEM	122,331	0	0	122,331	0	0.0 %
390262	LANAI PARKS MAINTENANCE BLDG	2,343			2,343		0.0 %

County of Maui
Statement of Appropriations and Expenditures
Capital Improvement Program by District
Fiscal Year Ending 6/30/2021 - as of 12/31/2020

07	Lanai	Prior Year Encumbrance / Carryover	Amended Budget / Lapses	Year to Date Expended	Current Encumbrance 12/31/2020	Balance Available	% of Budget Available
Index	* Activity ** Program *** District						
99163	* LANAI PARKS MAINTENANCE BLDG	2,343	0	0	2,343	0	0.0 %
390252	LANAI COM'TY CTR COMM KITCHEN	218,945		218,945			0.0 %
390263	LANAI COM'TY CTR COMM KITCHEN	402,586		402,586			0.0 %
99164	* LANAI COMM CTR COMMERCIAL KITC	621,531	0	621,531	0	0	0.0 %
904	** Parks and Recreation	2,175,329	0	656,359	1,518,970	0	0.0 %
District ***	Lanai	2,683,815	0	951,413	1,732,403	0	0.0 %

County of Maui
Statement of Appropriations and Expenditures
Capital Improvement Program by District
Fiscal Year Ending 6/30/2021 - as of 12/31/2020

08	Molokai	Prior Year Encumbrance / Carryover	Amended Budget / Lapses	Year to Date Expended	Current Encumbrance 12/31/2020	Balance Available	% of Budget Available
	Index * Activity ** Program *** District						
310048	HOOLEHUA FIRE STATION RENOV		350,000			350,000	100.0 %
310075	MOLOKAI POLICE STN ROOF REPLAC		500,000			500,000	100.0 %
90001	* FY 2021 CIP PROJECTS	0	850,000	0	0	850,000	100.0 %
356459	MOLOKAI BASEYARD DESIGN&C	80,668			80,668		0.0 %
95059	* MOLOKAI BASEYARD	80,668	0	0	80,668	0	0.0 %
378392	MOLOKAI BASEYARD	263,831		17,773	246,058		0.0 %
97091	* MOLOKAI BASEYARD	263,831	0	17,773	246,058	0	0.0 %
390278	MOLOKAI BASEYARD	13,958		12,307	1,651		0.0 %
390291	MOLOKAI BASEYARD	5,641		5,641			0.0 %
99205	* MOLOKAI BASEYARD	19,599	0	17,948	1,651	0	0.0 %
903	** Government Facilities	364,098	850,000	35,721	328,377	850,000	70.0 %
310062	KAUNAKAKAI GYM REHABILITATION		250,000			250,000	100.0 %
310063	KILOHANA RECREATION CTR RENOVA		250,000			250,000	100.0 %
90001	* FY 2021 CIP PROJECTS	0	500,000	0	0	500,000	100.0 %
301360	MOLOKAI PARKS SYSTEM	211,268	(164,311)		46,957		0.0 %
90160	* MOLOKAI PARKS SYSTEM	211,268	(164,311)	0	46,957	0	0.0 %
390056	MOLOKAI PARKS SYSTEM	216,900			216,900		0.0 %
99171	* MOLOKAI PARKS SYSTEM	216,900	0	0	216,900	0	0.0 %
904	** Parks and Recreation	428,168	335,689	0	263,857	500,000	65.5 %
301310	MOLOKAI LF SCALEHSE RPCMNT/TRA	200,000	(200,000)				-
90110	* MOLOKAI LF SCALEHSE REPLC/TRF	200,000	(200,000)	0	0	0	- -
378313	MOLOKAI LF-ENVTL ASSESSMNT	9,090			9,090		0.0 %

County of Maui
Statement of Appropriations and Expenditures
Capital Improvement Program by District
Fiscal Year Ending 6/30/2021 - as of 12/31/2020

08	Molokai	Prior Year Encumbrance / Carryover	Amended Budget / Lapses	Year to Date Expended	Current Encumbrance 12/31/2020	Balance Available	% of Budget Available
Index	* Activity ** Program *** District						
97013	* MOLIKAI LF-ENV'TAL ASSESSMNT	9,090	0	0	9,090	0	0.0 %
389708	KALAMAULA LF SITE RESTORATION	111,420			111,420		0.0 %
98008	* KALAMAULA LF SITE RESTORATION	111,420	0	0	111,420	0	0.0 %
390016	MOLOKAI LF PHASE V	33,648		1,800	31,848		0.0 %
99121	* MOLOKAI LF PHASE V EXPANSION	33,648	0	1,800	31,848	0	0.0 %
908	** Solid Waste Facilities	354,158	(200,000)	1,800	152,358	0	0.0 %
District ***	Molokai	<u>1,146,424</u>	<u>985,689</u>	<u>37,521</u>	<u>744,592</u>	<u>1,350,000</u>	<u>63.3 %</u>

County of Maui
Statement of Appropriations and Expenditures
Capital Improvement Program by District
Fiscal Year Ending 6/30/2021 - as of 12/31/2020

09	Countywide	Prior Year	Amended	Year	Current	Balance	% of
	Index	Encumbrance	Budget /	to Date	Encumbrance	Available	Budget
	* Activity ** Program *** District	/ Carryover	Lapses	Expended	12/31/2020		Available
301278	CW DRAINAGE IMPROVEMENTS	55,098				55,098	100.0 %
303278	CW DRAINAGE IMPROVEMENTS	1,177,228	6,840			1,184,068	100.0 %
305201	CW DRAINAGE IOLANI LOHA MAKANI	10,518		10,518			0.0 %
305205	CW DRAINAGE HAIKU RD CULVER	121,999			301,467	(179,467)	(147.1)%
305210	CW DRAINAGE LEISURE ESTATE	22,620		22,620			0.0 %
305212	CW DRAINAGE WAIPOLI RD DITCH	29,540			29,540		0.0 %
305213	CW DRAINAGE KAHANA NUI	34,317		34,317			0.0 %
305215	CW DRAINAGE WAIEHU HTS DRNLN			164		(164)	-
305216	CW DRAINAGE WAIALE RD/WAIKAPU	10,208		10,208			0.0 %
305217	CW DRAINAGE KUIKAHI DR			54,935		(54,935)	-
305219	CW DRAINAGE WAILEA ALANUI			21,762	101,371	(123,133)	-
305220	CW DRAINAGE CMAUI DRAINLINE			25,818	15,582	(41,400)	-
305221	CW DRAINAGE KEONEKAI RD			61,416	53,400	(114,816)	-
305223	CW DRAINAGE WAIEHU HTS DRNLN			50	718,362	(718,412)	-
305235	CW DRAINAGE HAUOLI ST	38,875			38,875		0.0 %
305236	CW DRAINAGE LEISURE ESTATE	67,911			67,911		0.0 %
305237	CW DRAINAGE KAHANA NUI	676,223		56,105	620,118		0.0 %
305238	CW DRAINAGE WAIALE RD/WAIKAPU	30,515		21,666	15,689	(6,840)	(22.4)%
90178	* CW DRAINAGE IMPROVEMENTS	2,275,052	6,840	319,579	1,962,315	(1)	(0)%
321203	CW DRAINAGE IMPROVEMENTS	63,612		44,592	19,021		0.0 %
92037	* CW DRAINAGE IMPROVEMENTS	63,612	0	44,592	19,021	0	0.0 %
368261	CW DRAINAGE NAPILI 4/5 CULVERT	59,582	(27,540)	32,042			0.0 %
368263	CW DRAINAGE WAIPOLI	27,667			27,667		0.0 %
96048	* CW DRAINAGE IMPROVEMENTS	87,249	(27,540)	32,042	27,667	0	0.0 %
379075	CW DRAINAGE HIOLANI ST	29,211		9,221	19,989		0.0 %
379170	CW DRAINAGE VARIOUS PROJ	24,828			24,828		0.0 %
379173	CW DRAINAGE NAPILI 4/5 CULVERT	19,940	(19,940)				-
97069	* CW DRAINAGE IMPROVEMENTS	73,979	(19,940)	9,221	44,817	0	0.0 %

County of Maui
Statement of Appropriations and Expenditures
Capital Improvement Program by District
Fiscal Year Ending 6/30/2021 - as of 12/31/2020

09	Countywide	Prior Year	Amended	Year	Current	Balance	% of
	Index	Encumbrance	Budget /	to Date	Encumbrance	Available	Budget
	* Activity ** Program *** District	/ Carryover	Lapses	Expended	12/31/2020		Available
380214	CW DRAINAGE HIOLANI STREET	34,888			34,888		0.0 %
380217	CW DRAINAGE KIHEI MASTER PLAN	41,924			41,924		0.0 %
380229	CW DRAINAGE WAILEA ALANUI	330,200		330,200			0.0 %
98047	* CW DRAINAGE IMPROVEMENTS	407,012	0	330,200	76,812	0	0.0 %
390223	CW DRAINAGE LEVEE 27 IAO STREA	2,000		2,000			0.0 %
390270	CW DRAINAGE HOLOLANI	20,000		20,000			0.0 %
393240	CW DRAINAGE WAILUKU RIVERMILL	25,830			25,830		0.0 %
393242	CW DRAINAGE HAIKU RD CULVERT R	18,686			18,686		0.0 %
393244	CW DRAINAGE LEVEE 27 IAO STREA	28,181			28,181		0.0 %
393248	CW DRAINAGE KAHEKILI HWY	24,840			24,840		0.0 %
393252	CW DRAINAGE WAKEA/PAPA AVE	14,730		4,500	10,230		0.0 %
393290	CW DRAINAGE IMPROVEMENTS	2,412	(2,412)				-
99183	* CW DRAINAGE IMPROVEMENTS	136,679	(2,412)	26,500	107,767	0	0.0 %
901	** Drainage	3,043,583	(43,052)	762,134	2,238,399	(1)	(0)%
310240	CW EQUIP R/OFF, WATER, LF COMP		799,197		799,197		0.0 %
310242	CW EQUIP LOADER/REFUSE TRUCKS		1,453,607		1,453,607		0.0 %
310243	CW EQUIP PW VARIOUS TRUCKS		786,427		786,427		0.0 %
310244	CW EQUIP 1500 GPM TRUCK PAIA		1,082,686			1,082,686	100.0 %
310245	CW EQUIP DUMP TRUCK PAIA		99,661		99,661		0.0 %
90001	* FY 2021 CIP PROJECTS	0	4,221,578	0	3,138,892	1,082,686	25.6 %
301207	CW EQUIP 4000 GAL WATER TRUCK	294,607			294,607		0.0 %
301211	CW EQUIP D8 DOZER MICRO PAVER	623,517			623,517		0.0 %
301212	CW EQUIP R-OFF TRCK D5/D8 DZRS	1,124,771		239,881	884,890		0.0 %
90140	* CW EQUIPMENT	2,042,895	0	239,881	1,803,014	0	0.0 %
301419	BUS STOPS & SHELTERS	200,000	(7,200)	29,690	163,110		0.0 %
90219	* BUS STOPS AND SHELTERS	200,000	(7,200)	29,690	163,110	0	0.0 %

County of Maui
Statement of Appropriations and Expenditures
Capital Improvement Program by District
Fiscal Year Ending 6/30/2021 - as of 12/31/2020

09	Countywide	Prior Year	Amended	Year	Current	Balance	% of
	Index	Encumbrance	Budget /	to Date	Encumbrance	Available	Budget
	* Activity ** Program *** District	/ Carryover	Lapses	Expended	12/31/2020		Available
390071	BRIDGE INSP/EVAL OF CTY BRIDGE	35,300		35,300			0.0 %
99185	* BRIDGE INSP/EVAL CNTY BRIDGES	35,300	0	35,300	0	0	0.0 %
902	** Other Projects	2,278,195	4,214,378	304,871	5,105,016	1,082,686	16.7 %
310047	CW FIRE FACILITIES		200,000			200,000	100.0 %
310077	CW FACILITY MAINTENANCE PROGRA		2,475,000			2,475,000	100.0 %
310278	CW FAC MAINT PRG PROS BASEMENT		56,737	5,999	50,738		0.0 %
310296	CENTRAL MAUI TRANSIT HUB		1,826,479		1,700,779	125,700	6.9 %
315167	CW FAC DESIGN MOL BASEYRD			11,618	11,853	(23,471)	-
315172	CW FAC KOM EXT BLDG RPR			7,448		(7,448)	-
315198	CW FIRE FAC WAILUKU RR RENO				70,312	(70,312)	-
90001	* FY 2021 CIP PROJECTS	0	4,558,216	25,065	1,833,682	2,699,469	59.2 %
301334	CW FIRE FACILITIES	360,452	(360,452)				-
305053	CW FIRE FAC HANA STATION	63,948		24,948	39,000		0.0 %
305083	CW FIRE FAC WAILUKU STN BTHRM	26,500		18,830	7,670		0.0 %
305084	CW FIRE FAC HOOLEHUA STN	26,700		700	26,000		0.0 %
305085	CW FIRE FAC MAKAWAO STN	17,600			17,600		0.0 %
305108	CW FIRE FAC KAHULUI STN		32,000		32,000		0.0 %
305112	CW FIRE FAC PLUMBING CAM		304,786	2,098	302,688		0.0 %
305123	CW FIRE FAC LAHAINA STN		23,667		23,667		0.0 %
90134	* COUNTYWIDE FIRE FACILITIES	495,200	1	46,576	448,625	0	0.0 %
301379	CW FACILITY BLDG IMPROVEMENTS	432,842				432,842	100.0 %
305096	CW FACILITY DESIGN SVCS K PAKU	17,000				17,000	100.0 %
305104	CW FAC 8th FLR/BATHRM RENO			31,339	165,227	(196,566)	-
305105	CW FAC DESIGN SVCS KOM ROOF			8,751	85,007	(93,759)	-
305115	CW FAC KOM CIVIL DEF HVAC				1,068	(1,068)	-
305130	CW FAC STUDY/DESIGN PLANNING				148,697	(148,697)	-
90179	* CW FACILITY BLDG IMPRMNT	449,842	0	40,090	399,999	9,752	2.2 %

County of Maui
Statement of Appropriations and Expenditures
Capital Improvement Program by District
Fiscal Year Ending 6/30/2021 - as of 12/31/2020

09	Countywide	Prior Year	Amended	Year	Current	Balance	% of
	Index	Encumbrance	Budget /	to Date	Encumbrance	Available	Budget
	* Activity ** Program *** District	/ Carryover	Lapses	Expended	12/31/2020		Available
345320	CW FACILITY BLDG IMPROVEMENTS	3,012			3,012		0.0 %
94020	* CW FACILITY BLDG IMPROVEMENTS	3,012	0	0	3,012	0	0.0 %
356583	CW FAC KALANA ELECTRICAL UPGRD	5,000		5,000			0.0 %
95021	* CW FACILITY BLDG IMPROVEMENTS	5,000	0	5,000	0	0	0.0 %
368267	CW FAC BLDG KALANA O MAUI	30,617			30,617		0.0 %
368275	CW FAC REPLC VARIOUS LOC	2,127		2,127			0.0 %
96049	* CW FACILITY BLDG IMPROVEMENTS	32,744	0	2,127	30,617	0	0.0 %
379179	CW POLICE FAC WAI STN DISPATCH	9			9		0.0 %
379183	CW POLICE FAC WAI STN PARKING	24,372		5,566	18,806		0.0 %
97067	* CW POLICE FACILITIES	24,381	0	5,566	18,815	0	0.0 %
379195	CW FAC KOM 2ND FLR DECK	223,763			223,763		0.0 %
97070	* CW FAC BLDG IMPROVEMENTS	223,763	0	0	223,763	0	0.0 %
380168	CW POLICE FORENSIC FAC AC IMPR	20,060			20,060		0.0 %
98045	* CW POLICE FACILITIES	20,060	0	0	20,060	0	0.0 %
380113	CW FAC KOM 2ND FLR DECK RPR	71,956			71,956		0.0 %
380137	CW FAC KALANA PAKUI AC	9,150			9,150		0.0 %
98048	* CW FACILITY BLDG IMPROVEMENTS	81,106	0	0	81,106	0	0.0 %
390370	CW FIRE FAC CATCHALL	74,900		74,900			0.0 %
99137	* CW FIRE FACILITIES	74,900	0	74,900	0	0	0.0 %
390244	CW POLICE FAC WAILUKU BALLISTI	14,986		14,986			0.0 %
390247	CW POLICE FAC-WAILUKU STATION	23,327			23,327		0.0 %
390249	CW POLICE FAC-FORENSIC FAC AC/	569,969		500,602	69,367		0.0 %
99182	* CW POLICE FACILITIES	608,282	0	515,588	92,694	0	0.0 %
390184	CW FACILITY CIVIL DEF HVAC	16,757			16,757		0.0 %

County of Maui
Statement of Appropriations and Expenditures
Capital Improvement Program by District
Fiscal Year Ending 6/30/2021 - as of 12/31/2020

09	Countywide	Prior Year	Amended	Year	Current	Balance	% of
	Index	Encumbrance	Budget /	to Date	Encumbrance	Available	Budget
	* Activity ** Program *** District	/ Carryover	Lapses	Expended	12/31/2020		Available
390310	CW FACILITY CATCHALL	17,650		4,508	13,142		0.0 %
390343	CW FAC CO CAMPUS PARK'G LIGHT	26,022			26,022		0.0 %
390348	CW FAC KONA WINDS CONSTRUCTION	1,663			1,663		0.0 %
390359	CW FAC KALANA PAKUI AC	78,841			78,841		0.0 %
99184	* CW FACILITY BLDG IMPROVEMENTS	140,933	0	4,508	136,425	0	0.0 %
903	** Government Facilities	2,159,223	4,558,217	719,420	3,288,798	2,709,221	40.3 %
310052	CW PARKS ADA IMPROVEMENTS		250,000			250,000	100.0 %
310053	CW PARKS FACILITIES		300,000			300,000	100.0 %
315164	CW PARKS ADA WAILUKU HTS PARK			54,418		(54,418)	-
315166	CW PARKS FAC HAIKU CC RR				110,989	(110,989)	-
315180	CW PARKS ADA HANA CC BLDG F			1,620	44,142	(45,762)	-
315186	CW PARKS FAC HTAVARES COMTY CT				1,805	(1,805)	-
315194	CW PARKS FAC KAHULUI DIST MAIN				185,648	(185,648)	-
90001	* FY 2021 CIP PROJECTS	0	550,000	56,038	342,584	151,378	27.5 %
301341	CW PARKS ADA IMPROVEMENTS	378,646	(378,646)				-
305037	CW PARKS ADA ACCESS TRANSITION	92,572			92,572		0.0 %
305117	CW PARKS ADA WAR MEM CMLX		280,766	209,454	71,312		0.0 %
305120	CW PARKS ADA WAILUKU HTS PARK		97,880	97,880			0.0 %
90141	* CW PARKS ADA IMPROVEMENTS	471,218	0	307,334	163,884	0	0.0 %
301342	CW PARK PLAYGRND IMPRV	500,000	(500,000)				-
305111	CW PARK PLAYGRd SM SHADE STRUC		323,320	8,759	314,561		0.0 %
305125	CW PARK PLAYGRD HONOKAWAI BCH		60,000		60,000		0.0 %
90142	* CW PARK PLAYGROUND IMPROVEMENT	500,000	(116,680)	8,759	374,561	0	0.0 %
301343	CW LIGHT ORD COMPLIANCE	1,782,718	(1,782,718)				-
305047	CW LIGHT KALAMA PARK LIGHT	72,562	39,177	26,851	84,889		0.0 %
305091	CW LIGHT HANA BALL PRK FLD LGT	8,092		8,092			0.0 %
305097	CW LIGHT MITCHELLE PAUOLE	19,589	23,438		43,027		0.0 %

County of Maui
Statement of Appropriations and Expenditures
Capital Improvement Program by District
Fiscal Year Ending 6/30/2021 - as of 12/31/2020

09	Countywide	Prior Year	Amended	Year	Current	Balance	% of
	Index	Encumbrance	Budget /	to Date	Encumbrance	Available	Budget
	* Activity ** Program *** District	/ Carryover	Lapses	Expended	12/31/2020		Available
305100	CW LIGHT CATCHALL	598,200	13,324	92,000	519,524		0.0 %
305129	CW LIGHT MOLOKAI SITES		1,106,584		1,106,584		0.0 %
305134	CW LIGHT HANA PRK BASKETBALL		405,000		405,000		0.0 %
305139	CW LIGHT LAH BANYAN TREE PARK		23,958		23,958		0.0 %
305140	CW LIGHT KENOLIO BB COURT		896	896			0.0 %
305141	CW LIGHT KAHULUI COMM PRKG LOT		964		964		0.0 %
305142	CW LIGHT WAIALE BB COURT		677	677			0.0 %
305143	CW LIGHT KEPANIWAI PARK		813	813			0.0 %
305144	CW LIGHT E TAM BB & TENNIS		979	979			0.0 %
305145	CW LIGHT LOWER PAIA BCH PARK		13,021		13,021		0.0 %
90143	* CW LIGHT ORDINANCE COMPLIANCE	2,481,161	(153,887)	130,308	2,196,967	0	0.0 %
301344	CW PARKS FACILITIES	5,277	(5,277)				-
305099	CW PARKS FAC WAIKAPU CC EXP	123,060			123,060		0.0 %
305103	CW PARKS FAC LANAI COM'TY CTR	18,811	972	19,783			0.0 %
305122	CW PARKS FAC HAIKU CC RR		4,305		4,305		0.0 %
90144	* CW PARKS FACILITIES	147,148	0	19,783	127,365	0	0.0 %
356546	CW PARK RR FAC-KEO SKATE	5,512			5,512		0.0 %
356547	CW PARK RR KEO SBALL FLD	3,699		3,699			0.0 %
356551	CW PARK RR ETAM MH& FLD	8,420			8,420		0.0 %
356552	CW PARK RR HAIKU CC/ADA	3,227			3,227		0.0 %
356553	CW PARK RR TAVARES CCTR	5,498		5,498			0.0 %
95024	* CW PARK RR FACILITY IMPROVEMNT	26,356	0	9,197	17,159	0	0.0 %
367252	LARGE CAPACITY CESSPOOL	18,220			18,220		0.0 %
96052	* LARGE CAPACITY CESSPOOL CLOSUR	18,220	0	0	18,220	0	0.0 %
369511	MOLOKAI ATHLETIC COMPLEX	400,000			399,980	20	0.0 %
96099	* State/FED/PVT FY96 FY06 FY16	400,000	0	0	399,980	20	0.0 %
380138	CW LIGHT ORD CATCHALL	123,514		5,000	118,514		0.0 %

County of Maui
Statement of Appropriations and Expenditures
Capital Improvement Program by District
Fiscal Year Ending 6/30/2021 - as of 12/31/2020

09	Countywide	Prior Year	Amended	Year	Current	Balance	% of
Index	Activity ** Program *** District	Encumbrance	Budget /	to Date	Encumbrance	Available	Budget
* Activity ** Program *** District		/ Carryover	Lapses	Expended	12/31/2020		Available
98028	* CW LIGHT ORDINANCE COMPLIANCE	123,514	0	5,000	118,514	0	0.0 %
390174	CW PARKS ADA ACCESS TRANS PLAN	6,208			6,208		0.0 %
99142	* CW AMERICANS W/ DISABILITIES A	6,208	0	0	6,208	0	0.0 %
390309	CW PARK SM PLAYGROUND SHADE	89,798			89,798		0.0 %
390341	CW PARK ONE ALII PARK	97,400			97,400		0.0 %
390367	CW PARK PLAYGRD WAI HEIGHTS	133,200		133,200			0.0 %
99143	* CW PARK PLAYGROUND IMPRVMENTS	320,398	0	133,200	187,198	0	0.0 %
390357	CW LIGHT ORD LAH REC CTR	6,559			6,559		0.0 %
390360	CW LIGHT ORD HANA BALL PARK	210,743		177,083	33,660		0.0 %
390363	CW LIGHT VARIOUS MOLOKAI SITES	82,557		66,366	16,191		0.0 %
390365	CW LIGHT ORD COMP-KALAMA PARK	269,059		269,059			0.0 %
99144	* CW LIGHT ORDINANCE COMPLIANCE	568,918	0	512,508	56,410	0	0.0 %
390307	CW BUILDING MAINT CATCHALL	46,668		15,800	30,868		0.0 %
99145	* CW BLDG MAINT REPAIRER BSYD	46,668	0	15,800	30,868	0	0.0 %
904	** Parks and Recreation	5,109,809	279,433	1,197,927	4,039,918	151,398	2.8 %
521640	CW FACILITY IMPROVEMENTS		4,800,000	10,208	169,414	4,620,378	96.3 %
521650	CW UPGRADES/RPLCMNT		8,860,000	327,481	1,588,554	6,943,965	78.4 %
521660	CW WTR SYSTEM MODIFICATIONS		500,000			500,000	100.0 %
541270	CW UPGRADES/RPLCMNT		1,583,329		915,328	668,001	42.2 %
541280	CW RELIABLE CAPACITY		500,000			500,000	100.0 %
90001	* FY 2021 CIP PROJECTS	0	16,243,329	337,689	2,673,296	13,232,344	81.5 %
520900	CTYWDE FACILITY IMPROVEMENTS	3,300,427	(617,549)	82,628	2,600,250		0.0 %
90220	* CW FACILITY IMPROVEMENTS	3,300,427	(617,549)	82,628	2,600,250	0	0.0 %
520910	CNTYWDE UPGRDES/RPLCMNT	6,086,184	(4,484,263)	565,254	1,036,668		0.0 %

County of Maui
Statement of Appropriations and Expenditures
Capital Improvement Program by District
Fiscal Year Ending 6/30/2021 - as of 12/31/2020

09	Countywide Index * Activity ** Program *** District	Prior Year Encumbrance / Carryover	Amended Budget / Lapses	Year to Date Expended	Current Encumbrance 12/31/2020	Balance Available	% of Budget Available
90221	* CW UPGRADES & REPLACEMENTS	6,086,184	(4,484,263)	565,254	1,036,668	0	0.0 %
520920	CNTYWDE WTR SYSTM MDIFCATION	76,130	(13,674)	19,594	42,862		0.0 %
90222	* CW WATER SYSTEM MODIFICATIONS	76,130	(13,674)	19,594	42,862	0	0.0 %
543150	COUNTYWIDE SOURCE DEVELOP/ACQ	47,371			47,371		0.0 %
93083	* CW SOURCE DEVT/ACQUISITION	47,371	0	0	47,371	0	0.0 %
523540	COUNTYWIDE FACILITY IMPROVMTS	16,707		1,343	15,364		0.0 %
93087	* CW FACILITY IMPROVEMENTS	16,707	0	1,343	15,364	0	0.0 %
525020	CTYWIDE FACILITY IMPRVMTS	127,981			127,981		0.0 %
95089	* CW FACILITY IMPROVEMENTS	127,981	0	0	127,981	0	0.0 %
526040	CW UPGRADES & REPLACEMENT	215,963	(21,843)	8,256	185,864		0.0 %
96078	* CW UPGRADES & REPLACEMENT	215,963	(21,843)	8,256	185,864	0	0.0 %
527030	CTYWIDE UPGRADES & RPLCMNTS	191,216			191,216		0.0 %
97109	* CW UPGRADES & REPLACEMENTS	191,216	0	0	191,216	0	0.0 %
527020	CTYWIDE FACILITY IMPRVMTS	141,475		8,666	132,809		0.0 %
97111	* CW FACILITY IMPROVEMENTS	141,475	0	8,666	132,809	0	0.0 %
529000	COUNTYWIDE FACILITY IMPRVMTS	22,717	(4,001)	18,716			0.0 %
98080	* CW FACILITY IMPROVEMENTS - DWS	22,717	(4,001)	18,716	0	0	0.0 %
529010	COUNTYWIDE UPGRADES & RPLCMNTS	564,853		424,674	140,178		0.0 %
548230	COUTYWIDE UPGR & REPLCMNTS	496,808		463,826	32,981		0.0 %
98081	* CW UPGRADES & REPLCMNTS - DWS	1,061,661	0	888,500	173,159	0	0.0 %
529500	CTYWDE FACILITY IMPROVEMENTS	407,426			407,426		0.0 %
99221	* CW FACILITY IMPROVEMENTS	407,426	0	0	407,426	0	0.0 %

County of Maui
Statement of Appropriations and Expenditures
Capital Improvement Program by District
Fiscal Year Ending 6/30/2021 - as of 12/31/2020

09	Countywide	Prior Year	Amended	Year	Current	Balance	% of
	Index	Encumbrance	Budget /	to Date	Encumbrance	Available	Budget
	* Activity ** Program *** District	/ Carryover	Lapses	Expended	12/31/2020		Available
529510	CTYWDE UPGRADES & REPLACEMENTS	183,076	(14,000)	5,400	163,676		0.0 %
99222	* CW UPGRADES & REPLCMNTS - DWS	183,076	(14,000)	5,400	163,676	0	0.0 %
905	** WATER SUPPLY	11,878,334	11,087,999	1,936,046	7,797,942	13,232,344	57.6 %
310079	CW TRAFFIC/SAFETY PROGRAM		50,000			50,000	100.0 %
310080	CW BRIDGE/DRAINAGE PROGRAM		2,850,000			2,850,000	100.0 %
310081	CW RD RESURF/PVMNT PRESERVATN		6,250,000			6,250,000	100.0 %
310082	CW TRAFFIC/SAFETY PROGRAM		1,720,000			1,720,000	100.0 %
310085	CW TRAFFIC/SAFETY PROGRAM		10,000			10,000	100.0 %
310284	CW FEDERAL AID PROGRAM		140,365			140,365	100.0 %
310288	CW FEDERAL AID PROGRAM		4,459,261			4,459,261	100.0 %
315151	CW BRIDGE/DRAINAGE CATCHALL				81,562	(81,562)	-
315154	CW RD RESURF/PVMNT CATCHALL				11,818	(11,818)	-
315155	CW RD RESURF/PVMNT REVIEW FEE			14,759		(14,759)	-
315156	CW TRAFFIC KAMEHAMEHA AVE			88	24,501	(24,589)	-
315161	CW RD RESURF KEANAE RD SAFETY			252,215	99,522	(351,737)	-
315163	CW RD RESURF BRIDGE INSP/EVAL				417,049	(417,049)	-
315170	CW RD RESURF/PVMNT FURNISHING			42,069	557,931	(600,000)	-
315173	CW RD RESURF COLD MX ASPHALT				100,000	(100,000)	-
315174	CW TRAFFIC/SFTY MLANI PKWY			28,116	16,284	(44,400)	-
315175	CW RD RESURF GEOTECH EXPL SVCS			4,375	95,625	(100,000)	-
315178	CW RD RESURF EAST MAUI DISTRIC			142	85,094	(85,236)	-
315179	CW RD RESURF SLURRING SEALING2				200,000	(200,000)	-
315181	CW RD RESURF KAMEHAMEHA/HINA				225	(225)	-
315182	CW RD RESURF LANAI DISTRICT			177	269,397	(269,574)	-
315183	CW TRAFFIC/SFTY OLD HALEA SDWK				27,809	(27,809)	-
315184	CW RD RESURF UPCOUNTRY PAIA/HA			465	212,885	(213,350)	-
315185	CW RD RESURF S MAUI DISTRICT			2,200		(2,200)	-
315187	CW TRAFFIC/SFTY KAHEKILI				26,840	(26,840)	-
315188	CW TRAFFIC WAILEA RD PEDESTRN				25,500	(25,500)	-
315189	CW BRIDGE/DRAINAGE HAIKU RD				158,755	(158,755)	-

County of Maui
Statement of Appropriations and Expenditures
Capital Improvement Program by District
Fiscal Year Ending 6/30/2021 - as of 12/31/2020

09	Countywide	Prior Year Encumbrance / Carryover	Amended Budget / Lapses	Year to Date Expended	Current Encumbrance 12/31/2020	Balance Available	% of Budget Available
	Index * Activity ** Program *** District						
315190	CW TRAFFIC/SFTY OHUKAI RD			270	64,404	(64,673)	-
315191	CW BRIDGE/DRAIN KAHANA NUI				394,031	(394,031)	-
315192	CW RD RESURF MOLOKAI DISTRICT				339,922	(339,922)	-
315193	CW RD RESURF VARIOUS MAUI DIST				228,118	(228,118)	-
315199	CW RD RESURF KAHEKILI HWY ROCK				106,000	(106,000)	-
315241	CW FED S KIHEI RD PVMNT			1,051		(1,051)	-
315242	CW FED IOLANI/LIHOLANI/MAKANI			15,313	124,001	(139,314)	-
315243	CW FED MAKAWAO AVE PVMNT REHAB			26,467	509,140	(535,607)	-
315244	CW FED MILL ST PVMT RECONST			1,756	30,800	(32,556)	-
315246	CW FED S KIHEI RD PVMNT			2,968		(2,968)	-
315247	CW FED IOLANI/LIHOLANI/MAKANI			7,363	3,454,179	(3,461,542)	-
315249	CW FED PVMNT JUSTIFICATN RPTS				39,219	(39,219)	-
315250	CW FED WAIKAKOI/S WAILUA				387,370	(387,370)	-
315300	CW TRAFFIC/SFTY UPCOUNTRY/PAIA				30,040	(30,040)	-
315301	CW TRAFFIC/SFTY CM S-AREA TRAN				80,784	(80,784)	-
90001	* FY 2021 CIP PROJECTS	0	15,479,626	399,794	8,198,805	6,881,028	44.5 %
300810	ASSESSMENT OF COM COASTAL RDS	527,268				527,268	100.0 %
300820	GUARDRAIL/SHLDR HALIIMAILE RD		281,415		273,230	8,185	2.9 %
300825	OLD HALEAKALA HWY TRAFFICE SIG		510,256		495,318	14,938	2.9 %
300830	KAHANA NUI BRIDGE REPLCMNT		4,354,007		4,216,893	137,114	3.1 %
300835	C MAUI SUB-AREA TRANSPORT STUD		400,000		400,000		0.0 %
301510	SAFE ROUTES TO SCH PRG	166,780				166,780	100.0 %
90099	* State/federal/pri fy 2000&2010	694,048	5,545,678	0	5,385,441	854,285	13.7 %
301380	CW BIKEWAY IMPROVEMENTS	189,258	(189,258)				-
305023	CW BIKEWAY STUDY/BIKE PATH		149,600	3,500	146,100		0.0 %
305046	CW BIKEWAY MAUI BICYCLE & PEDE	98,720			98,720		0.0 %
305069	CW BIKEWAY REVIEW FEE		3,272	3,272			0.0 %
90180	* CW BIKEWAY IMPROVEMENTS	287,978	(36,386)	6,772	244,820	0	0.0 %
301381	CW RD RESURF/PVMNT PRESRVTN	3,609,581				3,609,581	100.0 %

County of Maui
Statement of Appropriations and Expenditures
Capital Improvement Program by District
Fiscal Year Ending 6/30/2021 - as of 12/31/2020

09	Countywide							
	Index		Prior Year	Amended	Year	Current	Balance	% of
	* Activity ** Program *** District		Encumbrance	Budget /	to Date	Encumbrance	Available	Budget
			/ Carryover	Lapses	Expended	12/31/2020		Available
305010	CW RD RESURF WAI/KAH DISTRICT					482,199	(482,199)	-
305011	CW RD RESURF SOUTH MAUI DIST					481,497	(481,497)	-
305012	CW RD RESURF UPCOUNTRY DIST					600,000	(600,000)	-
305013	CW RD RESURF PAIA/HAIKU DIST					400,000	(400,000)	-
305014	CW RD RESURF ULALENA LOOP					99,990	(99,990)	-
305015	CW RD RESURF WEST MAUI DIST					408,329	(408,329)	-
305016	CW RD RESURF EAST MAUI DISTR					293,591	(293,591)	-
305017	CW RD RESURF MOLOKAI DISTRICT				67	299,733	(299,800)	-
305018	CW RD RESURF LANAI DISTRICT				2,400	297,600	(300,000)	-
305020	CW RD RESURF ROADWAY PROJECTS		101,962			90,144	11,818	11.6 %
305038	CW RD RESURF COLD MIX ASPHALT		122,707		21,948	759	100,000	81.5 %
305039	CW RD RESURF EMULSIFIED ASPHAL		31,956		14,389	17,567		0.0 %
305041	CW RD RESURF 4F TYPE II AGGREA		310			310		0.0 %
305042	CW RD RESURF MTRLS SLURRY SEAL		138,278		128,925	9,352		0.0 %
305060	CW RD RESUR KAMEHAMEHA AVE PMV		12,183			12,183		0.0 %
305061	CW RD RESURF REVIEW FEE				10,313		(10,313)	-
305062	CW RD RESURF PIILANI HWY SLOPE		243,163		89,614	153,549		0.0 %
305076	CW RD RESURF CATCHALL				4,066		(4,066)	-
305077	CW RD RESURF S KIHEI RD PVMNT		180,600		945	179,655		0.0 %
305078	CW RD RESURF S MAUI DISTRICT		6,675			6,675		0.0 %
305079	CW RD RESURF NAPILI WWPS #3 FM		134,239			134,239		0.0 %
305080	CW RD RESURF NAPILI WWPS #4 FM		21,693			21,693		0.0 %
305081	CW RD RESURF PAVEMENT REHAB SM		58,051			61,176	(3,125)	(5.4)%
305086	CW RD RESURF WAI/KAH DISTRICT		17,928			17,928		0.0 %
305089	CW RD RESURF MILL ST PVMNT		29,500		22,857	38,043	(31,400)	(106.4)%
305110	CW RD RESURF SM DIST FY19					7,565	(7,565)	-
305116	CW RD RESURF KEANAE RD SAFETY				256,409		(256,409)	-
305121	CW RD RESURF KOKOMO RD/MAK AVE				8,329		(8,329)	-
305124	CW RD RESURF WAI/KAH DISTRICT					34,787	(34,787)	-
90181	* CW ROAD RESURFACING/PVMNT PRSV		4,708,826	0	560,262	4,148,564	(1)	(0)%

County of Maui
Statement of Appropriations and Expenditures
Capital Improvement Program by District
Fiscal Year Ending 6/30/2021 - as of 12/31/2020

09	Countywide	Prior Year	Amended	Year	Current	Balance	% of
	Index	Encumbrance	Budget /	to Date	Encumbrance	Available	Budget
	* Activity ** Program *** District	/ Carryover	Lapses	Expended	12/31/2020		Available
301382	CW SAFETY IMPROVEMENTS	763,156	(763,156)				-
301388	CW SAFETY IMPROVEMENTS	13,858	(13,858)				-
305027	CW SAFETY IMPRV PAPA-LAAU	192,373			192,373		0.0 %
305028	CW SAFETY IMPRV EHA-WAENA	88,251	19,000	46,423	60,829		0.0 %
305029	CW SAFETY LIGHTING/MAHAOLU		14,760	25	14,735		0.0 %
305030	CW SAFETY IMPRV KANE ST		215,217		215,217		0.0 %
305052	CW SAFETY HALIIMAILE RD SAFETY	6,573	10,193	5,498	11,269		0.0 %
305064	CW SAFETY CATCHALL		889	889			0.0 %
305106	CW SAFETY HALEAKALA HWY		120,633		120,633		0.0 %
305107	CW SAFETY HALEAKALA HWY		2,051		2,051		0.0 %
305109	CW SAFETY SPEED TABLES		725		725		0.0 %
305119	CW SAFETY GRDRAIL/SHLDR IMPRV		74,807		74,807		0.0 %
305131	CW SAFETY KAHEKILI HWY		64,343		64,343		0.0 %
90182	* CW SAFETY IMPROVEMENTS	1,064,211	(254,396)	52,835	756,982	0	0.0 %
301383	CW BRIDGE IMPROVEMENTS	247,213	(247,213)				-
305045	CW BRIDGE IMPROV KAHAKULOLOA BRI	94,851	(91,411)	3,440			0.0 %
305057	CW BRIDGE IMPROV L HONOAPIILAN	47,300	122,184	664	168,819		0.0 %
305058	CW BRIDGE IMPROV CATCHALL	11,800	4,586	2,586	13,800		0.0 %
305059	CW BRIDGE IMPROV KALENA	655	19,373	655	19,373		0.0 %
305075	CW BRIDGE IMPROV MAHALAWA	94,345		5,340	89,005		0.0 %
305128	CW BRIDGE IMPROV MAKAMAKAOLE		101,070	140	100,930		0.0 %
90183	* CW BRIDGE IMPROVEMENTS	496,164	(91,411)	12,825	391,927	0	0.0 %
301384	CW TRAFFIC CALMING PROGRAM	365,234	(365,234)				-
305021	CW TRAFFIC CALMING DEVICES	134,474			134,474		0.0 %
305132	CW TRAFFIC CALMING L KULA RD		69,879	9	69,870		0.0 %
90184	* CW TRAFFIC CALMING PRG	499,708	(295,355)	9	204,344	0	0.0 %
301385	CW SIDEWALK IMPROVEMENTS	521,320	(521,320)				-
305024	CW SIDEWALK KINIPOPO ST	50,480	30,000	40,691	39,789		0.0 %
305025	CW SIDEWALK KAOHU ST	148,640			148,640		0.0 %

County of Maui
Statement of Appropriations and Expenditures
Capital Improvement Program by District
Fiscal Year Ending 6/30/2021 - as of 12/31/2020

09	Countywide	Prior Year	Amended	Year	Current	Balance	% of
	Index	Encumbrance	Budget /	to Date	Encumbrance	Available	Budget
	* Activity ** Program *** District	/ Carryover	Lapses	Expended	12/31/2020		Available
305026	CW SIDEWALK KAMEHAMEHA		246,262	250	246,012		0.0 %
90185	* CW SIDEWALK IMPROVEMENTS	720,440	(245,058)	40,941	434,441	0	0.0 %
301386	SURVEYING-MOLOKAI&LANAI ROADS	7,733		7,733			0.0 %
90186	* SURVEYING-MOLOKAI&LANAI ROADS	7,733	0	7,733	0	0	0.0 %
301387	ASSESSMENT-COM COASTAL ROADS	8,183	(8,183)				-
90187	* ASSESSMENT COM COASTAL RDS	8,183	(8,183)	0	0	0	- -
310100	IOLANI/LOHA/MAKANI RD PVMNT		10,499,178		10,201,190	297,988	2.8 %
91099	* State/Fed/Private FY2001/2011	0	10,499,178	0	10,201,190	297,988	2.8 %
327032	CW ROAD RESURFACING	111,279			111,279		0.0 %
92021	* CW ROAD RESURFACING	111,279	0	0	111,279	0	0.0 %
331132	CW SAFETY IMPROVEMENTS	26,599			26,599		0.0 %
93032	* CW SAFETY IMPROVEMENTS	26,599	0	0	26,599	0	0.0 %
331133	CW SIDEWALK IMPROVEMENTS	8,016			8,016		0.0 %
93033	* CW SIDEWALK IMPROVEMENTS	8,016	0	0	8,016	0	0.0 %
345332	CW BRIDGE IMPROVEMENTS	144,179			144,179		0.0 %
94032	* CW BRIDGE IMPROVEMENTS	144,179	0	0	144,179	0	0.0 %
345333	CW RD RESURFACING/PAVEMENT PR	85,489			85,489		0.0 %
94033	* CW RD RESURFACING/PAVEMENT PRE	85,489	0	0	85,489	0	0.0 %
345337	CW BIKEWAY IMPROVEMENTS	3,000		3,000			0.0 %
94037	* CW BIKEWAY IMPROVEMENTS	3,000	0	3,000	0	0	0.0 %
368851	CW BRIDGE IMPRV/KAHANA NUI	34,127			34,127		0.0 %
96022	* CW BRIDGE IMPROVEMENTS	34,127	0	0	34,127	0	0.0 %

County of Maui
Statement of Appropriations and Expenditures
Capital Improvement Program by District
Fiscal Year Ending 6/30/2021 - as of 12/31/2020

09	Countywide	Prior Year	Amended	Year	Current	Balance	% of
	Index	Encumbrance	Budget /	to Date	Encumbrance	Available	Budget
	* Activity ** Program *** District	/ Carryover	Lapses	Expended	12/31/2020		Available
368803	CW RD RESRF/PVMNT CATCH ALL	22,514		14,482	8,032		0.0 %
368840	CW RD RESRF/PIILANY HWY	16,146	(16,146)				-
96024	* CW RD RESURF & PAVEMENT PRESER	38,660	(16,146)	14,482	8,032	0	0.0 %
368841	CW BIKEWAY LILOA DRIVE	16,500		16,500			0.0 %
368872	CW BIKEWAY KIHEI GREENWAY	77,479			77,479		0.0 %
96031	* CW BIKEWAY IMPROVEMENTS	93,979	0	16,500	77,479	0	0.0 %
379120	CW RD RESURFG UPCOUNTRY DIST	390,141			390,141		0.0 %
379124	CW RD RESURFG VARIOUS LOC	132,385		2,878	129,507		0.0 %
379159	CW RD RESURFG HAIKU DISTRICT	19,967			19,967		0.0 %
379190	CW RD RESURF KAMEHAMEHA/HINA	37,516			37,516		0.0 %
97074	* CW RD RESUF/PAVEMNT PRESERVTN	580,009	0	2,878	577,131	0	0.0 %
379099	CW SAFETY LILOA DR EXT	1,219		1,219			0.0 %
97075	* CW SAFETY IMPROVEMENTS	1,219	0	1,219	0	0	0.0 %
379100	CW SIDEWALK LILOA DR EXT	222,979		125,303	97,676		0.0 %
97076	* CW SIDEWALK IMPROVEMENTS	222,979	0	125,303	97,676	0	0.0 %
379172	CW TRAFFIC VARIOUS LOCATIONS	6,332			6,332		0.0 %
97077	* CW TRAFFIC CALMING PROGRAM	6,332	0	0	6,332	0	0.0 %
380104	CW BIKEWAY WM GREENWAY PH1	76,133			76,133		0.0 %
98049	* CW BIKEWAY IMPROVEMENTS	76,133	0	0	76,133	0	0.0 %
380114	CW RD RESURF KUIKAHI DR	93			93		0.0 %
380118	CW RD RESURF CENTRAL MAUI	130,127			130,127		0.0 %
380124	CW RD RESURF KEANAE RD	11,050		2,113	8,937		0.0 %
380131	CW RD RESURF LANAI DISTRICT	419,670			419,670		0.0 %
380132	CW RD RESURF SO MAUI DISTRICT	743			743		0.0 %
380154	CW RD RESURF HANA LANDSLIDE	68,282	(738)	67,544			0.0 %

County of Maui
Statement of Appropriations and Expenditures
Capital Improvement Program by District
Fiscal Year Ending 6/30/2021 - as of 12/31/2020

09	Countywide	Prior Year	Amended	Year	Current	Balance	% of
Index	Activity ** Program *** District	Encumbrance	Budget /	to Date	Encumbrance	Available	Budget
*	**	/	Lapses	Expended	12/31/2020	Available	Available
98050	* CW RD RESURF/PVMNT PRESERVATN	629,965	(738)	69,657	559,570	0	0.0 %
380102	CW SAFETY KAH FIRE STN SDWLK	110,987			110,987		0.0 %
380157	CW SAFETY WM GREENWAY PH1	55,935			55,935		0.0 %
98051	* CW SAFETY IMPROVEMENTS	166,922	0	0	166,922	0	0.0 %
389510	SAFE ROUTES TO SCH PRG	92,956			92,956		0.0 %
98099	* FY98/08/18 ST/FED/PVT	92,956	0	0	92,956	0	0.0 %
390095	PAIA SCHOOL SAFE ROUTES TO SCH	212,394			54,204	158,189	74.5 %
390710	KEA ST PAVEMENT RECONSTRUCTION	511,085		224,448	278,265	8,372	1.6 %
390720	KAUPAKALUA RD PVMNT RECON PH-2	4,641,808			4,575,090	66,717	1.4 %
399510	SAFE ROUTES TO SCH PRG	97,584			6,714	90,870	93.1 %
399515	SOH OLD HALEAKALA HWY SDWLK	3,000,000			1,962,628	1,037,372	34.6 %
99099	* State/Fed/Private 99/09/19	8,462,871	0	224,448	6,876,901	1,361,520	16.1 %
390240	CW FEDERAL AID KEA ST	16,569		16,569			0.0 %
390292	CW FED AID PRG KAUPAKALUA RD R	1,142,803			1,142,803		0.0 %
390293	CW FEDERAL AID KEA ST	203,657		77,146	126,510		0.0 %
99186	* CW FEDERAL AID PROGRAM	1,363,029	0	93,715	1,269,313	0	0.0 %
390373	CW BIKEWAY MAUI BICYCLE/PEDEST	17,670		11,197	6,473		0.0 %
99187	* CW BIKEWAY IMPROVEMENTS	17,670	0	11,197	6,473	0	0.0 %
390166	CW RD RESURF/COLD MIX ASPHALT	8,019			8,019		0.0 %
390168	CW RD RESURF/MILL ST	16,453		16,453			0.0 %
390173	CW RD RESURF/ASPHALT MAUI ONLY	20,000			20,000		0.0 %
390178	CW RD RESURF/HALEAKALA-MAK	820	(13)	807			0.0 %
390189	CW RD RESURF KAMEHAMEHA HINA	95			95		0.0 %
390190	CW RD RESURF KEANAE RD SAFETY	172,028		172,028			0.0 %
390192	CW RD RESURF KAUPAKALUA RD PAV	21,885			21,885		0.0 %
390194	CW RD RESUR KOKOMO RD & MAK AV	2,861	(2,861)				-

County of Maui
Statement of Appropriations and Expenditures
Capital Improvement Program by District
Fiscal Year Ending 6/30/2021 - as of 12/31/2020

09	Countywide	Prior Year	Amended	Year	Current	Balance	% of
	Index	Encumbrance	Budget /	to Date	Encumbrance	Available	Budget
	* Activity ** Program *** District	/ Carryover	Lapses	Expended	12/31/2020		Available
390197	CW RD RESUR PAIA-HAIKU DISTRIC	14,859			14,859		0.0 %
390308	CW RD RESUR VARIOUS SM LOC	233,688			233,688		0.0 %
390313	CW RD RESUR WAI/KAH DISTRICT	70,332		53,647	16,685		0.0 %
390316	CW RD RESUR S MAUI DISTRICT	21,338			21,338		0.0 %
390331	CW RD RESURF BALDWIN AVE PVMNT	616			616		0.0 %
390340	CW RD RESURF IOLANI LOHA LIHOL	112,100		112,100			0.0 %
390344	CW RD RESURF ONEHEE AVE IMPRV	287,900			287,900		0.0 %
390347	CW RD RESURF UPCOUNTRY	453,162			453,162		0.0 %
390350	CW RD RESURF MOL/LAN RD SURVEY	87,365		48,602	38,763		0.0 %
390354	CW RD RESURF S MAUI KIHEI RD	104,084		104,084			0.0 %
390355	CW RD RESURF HAIKU RD GRDRAIL	20,805			20,805		0.0 %
390372	CW RD RESURF/PVMNT NAPILI WWPS	91,580			91,580		0.0 %
99188	* CW ROAD RESURF AND PVMT PRES	1,739,990	(2,874)	507,721	1,229,395	0	0.0 %
390162	CW SAFETY RD PAPALAU	31,910		4,630	27,280		0.0 %
390183	CW SAFETY OLD HALEAKALA	13,900			13,900		0.0 %
390323	CW SAFETY HALEA/MAKA INTERSEC	38,145		36,178	1,967		0.0 %
390337	CW SAFETY MAUI LANI PRKWY	66,226		4,614	61,611		0.0 %
390338	CW SAFETY SPD TABLES-HUMPS	3,023		725	2,298		0.0 %
390339	CW SAFETY MLANI ROUNDABOUT	24,904		24,904			0.0 %
390345	CW SAFETY PRG'G ER VEHICLE PRE	47,613			47,613		0.0 %
390374	CW SAFETY MAUI BICYCLE/PEDESTR	50,825			50,825		0.0 %
390875	WAIALE RD (HALE MAKANA)	26,634		4,490	22,144		0.0 %
99189	* CW SAFETY IMPROVEMENTS	303,180	0	75,541	227,638	0	0.0 %
390152	CW BRIDGE INSPECTION VAR LOC	12,800		12,800			0.0 %
390327	CW BRIDGE IMPROV KAHANA NUI BR	27,420			27,420		0.0 %
390349	CW BRIDGE INSPECT MAKAMAKAOLE	1,155			1,155		0.0 %
99190	* CW BRIDGE IMPROVEMENT	41,375	0	12,800	28,575	0	0.0 %
390163	CW TRAFFIC CALMING PROGRAM	70,349	(33,249)	37,100			0.0 %

County of Maui
Statement of Appropriations and Expenditures
Capital Improvement Program by District
Fiscal Year Ending 6/30/2021 - as of 12/31/2020

09	Countywide	Prior Year	Amended	Year	Current	Balance	% of
Index	Activity ** Program *** District	Encumbrance	Budget /	to Date	Encumbrance	Available	Budget
*	**	/	Lapses	Expended	12/31/2020	Available	Available
99191	* CW TRAFFIC CALMING PROGRAM	70,349	(33,249)	37,100	0	0	0.0 %
390305	CW SIDEWALK N SHORE GRNWAY	2,816	(2,213)	602			0.0 %
390306	CW SIDEWLK IMPRV CATCHALL	4,521	(1,899)	2,622			0.0 %
390314	CW SIDEWLK OHUKAI RD IMPRV	46,315			46,315		0.0 %
390322	CW SIDEWLK PAIA SCHOOL	1,041			1,041		0.0 %
390375	CW SIDEWALK MAUI BICYCLE/PEDES	25,457			25,457		0.0 %
99192	* CW SIDEWALK IMPROVEMENTS	80,150	(4,112)	3,224	72,813	0	0.0 %
907	** Roads	22,887,748	30,536,574	2,279,956	41,749,542	9,394,820	17.6 %
310000	ENV'TAL COMP SYS DSGN/CTNS		500,000			500,000	100.0 %
90001	* FY 2021 CIP PROJECTS	0	500,000	0	0	500,000	100.0 %
301300	ENV'TAL COMP SYS DSGN/CTNS	279,489	(279,489)				-
305049	ENV'TAL COMP CML LAND PURCHASE	59,008			59,008		0.0 %
305051	ENV'TAL COMP DRIVE-THRU PAY ST	131,435			131,435		0.0 %
305135	ENV'TAL COMP CML EXTENSION		143,003		143,003		0.0 %
305138	ENV'TAL COMP CML LEACHATE		654		654		0.0 %
90100	* ENVIRONMENTAL COMPLIANCE SD&C	469,932	(135,832)	0	334,100	0	0.0 %
301301	INTEGRATED SW MGT PLAN UPDTE	200,000		6,000	194,000		0.0 %
90101	* INTEGRATED SW MGT PLAN UPDATE	200,000	0	6,000	194,000	0	0.0 %
378302	ENV'TAL COMP SYS DSGN/CTNS	60			60		0.0 %
97002	* ENV COMPLIANCE SYS DESGN/CONST	60	0	0	60	0	0.0 %
908	** Solid Waste Facilities	669,992	364,168	6,000	528,160	500,000	48.3 %
310001	CW EPA COMPLIANCE WWRF		1,000,000			1,000,000	100.0 %
310002	CW WW SYSTEM MODIFICATIONS		1,000,000			1,000,000	100.0 %
310003	CW EPA COMPLIANCE PRJ		500,000			500,000	100.0 %
310004	CW WW RTU UPGRADES		1,600,000			1,600,000	100.0 %

County of Maui
Statement of Appropriations and Expenditures
Capital Improvement Program by District
Fiscal Year Ending 6/30/2021 - as of 12/31/2020

09	Countywide						
	Index	Prior Year	Amended	Year	Current	Balance	% of
	* Activity ** Program *** District	Encumbrance	Budget /	to Date	Encumbrance	Available	Budget
		/ Carryover	Lapses	Expended	12/31/2020		Available
315165	CW WW SYSTEM KIHEI WWRF RTU UP			338,719		(338,719)	-
315168	CW WW SYSTEM MISC ELECTRICAL			100,243	138,430	(238,673)	-
315169	CW WW SYSTEM HELENE HALL SEPTC				16,046	(16,046)	-
315171	CW WW SYSTEM KIHEI WWPS #9				51,830	(51,830)	-
315176	CW WW SYSTEM WAI/KAH WWRF POND				23,260	(23,260)	-
315177	CW WW SYSTEM N KIHEI MAUKA				4,519	(4,519)	-
315196	CW WW SYSTEM OLD LAHAINA WWPS			104,897	180,000	(284,897)	-
90001	* FY 2021 CIP PROJECTS	0	4,100,000	543,859	414,085	3,142,056	76.6 %
301302	CW EPA COMPLIANCE WWRF	752,172	(752,172)				-
305055	CW EPA COMP KAUNAKAKAI WWRF	114,580		58,886	55,694		0.0 %
305088	CW EPA COMP KIHEI WWRF POND	181,157	(181,157)				-
305102	CW EPA COMP WAILUKU PS ELECTRI	167,348			167,348		0.0 %
305113	CW EPA COMP LAHAINA WW ST 1A		121,026	63,879	57,147		0.0 %
305133	CW EPA COMP KAHULUI INJECTION		400,810		400,810		0.0 %
305136	CW EPA COMP WAI WWRF INJECTN		225,730		225,730		0.0 %
90102	* CW EPA COMPLIANCE WWRF	1,215,257	(185,763)	122,765	906,729	0	0.0 %
301303	CW WW SYSTEM MODIFICATIONS	380,973	(380,973)				-
305040	CW WW SYSTEM MODI/CATCHALL	12,575	(8,468)	4,107			0.0 %
305043	CW WW SYSTEM MOD WAI/KAH WWRF	5,443			5,443		0.0 %
305065	CW WW SYSTEM KIHEI WWPS NO.9	298,120			298,120		0.0 %
305087	CW WW SYSTEM KUAU WWPS #4	13,584		1,982	11,602		0.0 %
305114	CW WW SYSTEM SHERATON WWPS		9,798		9,798		0.0 %
305126	CW WW SYSTEM N KIHEI MAUKA TR		180,000		180,000		0.0 %
90103	* CW WW SYSTEM MODIFICATIONS	710,695	(199,643)	6,089	504,963	0	0.0 %
301304	CW EPA COMPLIANCE PRJ	500,000	(500,000)				-
305137	CW EPA COMP HYDRAULIC MODEL		496,721		496,721		0.0 %
90104	* CW EPA COMPLIANCE PRJS	500,000	(3,279)	0	496,721	0	0.0 %
345378	CW EPA DECREE COMPLIANCE PRJ	29,495			29,495		0.0 %

County of Maui
Statement of Appropriations and Expenditures
Capital Improvement Program by District
Fiscal Year Ending 6/30/2021 - as of 12/31/2020


09	Countywide	Prior Year	Amended	Year	Current	Balance	% of
Index	Activity ** Program *** District	Encumbrance	Budget /	to Date	Encumbrance	Available	Budget
		/ Carryover	Lapses	Expended	12/31/2020		Available
94078	* CW EPA CONSENT COMPLIANCE PRJ	29,495	0	0	29,495	0	0.0 %
356574	CW EPA DCR COMPLIANCE PRJ	14,959			14,959		0.0 %
95073	* CW EPA CONSENT DECREE COMPLIAN	14,959	0	0	14,959	0	0.0 %
356521	CW WW SYSTEM MOD-WM RECYCLED	62,718			62,718		0.0 %
356579	CW WW SYSTEM MOD-NAPILI	9,304			9,304		0.0 %
95075	* CW WW SYSTEM MODIFICATIONS	72,022	0	0	72,022	0	0.0 %
356542	CW WET WELL MISC PROJECTS	465,099			465,099		0.0 %
95076	* CW WET WELL REHABILITATION	465,099	0	0	465,099	0	0.0 %
368817	CW EPA DECREE WWRF RENOVATIONS	14,945			14,945		0.0 %
368857	CW EPA DECREE NAPILI WWPS 5&6	70,299		4,490	65,809		0.0 %
368868	CW EPA DECR SHERATON WWPS MODI	49,806			49,806		0.0 %
96063	* CW EPA WWRF RENOVATION PRJS	135,050	0	4,490	130,560	0	0.0 %
368828	CW WWSM NAPILI 5&6 FM	19,035			19,035		0.0 %
96065	* CW WW SYSTEM MODIFICATIONS	19,035	0	0	19,035	0	0.0 %
379197	CW EPA DECR CENTRAL MAUI	88,586			88,586		0.0 %
97003	* CW EPA COMPLIANCE PROJECTS	88,586	0	0	88,586	0	0.0 %
379129	CW EPA DECR LAH-KAH WWRF ELECT	25,930			25,930		0.0 %
379157	CW EPA DECR SCADA SERVER UPGRD	49,795			49,795		0.0 %
97004	* CW EPA CONSENT DCR WWRF RP	75,725	0	0	75,725	0	0.0 %
379126	CW WW SYSTEM NAPILI 3 FM	28,712			28,712		0.0 %
379127	CW WW SYSTEM NAPILI 4 FM	26,878			26,878		0.0 %
97006	* CW WASTEWATER SYSTEM MODIFICAT	55,590	0	0	55,590	0	0.0 %
380117	CW EPA COMPL CENTRAL MAUI	500,000			500,000		0.0 %

County of Maui
Statement of Appropriations and Expenditures
Capital Improvement Program by District
Fiscal Year Ending 6/30/2021 - as of 12/31/2020


09	Countywide	Prior Year	Amended	Year	Current	Balance	% of
Index	Activity ** Program *** District	Encumbrance	Budget /	to Date	Encumbrance	Available	Budget
*	**	/	Lapses	Expended	12/31/2020	Available	Available
98001	* CW EPA COMPLIANCE PROJECTS	500,000	0	0	500,000	0	0.0 %
380142	CW EPA COMPL CATWALK/LAHAINA	22,650		7,650	15,000		0.0 %
380149	CW EPA COMPL WAI PUMP STA	93,602		92,853	749		0.0 %
380150	CW EPA COMPL KAH/LAH WWRF RTU	67,827			67,827		0.0 %
380170	CW EPA COMPL OLD LAHAINA WWPS	38,461		38,461			0.0 %
98002	* CW EPA COMPLIANCE WWRF RENOVAT	222,540	0	138,964	83,576	0	0.0 %
380108	CW WWSM KIHEI RECYCLED WTR	89,183			89,183		0.0 %
380116	CW WWSM CENTRAL MAUI	950			950		0.0 %
380119	CW WWSM SHERATON WWPS	357,325		88,926	268,399		0.0 %
380122	CW WWSM WAILUKU/KAHULUI	5,270			5,270		0.0 %
98003	* CW WW SYSTEM MODIFICATIONS	452,728	0	88,926	363,802	0	0.0 %
390317	CW EPA COMPL WAI/KAH WWRF	258,800		224,850	33,950		0.0 %
390368	CW EPA COMPL WWRF-LAHAINA	193,459		193,459			0.0 %
99108	* CW EPA COMPLIANCE WWRF RENOVAT	452,259	0	418,309	33,950	0	0.0 %
390157	CW WW SYSTEM KAH/LAH WWRF	32,663			32,663		0.0 %
390158	CW WW SYSTEM LAH WWRF ELECTRIC	21,948			21,948		0.0 %
390159	CW WW SYSTEM MOD KUAU #4 FM RE	16,460		16,460			0.0 %
390160	CW WW SYSTEM MOD KENOLIO RD/KO	97,769	(67,000)		30,769		0.0 %
390319	CW WW SYS MOD KIHEI RECYCLED	27,974			27,974		0.0 %
390325	CW WW SYS MODI KUAU WWPS #1	17,705		8,153	9,552		0.0 %
390326	CW WW SYS MODI KUAU WWPS #2	17,905		8,353	9,552		0.0 %
390333	CW WW SYS MODI KUAU WWPS #3	28,700	(17,380)	11,320			0.0 %
390334	CW WW SYS MODI NAPILI WWPS #4	559			559		0.0 %
390336	CW WW SYS MODI HELENE HL SEPTI	46,372			46,372		0.0 %
99109	* CW WW SYSTEM MODIFICATIONS	308,055	(84,380)	44,286	179,389	0	0.0 %
390369	CW WW RTU UPGRD ELECTRIC WRK	255,584		102,696	152,887		0.0 %
390376	CW WW RTU UPGRD SYSTEM INTEGRA	924,880			924,880		0.0 %

County of Maui
Statement of Appropriations and Expenditures
Capital Improvement Program by District
Fiscal Year Ending 6/30/2021 - as of 12/31/2020

09	Countywide	Prior Year	Amended	Year	Current	Balance	% of
Index	Activity ** Program *** District	Encumbrance	Budget /	to Date	Encumbrance	Available	Budget
* Activity ** Program *** District		/ Carryover	Lapses	Expended	12/31/2020		Available
99112	* CW WW RTU UPGRADES	1,180,464	0	102,696	1,077,767	0	0.0 %
909	** Wastewater Facilities	6,497,559	3,626,935	1,470,384	5,512,053	3,142,056	31.0 %
District ***	Countywide	<u>54,524,443</u>	<u>54,624,652</u>	<u>8,676,738</u>	<u>70,259,828</u>	<u>30,212,524</u>	<u>27.7 %</u>
	Grand Total	255,286,563	57,542,775	40,825,279	212,575,480	59,428,572	19.0 %



V. Appendix



GLOSSARY

Activity

An activity is a program or part of a program. Each activity has a budget amount in the operating budget or Capital Improvement Program.

Allotment

An authorization, or a part of an appropriation, issued by the County's Department of Budget and Management to an implementing agency to commit/incur obligations and/or pay specified amounts within a specified period of time for a purpose indicated therein.

Appropriation

Money authorized to spend for a specific use.

Bonds - General Obligation

A funding tool that is a written promise to pay a specific sum plus interest in the future, used to fund capital improvement projects. A General Obligation bond is secured by the County's General Fund.

Capital Improvement Program (CIP)

Capital projects are long-lived expenditures related to construction, expansion or major repair of infrastructure. An appropriation for a capital improvement lapses six months after the close of the fiscal year. There are eight programs: Drainage, Flood Control, Government Facilities, Parks and Recreation, Economic Development / Planning, Roads, Solid Waste Facilities and Wastewater Facilities.

Carryover Savings (Fund Balance)

Unappropriated revenue and unencumbered balances of any appropriations in a fund at the end of the fiscal year. For budget purposes this is an estimated amount.

Character

Revenue is grouped by object and character. The character (Char) is a major group such as Taxes, or Licenses and Permits.

Countywide Costs

Countywide costs include costs such as insurance, debt payments, inter-departmental transfers and employee benefits.

Debt Service

The interest and principal payments on bond issues used to finance certain capital improvement projects and loans.

Encumbrance

A commitment of funds to an expenditure at a future date as a result of a purchase order, contract or other funding commitment. An estimated amount of expenditures. The funds may not be used for any other purpose.

Expenditure

An outlay of funds. A payment for goods or services rendered.

Fiscal Year

The County fiscal year runs from July 1 to June 30 of the following year. The operating budget is based on this time frame.

GLOSSARY

Fund

A separate accounting entity with revenues and expenditures for carrying on specific activities. The largest fund is the General Fund. The Wastewater Fund, the Highway Fund and the Solidwaste Fund are other examples. Also see **FUND DESCRIPTIONS**.

Grants / Grant Revenue

A grant is a financial contribution by the County or a State, Federal or private organization to support a particular function. The County receives as well as distributes grants. Grant funds are legally restricted to expenditures for specific purposes and provide a cost sharing alternative for programs and projects. Grant revenue was referred to as "Special Revenue" in previous years' budgets.

Interfund / Interdepartmental Transfers

These are governmental accounting transfers of revenue between funds. These transfers include overhead, fringe benefits

and debt service charges as well as supplemental transfers from the General Fund for special fund operations and CIP.

Lapsed Bond Proceeds

These are funds from Bond Authorizations that are disencumbered within the 18-month capital project cycle. Lapsed funds must be re-appropriated prior to expenditure.

Object

Revenue is grouped by object and character. An object is a smaller group such as General Property Taxes, Business Licenses and Permits, or Interest Income.

Operating Budget

Expenditures for all departments' salaries and wages, operations and equipment.

Program

An activity or service or group of activities or services and the resources to carry them out, that are intended to achieve specific objectives. Each county

department is responsible for at least one program. Some programs are funded by the Operating Budget and some by Grant Revenue.

Revenue

Receipts received from various sources including real property tax, the transient accommodations tax, fuel tax and sewer/cesspool user fees.

Special Assessment

A charge made against certain properties to help pay for all or part of the cost of a specific capital improvement project. Also park land or a monetary assessment fee received from new developments.

Transient Accommodations Tax

Also known as hotel room tax. The County of Maui receives 22.8% of the total amount collected by the State, after 6% of the Statewide collections are withheld for administrative expense. The current TAT rate in Hawaii is 10.25%.

FUND DESCRIPTIONS

The budget is organized into funds. A fund is a separate accounting entity with revenues and expenditures for carrying on specific activities. Each fund is a set of self-balancing accounts.

Following is a list of all funds that are subject to appropriation in the Maui County budget.

Bikeway Fund

This fund was established to collect revenue from bicycle licenses. It is expended for bikeway construction and maintenance.

Capital Projects Fund

It is used to account for general obligation bonds that are issued for capital improvement projects.

Debt Service Fund

Debt service of bonds and loans is accounted for in this fund. The transfer to this fund is included in the Operations by Budget Item report.

Environmental Protection and Sustainability (EP&S) Fund

The fund was established to account for funding efforts to optimize opportunities for environmental and natural resource protection, sustainability, conservation, and restoration.

General Fund

This is the largest of the County's funds. It accounts for all financial resources which are not required to

be in another fund. Services within the General Fund include police and fire protection, parks and recreation (except golf), general administrative services, social concerns, planning and other activity for which a special fund has not been created.

Grant Fund

A grant is a financial contribution by the County or a State, Federal or private organization to support a particular function. The County receives as well as distributes grants. Grant funds are legally restricted to expenditures for specific purposes and provide a cost sharing alternative for programs and projects. Grant revenue was referred to as "Special Revenue" in previous years' budgets. The funds are aggressively pursued to relieve the reliance on County funds and to encourage participation of other government agencies.

Highway Fund

This fund was created for the deposit of fuel taxes, public utility franchise taxes and motor vehicle weight taxes. These revenues are expended for acquisition, design, construction, Improvement, repair and maintenance of County highways, streets, street lights, storm drains and bridges.

Liquor Control Fund

It receives revenue from all liquor license fees. Fund revenues are expended for the operation and

administration of the Liquor Control Commission, Liquor Control Adjudication Board, and the Department of Liquor Control.

Solid Waste Fund


All refuse collection fees and landfill disposal charges are deposited here. The fund is used for the operation of the County's collection and disposal programs and for diversion programs such as resource recovery and recycling.

Utility Enterprise Fund

The Department of Water Supply uses this. The receipts and disbursements are reported by the revenue categories and program appropriations in the budget ordinance.

Wastewater Fund

It was established to receive all revenue derived from monthly sewer charges, assessments and service charges for pumping of cesspools, septic tanks, etc. Revenue is expended for the repair, operation and maintenance of the wastewater facilities and sewer systems, including debt service.



COUNTY OF MAUI
CAPITAL IMPROVEMENT PROJECTS REPORT

AS OF DECEMBER 31, 2020

AYYY-NNN-XXXXXX


AA - Source of Funding (see descriptions below)
YY - Project Year (Budgeted Year)

NNN - IFAS Sub-fund

XXXXXX – Index Code (Appropriation #)

AA-Source of Funding Descriptions:

GF -	General Fund
GF/LN -	General Fund Loan
HY -	Highway Fund
BY -	Bikeway Fund
LC-	Liquor Control Fund
WM -	Wastewater Fund
SW -	Solid Waste Fund
GOLF -	Golf Fund
PA -	Parks Assessment Fund
SA -	Sewer Assessment Fund
GO -	Bond Issued
GOLAPS -	Lapsed Bond
FF -	Federal Funds
SH -	State Funds
ARRA -	ARRA Federal Funds
SH/LN -	State Revolving Fund
USDA -	USDA Loan
DOT -	State Dept of Transportation
PV -	Private Funds



County of Maui
Capital Improvement Projects Report (Excluding Department of Water Supply)
As of 12/31/2020

13-901 DRAINAGE	Original Appropriation	Alloted To Date	Expenditure Prior Years	Expenditure Current Year	Amount Lapsed	Encumbrance	Allotment Balance
Hana Community Plan Area							
MAHALAWA BRDG REPLACEMENT							
GO21-375-390274: Lapse 12/31/19 CBS-1891	43,593.00	10,246.00		10,246.00			
GO21-375-301250: Lapse 12/31/20 CBS-1891	1,199,506.21	1,123,126.06				1,123,126.06	
GO20-374-301289: Lapse 12/31/20 CBS-1891	493.79	493.79		493.79			
WAIOPAI BRIDGE REPAIRS							
GO18-373-389253: Lapse 12/31/18 CBS-4598	1,160,886.36	1,160,886.36	1,116,286.36			44,600.00	
GO20-374-389282: Lapse 12/31/18 CBS-4598	339,113.64	293,200.00	286,053.24			7,146.76	
WAIKAKOI BRIDGE REPLACEMENT							
GO21-375-301290: Lapse 12/31/20 CBS-5043	850,000.00	850,000.00				850,000.00	
	3,593,593.00	3,437,952.21	1,402,339.60	10,739.79	0.00	2,024,872.82	0.00
Makawao-Pukalani-Kula Community Plan Area							
DITCH IMPRV WAIPOLI RD							
GO20-374-379239: Lapse 12/31/17 CBS-3187	232,491.03	232,491.03	170,789.87			61,701.16	
GO18-373-389257: Lapse 12/31/18 CBS-3187	798,089.01	798,089.01	762,890.00			35,199.01	
HIOLANI ST DRAINAGE IMPRV							
GO18-373-389258: Lapse 12/31/18 CBS-3188	900,000.00	900,000.00	67,649.68	633,818.32		198,532.00	
	1,930,580.04	1,930,580.04	1,001,329.55	633,818.32	0.00	295,432.17	0.00
Wailuku-Kahului Community Plan Area							
KAHULUI DRAINLINE REPAIRS							
GO20-374-389278: Lapse 12/31/18 ORD#4791	2,199,800.00	2,173,502.71	1,639,281.39	86,873.95	447,347.37		
WAIIEHU DRAINLINE REPAIRS							
GO18-373-389263: Lapse 12/31/18 ORD#4798	1,530,000.00	1,530,000.00	1,501,585.67			28,414.33	
WAILUKU HTS DRAINLN/OUTLET RPR							
GO21-375-301247: Lapse 12/31/20 CBS-5508	1,000,000.00	606,378.94				606,378.94	
CERTIFICATION OF LEVEES NO.27							
GO21-375-301246: Lapse 12/31/20 CBS-5507	380,000.00	377,435.00		3,000.00		374,435.00	
GO21-375-310291: Lapse 12/31/21 CBS-3189	1,500,000.00	6,739.54				6,739.54	
IAO STREAM BANK STABL @ MY							
GO21-375-390283: Lapse 12/31/19 CBS-5050	341,768.00	341,768.00		18,362.60		323,405.40	
GO20-374-390297: Lapse 12/31/19 CBS-5050	158,232.00	158,232.00	155,952.00	2,280.00			
CENTRAL MAUI DRAINAGE REPAIRS							
GO18-373-389261: Lapse 12/31/18 CBS-3189	536,716.33	536,716.33	390,425.99	24,675.00	7,493.28	114,122.06	
GO20-374-389277: Lapse 12/31/18 CBS-3189	163,283.67	163,283.67	35,585.13			127,698.54	
GO21-375-390279: Lapse 12/31/19 CBS-4596	7,816.93	7,816.93		7,816.93			
GO20-374-390294: Lapse 12/31/19 CBS-3189	1,500,000.00	1,491,869.49	1,353,306.65	126,562.84	12,000.00		
	9,317,616.93	7,393,742.61	5,076,136.83	269,571.32	466,840.65	1,581,193.81	0.00
Kihei-Makena Community Plan Area							
SOUTH MAUI DRAINLINE REPAIRS							
GO20-374-389264: Lapse 12/31/18 ORD#4824	450,000.00	450,000.00		450,000.00			

County of Maui
Capital Improvement Projects Report (Excluding Department of Water Supply)
As of 12/31/2020

13-901 Drainage	Original Appropriation	Alloted To Date	Expenditure Prior Years	Expenditure Current Year	Amount Lapsed	Encumbrance	Allotment Balance
GO21-375-390277: Lapse 12/31/19 CBS-5048	447,868.99	406,259.76		406,259.76			
GO20-374-390287: Lapse 12/31/19 CBS-5048	1,851,731.01	1,851,731.01	1,660,529.79	191,201.22			
	2,749,600.00	2,707,990.77	1,660,529.79	1,047,460.98	0.00	0.00	0.00
West Maui Community Plan Area							
LAH AQUATIC CTR RET BASIN REST							
GF19-301-390105: Lapse 12/31/19	75,000.00	75,000.00	39,817.34	4,717.72	30,464.94		
LAHAINA WATERSHED FLOOD CTRL							
GO14-371-321213: Lapse 12/31/12	2,563,498.08	361,349.00	224,288.55	21,319.52		115,740.93	()
GO18-373-356216: Lapse 12/31/15 ORD#4095	997,900.00	216,315.36				5,151.00	211,164.36
GO18-373-367245: Lapse 12/31/16 CBS-1026	2,000,000.00	2,000,000.00	15,000.00			1,985,000.00	
	5,636,398.08	2,652,664.36	279,105.89	26,037.24	30,464.94	2,105,891.93	211,164.36
Countywide							
CW DRAINAGE IMPROVEMENTS							
GO14-371-321203: Lapse 12/31/12 CBS-1027	1,211,279.78	1,211,279.78	998,277.12	44,591.68	149,390.20	19,020.78	
GO18-373-367C48: Lapse 12/31/16 CBS-1027	1,500,000.00	1,425,286.34	1,338,037.44	32,042.00	27,540.00	27,666.90	
GF17-301-378C69: Lapse 12/31/17 CBS-1027	1,000,000.00	1,000,000.00	894,702.81	9,221.30	51,258.17	44,817.72	
GO18-373-389C47: Lapse 12/31/18 CBS-1027	492,267.67	467,037.58	388,423.81		1,801.78	76,811.99	
GO20-374-389C57: Lapse 12/31/18 CBS-1027	482,451.19	456,071.67	125,871.67	330,200.00			
GO20-374-390C69: Lapse 12/31/19 CBS#1027	952,891.00	934,423.52	930,891.00	22,000.00			(18,467.48)
GO21-375-393C90: Lapse 12/31/19 CBS#1027	347,109.00	112,265.99		4,500.00		107,765.99	
GO20-374-301C78: Lapse 12/31/20 CBS-1027	850,444.81	850,444.81	717,684.10	132,760.71			
GO21-375-303C78: Lapse 12/31/20 CBS-1027	2,149,555.19	2,149,131.34		186,816.97		1,962,314.37	
	8,985,998.64	8,605,941.03	5,393,887.95	762,132.66	229,990.15	2,238,397.75	(18,467.48)
TOTAL Drainage	32,213,786.69	26,728,871.02	14,813,329.61	2,749,760.31	727,295.74	8,245,788.48	192,696.88

County of Maui
Capital Improvement Projects Report (Excluding Department of Water Supply)
As of 12/31/2020

13-902 Other Projects	Original Appropriation	Alloted To Date	Expenditure Prior Years	Expenditure Current Year	Amount Lapsed	Encumbrance	Allotment Balance
Makawao-Pukalani-Kula Community Plan Area							
SOH UPCOUNTRY MAUI AGRI PARK SH20-323-301027:		3,500,000.00					3,500,000.00
Wailuku-Kahului Community Plan Area							
DATA CENTER AC REPLACEMENT GF19-301-390034: Lapse 12/31/19	250,000.00	250,000.00	44,062.22		201,042.00	4,895.78	
GF21-301-310049: Lapse 12/31/21 CBS-6071	145,000.00	145,000.00					145,000.00
IT DATA CENTER IMPROVEMENTS GO21-375-301259: Lapse 12/31/20 CBS-	350,000.00	340,136.53		219,319.67		120,816.86	
KAHULUI CIVIC CTR/CM TRANSIT SH19-323-390021: ACT053-SLH 2018	2,500,000.00	2,500,000.00				2,500,000.00	
	3,245,000.00	3,235,136.53	44,062.22	219,319.67	201,042.00	2,625,712.64	145,000.00
West Maui Community Plan Area							
LAHAINA AQUATIC CTR RET BASIN GO21-375-310273: Lapse 12/31/21 CBS-5060	800,000.00	701,453.98		3,296.38		698,157.60	
STATE OF HAWAII DOH GRANT SH17-323-379517: C6-9993921 3	108,000.00	108,000.00	107,896.00				104.00
	908,000.00	809,453.98	107,896.00	3,296.38	0.00	698,157.60	104.00
Countywide							
BRIDGE INSP/EVAL OF CTY BRIDGE GF19-301-390071: Lapse 12/31/19 CBS-3177	300,000.00	300,000.00	264,700.00	35,300.00			
CW EQUIP 4000 GAL WATER TRUCK GO21-375-301207: Lapse 12/31/20 CBS-1218	330,000.00	294,607.49				294,607.49	
GO21-375-301211: Lapse 12/31/20 CBS-1218	755,000.00	623,516.84				623,516.84	
GO21-375-301212: Lapse 12/31/20 CBS-1218	1,334,219.94	1,124,770.88		239,880.71		884,890.17	
GO21-375-310240: Lapse 12/31/21 CBS-1218	1,830,000.00	799,197.18				799,197.18	
GO21-375-310241: Lapse 12/31/21 CBS-1218	600,000.00						
GO21-375-310242: Lapse 12/31/21 CBS-1218	1,805,000.00	1,453,606.73				1,453,606.73	
GO21-375-310243: Lapse 12/31/21 CBS-1218	2,220,000.00	786,427.38				786,427.38	
GO21-375-310244: Lapse 12/31/21 CBS-1218	1,130,000.00	1,082,686.37					1,082,686.37
GO21-375-310245: Lapse 12/31/21 CBS-1218	100,000.00	99,660.66				99,660.66	
GO21-375-310246: Lapse 12/31/21 CBS-6092	10,000,000.00						
BUS STOPS & SHELTERS GF20-301-301419: Lapse 12/31/20 CBS-1039	200,000.00	200,000.00		29,690.00	7,200.00	163,110.00	
GO21-375-310295: Lapse 12/31/21 CBS-1039	400,000.00						
	21,004,219.94	6,764,473.53	264,700.00	304,870.71	7,200.00	5,105,016.45	1,082,686.37
TOTAL Other Projects	25,157,219.94	14,309,064.04	416,658.22	527,486.76	208,242.00	8,428,886.69	4,727,790.37

County of Maui
Capital Improvement Projects Report (Excluding Department of Water Supply)
As of 12/31/2020

13-903 Government Facilities	Original Appropriation	Alloted To Date	Expenditure Prior Years	Expenditure Current Year	Amount Lapsed	Encumbrance	Allotment Balance
Hana Community Plan Area							
NAHIKU COMMUNITY CENTER							
GO18-373-367298: Lapse 12/31/16 ORD#4316	1,950,000.00	191,340.00	155,073.50			36,266.50	
OLD HANA SCH IMPROVEMENTS							
GO21-375-301230: Lapse 12/31/20 CBS-5530	315,601.03	315,601.03		3,822.11		311,778.92	
HELENE HALL IMPROVEMENTS							
GO21-375-301266: Lapse 12/31/20 CBS-1971	800,000.00	445,220.00				445,220.00	
	3,065,601.03	952,161.03	155,073.50	3,822.11	0.00	793,265.42	0.00
Makawao-Pukalani-Kula Community Plan Area							
DMVL PUKALANI SATELLITE OFFICE							
GF21-301-315305: Lapse 12/31/21 CBS-XXXX		250,000.00					250,000.00
Wailuku-Kahului Community Plan Area							
WAILUKU CIVIC COMPLEX							
GO20-374-390235: Lapse 12/31/19	36,968,794.19	36,968,794.19	2,844,550.93	2,778,258.15		31,345,985.11	
GO21-375-390237: Lapse 12/31/19	5,031,205.81	4,560,413.23				4,907,390.23	(346,977.00)
GOLAPS-350-390935: Lapse 12/31/19	2,195,000.00	2,195,000.00		55,951.55		2,139,048.45	
GO21-375-310276: Lapse 12/31/21 CBS-5528	1,500,000.00						
GO21-375-310280: Lapse 12/31/21 CBS-XXXX	501,000.00	501,000.00				501,000.00	
CENTRAL MAUI TRANSIT HUB							
GO20-374-390206: Lapse 12/31/19 CBS-5021	485,213.00	485,213.00	461,431.00	23,782.00			
GO21-375-390207: Lapse 12/31/19 CBS-5021	164,787.00	162,387.00		8,180.00		154,207.00	
WAI REDEVT MUNI PRKG LOT EXP							
GF17-301-378366: Lapse 12/31/17 CBS-2789	3,380,447.00	3,380,447.00	2,538,068.53	224,994.95	382,706.11	234,677.41	
GF18-301-389744: Lapse 12/31/18 CBS-2789	4,300,000.00	4,300,000.00	2,485,970.05	339,954.90	10,026.00	1,464,049.05	()
KAHULUI FIRE STN APPARATUS SHL							
GF20-301-301338: Lapse 12/31/20 CBS-2735	50,000.00	50,000.00	1,720.00	16,682.00	28,700.00	2,898.00	
GO21-375-315251: Lapse 12/31/21 CBS-2735	325,000.00	280,109.00					280,109.00
KALANA O MAUI 2ND FLR DECK RPR							
GO21-375-301202: Lapse 12/31/20 CBS-5517	600,000.00	484,351.75		176.25		484,175.50	
GF20-301-301345: Lapse 12/31/20	450,000.00	450,000.00	24,873.60	40,814.75	277,808.18	106,503.47	
WAILUKU POLICE STN IMPRV							
GO21-375-301276: Lapse 12/31/20 CBS-5535	1,500,000.00	1,424,500.00				1,424,500.00	
GF20-301-301377: Lapse 12/31/20 CBS-5535	110,000.00	110,000.00	900.00	45,552.05	17,995.92	45,552.03	
NEW COUNTY SERVICE CENTER							
GO18-373-389226: Lapse 12/31/18 CBS-2324	21,175,969.20	21,175,969.20	20,283,174.24	892,794.96			()
GO20-374-389269: Lapse 12/31/18 CBS-2324	3,824,030.80	995,646.80	360,572.18	405,760.55		229,314.07	
GO21-375-301227: Lapse 12/31/20 CBS-2324	1,419,087.88	1,356,287.04		729,248.09		627,038.95	
GO20-374-301239: Lapse 12/31/20 CBS-2324	80,912.12	80,912.12	80,912.12			289,800.00	(289,800.00)
GOLAPS-350-301340: Lapse 12/31/20 CBS-2324	382,411.00	382,411.00	119,742.34	252,754.49	9,534.10	380.07	
GOLAPS-350-310051: Lapse 12/31/21 CBS-2324	1,577,679.00	1,577,679.00		9,926.79		201,028.10	1,366,724.11
GO21-375-310250: Lapse 12/31/21 CBS-2324	2,422,321.00	2,408,756.76		288,753.90		2,120,002.86	
GO21-375-310293: Lapse 12/31/21	3,800,000.00	3,735,549.16		3,735,549.16			

County of Maui
Capital Improvement Projects Report (Excluding Department of Water Supply)
As of 12/31/2020

13-903 Government Facilities	Original Appropriation	Alloted To Date	Expenditure Prior Years	Expenditure Current Year	Amount Lapsed	Encumbrance	Allotment Balance
KALANA O MAUI FIRE SPRKLR IMPR GO21-375-301229: Lapse 12/31/20 CBS-5025	449,813.38	388,325.00				388,325.00	
EMERGENCY MGT OFFICE RENOVTN GO20-374-301210: Lapse 12/31/20 CBS-5518 GO21-375-301225: Lapse 12/31/20 CBS-5518	51,188.14 448,811.86	51,188.14 274,675.75	48,379.75	2,808.39 1,900.89		272,774.86	
KALANA PAKUI BLDG AC RPLCMNT GO21-375-301244: Lapse 12/31/20 CBS-3579	600,000.00	540,450.38				540,450.38	
	93,793,671.38	88,320,065.52	29,250,294.74	9,853,843.82	726,770.31	47,479,100.54	1,010,056.11
Kihei-Makena Community Plan Area							
SOUTH MAUI CONSOLID MAINT OPER GF21-301-310056: Lapse 12/31/21 CBS-2742	30,000.00	30,000.00					30,000.00
Lanai Community Plan Area							
LANAI FIRE STN IMPROVEMENTS GF18-301-389723: Lapse 12/31/18 CBS-1005 GO21-375-301235: Lapse 12/31/20 CBS-1005	110,000.00 1,872,000.00	110,000.00 439,223.00	18,705.40	295,053.50	83,278.00	8,016.60 144,169.50	
LANAI BASEYARD IMPRV GO18-373-378286: Lapse 12/31/17 CBS-3239	300,000.00	172,182.00	106,385.71		4,550.00	61,246.29	
	2,282,000.00	721,405.00	125,091.11	295,053.50	87,828.00	213,432.39	0.00
Molokai Community Plan Area							
HOOLEHUA FIRE STATION RENOV GF21-301-310048: Lapse 12/31/21 CBS-6065 GF21-301-310075: Lapse 12/31/21 CBS-6095	350,000.00 500,000.00	350,000.00 500,000.00					350,000.00 500,000.00
MOLOKAI BASEYARD DESIGN&C GOLAPS-350-356459: Lapse 12/31/15 CBS-1211 GOLAPS-350-378392: Lapse 12/31/17 CBS-1211 GO21-375-390278: Lapse 12/31/19 CBS-1211 GO20-374-390291: Lapse 12/31/19 CBS-1211	3,500,000.00 3,703,000.00 14,757.91 235,242.09	3,500,000.00 3,703,000.00 13,957.91 235,242.09	332,483.87 3,434,264.41	17,772.59 12,307.25 5,641.30	3,086,848.00 4,905.00	80,668.13 246,058.00 1,650.66	
	8,303,000.00	8,302,200.00	3,996,349.07	35,721.14	3,091,753.00	328,376.79	850,000.00
Countywide							
CW FIRE FACILITIES GF19-301-390C32: Lapse 12/31/19 CBS#1003 GF20-301-301C34: Lapse 12/31/20 CBS-1003 GO21-375-310278: Lapse 12/31/21 CBS-6070 GF21-301-310C47: Lapse 12/31/21 CBS-1003 GF21-301-310C77: Lapse 12/31/21 CBS-6070	303,000.00 500,000.00 200,000.00 200,000.00 2,475,000.00	303,000.00 500,000.00 56,737.44 200,000.00 2,475,000.00	70,182.86 4,800.00	74,900.00 46,574.96 5,998.99 19,066.00	157,917.14	448,625.04 50,738.45 70,311.96 11,853.15	129,688.04 2,444,080.85
CENTRAL MAUI TRANSIT HUB GO21-375-310296: Lapse 12/31/21 CBS-5021	2,300,000.00	1,826,479.00				1,700,779.00	125,700.00
CW FACILITY BLDG IMPROVEMENTS GF14-301-345320: Lapse 12/31/14 CBS-1032 GF15-301-356C21: Lapse 12/31/15 CBS-1032 GO18-373-367C49: Lapse 12/31/16 CBS-1032	500,000.00 600,000.00 750,000.00	500,000.00 600,000.00 367,502.08	475,990.42 538,242.07 328,040.94	5,000.00 2,127.21	20,997.99 56,757.93 6,717.04	3,011.59 30,616.89	

County of Maui
Capital Improvement Projects Report (Excluding Department of Water Supply)
As of 12/31/2020

13-903 Government Facilities	Original Appropriation	Alloted To Date	Expenditure Prior Years	Expenditure Current Year	Amount Lapsed	Encumbrance	Allotment Balance
GF17-301-378C70: Lapse 12/31/17 CBS-1032	350,000.00	350,000.00	111,354.66		14,882.56	223,762.78	
GF18-301-389C48: Lapse 12/31/18 CBS-1032	500,000.00	500,000.00	280,730.99		138,163.26	81,105.75	
GF19-301-390C70: Lapse 12/31/19 CBS#1032	425,000.00	425,000.00	249,148.59	4,507.79	34,919.11	136,424.51	
GF20-301-301C79: Lapse 12/31/20 CBS-1032	450,000.00	450,000.00	158.29	40,090.55		399,999.07	9,752.09
CW POLICE FACILITIES							
GF17-301-378C67: Lapse 12/31/17 CBS-1010	940,000.00	940,000.00	914,036.27	5,566.24	1,582.75	18,814.74	
GF18-301-389C45: Lapse 12/31/18 CBS-1010	425,000.00	425,000.00	311,667.77		93,272.23	20,060.00	
GO20-374-390C56: Lapse 12/31/19 CBS#1010	161,969.23	161,969.23	146,983.63	14,985.60			
GO21-375-390C58: Lapse 12/31/19 CBS#1010	766,030.77	593,295.77		500,602.00		92,693.77	
	11,846,000.00	10,673,983.52	3,431,336.49	719,419.34	525,210.01	3,288,796.70	2,709,220.98
TOTAL Government Facilities	119,320,272.41	109,249,815.07	36,958,144.91	10,907,859.91	4,431,561.32	52,102,971.84	4,849,277.09

County of Maui
Capital Improvement Projects Report (Excluding Department of Water Supply)
As of 12/31/2020

13-904 Parks and Recreation	Original Appropriation	Alloted To Date	Expenditure Prior Years	Expenditure Current Year	Amount Lapsed	Encumbrance	Allotment Balance
Hana Community Plan Area							
PA'ANI MAI PARK IMPROVM							
GF15-301-356402: Lapse 12/31/15 CBS-2328	300,000.00	300,000.00	163,599.50		29,840.00	106,560.50	
ADA ACCESS HANA BALL PARK							
GO21-375-301249: Lapse 12/31/20	50,000.00	416.66		416.66			
HANA PRK TENNIS/BBALL COURTS							
GF20-301-301348: Lapse 12/31/20 CBS-5531	120,000.00	120,000.00	50,000.00	69,914.00		86.00	
GF21-301-310055: Lapse 12/31/21 CBS-5531	1,290,000.00	1,290,000.00		4,344.00		54,630.00	1,231,026.00
GO21-375-310254: Lapse 12/31/21 CBS-5530	1,850,000.00	653,711.30				653,711.30	
HELENE HALL IMPROVEMENTS							
GO18-373-389230: Lapse 12/31/18 CBS-1971	85,787.12	85,787.12	75,377.42			10,409.70	
HANA-KEANAE-KAILUA PARKS							
GF16-301-367101: Lapse 12/31/16 CBS-2350	446,250.00	446,250.00	413,115.50			33,134.50	
GF19-301-390041: Lapse 12/31/19 CBS-2350	675,000.00	675,000.00	660,773.51	8,271.49		5,955.00	
GF20-301-301347: Lapse 12/31/20 CBS-2350	450,000.00	450,000.00	24,880.00	42,006.00		383,114.00	
	5,267,037.12	4,021,165.08	1,387,745.93	124,952.15	29,840.00	1,247,601.00	1,231,026.00
Paia-Haiku Community Plan Area							
ALFRED BOTEILHO,SR. GYM IMP							
GO21-375-390268: Lapse 12/31/19 CBS-5056	1,497,500.00	19,906.13				19,906.13	
GO21-375-301261: Lapse 12/31/20 CBS-5056	1,897,880.00	1,897,880.00				1,897,880.00	
GF21-301-310065: Lapse 12/31/21 CBS-6073	600,000.00	600,000.00					600,000.00
PA21-309-310066: Lapse 12/31/21 CBS-6093	15,000.00	15,000.00					15,000.00
HAIKU PARK RESTROOM							
PA20-309-301363: Lapse 12/31/20 CBS-5534	510,000.00	510,000.00	54,324.88	23,718.74	392,334.26	39,622.12	
GF21-301-310064: Lapse 12/31/21 CBS-5534	400,000.00	400,000.00					400,000.00
PAIA-HAIKU PARKS SYSTEM							
GO18-373-378254: Lapse 12/31/17 CBS-2348	400,000.00	110,543.00	60,652.19			49,890.81	
GF17-301-378353: Lapse 12/31/17 CBS-2348	320,000.00	320,000.00	313,590.50	6,409.50			
GO18-373-389238: Lapse 12/31/18 CBS-2348	635,245.45	635,245.45	630,596.41	4,649.04			
GO20-374-389272: Lapse 12/31/18 CBS-2348	129,754.55	129,754.55	128,192.05	1,562.50			
GF19-301-390058: Lapse 12/31/19 CBS-2348	50,000.00	50,000.00	2,200.00	13,689.48	17,362.00	16,748.52	
GO20-374-390253: Lapse 12/31/19 CBS-2348	359,954.95	359,954.95	126,829.90	233,125.05			
GO21-375-390264: Lapse 12/31/19 CBS-2348	590,045.05	544,781.49		293,860.21		250,921.28	
GF20-301-301362: Lapse 12/31/20 CBS-2348	260,000.00	260,000.00		700.00	68,025.00	191,275.00	
	7,665,380.00	5,853,065.57	1,316,385.93	577,714.52	477,721.26	2,466,243.86	1,015,000.00
Makawao-Pukalani-Kula Community Plan Area							
HANNIVAL TAVARES CC IMPRV							
GF20-301-301357: Lapse 12/31/20 CBS-3228	1,000,000.00	1,000,000.00	414,659.14	42,787.18		542,553.68	
MAK-PUK-KULA ULU PARKS							
GF16-301-367103: Lapse 12/31/16 CBS-2349	435,000.00	435,000.00	390,113.14		5,972.48	38,914.38	()
GF20-301-301356: Lapse 12/31/20 CBS-2349	175,000.00	175,000.00		700.00	568.00	173,732.00	
WAIAKOA GYM IMPRVMNTS							

County of Maui
Capital Improvement Projects Report (Excluding Department of Water Supply)
As of 12/31/2020

13-904 Parks and Recreation	Original Appropriation	Alloted To Date	Expenditure Prior Years	Expenditure Current Year	Amount Lapsed	Encumbrance	Allotment Balance
GO21-375-390261: Lapse 12/31/19 CBS-2329	13,712.00	13,668.70				13,668.70	
GO21-375-310261: Lapse 12/31/21 CBS-2329	430,000.00						
KULA PARK PLAYGROUND							
PA19-309-390053: Lapse 12/31/19 CBS-1175	95,000.00	95,000.00	72,222.00	3,655.00	19,123.00		
GF20-301-301358: Lapse 12/31/20 CBS-1175	850,000.00	850,000.00	584,384.00	169,635.93	95,980.07		
	2,998,712.00	2,568,668.70	1,461,378.28	216,778.11	121,643.55	768,868.76	(0.00)
Wailuku-Kahului Community Plan Area							
WAIEHU GC STARTER BOOTH/RESTO							
GO18-373-378257: Lapse 12/31/17 CBS-1202	500,000.00	494,800.00	370,665.00			124,135.00	
NEW KAHULUI COM'Y CTR							
GF18-301-389742: Lapse 12/31/18 CBS-4628	250,000.00	250,000.00	51,367.64			198,632.36	
GF21-301-310071: Lapse 12/31/21 CBS-5481	525,000.00	525,000.00				15,632.00	509,368.00
GF21-301-310072: Lapse 12/31/21 CBS-5539	600,000.00	600,000.00				825.00	599,175.00
CENTRAL MAUI PARKS SYSTEM							
GF16-301-367105: Lapse 12/31/16 CBS-2351	600,000.00	600,000.00	546,950.51		2,000.00	51,049.49	
GO18-373-378256: Lapse 12/31/17 CBS-2351	461,000.00	402,778.63	390,166.83	12,611.80			
GF18-301-389740: Lapse 12/31/18 CBS-2351	1,000,000.00	1,000,000.00	684,301.00		154,743.28	160,955.72	
GF19-301-390062: Lapse 12/31/19 CBS-2351	240,000.00	240,000.00	108,284.73	102,567.31		29,147.96	
GF20-301-301367: Lapse 12/31/20 CBS-2351	600,000.00	600,000.00	132,369.15	24,422.45	234,120.24	209,088.16	
WAR MEMORIAL GYM BLDG IMPRV							
GF18-301-389739: Lapse 12/31/18 CBS-4616	350,000.00	350,000.00	106,250.76	70,771.03	80,449.00	92,529.21	
GF20-301-301370: Lapse 12/31/20 CBS-4616	250,000.00	250,000.00				250,000.00	
WAIEHU GC WWTR IMPR							
GO18-373-378258: Lapse 12/31/17 CBS-3231	50,000.00	49,600.00	36,550.00			13,050.00	
GF20-301-301373: Lapse 12/31/20 CBS-3231	75,000.00	75,000.00	200.00		9,657.00	65,143.00	
KEPANIWAI HERITAG GARDENS IMPR							
GF19-301-390061: Lapse 12/31/19 CBS-1143	330,000.00	330,000.00	322,790.00	3,140.00	4,070.00		
GF20-301-301366: Lapse 12/31/20 CBS-1143	300,000.00	300,000.00	4,532.00	17,842.00	232,649.00	44,977.00	
GF21-301-310070: Lapse 12/31/21 CBS-1143	150,000.00	150,000.00					150,000.00
KANAHA BCH PRK MP IMPRVMNT							
GF20-301-301368: Lapse 12/31/20	250,000.00	250,000.00	6,249.99	17,068.80	3,635.00	223,046.21	
WM COMPLEX PAVING IMPROVEMENTS							
GF14-301-345311: Lapse 12/31/14 CBS-1209	400,000.00	400,000.00	384,637.48		84.58	15,277.94	
GO20-374-390259: Lapse 12/31/19 CBS-1209	450,889.00	450,889.00	449,729.00	1,160.00			
GO21-375-390271: Lapse 12/31/19 CBS-1209	49,111.00	31,505.00		2,370.00		29,135.00	
GO21-375-301240: Lapse 12/31/20 CBS-1209	424,405.38	396,790.02				396,790.02	
GO20-374-301264: Lapse 12/31/20 CBS-1209	2,325,594.62	2,325,594.62	1,157,141.29	1,168,453.33			
GO21-375-310267: Lapse 12/31/21 CBS-4616	1,000,000.00	294,742.00				294,742.00	
GO21-375-310268: Lapse 12/31/21 CBS-6072	250,000.00						
WAIKAPU CC EXPANSION							
GO18-373-378260: Lapse 12/31/17 CBS-3214	1,000,000.00	17,869.00				17,869.00	
GO18-373-389268: Lapse 12/31/18 CBS-3214	1,488,030.24	1,488,030.24		24,876.96		1,463,153.28	
WAIKAPU CC BBALL CT IMPRV							
GF20-301-301369: Lapse 12/31/20 CBS-2330	175,000.00	175,000.00	23,843.50	3,493.00	18,687.50	128,976.00	

County of Maui
Capital Improvement Projects Report (Excluding Department of Water Supply)
As of 12/31/2020

13-904 Parks and Recreation	Original Appropriation	Alloted To Date	Expenditure Prior Years	Expenditure Current Year	Amount Lapsed	Encumbrance	Allotment Balance
WAR MEMORIAL FB STD REHAB GF20-301-301371: Lapse 12/31/20 CBS-5539	100,000.00	100,000.00	96,000.00			4,000.00	
CENTRAL MAUI REGIONAL PARK GF20-301-301372: Lapse 12/31/20 CBS-1214	500,000.00	500,000.00				500,000.00	
CM REG'L SPRTS CMLX MAINT GO21-375-301241: Lapse 12/31/20 CBS-3209	1,745,000.00	1,745,000.00				1,745,000.00	
WELLS PARK MASTER PLAN IMPL GO21-375-390265: Lapse 12/31/19 CBS-4584	26,177.00	25,950.00				25,950.00	
KOKUA POOL IMPROVEMENTS GF19-301-390064: Lapse 12/31/19	450,000.00	450,000.00	296,362.70	116,244.90	3,411.80	33,980.60	
ICHIRO MAEHARA BB STDM IMPRV GF19-301-390065: Lapse 12/31/19	500,000.00	500,000.00	416,950.22	6,692.20	44,515.78	31,841.80	
GO21-375-310269: Lapse 12/31/21 CBS-5481	525,000.00						
WAILUKU HEIGHTS PARK GF19-301-390862: Lapse 12/31/19 CBS-2351	150,000.00	150,000.00	149,037.50	525.00		437.50	
	18,090,207.24	15,518,548.51	5,734,379.30	1,572,238.78	788,023.18	6,165,364.25	1,258,543.00
Kihei-Makena Community Plan Area							
WAIPUILANI PARK IRRIGATION GF16-301-367108: Lapse 12/31/16 CBS-2359	800,000.00	800,000.00	533,870.74		239,500.00	26,629.26	
GF17-301-378341: Lapse 12/31/17 CBS-2359	100,000.00	100,000.00	18,758.13		81,137.23	104.64	
GF18-301-389756: Lapse 12/31/18 ORD#4796	81,137.00	81,137.00	29,427.85		44,151.81	7,557.34	
SM COMMUNITY PARK GO18-373-378243: Lapse 12/31/17 CBS-1118	650,000.00	544,967.99	311,376.28	39,371.88		194,219.83	
PA19-309-390044: Lapse 12/31/19 CBS-1118	500,000.00	500,000.00	25,857.67			474,142.33	
SOUTH MAUI PARKS SYSTEM PA18-309-389732: Lapse 12/31/18 CBS-2345	638,000.00	638,000.00	361,311.12		269,474.63	7,214.25	
GF19-301-390042: Lapse 12/31/19 CBS-2345	195,000.00	195,000.00	76,730.00	11,787.25	99,000.00	7,482.75	
GF20-301-301350: Lapse 12/31/20 CBS-2345	300,000.00	300,000.00	400.00	170,677.28	5,895.01	123,027.71	
PA20-309-301352: Lapse 12/31/20 CBS-2345	75,000.00	75,000.00				75,000.00	
GF21-301-310057: Lapse 12/31/21 CBS-5552	100,000.00	100,000.00				6,985.00	93,015.00
GO21-375-310258: Lapse 12/31/21 CBS-5552	500,000.00						
GO21-375-310259: Lapse 12/31/21 CBS-6075	400,000.00	36,655.21		14,661.37		21,993.84	
SM COMM PARK REC CENTER PA19-309-390046: Lapse 12/31/19 CBS-5059	900,000.00	900,000.00	793,962.51		12,191.27	93,846.22	
KAMAOLE POINT PAVILIONA PA19-309-390045: Lapse 12/31/19 CBS-1205	250,000.00	250,000.00			1,185.00	248,815.00	
PA20-309-301351: Lapse 12/31/20 CBS-1205	250,000.00	250,000.00			26,089.00	223,911.00	
	5,739,137.00	4,770,760.20	2,151,694.30	236,497.78	778,623.95	1,510,929.17	93,015.00
West Maui Community Plan Area							
WEST MAUI PARKS SYSTEM PA17-309-378365: Lapse 12/31/17 CBS-2344	285,000.00	285,000.00			142,455.68	142,544.32	
PA18-309-389743: Lapse 12/31/18 CBS-2344	950,000.00	950,000.00	477,326.00			472,674.00	

County of Maui
Capital Improvement Projects Report (Excluding Department of Water Supply)
As of 12/31/2020

	Original Appropriation	Alloted To Date	Expenditure Prior Years	Expenditure Current Year	Amount Lapsed	Encumbrance	Allotment Balance
13-904 Parks and Recreation							
GF19-301-390066: Lapse 12/31/19 CBS-2344	462,000.00	462,000.00	185,240.21	14,342.00		262,417.79	
GO20-374-390255: Lapse 12/31/19 CBS-2344	95,895.00	95,895.00	68,042.00	27,853.00			
GO21-375-390267: Lapse 12/31/19 CBS-2344	190,105.00	190,105.00		4,385.00		185,720.00	
GF20-301-301374: Lapse 12/31/20 CBS-2344	500,000.00	500,000.00	480.00	145,469.38	1,301.37	352,749.25	
LAUNIUPOKO MASTER PLAN							
PA19-309-390067: Lapse 12/31/19	500,000.00	500,000.00				500,000.00	
GF21-301-310074: Lapse 12/31/21 CBS-6077	250,000.00	250,000.00					250,000.00
MOKUHINIA ECOSYSTEM/RESTORATN							
GO18-373-345266: Lapse 12/31/14 ORD#4095	132,414.26	132,411.37	117,153.94			15,257.43	
GF15-301-356560: Lapse 12/31/15 ORD#4202	50,000.00	50,000.00	47,000.00			3,000.00	
	3,415,414.26	3,415,411.37	895,242.15	192,049.38	143,757.05	1,934,362.79	250,000.00
Lanai Community Plan Area							
LANAI PARKS SYSTEM							
GF17-301-378345: Lapse 12/31/17 CBS-2347	25,000.00	25,000.00	20,338.25			4,661.75	
GF19-301-390047: Lapse 12/31/19 CBS-2347	350,000.00	350,000.00	68,884.90		158,784.00	122,331.10	
GO21-375-301233: Lapse 12/31/20 CBS-2347	533,700.00	533,700.00				533,700.00	
GF20-301-301353: Lapse 12/31/20 CBS-2347	495,000.00	495,000.00				495,000.00	
PA20-309-301354: Lapse 12/31/20 CBS-2347	95,000.00	95,000.00				95,000.00	
LANAI PARKS MAINTENANCE BLDG							
GO21-375-390262: Lapse 12/31/19 CBS-4580	284,756.16	2,343.16				2,343.16	
LANAI YOUTH CTR/SKATE PRK							
GO21-375-301231: Lapse 12/31/20 CBS-2347	3,497,000.00	285,010.11		31,828.19		253,181.92	
GO20-374-301255: Lapse 12/31/20 CBS-2347	3,000.00	3,000.00		3,000.00			
GO21-375-310260: Lapse 12/31/21 CBS-5542	1,100,000.00						
LANAI COM'TY CTR COMM KITCHEN							
GF18-301-389734: Lapse 12/31/18 CBS-4626	250,000.00	250,000.00	53,299.50		183,949.00	12,751.50	
GO20-374-390252: Lapse 12/31/19 CBS-4626	392,391.68	392,391.68	173,446.85	218,944.83			
GO21-375-390263: Lapse 12/31/19 CBS-4626	507,608.32	402,586.32		402,586.32			
	7,533,456.16	2,834,031.27	315,969.50	656,359.34	342,733.00	1,518,969.43	0.00
Molokai Community Plan Area							
KAUNAKAKAI GYM REHABILITATION							
GF21-301-310062: Lapse 12/31/21 CBS-6074	250,000.00	250,000.00					250,000.00
GF21-301-310063: Lapse 12/31/21 CBS-6097	250,000.00	250,000.00					250,000.00
MOLOKAI PARKS SYSTEM							
GF19-301-390056: Lapse 12/31/19 CBS-2346	635,000.00	635,000.00	325,132.28		92,967.72	216,900.00	
GF20-301-301360: Lapse 12/31/20 CBS-2346	275,000.00	275,000.00	63,732.00		164,311.00	46,957.00	
	1,410,000.00	1,410,000.00	388,864.28	0.00	257,278.72	263,857.00	500,000.00
Countywide							
CW PARK RESTROOM FAC IMPR							
GF15-301-356C24: Lapse 12/31/15 CBS-2362	500,000.00	500,000.00	430,095.94	9,197.32	43,547.22	17,159.52	
CW LIGHT ORDINANCE COMPL							
GF18-301-389C28: Lapse 12/31/18 CBS-4613	500,000.00	500,000.00	225,566.00	5,000.00	150,920.00	118,514.00	

County of Maui
Capital Improvement Projects Report (Excluding Department of Water Supply)
As of 12/31/2020

13-904 Parks and Recreation	Original Appropriation	Alloted To Date	Expenditure Prior Years	Expenditure Current Year	Amount Lapsed	Encumbrance	Allotment Balance
GF19-301-390C39: Lapse 12/31/19 CBS#4613	600,000.00	600,000.00	31,083.45	512,506.96		56,409.59	
GF20-301-301C43: Lapse 12/31/20 CBS-1117	2,500,000.00	2,500,000.00	18,838.17	130,307.46	153,888.61	2,196,965.76	
CW PARKS ADA IMPROVEMENTS							
GF19-301-390C37: Lapse 12/31/19 CBS#1117	300,000.00	300,000.00	293,792.25			6,207.75	
GF20-301-301C41: Lapse 12/31/20 CBS-1117	500,000.00	500,000.00	28,782.22	307,333.78		163,884.00	
GF21-301-310C52: Lapse 12/31/21 CBS-1117	250,000.00	250,000.00		56,038.16		44,142.00	149,819.84
CW PARK PLAYGROUND IMPRV							
GF19-301-390C38: Lapse 12/31/19 CBS#3232	1,000,000.00	1,000,000.00	646,076.91	133,200.04	33,525.24	187,197.81	
GF20-301-301C42: Lapse 12/31/20 CBS-1117	500,000.00	500,000.00		8,759.16	116,679.84	374,561.00	
LARGE CAPACITY CESSPOOL							
GO18-373-367252: Lapse 12/31/16 CBS-1114	550,000.00	242,364.00	224,144.15			18,219.85	
CW BUILDING MAINT REPAIRE BSY							
GF19-301-390C40: Lapse 12/31/19 CBS#2742	225,000.00	225,000.00	178,331.85	15,799.75		30,868.40	
CW PARKS FACILITIES							
GF20-301-301C44: Lapse 12/31/20 CBS-1117	275,000.00	275,000.00	127,852.00	19,782.66		127,365.34	
GF21-301-310C53: Lapse 12/31/21 CBS-4581	300,000.00	300,000.00				298,441.33	1,558.67
MOLOKAI ATHLETIC COMPLEX							
SH16-323-369511:	400,000.00	400,000.00				399,980.00	20.00
	8,400,000.00	8,092,364.00	2,204,562.94	1,197,925.29	498,560.91	4,039,916.35	151,398.51
TOTAL Parks and Recreation	60,519,343.78	48,484,014.70	15,856,222.61	4,774,515.35	3,438,181.62	19,916,112.61	4,498,982.51

County of Maui
Capital Improvement Projects Report (Excluding Department of Water Supply)
As of 12/31/2020

13-907 Roads	Original Appropriation	Allotted To Date	Expenditure Prior Years	Expenditure Current Year	Amount Lapsed	Encumbrance	Allotment Balance
Hana Community Plan Area							
HANA DISTRICT RD RESURFACING							
HY01-302-317003: Lapse 12/31/01	650,000.00	643,184.00	491,466.73		147,509.31	4,207.96	
KALEPA ROCKFALL REPAIRS							
HY19-302-390083: Lapse 12/31/19 CBS-2779	150,000.00	150,000.00	23,308.09	24,301.75		102,390.16	
HY20-302-301392: Lapse 12/31/20 CBS-2779	350,000.00	350,000.00	150.00		149,349.76	200,500.24	
KOUKOUAI BRIDGE REHAB							
GO18-373-378279: Lapse 12/31/17 CBS-1046	600,000.00	400,676.00	280,805.94		167,324.00	119,870.06	(167,324.00)
GO21-375-301251: Lapse 12/31/20 CBS-1046	1,999,527.59	1,437,634.41		2,499.90		1,435,134.51	
GO21-375-310286: Lapse 12/31/21 CBS-6088	1,350,000.00						
KALEPA REVETMENT/SEAWALL REP							
GO21-375-390275: Lapse 12/31/19 CBS-3183	451,239.50	413,111.50				413,111.50	
GO21-375-310287: Lapse 12/31/21 CBS-3183	440,000.00	419,816.00				419,816.00	
MAKA'AKAE RD RESURFACING							
GO21-375-390276: Lapse 12/31/19 CBS-3183	549,820.42	493,980.00				493,980.00	
KEANAE ROAD SAFETY IMPROVEMENT							
SH19-323-390022:	2,000,000.00	2,000,000.00				2,000,000.00	
	8,540,587.51	6,308,401.91	795,730.76	26,801.65	464,183.07	5,189,010.43	(167,324.00)
Paia-Haiku Community Plan Area							
NORTH SHORE GREENWAY PRJ							
GO20-374-389276: Lapse 12/31/18 CBS-1942	185,494.96	185,494.96	180,846.31			4,648.65	()
BALDWIN AVE PUBLIC PRKG LOT IM							
GF21-301-310093: Lapse 12/31/21 CBS-6096	200,000.00	200,000.00					200,000.00
GF21-301-310094: Lapse 12/31/21 CBS-6097	50,000.00	50,000.00					50,000.00
KAUPAKALUA PVEMNNT RECONST							
HY17-302-378393: Lapse 12/31/17 CBS-1066	550,000.00	550,000.00	506,491.42	2,640.00	19,748.58	21,120.00	()
GO18-373-389259: Lapse 12/31/18 CBS-1066	1,549,531.44	1,549,531.44	1,024,276.93	233,978.62	316.62	290,959.27	
GO20-374-389275: Lapse 12/31/18 CBS-1066	850,468.56	81,466.99	81,066.99		.01	399.99	
GO21-375-301242: Lapse 12/31/20 CBS-1066	2,187,658.57	671,824.90		69,346.41		602,478.49	
GO20-374-301279: Lapse 12/31/20 CBS-1066	59,341.43	59,341.43	41,938.00	17,403.43			
HAIKU RD GUARDRAIL/SHLDR IMPR							
HY19-302-390092: Lapse 12/31/19 CBS-4597	300,000.00	300,000.00	128,065.62	34,160.25	27,780.00	109,994.13	
HY20-302-301400: Lapse 12/31/20 CBS-4597	200,000.00	200,000.00				200,000.00	
N SHORE GREENWAY PHASE 4							
DOT18-325-389025: #STP-STP-0900(0 89)	1,407,904.00	1,574,135.60	1,506,009.99	7,926.06		61,199.26	(999.71)
	7,540,398.96	5,421,795.32	3,468,695.26	365,454.77	47,845.21	1,290,799.79	249,000.29
Makawao-Pukalani-Kula Community Plan Area							
OLD HAL HWY DW (MAK AVE-PUK ST							
HY19-302-390089: Lapse 12/31/19 CBS-3187	1,000,000.00	1,000,000.00	210,611.20	2,288.00	709,375.00	77,725.80	
PUKALANI TERRACE SDV PAVE RECO							
HY19-302-390088: Lapse 12/31/19 CBS-3194	1,000,000.00	1,000,000.00	17,140.75		157.00	982,702.25	

County of Maui
Capital Improvement Projects Report (Excluding Department of Water Supply)
As of 12/31/2020

13-907 Roads	Original Appropriation	Alloted To Date	Expenditure Prior Years	Expenditure Current Year	Amount Lapsed	Encumbrance	Allotment Balance
GO21-375-301252: Lapse 12/31/20 CBS-3194	1,992,662.85	1,623,817.86		12,713.06		1,614,731.06	(3,626.26)
GO20-374-301297: Lapse 12/31/20 CBS-3194	7,337.15	7,337.15	7,287.15	50.00			
KOKOMO RD PAVEMENT RECON							
GO18-373-356223: Lapse 12/31/15 CBS-2295	46,387.51	45,549.81				45,549.81	
GRDRAIL/SHLDR IMPRV VAR LOC							
HY20-302-301394: Lapse 12/31/20 CBS-2774	266,000.00	266,000.00	1,796.76	372.39	195,523.24	68,307.61	
MAK/MAKANI ROAD IMPROVEMENTS							
HY06-302-367010: Lapse 12/31/06	600,000.00	600,000.00	408,741.59			191,258.41	
O HALEA HWY TRAFFIC SIG'L UPGR							
HY20-302-301390: Lapse 12/31/20 CBS-2771	200,000.00	200,000.00	474.81	878.44	7,817.21	190,829.54	
HALEAKALA HWY INTERSECT IMPR							
GO18-373-345274: Lapse 12/31/14 ORD#4095	1,218,491.00	37,271.00	35,271.00	2,000.00			
SH14-323-345410:	2,000,000.00	1,250,000.00				525,208.87	724,791.13
KOKOMO/MAK AVE PAVEMNT RECONST							
GOLAPS-350-378389: Lapse 12/31/17 CBS-2765	2,400,000.00	2,400,000.00	1,524,906.42	46.72	875,046.86		()
KOKOMO RD/MAK AVE PVMNT PH2							
DOT17-325-376740: #STP-STP-0900(0 86)	7,240,600.00	4,829,244.96	4,752,608.14				76,636.82
BALDWIN AVE RESURFACING							
DOT14-325-345403: #STP-STP-0390(0 01)	2,261,738.00	2,261,738.00	2,259,236.17			2,501.27	.56
KAUPAKALUA RD PAVEMENT RECONS							
DOT18-325-389020: #STP-STP-0365(0 10)	4,600,000.00	4,212,290.64	3,187,869.98	411,560.31		609,973.85	2,886.50
	24,833,216.51	19,733,249.42	12,405,943.97	429,908.92	1,787,919.31	4,308,788.47	800,688.75
Wailuku-Kahului Community Plan Area							
KAM AVE @ MAUI LANI PRK INTER							
HY19-302-390099: Lapse 12/31/19 CBS-2787	610,000.00	610,000.00		140,056.13		469,943.87	
GO21-375-390288: Lapse 12/31/19 CBS-2787	1,159,980.06	1,158,663.51		966,261.60		192,401.91	
GO20-374-390299: Lapse 12/31/19 CBS-2787	1,705,019.94	1,705,019.94	68,981.61	1,636,038.33			
C MAUI SIGNAL UPGRADE							
HY17-302-378402: Lapse 12/31/17 CBS-1945	270,000.00	270,000.00	148,600.00		21,200.00	100,200.00	
WAKEA/KAMEHAMEHA INTRSEC IMPRV							
GO21-375-301269: Lapse 12/31/20 CBS-1916	250,000.00	246,600.00		10,960.00		235,640.00	
PAPA AVE PAVEMENT REHABILITATI							
DOT14-325-347520: #STP-STP-3910(0 01)	6,625,000.00	6,785,780.42	6,751,176.98				34,603.44
WAIALE RD IMP AT WAIINU ROAD							
HY19-302-390100: Lapse 12/31/19 CBS-1018	300,000.00	300,000.00		44,772.00		255,228.00	
GO21-375-390286: Lapse 12/31/19 CBS-1919	139,745.00	139,745.00				139,745.00	
HY20-302-301410: Lapse 12/31/20 CBS-1018	100,000.00	100,000.00			5,384.00	94,616.00	
GO21-375-310292: Lapse 12/31/21 CBS-1069	500,000.00						
WAKEA AVE/WELLS ST PAVEMENT RE							
DOT14-325-345401: #STP-STP-0900(0 82)	2,500,000.00	2,433,726.30	2,374,796.28				58,930.02
WAKEA AVE PAVEMENT REHAB							
DOT13-325-337515: #STP-STP-3920 (006)	3,275,685.65	3,267,572.54	2,578,644.53				688,928.01

County of Maui
Capital Improvement Projects Report (Excluding Department of Water Supply)
As of 12/31/2020

13-907 Roads	Original Appropriation	Alloted To Date	Expenditure Prior Years	Expenditure Current Year	Amount Lapsed	Encumbrance	Allotment Balance
C MAUI SUB-AREA TRANS STUDY GF20-301-301413: Lapse 12/31/20 CBS-5538	100,000.00	100,000.00				100,000.00	
HANSEN RD PAVEMENT RECONS DOT15-325-356700: #STP-STP-3600(0 01)	3,500,000.00	3,919,875.20	3,827,052.65				92,822.55
ONEHEE AVENUE IMPRVMT GF20-301-301412: Lapse 12/31/20 CBS-5499	100,000.00	100,000.00	38,283.00	32,940.00		28,777.00	
KAMEHAMEHA AVE PAVEMENT REHAB DOT13-325-337504: #STP-STP-0900 (079)	3,727,251.98	3,717,059.29	2,839,876.17			198,799.13	678,383.99
PAVEMENT REHAB S MAUI ROADS DOT18-325-389800: #STP-STP-0900(0 90)	5,448,985.87	4,138,107.74	3,802,220.25			36,152.98	299,734.51
PAPA AVE COMPLETE STREETS IMPR HY19-302-390101: Lapse 12/31/19 CBS-5024	150,000.00	150,000.00	129,090.64	11,000.00		9,909.36	
LONO AVENUE EXTENSION HY19-302-390102: Lapse 12/31/19 CBS-5054	300,000.00	300,000.00	135,875.50		5,950.00	158,174.50	
	30,761,668.50	29,442,149.94	22,694,597.61	2,842,028.06	32,534.00	2,019,587.75	1,853,402.52
Kihei-Makena Community Plan Area							
S.KIHEI RD DW IMPR (PIIKEA-KU) HY19-302-390086: Lapse 12/31/19	200,000.00	200,000.00	73,123.00	46,010.00		80,867.00	
GO21-375-301294: Lapse 12/31/20 CBS-5485	1,900,000.00	1,479,382.16		3,382.16		1,476,000.00	
NORTH SO COLLECTOR RD/NAMAUU HY14-302-345331: Lapse 12/31/14 CBS-1926	250,000.00	250,000.00	221,503.78	28,496.22			
OHUKAI RD SDWLK IMPRV GO21-375-301295: Lapse 12/31/20 CBS-5492	600,000.00	600,000.00		2,618.40		597,381.60	
KIHEI BIKEWAY PHASE 2 PV16-329-367579:	46,531.00	46,531.00	727.87			45,803.13	
SO KIHEI RD PAVEMENT REHAB DOT14-325-345400: #STP-STP-3100(0 13)	2,600,000.00	1,269,958.75	1,261,865.99				8,092.76
NS COLLECTOR ROAD (NAMAUU-KUL) GO21-375-390285: Lapse 12/31/19 CBS-2309	500,000.00	478,866.00				478,866.00	
GO21-375-301293: Lapse 12/31/20 CBS-2309	1,000,000.00	970,740.00				970,740.00	
BY21-304-310088: Lapse 12/31/21 CBS-2309	250,000.00	250,000.00					250,000.00
HY21-302-310089: Lapse 12/31/21 CBS-2309	500,000.00	500,000.00					500,000.00
S MAUI REGIONAL TRAFFIC HY16-302-367184: Lapse 12/31/16 ORD#4284	340,000.00	340,000.00	338,589.31	578.69	832.00		
SO MAUI TRAFFIC MASTER PLAN DOT16-325-369503: #STP-SPR-0010(0 36)		342,000.00	279,024.60	36,601.40		26,374.00	
	8,186,531.00	6,727,477.91	2,174,834.55	117,686.87	832.00	3,676,031.73	758,092.76
West Maui Community Plan Area							
WM ROADWAY IMPRV SVO GRANT PV16-329-367575:	1,700,000.00	1,700,000.00					1,700,000.00
WM ROADWAY IMPRV MTV GRANT							

County of Maui
Capital Improvement Projects Report (Excluding Department of Water Supply)
As of 12/31/2020

13-907 Roads	Original Appropriation	Alloted To Date	Expenditure Prior Years	Expenditure Current Year	Amount Lapsed	Encumbrance	Allotment Balance
PV15-329-356575:	715,000.00	715,000.00	89,360.00	78,540.00			547,100.00
FRONT STREET IMPROVEMENTS							
GO20-374-390266: Lapse 12/31/19 CBS-1946	730,798.43	730,798.43	688,761.71	42,036.72			
GO21-375-390273: Lapse 12/31/19 CBS-1946	620,781.57	620,781.57		9,278.88		611,502.69	
WM GREENWAY PILOT PRJ							
BY17-304-378406: Lapse 12/31/17 CBS-3240	300,000.00	300,000.00	153,844.38			146,155.62	
NAPILI 4/5 CULVERT L HONOAPI							
GO21-375-301232: Lapse 12/31/20 CBS-2315	2,567,614.59	1,476,085.55		1,122,461.22		353,624.33	
GO20-374-301256: Lapse 12/31/20 CBS-2315	1,342,385.41	1,342,385.41	612,716.26	729,669.15			
WEST MAUI DRAINLINE ASSESSMENT							
GO21-375-301234: Lapse 12/31/20 CBS-5514	28,403.02	28,403.02		24,708.18		3,694.84	
GO20-374-301257: Lapse 12/31/20 CBS-5514	471,596.98	471,596.98	418,326.49	53,270.49			
L HONOAPIILANI RD EROSION							
GO21-375-301238: Lapse 12/31/20 CBS-5509	539,990.00	258,190.00		28,826.00		229,364.00	
GO20-374-301258: Lapse 12/31/20 CBS-5509	60,010.00	60,010.00	30,570.00	29,440.00			
KAHANA NUI BRIDGE REPLCMNT							
GO21-375-301248: Lapse 12/31/20 CBS-1040	1,074,252.98	1,066,082.86		8,330.00		1,057,752.86	
	10,150,832.98	8,769,333.82	1,993,578.84	2,126,560.64	0.00	2,402,094.34	2,247,100.00
Lanai Community Plan Area							
SIXTH ST/LANAI AVE INTERSEC							
GO21-375-310290: Lapse 12/31/21 CBS-6058	150,000.00						
Countywide							
CW BIKEWAY IMPROVEMENTS							
BY14-304-345337: Lapse 12/31/14 CBS-1036	300,000.00	300,000.00	149,058.05	3,000.00	147,941.95		
BY16-304-367C31: Lapse 12/31/16 CBS-1036	150,000.00	150,000.00	56,021.21	16,499.92		77,478.87	
BY18-304-389C49: Lapse 12/31/18 CBS-1036	97,276.00	97,276.00	14,813.16		6,329.84	76,133.00	()
BY19-304-390C73: Lapse 12/31/19 CBS#1036	140,000.00	140,000.00	111,661.43	11,197.00	10,669.03	6,472.54	
BY20-304-301C80: Lapse 12/31/20 CBS-1036	387,208.00	387,208.00	99,229.89	6,771.98	36,385.93	244,820.20	
CW SIDEWALK IMPROVEMENTS							
HY13-302-331133: Lapse 12/31/13 CBS-1037	500,000.00	500,000.00	446,655.16		45,328.87	8,015.97	
HY17-302-378C76: Lapse 12/31/17 CBS-1037	500,000.00	500,000.00	272,401.56	125,302.95	4,619.23	97,676.26	
HY19-302-390C78: Lapse 12/31/19 CBS#1037	490,000.00	490,000.00	391,126.29	3,224.53	22,836.17	72,813.01	
HY20-302-301C85: Lapse 12/31/20 CBS-1037	745,000.00	745,000.00	24,560.00	40,940.71	245,058.23	434,441.06	
BY21-304-310C79: Lapse 12/31/21 CBS-6067	50,000.00	50,000.00					50,000.00
HY21-302-310C80: Lapse 12/31/21 CBS-6069	2,850,000.00	2,850,000.00				634,348.63	2,215,651.37
HY21-302-310C82: Lapse 12/31/21 CBS-6067	1,720,000.00	1,720,000.00		28,473.64		296,161.75	1,395,364.61
GF21-301-310C85: Lapse 12/31/21 CBS-6067	10,000.00	10,000.00					10,000.00
CW BRIDGE IMPROVEMENTS							
HY14-302-345332: Lapse 12/31/14 CBS-1031	295,000.00	295,000.00	150,402.76		418.70	144,178.54	()
HY16-302-367C22: Lapse 12/31/16 CBS-1031	370,000.00	370,000.00	213,743.50		122,129.50	34,127.00	
HY19-302-390C76: Lapse 12/31/19 CBS#1031	220,000.00	220,000.00	176,737.23	12,800.00	1,887.77	28,575.00	
HY20-302-301C83: Lapse 12/31/20 CBS-1031	600,000.00	600,000.00	103,836.35	12,825.28	91,411.00	391,927.37	
PAIA SCHOOL SAFE ROUTES TO SCH							

County of Maui
Capital Improvement Projects Report (Excluding Department of Water Supply)
As of 12/31/2020

13-907 Roads	Original Appropriation	Alloted To Date	Expenditure Prior Years	Expenditure Current Year	Amount Lapsed	Encumbrance	Allotment Balance
DOT19-325-390095: #STP-SRS-0900(0 91)	1,226,784.55	1,226,784.55	1,014,391.00			54,204.09	158,189.46
CW SAFETY IMPROVEMENTS							
HY13-302-331132: Lapse 12/31/13 CBS-1024	600,000.00	600,000.00	550,441.47		22,959.77	26,598.76	
HY17-302-378C75: Lapse 12/31/17 CBS-1024	600,000.00	600,000.00	493,956.21	1,218.92	104,824.87		
HY18-302-389C51: Lapse 12/31/18 CBS-1024	500,000.00	500,000.00	322,772.34		7,365.86	166,921.97	2,939.83
HY19-302-390C75: Lapse 12/31/19 CBS#1024	850,000.00	850,000.00	537,369.06	75,541.70	9,451.27	227,637.97	
HY20-302-301C82: Lapse 12/31/20 CBS-1024	1,060,000.00	1,060,000.00	16,220.00	46,447.50	254,396.37	742,936.13	
GF20-301-301C88: Lapse 12/31/20 CBS-1024	75,000.00	75,000.00	54,568.32	6,386.43		14,045.25	
SURVEYING-MOLOKAI&LANAI ROADS							
HY20-302-301386: Lapse 12/31/20	100,000.00	100,000.00	92,267.00	7,733.00			
CW ROAD RESURFACING							
HY12-302-327032: Lapse 12/31/12 CBS-1023	5,436,736.00	5,436,736.00	5,137,057.67		188,399.03	111,279.30	
HY14-302-345333: Lapse 12/31/14 CBS-1023	5,546,744.00	5,546,744.00	5,404,729.31		56,526.05	85,488.64	
HY16-302-367C24: Lapse 12/31/16 CBS-1023	5,718,028.00	5,718,028.00	5,014,183.15	14,482.07	670,633.75	8,032.07	10,696.96
HY17-302-378C74: Lapse 12/31/17 CBS-1023	5,634,267.00	5,634,267.00	4,742,405.38	2,877.65	311,852.08	577,131.89	
HY18-302-389C50: Lapse 12/31/18 CBS-1023	5,238,541.00	5,238,541.00	4,366,305.96	69,656.77	220,401.56	559,569.82	22,606.89
HY19-302-390C74: Lapse 12/31/19 CBS#1023	6,266,792.00	6,266,792.00	4,475,588.64	507,720.79	35,885.53	1,229,396.77	18,200.27
HY20-302-301C81: Lapse 12/31/20 CBS-1023	5,676,267.00	5,676,267.00	967,440.69	560,260.69		4,148,565.62	
GO21-375-310283: Lapse 12/31/21 CBS-1023	250,000.00						
HY21-302-310C81: Lapse 12/31/21 CBS-1023	6,250,000.00	6,250,000.00		316,402.75		2,723,584.55	3,210,012.70
CW TRAFFIC CALMING PRG							
HY17-302-378C77: Lapse 12/31/17 CBS-1035	200,000.00	200,000.00	190,116.96		3,551.08	6,331.96	()
HY19-302-390C77: Lapse 12/31/19 CBS#1035	350,000.00	350,000.00	279,578.34	37,100.00	33,321.66		
HY20-302-301C84: Lapse 12/31/20 CBS-1035	500,000.00	500,000.00	292.33	9.12	295,354.98	204,343.57	
KEA ST PAVEMENT RECONSTRUCTION							
DOT19-325-390710: #STP-STP-0900(0 93)	1,848,134.52	1,848,134.52	1,337,049.15	224,447.88		278,264.90	8,372.59
KAUPAKALUA RD PVMNT RECON PH-2							
DOT19-325-390720: #STP-STP-0365(0 11)	5,850,521.72	4,642,153.77	346.18			4,575,090.24	66,717.35
CW FEDERAL AID PROGRAM							
GO20-374-390C72: Lapse 12/31/19 CBS#5022	649,645.62	649,645.62	633,076.55	16,569.07			
GO21-375-390C89: Lapse 12/31/19 CBS#5022	1,350,354.38	1,346,459.27		77,146.26		1,269,313.01	
GO20-374-310C84: Lapse 12/31/21 CBS-5022	140,364.75	140,364.75		16,363.88		124,000.87	
GO21-375-310C88: Lapse 12/31/21 CBS-5022	8,852,635.25	4,459,261.31		38,554.70		4,420,706.61	
SAFE ROUTES TO SCH PRG							
SH18-323-389510:	225,000.00	92,955.73				92,955.73	
SH19-323-399510:	275,000.00	97,584.27				6,714.07	90,870.20
SH19-323-399515:		3,000,000.00				1,962,628.00	1,037,372.00
SH20-323-301510:	275,000.00	166,780.38					166,780.38
IOLANI/LOHA/MAKANI RD PVMNT							
DOT21-325-310100: #STP-STP-0900(0 99)	10,500,000.00	10,499,178.22				10,201,189.75	297,988.47
	91,470,299.79	88,196,161.39	37,840,402.30	2,279,955.19	2,949,940.08	36,364,100.74	8,761,763.08
TOTAL Roads	181,633,535.25	164,598,569.71	81,373,783.29	8,188,396.10	5,283,253.67	55,250,413.25	14,502,723.40

County of Maui
Capital Improvement Projects Report (Excluding Department of Water Supply)
As of 12/31/2020

13-908 Solid Waste Facilities	Original Appropriation	Alloted To Date	Expenditure Prior Years	Expenditure Current Year	Amount Lapsed	Encumbrance	Allotment Balance
Hana Community Plan Area							
HANA LF OFFICE TRAILER/PV EXP							
GO21-375-301205: Lapse 12/31/20 CBS-5504	25,000.00	24,997.00				24,997.00	
GO21-375-310209: Lapse 12/31/21 CBS-5504	275,000.00						
	300,000.00	24,997.00	0.00	0.00	0.00	24,997.00	0.00
Wailuku-Kahului Community Plan Area							
CML SYS CTRL/DATA ACQUISTN							
SW17-305-378315: Lapse 12/31/17 CBS-1901	80,000.00	80,000.00	62,386.63		169.17	17,444.20	
SW19-305-390024: Lapse 12/31/19 CBS-3181	300,000.00	300,000.00	37,353.09	170,938.74	30,160.00	61,548.17	
CML PHASE V-B EXT							
GO21-375-310222: Lapse 12/31/21 CBS-1095	2,150,000.00	137,963.00					137,963.00
GO21-375-310223: Lapse 12/31/21 CBS-1099	325,000.00						
GO21-375-310224: Lapse 12/31/21 CBS-2721	400,000.00	239,060.00				239,060.00	
GO21-375-310226: Lapse 12/31/21 CBS-5493	250,000.00						
GO21-375-310227: Lapse 12/31/21 CBS-5502	150,000.00						
WAIKAPU LF SITE RESTORATN							
SW18-305-389713: Lapse 12/31/18 CBS-2724	860,000.00	860,000.00	837,231.58		12.72	22,755.70	
CML PH VB EXT LEACHATE RECIRC							
GO21-375-301216: Lapse 12/31/20 CBS-5495	650,000.00	650,000.00		25,641.00		624,359.00	
CENTRAL MAUI LF EXPANSION							
GO20-374-301214: Lapse 12/31/20 CBS-5019	29,761.50	29,761.50		29,761.50			
GO21-375-301226: Lapse 12/31/20 CBS-5019	12,470,238.50	8,744,343.67		566,591.70		8,177,751.97	
GO21-375-310225: Lapse 12/31/21 CBS-5019	250,000.00	111,899.00					111,899.00
CML PHASE V-B EXTENSION							
SH/LN-341-389714: Lapse 12/31/18 CBS-1095	3,625,000.00	3,625,000.00	3,618,243.45			6,756.55	
CML LAND PURCHASE							
GO20-374-390221: Lapse 12/31/19 CBS-3567	1,447.91	1,447.91	1,447.91			248,552.09	(248,552.09)
GO21-375-390246: Lapse 12/31/19 CBS-3567	248,552.09	248,552.09				248,552.09	
GO21-375-301215: Lapse 12/31/20 CBS-3567	2,000,000.00	1,994,910.00		1,695,000.00		299,910.00	
CML PHASE III							
GO20-374-390222: Lapse 12/31/19 CBS-5019	250,000.00	250,000.00	249,991.80	8.20			
CML EXT PRIMARY LITTER SCR/DRN							
GO21-375-301217: Lapse 12/31/20 CBS-5494	500,000.00	500,000.00		22,899.00		477,101.00	
CML STORAGE FAC/INFRASTRUCTURE							
GO21-375-301218: Lapse 12/31/20 CBS-3577	300,000.00	300,000.00		17,296.50		282,703.50	
CML CUSTOMER DROP-OFF AREA							
GO21-375-301219: Lapse 12/31/20 CBS-5493	67,000.00	67,000.00				67,000.00	
SW20-305-301321: Lapse 12/31/20 CBS-5493	33,000.00	33,000.00			723.00	32,277.00	
CML ENTRANCE FAC TRAFFIC IMPR							
GO21-375-301220: Lapse 12/31/20 CBS-5502	50,000.00	50,000.00		22,000.00		28,000.00	
	24,990,000.00	18,222,937.17	4,806,654.46	2,550,136.64	31,064.89	10,833,771.27	1,309.91

County of Maui
Capital Improvement Projects Report (Excluding Department of Water Supply)
As of 12/31/2020

13-908 Solid Waste Facilities	Original Appropriation	Alloted To Date	Expenditure Prior Years	Expenditure Current Year	Amount Lapsed	Encumbrance	Allotment Balance
West Maui Community Plan Area							
OLOWALU LF SITE RESTORATION SW18-305-389717: Lapse 12/31/18 CBS-2725	950,000.00	950,000.00	850,340.31		40.72	99,618.97	
Molokai Community Plan Area							
KALAMAULA LF SITE RESTORATION SW18-305-389708: Lapse 12/31/18 CBS-2727	230,000.00	230,000.00	117,151.00		1,429.00	111,420.00	
MOLOKAI LF PHASE V SW19-305-390016: Lapse 12/31/19 CBS-4606	300,000.00	300,000.00	266,147.21	1,800.00	205.00	31,847.79	
MOLOKAI LF-ENVTL ASSESSMNT SW17-305-378313: Lapse 12/31/17 CBS-3184	160,000.00	160,000.00	150,910.00			9,090.00	
MOLOKAI LF PHASE V EXP GO21-375-310218: Lapse 12/31/21 CBS-4606	5,000,000.00						
	5,690,000.00	690,000.00	534,208.21	1,800.00	1,634.00	152,357.79	0.00
Countywide							
INTEGRATED SW MGT PLAN UPDTE SW20-305-301301: Lapse 12/31/20 CBS-3565	200,000.00	200,000.00		6,000.00		194,000.00	
ENV'TAL COMP SYS DSGN/CTNS SW17-305-378302: Lapse 12/31/17 CBS-3182	250,000.00	250,000.00	249,753.00		187.00	60.00	
SW20-305-301C00: Lapse 12/31/20 CBS-3182	500,000.00	500,000.00	30,068.86		135,831.73	334,099.41	
SW21-305-310C00: Lapse 12/31/21 CBS-3182	500,000.00	500,000.00					500,000.00
	1,450,000.00	1,450,000.00	279,821.86	6,000.00	136,018.73	528,159.41	500,000.00
TOTAL Solid Waste Facilities	33,380,000.00	21,337,934.17	6,471,024.84	2,557,936.64	168,758.34	11,638,904.44	501,309.91

County of Maui
Capital Improvement Projects Report (Excluding Department of Water Supply)
As of 12/31/2020

13-909 Wastewater Facilities	Original Appropriation	Alloted To Date	Expenditure Prior Years	Expenditure Current Year	Amount Lapsed	Encumbrance	Allotment Balance
Hana Community Plan Area							
HELENE HALL SEPTIC IMPRV WM19-303-390009: Lapse 12/31/19	245,000.00	245,000.00	195,831.25	31,245.15		17,923.60	
Paia-Haiku Community Plan Area							
KUAU NO.4 FM REPLACEMENT WM20-303-301312: Lapse 12/31/20 CBS-1184	540,000.00	540,000.00			164,173.51	375,826.49	
GO21-375-310219: Lapse 12/31/21 CBS-1955	500,000.00						
GO21-375-310220: Lapse 12/31/21 CBS-1964	500,000.00						
SPRECKLESVILLE FM REPLACEMENT GO21-375-310221: Lapse 12/31/21 CBS-4588	360,000.00						
	1,900,000.00	540,000.00	0.00	0.00	164,173.51	375,826.49	0.00
Wailuku-Kahului Community Plan Area							
WAI-KAH EPA COMP SEWER REHAB WM18-303-389715: Lapse 12/31/18 CBS-1131	1,000,000.00	1,000,000.00				1,000,000.00	
WM19-303-390025: Lapse 12/31/19 CBS-1131	2,000,000.00	2,000,000.00	240,540.00	59,773.19	90,992.50	1,608,694.31	
WM20-303-301324: Lapse 12/31/20 CBS-1131	4,000,000.00	4,000,000.00		77,023.00	3,728,800.00	194,177.00	
WAI-KAH WWRF EMERG EFFL FM WM19-303-390026: Lapse 12/31/19 CBS-5035	450,000.00	450,000.00		353,007.25	82,000.00	14,992.75	
EPA SEWER REHABILITATION WM17-303-378317: Lapse 12/31/17 CBS-1131	1,000,000.00	1,000,000.00	998,585.69			1,414.31	
WAI-KAH RECYCLED WTR FM WM18-303-389716: Lapse 12/31/18 CBS-1171	500,000.00	500,000.00	112,693.56	7,194.04	43.00	380,069.40	
GO21-375-301223: Lapse 12/31/20 CBS-1171	500,000.00	494,640.00				494,640.00	
GO21-375-310231: Lapse 12/31/21 CBS-1171	750,000.00						
LOWER MAIN ST SEWER UPGRD GO21-375-301222: Lapse 12/31/20 CBS-5547	2,500,000.00	1,625,000.00				1,625,000.00	
GO21-375-310228: Lapse 12/31/21 CBS-3206	2,000,000.00						
GO21-375-310229: Lapse 12/31/21 CBS-1131	2,000,000.00						
GO21-375-310230: Lapse 12/31/21 CBS-1158	500,000.00						
WAI-KAH SOIL AQUIFER TRTMNT WM20-303-301326: Lapse 12/31/20 CBS-5033	1,350,000.00	1,350,000.00			350,000.00	1,000,000.00	
WAI-KAH RECYCLED WTR PS WM20-303-301327: Lapse 12/31/20 CBS-5034	600,000.00	600,000.00				600,000.00	
	19,150,000.00	13,019,640.00	1,351,819.25	496,997.48	4,251,835.50	6,918,987.77	0.00
Kihei-Makena Community Plan Area							
KIHEI #16 PS REHAB/FM REPLC SH/LN-341-378407: Lapse 12/31/17	1,010,000.00	1,010,000.00	1,008,008.37	1,234.63	757.00		
SH/LN-341-310015: Lapse 12/31/21 CBS-1152	2,000,000.00	2,000,000.00		672,533.00			1,327,467.00
SM RECYCLED WATER SYS EXP WM18-303-389706: Lapse 12/31/18 CBS-1160	2,750,000.00	2,750,000.00	1,982,138.97	196,293.00		571,568.03	
KENOLIO/KOKI SEWER REHAB							

County of Maui
Capital Improvement Projects Report (Excluding Department of Water Supply)
As of 12/31/2020

13-909 Wastewater Facilities	Original Appropriation	Alloted To Date	Expenditure Prior Years	Expenditure Current Year	Amount Lapsed	Encumbrance	Allotment Balance
WM19-303-390011: Lapse 12/31/19 CBS-3196 NORTH KIEHI MAUKA TRANS	800,000.00	800,000.00	394,560.43	227,439.34	178,000.23		
WM19-303-390010: Lapse 12/31/19 CBS-2321 KIEHI NO.7 FM REPLACE	1,500,000.00	1,500,000.00	89,331.00		3,356.00	1,407,313.00	
WM19-303-390012: Lapse 12/31/19 CBS-2322 SH/LN-341-310016: Lapse 12/31/21 CBS-2322	150,000.00 1,800,000.00	150,000.00 1,800,000.00	77,106.76	27,939.64	1,220.93	43,732.67	1,800,000.00
GO21-375-310213: Lapse 12/31/21 CBS-3564 KIEHI NO.8 FM REPLACEMENT	300,000.00						
WM19-303-390013: Lapse 12/31/19 CBS-3197 SH/LN-341-310017: Lapse 12/31/21 CBS-3197	200,000.00 2,400,000.00	200,000.00 2,400,000.00	108,553.10	37,474.97	786.75	53,185.18	2,400,000.00
LILOA DRD RECYCLED WATER LINE							
WM19-303-390014: Lapse 12/31/19 CBS-5030 GO21-375-310212: Lapse 12/31/21 CBS-5030	500,000.00 1,000,000.00	500,000.00			363,892.00	136,108.00	
KIHEI WWRF GRIT SYS REPLACE							
SH/LN-341-390015: Lapse 12/31/19 CBS-5026 KIHEI-MAKENA SEWER EXP	6,500,000.00	6,500,000.00	75,237.00	23,125.28	5,900,009.00	501,628.72	
GO20-374-301209: Lapse 12/31/20 CBS-2321 GO21-375-301224: Lapse 12/31/20 CBS-2321	151,221.26 848,778.74	151,221.26 435,757.80	98,791.00	52,430.26 13,222.15		422,535.65	
GO21-375-310210: Lapse 12/31/21 CBS-5029 GO21-375-310211: Lapse 12/31/21 CBS-6064 GO21-375-310214: Lapse 12/31/21 CBS-5520	1,500,000.00 3,600,000.00 1,000,000.00						
KIHEI IN-PLANT/EFFLUENT PS UPG							
WM20-303-301306: Lapse 12/31/20 CBS-5029 KIHEI NO.3 FM REPLCMNT	750,000.00	750,000.00	77,646.47	139,140.18		533,213.35	
WM20-303-301307: Lapse 12/31/20 CBS-3563 KIHEI WWPS NO.9 MODI/UPGRD	480,000.00	480,000.00		6,122.30	717.00	473,160.70	
WM20-303-301308: Lapse 12/31/20 CBS-5028	200,000.00	200,000.00	54,701.00	79,018.75		66,280.25	
	29,440,000.00	21,626,979.06	3,966,074.10	1,475,973.50	6,448,738.91	4,208,725.55	5,527,467.00
West Maui Community Plan Area							
NAPILI #5&6 FM REPLACEMENTS							
WM15-303-356470: Lapse 12/31/15 CBS-1162	300,000.00	300,000.00	247,778.98	6,540.53		45,680.49	
WM18-303-389718: Lapse 12/31/18 CBS-1181	2,300,000.00	2,300,000.00	123,412.39	1,021,005.05	192,813.00	962,769.56	
WM18-303-389719: Lapse 12/31/18 CBS-1182	2,300,000.00	2,300,000.00			192,813.00	2,107,187.00	
GO21-375-310235: Lapse 12/31/21 CBS-1162	1,000,000.00	819,344.24				819,344.24	
NAPILI #3 FM REPLACEMENT							
WM17-303-378321: Lapse 12/31/17 CBS-1161	200,000.00	200,000.00	135,329.09	14,839.86		49,831.05	
SH/LN-341-390029: Lapse 12/31/19 CBS-1161	1,800,000.00	1,800,000.00		259,019.60	52,580.00	1,488,400.40	
WM20-303-301329: Lapse 12/31/20 CBS-1179	400,000.00	400,000.00		5,309.67		394,690.33	
GO21-375-310234: Lapse 12/31/21 CBS-1168	150,000.00						
GO21-375-310236: Lapse 12/31/21 CBS-1178	400,000.00						
NAPILI #4 FM REPLCMNT							
WM17-303-378322: Lapse 12/31/17 CBS-1174	200,000.00	200,000.00	134,931.93			65,068.07	
WM19-303-390028: Lapse 12/31/19 CBS-1180	400,000.00	400,000.00	255,051.00	49,567.60		95,381.40	

County of Maui
Capital Improvement Projects Report (Excluding Department of Water Supply)
As of 12/31/2020

13-909 Wastewater Facilities	Original Appropriation	Alloted To Date	Expenditure Prior Years	Expenditure Current Year	Amount Lapsed	Encumbrance	Allotment Balance
SH/LN-341-390030: Lapse 12/31/19 CBS-1174	1,800,000.00	1,800,000.00			468,559.00	1,331,441.00	
SH/LN-341-310038: Lapse 12/31/21 CBS-1180	4,600,000.00	4,600,000.00					4,600,000.00
LAHAINA WWRF R-1 PROCESS EXP							
WM20-303-301330: Lapse 12/31/20 CBS-3576	700,000.00	700,000.00			26.18	699,973.82	
KAANAPALI RESORT R-1 WATER DIS							
WM14-303-345374: Lapse 12/31/14 CBS-1952	700,000.00	700,000.00	31,360.00			668,640.00	
WEST MAUI RECYCLED WATER PROJ							
ARRA13-327-331183: C150054-23	3,500,000.00	3,500,000.00	3,205,090.33		131,612.00		163,297.67
WM14-303-345377: Lapse 12/31/14 CBS-1124	50,000.00	50,000.00			325.00	49,675.00	
WM16-303-367161: Lapse 12/31/16 CBS-1124	1,360,000.00	1,360,000.00			667,434.00	692,566.00	
GO21-375-301228: Lapse 12/31/20 CBS-1124	1,500,000.00	1,434,522.00				1,434,522.00	
GO21-375-310232: Lapse 12/31/21 CBS-1124	10,000,000.00	599,000.00		599,000.00			
GO21-375-310233: Lapse 12/31/21 CBS-1146	200,000.00						
LAHAINA WWRF PRIMARY ELECTRICA							
WM18-303-389746: Lapse 12/31/18 ORD#4808	2,423,472.00	2,423,472.00	168,559.00	394,149.20		1,860,763.80	
LAHAINA WWRF MODFCTN STAGE 1A							
GO08-367-369201: Lapse 12/31/06	1,000,000.00	1,000,000.00	891,829.00			108,171.00	
SH/LN-341-310037: Lapse 12/31/21 CBS-1144	3,400,000.00	3,400,000.00		3,308,303.51		91,391.28	305.21
LAHAINA WWRF ER GENERATOR RPLC							
WM20-303-301331: Lapse 12/31/20 CBS-5548	200,000.00	200,000.00				200,000.00	
20-322-301361: Lapse 12/31/20 CBS-5548	800,000.00	633,750.00				633,750.00	
	41,683,472.00	31,120,088.24	5,193,341.72	5,657,735.02	1,706,162.18	13,799,246.44	4,763,602.88
Countywide							
KIHEI WWRF CENTRAL LAB TRAILER							
GO21-375-310205: Lapse 12/31/21 CBS-1119	1,000,000.00						
GO21-375-310206: Lapse 12/31/21 CBS-1119	150,000.00						
GO21-375-310207: Lapse 12/31/21 CBS-1119	300,000.00						
GO21-375-310208: Lapse 12/31/21 CBS-1119	550,000.00						
CW EPA DECREE WW RECL RENOV							
WM16-303-367C63: Lapse 12/31/16 CBS-1119	2,000,000.00	2,000,000.00	1,785,539.72	4,490.30	44,388.88	130,559.86	35,021.24
WM17-303-378C04: Lapse 12/31/17 CBS-1119	1,600,000.00	1,600,000.00	1,524,274.97			75,725.03	
CW EPA DECREE COMPLIANCE PRJ							
WM14-303-345378: Lapse 12/31/14 CBS-1132	750,000.00	750,000.00	680,005.00		40,500.00	29,495.00	
WM15-303-356C73: Lapse 12/31/15 CBS-1132	1,080,000.00	1,080,000.00	908,646.19		156,394.86	14,958.95	
WM17-303-378C03: Lapse 12/31/17 CBS-1132	500,000.00	500,000.00	411,414.41			88,585.59	
WM18-303-389C01: Lapse 12/31/18 CBS-1132	500,000.00	500,000.00				500,000.00	
WM20-303-301C04: Lapse 12/31/20 CBS-1132	500,000.00	500,000.00			3,279.00	496,721.00	
WM21-303-310C03: Lapse 12/31/21 CBS-1132	500,000.00	500,000.00					500,000.00
CW WET WELL REHABILITATION							
WM15-303-356C76: Lapse 12/31/15 CBS-1126	1,000,000.00	1,000,000.00	447,148.36		87,752.64	465,099.00	
CW EPA COMPLIANCE WWRF							
WM18-303-389C02: Lapse 12/31/18 CBS-1119	2,000,000.00	2,000,000.00	1,653,200.21	138,964.21	124,260.33	83,575.25	
WM19-303-390C03: Lapse 12/31/19 CBS#1119	2,000,000.00	2,000,000.00	899,604.00	418,309.00	648,137.00	33,950.00	
WM20-303-301C02: Lapse 12/31/20 CBS-3182	1,500,000.00	1,500,000.00	284,743.33	122,764.75	185,763.63	906,728.29	

County of Maui
Capital Improvement Projects Report (Excluding Department of Water Supply)
As of 12/31/2020

13-909 Wastewater Facilities	Original Appropriation	Alloted To Date	Expenditure Prior Years	Expenditure Current Year	Amount Lapsed	Encumbrance	Allotment Balance
WM21-303-310C01: Lapse 12/31/21 CBS-1119	1,000,000.00	1,000,000.00					1,000,000.00
CW WW SYSTEM MODIFICATIONS							
WM15-303-356C75: Lapse 12/31/15 CBS-1128	1,000,000.00	1,000,000.00	927,977.97		.33	72,021.70	
WM16-303-367C65: Lapse 12/31/16 CBS-1128	500,000.00	500,000.00	480,964.69			19,035.31	
WM17-303-378C06: Lapse 12/31/17 CBS-1128	500,000.00	500,000.00	407,777.96		36,632.04	55,590.00	
WM18-303-389C03: Lapse 12/31/18 CBS-1128	1,000,000.00	1,000,000.00	547,272.39	88,925.77		363,801.84	
WM19-303-390C04: Lapse 12/31/19 CBS#1128	1,000,000.00	1,000,000.00	679,781.95	44,286.34	96,542.01	179,389.70	
WM20-303-301C03: Lapse 12/31/20 CBS-1128	1,000,000.00	1,000,000.00	289,305.16	6,089.06	199,642.46	504,963.32	
WM21-303-310C02: Lapse 12/31/21 CBS-1128	1,000,000.00	1,000,000.00		543,859.14		414,085.77	42,055.09
CW WW RTU UPGRADES							
WM19-303-390C07: Lapse 12/31/19 CBS#5040	2,000,000.00	2,000,000.00	333,116.30	102,696.24	486,420.00	1,077,767.46	
WM21-303-310C04: Lapse 12/31/21 CBS-5040	1,600,000.00	1,600,000.00					1,600,000.00
	26,530,000.00	24,530,000.00	12,260,772.61	1,470,384.81	2,109,713.18	5,512,053.07	3,177,076.33
TOTAL Wastewater Facilities	118,948,472.00	91,081,707.30	22,967,838.93	9,132,335.96	14,680,623.28	30,832,762.92	13,468,146.21

County of Maui
Capital Improvement Projects Report (Excluding Department of Water Supply)
As of 12/31/2020

<u>13-909 Wastewater Facilities</u>	<u>Original Appropriation</u>	<u>Alloted To Date</u>	<u>Expenditure Prior Years</u>	<u>Expenditure Current Year</u>	<u>Amount Lapsed</u>	<u>Encumbrance</u>	<u>Allotment Balance</u>
TOTAL CAPITAL PROJECTS FUND	571,172,630.07	475,789,976.01	178,857,002.41	38,838,291.03	28,937,915.97	186,415,840.23	42,740,926.37

**Countywide Capital Improvement Projects
as of December 31, 2020**

Project Number	Index Code	Project Title	Appropriation	Actual Expenditure	Encumbrance	Contract Number	Description
CBS-3182	310000	Environmental Compliance System Design/Construction	\$ 500,000.00				
Total			\$ 500,000.00	\$ -	\$ -		
CBS-1119	310001	CW EPA Compliance WWRF Renovation Projects	\$ 1,000,000.00				
Total			\$ 1,000,000.00	\$ -	\$ -		
CBS-1128	310002	CW WW System Modifications	\$ 1,000,000.00				
	315165	CW WW System Kihei WWRF RTU Upgrades		\$ 338,719.00		●C6206	SCADA Server and RTU Upgrade
	315168	CW WW System Miscellaneous Electrical		\$ 100,242.66	\$ 138,430.34	●C6917	Miscellaneous Electrical Projects
	315169	CW WW System Helene Hall Septic System			\$ 16,046.00	●C6794	Helene Hall Septic System Improvements
	315171	CW WW System Kihei WWPS #9			\$ 51,830.00	●C7013	Kihei WWPS #9 Modifications
	315176	CW WW System Wailuku/Kahului WWRF			\$ 23,260.43	●C6952	Wailuku-Kahului Pond Effluent Force Main Replacement
	315177	CW WW System N Kihei Mauka			\$ 4,519.00	●C6981	North Kihei Mauka Transmission System Underground Utilities
	315196	CW WW System Old Lahaina WWPS		\$ 104,897.48	\$ 180,000.00	●C6206 ●C6657	SCADA Server & RTU Upgrade Project Old Lahaina WWPS No 1. Decommission
Total			\$ 1,000,000.00	\$ 543,859.14	\$ 414,085.77		
CBS-1132	310003	CW EPA Compliance Project	\$ 500,000.00				
Total			\$ 500,000.00	\$ -	\$ -		
CBS-5040	310004	CW Wastewater RTU Upgrades	\$ 1,600,000.00				
Total			\$ 1,600,000.00	\$ -	\$ -		
CBS-1003	310047	CW Fire Facilities	\$ 200,000.00				
	315198	CW Fire Facilities Wailuku Restroom			\$ 70,311.96	●C7281	Wailuku Fire Station Restroom Renovations
Total			\$ 200,000.00	\$ -	\$ 70,311.96		
CBS-1117	310052	CW Parks ADA Improvements	\$ 250,000.00				
	315164	CW Parks ADA Wailuku Heights Park		\$ 54,418.60	\$ -	●C6925	Wailuku Heights Park Playground
	315180	CW Parks ADA Hana CC Building		\$ 1,620.00	\$ 44,142.00	●C7251	Hana Community Center Building Parking Improvements
Total			\$ 250,000.00	\$ 56,038.60	\$ 44,142.00		
CBS-4581	310053	CW Park Facilities	\$ 300,000.00				

**Countywide Capital Improvement Projects
as of December 31, 2020**

Project Number	Index Code	Project Title	Actual			Contract Number	Description
			Appropriation	Expenditure	Encumbrance		
	315166	CW Parks Facilities Haiku Comm Center	\$	-	\$ 110,988.66	●C6938	Haiku Community Center Restroom & Kitchen Improvements
	315186	CW Parks Facilities Hannibal Tavares Comm Center			\$ 1,804.67	●C6840	Hannibal Tavares Community Center Re-roofing & Repairs
	315194	CW Parks Facilities Kahului District Maintenance			\$ 185,648.00	●C7264	District Maintenance Operations Building
Total			\$ 300,000.00	\$ -	\$ 298,441.33		
CBS-6070	310077	CW Facility Maintenance Program	\$ 2,475,000.00				
	315167	CW Facility Design Molokai Baseyard	\$	11,618.27	\$ 11,853.15	●PO401461	Design Services for Molokai Baseyard Ph II
	315172	CW Facility KOM Ext Building Repair	\$	7,447.73		●PO402262	Scoping Meeting and Site Visit for Kalana O Maui Building Exterior Panel Repair and Waterproofing East & South Faces
Total			\$ 2,475,000.00	\$ 19,066.00	\$ 11,853.15		
CBS-6067	310079	CW Traffic and Safety Program	\$ 50,000.00				
Total			\$ 50,000.00	\$ -	\$ -		
CBS-6069	310080	CW Bridge and Drainage Program	\$ 2,850,000.00				
	315151	CW Bridge and Drainage Catchall			\$ 81,562.49	●PO399076 ●C7296	Surveying at 165 W Kuiaha Rd Haiku
	315189	CW Bridge and Drainage Haiku Rd			\$ 158,755.24	●C5217	Haiku Road Culvert Replacement
	315191	CW Bridge and Drainage Kahana Nui			\$ 394,030.90	●C7277/7284	Kahana Nui Bridge Replacement
Total			\$ 2,850,000.00	\$ -	\$ 634,348.63		
CBS-1023	310081	CW Road Resurfacing and Pavement Preservation	\$ 6,250,000.00				
	315154	CW Resurfacing/Pavement Catchall			\$ 11,818.34	●C5980	
		CW Road Resurfacing/Pavement Review Fee	\$	14,759.13		●Various RP	State of Hawaii Disability & Communications Access Board Review Fee
	315155						
	315161	CW Road Resurfacing Keanae Road Safety	\$	252,215.35	\$ 99,521.62	●C6675	Keanae Road Safety Improvements
	315163	CW Road Resurfacing Bridge Inspection/Evaluation			\$ 417,048.89	●C5995	Keanae Road Safety Improvements
	315170	CW Road Resurfacing Pavement Furnishing	\$	42,069.48	\$ 557,930.52	●C7179	Asphalt Concrete-Emulsified Asphalt
	315173	CW Resurfacing Cold Mix Asphalt			\$ 100,000.00	●C7180	Cold Mix Asphalt Concrete
	315175	CW Road Resurfacing Geotech Expl Services	\$	4,375.13	\$ 95,624.87	●C7205	Geotechnical Exploratory Services
	315178	CW Road Resurfacing East Maui District	\$	142.12	\$ 85,093.62	●PO403547/C 7256	East Maui District Resurfacing
	315179	CW Road Resurfacing Slurring Sealing			\$ 200,000.00	●C7238	Slurry Sealing

**Countywide Capital Improvement Projects
as of December 31, 2020**

Project Number	Index Code	Project Title	Appropriation	Actual Expenditure	Encumbrance	Contract Number	Description
	315181	CW Road Resurfacing Kamehameha/Hina			\$ 225.00	●C5303	Kamehameha Avenue Pavement
	315182	CW Road Resurfacing Lanai District		\$ 176.96	\$ 269,396.80	●PO404002/C7270	Lanai District Resurfacing
	315184	CW Road Resurfacing Upcountry Paia/Haiku		\$ 464.58	\$ 212,885.00	●PO404515/C7282	Upcountry and Paia-Haiku District Resurfacing
	315185	CW Road Resurfacing S Maui District		\$ 2,200.00		●RFP	State of Hawaii Disability & Communications Access Board Review Fee
	315192	CW Road Resurfacing Molokai District			\$ 339,921.64	●C7244	Molokai District Resurfacing
	315193	CW Road Resurfacing Various Maui District			\$ 228,118.25	●C7240	Central, South, West Maui District Resurfacing
	315199	CW Road Resurfacing Kahekili Hwy Rock			\$ 106,000.00	●PO405247	Emergency Kahekili Highway Rock Scaling
Total			\$ 6,250,000.00	\$ 316,402.75	\$ 2,723,584.55		
CBS-6067	310082	CW Traffic and Safety Program Wainee St Traffic-Safety Measures	\$ 1,720,000.00				
	315156	CW Traffic Kamehameha Ave		\$ 87.96	\$ 24,501.00	●PO403228/C7243	Kamehameha Ave St Light at Mahaolu St
	315174	CW Traffic/Safety Maui Lani Parkway		\$ 28,116.18	\$ 16,283.82	●C6773	Maui Lani Parkway & Kamehameha Ave Roundabout - Archaeological Services
	315183	CW Traffic/Safety Old Haleakala Sidewalk			\$ 27,809.00	●C6701	Haleakala Highway Sidewalks (Makawao Ave to Pukalani St)
	315187	CW Traffic/Safety Kahekili			\$ 26,840.42	●C7245	Kahekili Highway Guardrail Study
	315188	CW Traffic/Safety Wailea Road Pedestrian			\$ 25,500.00	●C6948	Waiale Rd Pedestrian Crossing Improvements
	315190	CW Traffic/Safety Ohukai Road		\$ 269.50	\$ 64,403.51	●PO404699/C7245	Ohukai Rd Sidewalk Improvements
	315300	CW Traffic/Safety Upcountry/Paia			\$ 30,040.00	●C7282	Upcountry and Paia-Haiku District Resurfacing
	315301	CW Traffic/Safety CM S-Area Tran			\$ 80,784.00	●C7298	Central Maui Sub-Area Transportation Study
Total			\$ 1,720,000.00	\$ 28,473.64	\$ 296,161.75		
CBS-5022	310284	CW Federal Aid Program	\$ 140,364.75				
	315241	CW Federal Aid Program S Kihei Road Pavement		\$ 1,051.22		●PO399893	South Kihei Road Pavement Rehabilitation
	315242	CW Federal Aid Program Iolani/Liholani/Makani Road		\$ 15,312.66	\$ 124,000.87	●C6846	Iolani-Loha-Liholani-Makani Road Pavement Reconstruction
Total			\$ 140,364.75	\$ 16,363.88	\$ 124,000.87		
CBS-6067	310085	CW Traffic and Safety Program	\$ 10,000.00				
Total			\$ 10,000.00	\$ -	\$ -		
CBS-5022	310288	CW Federal Aid Program	\$ 8,852,635.25				

**Countywide Capital Improvement Projects
as of December 31, 2020**

Project Number	Index Code	Project Title	Appropriation	Actual		Contract Number	Description	
				Expenditure	Encumbrance			
315243		CW Federal Aid Makawao Avenue Pavement Rehabilitation	\$	26,467.30	\$ 509,139.53	●C5935 ●C7197	Pavement Justification Reports for Various County Roadways Makawao Ave Pavement Rehabilitation, Apana Rd to Piihola Rd	
315244		CW Federal Aid Mill St Pavement Reconstruction	\$	1,756.21	\$ 30,800.00	●C6577	Mill Street Pavement Reconstruction (North Market St to Lower Main St)	
315246		CW Federal S Kihei Pavement	\$	2,968.10		●RFP	State of Hawaii Disability & Communications Access Board Review Fee	
315247		CW Federal Iolani/Liholani/Makani	\$	7,363.09	\$ 3,454,178.58	●PO404711/C7260/C7290	Iolani/Liholani/Makani Road pavement Reconstruction	
315249		CW Federal Pavement Justification Rpts			\$ 39,218.50	●C5935	Pavement Justification Reports for Various County Roadways	
315250		CW Federal Waikakoi/S Wailua			\$ 387,370.00	●C7268	Planning & Design Services for Waikakoi and South Wailua Bridge Replacement	
Total			\$	8,852,635.25	\$	38,554.70	\$	4,420,706.61
Grand Total			\$	27,698,000.00	\$	1,018,758.71	\$	9,037,636.62