

Council Chair
Alice L. Lee

Vice-Chair
Yuki Lei K. Sugimura

Presiding Officer Pro Tempore
Tasha Kama

Councilmembers
Tom Cook
Gabe Johnson
Tamara Paltin
Keani N.W. Rawlins-Fernandez
Shane M. Sinenci
Nohelani U'u-Hodgins



Director of Council Services
David M. Raatz, Jr., Esq.

Deputy Director of Council Services
Richelle K. Kawasaki, Esq.

COUNTY COUNCIL
COUNTY OF MAUI
200 S. HIGH STREET
WAILUKU, MAUI, HAWAII 96793
www.MauiCounty.us

May 14, 2024

The Honorable Alice L. Lee
Council Chair
County of Maui
Wailuku, Hawaii 96793

Dear Chair Lee:

SUBJECT: AMENDMENT TO BILL 61, CD1 (2024) (BFED-1)

May I request the attached proposed amendment to Bill 61, CD1 (2024), entitled "A BILL FOR AN ORDINANCE RELATING TO THE CAPITAL PROGRAM FOR THE FISCAL YEAR ENDING JUNE 30, 2025," be placed on the next Council meeting agenda.

Sincerely,

A handwritten signature in black ink that reads "Yuki Lei K. Sugimura". The signature is written in a cursive style with a large, prominent "Y" and "S".

YUKI LEI K. SUGIMURA, Chair
Budget, Finance, and Economic
Development Committee

bfed:ltr:001bch02:jgk

Attachment

MAUI COUNTY COUNCIL
Amendment Summary Form

Legislation: Bill 61, CD1 (2024), entitled “A BILL FOR AN ORDINANCE RELATING TO THE CAPITAL PROGRAM FOR THE FISCAL YEAR ENDING JUNE 30, 2025.”

Proposer: Yuki Lei K. Sugimura, Chair *Yuki Lei K. Sugimura*
Budget, Finance, and Economic Development Committee.

Description: Update the bill’s attachments.

Motions: Move to amend:

1. Under Section 2, strike “December 31, 2023” and insert in its place “March 31, 2024;”
2. Replace Appendices A-1 and A-2 with attachments containing information as of March 31, 2024; and
3. Incorporate nonsubstantive revisions.

Effect: See attached proposed FD1 version.

Attachment: Proposed FD1 version of Bill 61, CD1 (2024).

bfed:ltr:001basf02:jgk

ORDINANCE NO. _____

BILL NO. 61, CD1, FD1 (2024)

A BILL FOR AN ORDINANCE RELATING TO THE
CAPITAL PROGRAM FOR THE FISCAL YEAR ENDING JUNE 30, 2025

BE IT ORDAINED BY THE PEOPLE OF THE COUNTY OF MAUI:

SECTION 1. This Ordinance may be referred to as the “Fiscal Year 2025 Capital Program.”

SECTION 2. Pending Capital Improvement Projects. The Capital Improvement Projects Report as of March 31, 2024, is set forth in Appendices A-1 and A-2 (attached hereto and made a part hereof).

SECTION 3. Proposed Capital Program for Fiscal Years 2025 through 2030. The proposed Capital Program for Fiscal Years 2025 through 2030 is set forth in Appendix B (attached hereto and made a part hereof).

SECTION 4. If any provision of this Ordinance, or the application thereof to any person or circumstance, is held invalid by a court of competent jurisdiction, the invalidity shall not affect other provisions or applications of the Ordinance which can be given effect without the invalid provision of applications, and to this end, the provisions of this Ordinance are severable.

SECTION 5. This Ordinance takes effect on July 1, 2024.

APPROVED AS TO FORM AND LEGALITY:

KRISTINA C. TOSHIKIYO
Deputy Corporation Counsel
County of Maui

bfed:misc:001bbill01:jgk

INTRODUCED BY:

A handwritten signature in cursive script, appearing to read "John Lee", is written above a horizontal line.

Upon the request of the Mayor.

COUNTY OF MAUI
CAPITAL IMPROVEMENT PROJECTS REPORT

AS OF MARCH 31, 2024

AYYY-NNN-XXXXXX

AA - Source of Funding (see descriptions below)
 YY - Project Year (Budgeted Year)

NNN - FE Sub-fund

XXXXXX – Index Code (Appropriation #)

AA-Source of Funding Descriptions:

GF -	General Fund
GF/LN -	General Fund Loan
HY -	Highway Fund
BY -	Bikeway Fund
LC-	Liquor Control Fund
WM -	Wastewater Fund
SW -	Solid Waste Fund
GOLF -	Golf Fund
PA -	Parks Assessment Fund
SA -	Sewer Assessment Fund
GO -	Bond Issued
GOLAPS -	Lapsed Bond
FF -	Federal Funds
SH -	State Funds
ARRA -	ARRA Federal Funds
SH/LN -	State Revolving Fund
USDA -	USDA Loan
DOT -	State Dept of Transportation
PV -	Private Funds

County of Maui
Capital Improvement Projects Report (Excluding Department of Water Supply)
As of 3/31/2024

APPENDIX A-1

13-901 DRAINAGE	Original Appropriation	Alloted To Date	Expenditure Prior Years	Expenditure Current Year	Amount Lapsed	Encumbrance	Allotment Balance
Hana Community Plan Area							
MAHALAWA BRIGDE REPLCMNT GO21-375-301250: Lapse 12/31/20 CBS-1891	1,199,506.21	1,123,126.06	1,105,765.47			17,360.59	
WAIOPAI BRIDGE REPAIRS GO20-374-389282: Lapse 12/31/18 CBS-4598	339,113.64	293,200.00	291,191.74			2,008.26	
WAIKAKOI BRIDGE REPLACEMENT GO21-375-301290: Lapse 12/31/20 CBS-5043	850,000.00	850,000.00	342,948.55	30,442.86		476,608.59	
	2,388,619.85	2,266,326.06	1,739,905.76	30,442.86	0.00	495,977.44	0.00
Wailuku-Kahului Community Plan Area							
WAILUKU HTS DRAINLN/OUTLET RPR GO21-375-301247: Lapse 12/31/20 CBS-5508	1,000,000.00	606,378.94	30,570.54			575,808.40	
CERTIFICATION OF LEVEES NO.27 GO21-375-301246: Lapse 12/31/20 CBS-5507	380,000.00	377,435.00	262,725.85	5,073.81		109,635.34	
IAO STREAM BANK STABL @ MY GO21-375-390283: Lapse 12/31/19 CBS-5050	341,768.00	341,768.00	221,268.35	26,345.85		94,153.80	
CENTRAL MAUI DRAINAGE REPAIRS GO18-373-389261: Lapse 12/31/18 CBS-3189	536,716.33	536,716.33	450,824.05		77,492.28	8,400.00	
GO22-376-315291: Lapse 12/31/21 CBS-3189	1,198,103.57	1,097,025.62	882,641.00		9,525.77	204,858.85	
IAO STREAM FLOOD CTRL GO23-377-330293: Lapse 12/31/23 CBS-1070	7,700,000.00	5,502,377.33	19,155.14	132,176.19		5,351,046.00	
	11,156,587.90	8,461,701.22	1,867,184.93	163,595.85	87,018.05	6,343,902.39	0.00
West Maui Community Plan Area							
LAHAINA WATERSHED FLOOD CTRL GO14-371-321213: Lapse 12/31/12 CBS-1026	2,563,498.08	361,349.00	263,571.25			97,777.75	()
GO18-373-356216: Lapse 12/31/15 ORD#4095	997,900.00	216,315.36			211,164.36	5,151.00	
FF22-321-322500: NR21 5100 CBS-1026	1,229,230.00	1,229,230.00	263,399.83	25,329.42		940,500.75	
	4,790,628.08	1,806,894.36	526,971.08	25,329.42	211,164.36	1,043,429.50	(0.00)
Countywide							
CW DRAINAGE IMPROVEMENTS GO21-375-393C90: Lapse 12/31/19 CBS#1027	347,109.00	112,265.99	51,366.02		24,840.09	36,059.88	()
GO21-375-303C78: Lapse 12/31/20 CBS-1027	2,149,555.19	2,131,284.48	1,690,988.27	43,237.00	60,056.21	337,003.00	
CW DRAINLINE REPLACEMENT PROGR GO22-376-320C63: Lapse 12/31/22 CBS-6633	2,994,785.82	2,994,785.82	425,218.00	1,590,404.61	958,934.50	20,228.71	
GO23-377-326C63: Lapse 12/31/22 CBS-6633	705,214.18	460,242.98	154.12			460,088.86	
GO23-377-330C82: Lapse 12/31/23 CBS-6633	3,500,000.00	3,500,000.00		127,312.00		3,372,688.00	
GO23-377-340C80: Lapse 12/31/24 CBS-6633	5,000,000.00	644,537.00		29,368.91		615,168.09	
CW BRIDGE/DRAINAGE PROGRAM HY22-302-320C60: Lapse 12/31/22 CBS-6069	2,700,000.00	2,700,000.00	1,792,319.16	17,754.00	14,728.21	875,198.63	
GO22-376-320C62: Lapse 12/31/22 CBS-6069	221,570.00	221,570.00	189,507.08	19,897.12		12,165.80	
GO23-377-326C62: Lapse 12/31/22 CBS-6069	978,430.00	634,698.72	329,488.88	87,456.95		217,752.89	

County of Maui
Capital Improvement Projects Report (Excluding Department of Water Supply)
As of 3/31/2024

APPENDIX A-1

13-901 Drainage	Original Appropriation	Alloted To Date	Expenditure Prior Years	Expenditure Current Year	Amount Lapsed	Encumbrance	Allotment Balance
GF23-301-330C80: Lapse 12/31/23 CBS-6069	3,550,000.00	3,550,000.00	297,398.15	925,453.62	302,144.56	2,025,003.67	
GO23-377-330C81: Lapse 12/31/23 CBS-6069	6,500,000.00	2,109,385.75				2,109,385.75	
GF24-301-340C77: Lapse 12/31/24 CBS-6069	5,750,000.00	5,750,000.00		390,147.56		332,390.24	5,027,462.20
	34,396,664.19	24,808,770.74	4,776,439.68	3,231,031.77	1,360,703.57	10,413,133.52	5,027,462.20
TOTAL Drainage	52,732,500.02	37,343,692.38	8,910,501.45	3,450,399.90	1,658,885.98	18,296,442.85	5,027,462.20

County of Maui
Capital Improvement Projects Report (Excluding Department of Water Supply)
As of 3/31/2024

APPENDIX A-1

13-902 Other Projects	Original Appropriation	Alloted To Date	Expenditure Prior Years	Expenditure Current Year	Amount Lapsed	Encumbrance	Allotment Balance
Makawao-Pukalani-Kula Community Plan Area							
KULA AGRICULTURAL PRK PH 1 EXT							750,000.00
GF24-301-340095: Lapse 12/31/24 CBS-4621	750,000.00	750,000.00					
GO23-377-340294: Lapse 12/31/24 CBS-4621	10,000,000.00						
SOH UPCOUNTRY MAUI AGRI PARK							
SH20-323-301027: CBS-XXXX		3,500,000.00	479,611.78	24,772.00		893,054.22	2,102,562.00
	10,750,000.00	4,250,000.00	479,611.78	24,772.00	0.00	893,054.22	2,852,562.00
Wailuku-Kahului Community Plan Area							
COM GREENWASTE & BIOSOLIDS MGT							
SW22-305-320013: Lapse 12/31/22 CBS-6637	100,000.00	100,000.00	7,430.00			92,570.00	
HALAU OF OIWI ARTS							
GO23-377-330248: Lapse 12/31/23 CBS-7251	43,000,000.00	43,000,000.00	2,918,580.45	969,532.80		39,111,886.75	
	43,100,000.00	43,100,000.00	2,926,010.45	969,532.80	0.00	39,204,456.75	0.00
West Maui Community Plan Area							
WEST MAUI TOD CORRIDOR PLAN							
SH21-323-310010: CBS-XXXX		500,000.00	417,622.59	82,377.41			
STATE OF HAWAII DOH GRANT							
SH17-323-379517: C6-9993921 3	108,000.00	108,000.00	107,896.00				104.00
	108,000.00	608,000.00	525,518.59	82,377.41	0.00	0.00	104.00
Countywide							
TRANSPORTATION BASEYARD FACLTY							
GO23-377-340210: Lapse 12/31/24 CBS-7244	2,020,000.00						
CW EQUIP PW VARIOUS TRUCKS							
GO21-375-310243: Lapse 12/31/21 CBS-1218	2,191,597.32	2,191,597.32	1,568,974.46	622,622.86			()
GO22-376-320C27: Lapse 12/31/22 CBS#1218	1,130,314.13	1,130,314.13	347,397.66	480,593.39	.01	302,323.07	
GO23-377-326C27: Lapse 12/31/22 CBS#1218	1,324,685.87	1,097,723.38		912,872.28		184,851.10	
GO23-377-330239: Lapse 12/31/23 CBS-1218	5,155,000.00	5,143,276.07		1,229,170.67		3,914,105.40	
GO23-377-330241: Lapse 12/31/23 CBS-1218	600,000.00	572,077.14				572,077.14	
BUS STOPS & SHELTERS							
GF20-301-301419: Lapse 12/31/20 CBS-1039	200,000.00	200,000.00	102,873.00	1,162.00	7,200.00	88,765.00	
GO22-376-320276: Lapse 12/31/22 CBS-1039	461,136.17	461,136.17	133,620.72	75,313.52	3,736.49	248,465.44	()
GO23-377-326206: Lapse 12/31/22 CBS-1039	138,863.83	138,863.83				138,863.83	
GF23-301-330097: Lapse 12/31/23 CBS-1039	600,000.00	600,000.00				600,000.00	
GO23-377-340C92: Lapse 12/31/24 CBS-1039	600,000.00	47,500.00					47,500.00
	14,421,597.32	11,582,488.04	2,152,865.84	3,321,734.72	10,936.50	6,049,450.98	47,500.00
TOTAL Other Projects	68,379,597.32	59,540,488.04	6,084,006.66	4,398,416.93	10,936.50	46,146,961.95	2,900,166.00

County of Maui
Capital Improvement Projects Report (Excluding Department of Water Supply)
As of 3/31/2024

APPENDIX A-1

13-903 Government Facilities	Original Appropriation	Alloted To Date	Expenditure Prior Years	Expenditure Current Year	Amount Lapsed	Encumbrance	Allotment Balance
Hana Community Plan Area							
OLD HANA SCHOOL IMPRVMENT							
GO21-375-310254: Lapse 12/31/21 CBS-5530	1,453,078.30	1,453,078.30	1,404,686.46	7,784.53		40,607.31	
GO22-376-315254: Lapse 12/31/21 CBS-5530	396,921.70	396,921.70				396,921.70	
GO22-376-320241: Lapse 12/31/22 CBS-5530	2,840,278.30	2,840,278.30	5,200.00			2,835,078.30	
GO23-377-326241: Lapse 12/31/22 CBS-5530	159,721.70	159,721.70	18,117.85			141,603.85	
GOLAPS-350-330053: Lapse 12/31/23 CBS-5530	1,000,000.00	1,000,000.00		13,304.23	15,030.47	971,665.30	
GO23-377-340251: Lapse 12/31/24 CBS-5530	3,000,000.00						
HELENE HALL IMPROVEMENTS							
GO21-375-301266: Lapse 12/31/20 CBS-1971	800,000.00	445,220.00	278,302.40	27,761.60		139,156.00	()
	9,650,000.00	6,295,220.00	1,706,306.71	48,850.36	15,030.47	4,525,032.46	(0.00)
Paia-Haiku Community Plan Area							
HAIKU FIRE STATION							
GO23-377-320235: Lapse 12/31/22 CBS-1002	800,000.00	800,000.00	469,707.61	143,498.93		186,793.46	
GO23-377-330245: Lapse 12/31/23 CBS-1002	1,000,000.00	167,942.00				167,942.00	
BALDWIN AVE PUBLIC PRKG LOT IM							
GF23-301-330091: Lapse 12/31/23 CBS-6096	400,000.00	400,000.00				400,000.00	
	2,200,000.00	1,367,942.00	469,707.61	143,498.93	0.00	754,735.46	0.00
Makawao-Pukalani-Kula Community Plan Area							
MAKAWAO FIRE STN RENO/ADDN							
GO23-377-320231: Lapse 12/31/22 CBS-2314	770,000.00	770,000.00		294,943.55		475,056.45	
DMVL PUKALANI SATELLITE OFFICE							
GF21-301-315305: Lapse 12/31/21 CBS-XXXX		250,000.00	206,401.93		15,192.00	28,406.07	
	770,000.00	1,020,000.00	206,401.93	294,943.55	15,192.00	503,462.52	0.00
Wailuku-Kahului Community Plan Area							
WAILUKU CIVIC COMPLEX							
GO20-374-390235: Lapse 12/31/19 CBS-2789	36,968,794.19	36,968,794.19	33,978,110.67	2,972,303.98	18,379.54		
GO21-375-390237: Lapse 12/31/19 CBS-2789	5,031,205.81	4,560,413.23	4,517,868.69	42,544.54			
GF23-301-330046: Lapse 12/31/23 CBS-2789	1,200,000.00	1,200,000.00	676,290.00		826.00	522,884.00	
GO23-377-340243: Lapse 12/31/24 CBS-2789	3,515,000.00	3,417,522.94		3,373,139.02		44,383.92	
CENTRAL MAUI TRANSIT HUB							
GO22-376-320290: Lapse 12/31/22 CBS-5021	89,305.00	89,305.00	70,480.00	18,825.00			
GO23-377-326290: Lapse 12/31/22 CBS-5021	158,803.00	158,803.00	96,668.84	58,878.53		3,255.63	
GF23-301-330151: Lapse 12/31/23 CBS-5021		500,000.00		73,326.82		426,673.18	
ADMINISTRATION BUILDING ACQUIS							
GF24-301-340041: Lapse 12/31/24 CBS-7871	1,000,000.00	1,000,000.00					1,000,000.00
KAHULUI FIRE STN APPARATUS SHL							
GF20-301-301338: Lapse 12/31/20 CBS-2735	50,000.00	50,000.00	21,065.00		28,700.00	235.00	
KALANA O MAUI 2ND FLR DECK RPR							
GO21-375-301202: Lapse 12/31/20 CBS-5517	600,000.00	484,351.75	307,349.34			177,002.41	

County of Maui
Capital Improvement Projects Report (Excluding Department of Water Supply)
As of 3/31/2024

APPENDIX A-1

13-903 Government Facilities	Original Appropriation	Alloted To Date	Expenditure Prior Years	Expenditure Current Year	Amount Lapsed	Encumbrance	Allotment Balance
CLERK'S OFFICE RENOVATIONS							
GF24-301-340093: Lapse 12/31/24 CBS-7893	60,000.00	60,000.00					60,000.00
NEW COUNTY SVC CENTER							
GOLAPS-350-310051: Lapse 12/31/21 CBS-2324	1,577,679.00	1,577,679.00	1,289,735.48	26,489.27	261,454.25		
KALANA O MAUI FIRE SPRKLR IMPR							
GO21-375-301229: Lapse 12/31/20 CBS-5025	449,813.38	388,325.00	360,078.65		3,511.46	24,734.89	
EMERGENCY MGT OFFICE RENOVTN							
GO21-375-301225: Lapse 12/31/20 CBS-5518	448,811.86	274,675.75	21,639.63		241,249.25	11,786.87	
KALANA PAKUI BLDG AC RPLCMNT							
GO21-375-301244: Lapse 12/31/20 CBS-3579	600,000.00	540,450.38	523,450.38			17,000.00	
CHILDREN'S PEACE CENTER							
GO22-376-315276: Lapse 12/31/21 CBS-5528	1,340,456.00	1,340,456.00	1,337,932.17	2,174.12		349.71	
60 SOUTH CHURCH ST BLDG RENO							
GOLAPS-350-320038: Lapse 12/31/22 CBS-6651	1,872,000.00	1,872,000.00	1,712,984.85	78,780.71		80,234.44	
GO23-377-326236: Lapse 12/31/22 CBS-6651	7,000,000.00	7,000,000.00	1,495,912.70	1,586,928.94		3,917,158.36	
GO23-377-330247: Lapse 12/31/23 CBS-6651	810,000.00	810,000.00	2,260.40			807,739.60	
GOLAPS-350-340044: Lapse 12/31/24 CBS-6651	2,349,957.00	2,349,957.00				563,103.76	1,786,853.24
GO23-377-340242: Lapse 12/31/24 CBS-6651	150,043.00	150,043.00				150,043.00	
OCS OFFICE RENOVATIONS							
GF24-301-340107: Lapse 12/31/24 CBS-XXXX	60,000.00	60,000.00		57,279.00			2,721.00
TRANSPORTATION BASEYARD							
GOLAPS-350-330139: Lapse 12/31/23 CBS-7244		10,000,000.00				10,000,000.00	
GO23-377-330298: Lapse 12/31/23 CBS-7244	9,436,902.00	7,416,902.00	3,750.00			7,413,152.00	
ACQ OF 2145 KAOHU ST BLDG/PROP							
GF23-301-330172: Lapse 12/31/23		3,850,000.00	16,432.27	3,806,757.22	26,810.51		
	74,768,770.24	86,119,678.24	46,432,009.07	12,097,427.15	580,931.01	24,159,736.77	2,849,574.24
Kihei-Makena Community Plan Area							
SOUTH MAUI CONSOLID MAINT OPER							
GF21-301-310056: Lapse 12/31/21 CBS-2742	30,000.00	30,000.00	4,500.00			25,500.00	
West Maui Community Plan Area							
LAHAINA POLICE STATION							
GF24-301-340072: Lapse 12/31/24 CBS-1885	500,000.00	500,000.00					500,000.00
Lanai Community Plan Area							
LANAI FIRE STN IMPROVEMENTS							
GF18-301-389723: Lapse 12/31/18 CBS-1005	110,000.00	110,000.00	18,705.40		83,278.00	8,016.60	
GO21-375-301235: Lapse 12/31/20 CBS-1005	1,872,000.00	439,223.00	360,083.93	51,840.70		27,298.37	
GO22-376-320230: Lapse 12/31/22 CBS-1005	2,600,000.00	2,600,000.00	831,840.28	1,530,899.26		237,260.46	
LANAI BASEYARD IMPRV							
GO18-373-378286: Lapse 12/31/17 CBS-3239	300,000.00	172,182.00	130,964.46		4,550.00	36,667.54	
GO22-376-320272: Lapse 12/31/22 CBS-3239	83,330.00	83,330.00	49,271.46			34,058.54	
GO23-377-326202: Lapse 12/31/22 CBS-3239	816,670.00	816,670.00				816,670.00	

County of Maui
Capital Improvement Projects Report (Excluding Department of Water Supply)
As of 3/31/2024

APPENDIX A-1

13-903 Government Facilities	Original Appropriation	Alloted To Date	Expenditure Prior Years	Expenditure Current Year	Amount Lapsed	Encumbrance	Allotment Balance
	5,782,000.00	4,221,405.00	1,390,865.53	1,582,739.96	87,828.00	1,159,971.51	0.00
Molokai Community Plan Area							
HOOLEHUA FIRE STATION RENOV							
GF22-301-320032: Lapse 12/31/22 CBS-6065	550,000.00	550,000.00	384,932.20	157,725.28		7,342.52	
MOLOKAI BASEYARD							
GOLAPS-350-378392: Lapse 12/31/17 CBS-1211	3,703,000.00	3,703,000.00	3,452,037.00		4,905.00	246,058.00	
PUKO'O FIRE STN RENOVATION							
GO23-377-320234: Lapse 12/31/22 CBS-6667	500,000.00	390,000.00	126,082.76	147,366.45		116,550.79	
GF24-301-340040: Lapse 12/31/24 CBS-6667	850,000.00	850,000.00		2,350.00			847,650.00
MOLOKAI POLICE STATION							
GF24-301-340071: Lapse 12/31/24 CBS-5536	500,000.00	500,000.00					500,000.00
MOLOKAI POLICE STN ROOF REPLAC							
GF21-301-310075: Lapse 12/31/21 CBS-6095	500,000.00	500,000.00	59,320.70		439,886.00	793.30	
	6,603,000.00	6,493,000.00	4,022,372.66	307,441.73	444,791.00	370,744.61	1,347,650.00
Countywide							
CW FIRE FACILITIES							
GF20-301-301C34: Lapse 12/31/20 CBS-1003	500,000.00	500,000.00	455,104.25		39,000.00	5,895.75	
GF21-301-310C47: Lapse 12/31/21 CBS-1003	200,000.00	200,000.00	185,800.66		14,199.34		
GF22-301-320C29: Lapse 12/31/22 CBS-1003	300,000.00	300,000.00	270,068.74		29,931.26		
GF23-301-330C43: Lapse 12/31/23 CBS-1003	775,000.00	775,000.00	56,893.67	94,687.27	27,806.33	595,612.73	
GF24-301-340C38: Lapse 12/31/24 CBS-1003	541,000.00	541,000.00		51,029.57		23,000.00	466,970.43
CENTRAL MAUI TRANSIT HUB							
GO21-375-310296: Lapse 12/31/21 CBS-5021	1,870,344.18	1,870,344.18	1,017,565.75	852,778.43			
GO22-376-315296: Lapse 12/31/21 CBS-5021	429,655.82	181,547.93	113,119.90	68,428.00	.03		
CW FACILITY BLDG IMPROVEMENTS							
GF18-301-389C48: Lapse 12/31/18 CBS-1032	500,000.00	500,000.00	352,686.74		138,163.26	9,150.00	
GF19-301-390C70: Lapse 12/31/19 CBS#1032	425,000.00	425,000.00	352,591.18		35,939.11	36,469.71	
GF20-301-301C79: Lapse 12/31/20 CBS-1032	450,000.00	450,000.00	360,126.95		9,752.09	80,120.96	
CW POLICE FACILITIES							
GF22-301-320C57: Lapse 12/31/22 CBS-1010	800,000.00	800,000.00	220,458.47	200,000.00	2,403.53	377,138.00	
GF23-301-330C74: Lapse 12/31/23 CBS-1010	1,610,000.00	2,410,000.00	23,019.00	110,731.85	1,328,063.00	948,186.15	
GF24-301-340C69: Lapse 12/31/24 CBS-1010	2,714,000.00	2,714,000.00				26,132.00	2,687,868.00
CW FAC MAINT PRG PROS BASEMENT							
GO21-375-310278: Lapse 12/31/21 CBS-6070	62,010.01	62,010.01	50,038.69	4,541.99		7,429.33	
GF21-301-310C77: Lapse 12/31/21 CBS-6070	2,475,000.00	2,475,000.00	1,041,104.19	1,273,060.87	129,472.02	31,362.92	()
GF22-301-320C58: Lapse 12/31/22 CBS-6070	640,000.00	640,000.00	158,007.12	157.56	423,937.96	57,897.36	()
GO22-376-320C59: Lapse 12/31/22 CBS-6070	1,019,832.25	1,019,832.25	942,807.96	53,880.76		23,143.53	
GO23-377-326C59: Lapse 12/31/22 CBS-6070	280,167.75	208,609.65	58,609.65	75,000.00		75,000.00	
GF23-301-330C76: Lapse 12/31/23 CBS-6070	1,850,000.00	1,850,000.00	25,322.50	703,023.98	459,353.60	662,299.92	
GO23-377-330C78: Lapse 12/31/23 CBS-6070	850,000.00	850,000.00		34,889.00		815,111.00	
GF24-301-340C74: Lapse 12/31/24 CBS-6070	1,025,000.00	1,025,000.00					1,025,000.00
GO23-377-340C76: Lapse 12/31/24 CBS-6070	4,250,000.00	1,305,091.11				1,305,091.11	
RADIO SYSTEM FACILITY UPGRADES							

County of Maui
Capital Improvement Projects Report (Excluding Department of Water Supply)
As of 3/31/2024

APPENDIX A-1

13-903 Government Facilities	Original Appropriation	Alloted To Date	Expenditure Prior Years	Expenditure Current Year	Amount Lapsed	Encumbrance	Allotment Balance
GO23-377-340C70: Lapse 12/31/24 CBS-7879	3,980,000.00	149,731.56				149,731.56	
DPW HIGHWAYS CW BASEYARD FACIL							
GF23-301-330C77: Lapse 12/31/23 CBS-7232	500,000.00	500,000.00		137,389.12		362,610.88	
GO23-377-330C79: Lapse 12/31/23 CBS-7232	2,357,000.00	1,150,000.00				1,150,000.00	
GF24-301-340C73: Lapse 12/31/24 CBS-7232	300,000.00	300,000.00		50,606.79		139,393.21	110,000.00
GO23-377-340C75: Lapse 12/31/24 CBS-7232	2,300,000.00	620,898.63				620,898.63	
	33,004,010.01	23,823,065.32	5,683,325.42	3,710,205.19	2,638,021.53	7,501,674.75	4,289,838.43
TOTAL Government Facilities	133,307,780.25	129,870,310.56	59,915,488.93	18,185,106.87	3,781,794.01	39,000,858.08	8,987,062.67

County of Maui
Capital Improvement Projects Report (Excluding Department of Water Supply)
As of 3/31/2024

APPENDIX A-1

13-904 Parks and Recreation	Original Appropriation	Alloted To Date	Expenditure Prior Years	Expenditure Current Year	Amount Lapsed	Encumbrance	Allotment Balance
Hana Community Plan Area							
PA'ANI MAI PARK IMPROVM							
GF15-301-356402: Lapse 12/31/15 CBS-2328	300,000.00	300,000.00	163,599.50		29,840.00	106,560.50	
HANA PRK TENNIS/BBALL COURTS							
GF21-301-310055: Lapse 12/31/21 CBS-5531	1,290,000.00	1,290,000.00	6,183.00	6,695.00		1,277,122.00	
HELENE HALL IMPROVEMENTS							
GO18-373-389230: Lapse 12/31/18 CBS-1971	85,787.12	85,787.12	75,377.42			10,409.70	
GO23-377-320242: Lapse 12/31/22 CBS-1971	1,300,000.00	1,300,000.00	161,425.75	18,000.00		1,120,574.25	
GF24-301-340052: Lapse 12/31/24 CBS-1971	600,000.00	600,000.00				597,884.00	2,116.00
HANA-KEANAE-KAILUA PARKS							
GF16-301-367101: Lapse 12/31/16 CBS-2350	446,250.00	446,250.00	413,115.50			33,134.50	
GF20-301-301347: Lapse 12/31/20 CBS-2350	450,000.00	450,000.00	77,610.00			372,390.00	
KEANAE SEPTIC SYSTEM IMPRVMT							
GF24-301-340053: Lapse 12/31/24 CBS-7864	150,000.00	150,000.00					150,000.00
	4,622,037.12	4,622,037.12	897,311.17	24,695.00	29,840.00	3,518,074.95	152,116.00
Paia-Haiku Community Plan Area							
ALFRED BOTEILHO,SR. GYM IMP							
GO21-375-390268: Lapse 12/31/19 CBS-5056	1,497,500.00	19,906.13	8,222.78			11,683.35	
GO21-375-301261: Lapse 12/31/20 CBS-5056	1,897,880.00	1,897,880.00				1,897,880.00	
GF22-301-320045: Lapse 12/31/22 CBS-5056	500,000.00	500,000.00			303,172.00	196,828.00	
HAIKU PARK RESTROOM							
PA20-309-301363: Lapse 12/31/20 CBS-5534	510,000.00	510,000.00	111,281.37	1,989.50	392,334.26	4,394.87	
GF21-301-310064: Lapse 12/31/21 CBS-5534	629,147.00	629,147.00	362,343.00		258,569.00	8,235.00	
PA21-309-310068: Lapse 12/31/21 CBS-5534	392,334.00	392,334.00	183,337.53	160,910.89		48,085.58	
GO23-377-320293: Lapse 12/31/22 CBS-XXXX	745,000.00	745,000.00				745,000.00	
LOWER PAIA PARK PARKING LOT							
GF21-301-310065: Lapse 12/31/21 CBS-6073	600,000.00	600,000.00	38,651.48	2,675.52	558,673.00		
GF23-301-330061: Lapse 12/31/23 CBS-6073	1,000,000.00	1,000,000.00			30.00	999,970.00	
GF24-301-340152: Lapse 12/31/24 CBS-6073	510,500.00	510,500.00					510,500.00
PAIA-HAIKU PARKS SYSTEM							
GO21-375-390264: Lapse 12/31/19 CBS-2348	590,045.05	544,781.49	492,333.99			52,447.50	
LOWER PAIA INTERIM PARKING LOT							
GF22-301-320046: Lapse 12/31/22 CBS-6659	120,000.00	120,000.00	9,400.00	47,646.98	4,357.87	58,595.15	
	8,992,406.05	7,469,548.62	1,205,570.15	213,222.89	1,517,136.13	4,023,119.45	510,500.00
Makawao-Pukalani-Kula Community Plan Area							
MAKAWAO BOYS & GIRLS CLUB ROOF							
GF24-301-340060: Lapse 12/31/24 CBS-7862	100,000.00	100,000.00					100,000.00
MAK-PUK-KULA ULU PARKS							
GF16-301-367103: Lapse 12/31/16 CBS-2349	435,000.00	435,000.00	410,572.50	18,455.02	5,972.48		()
WAIAKOA GYM IMPROVEMENTS							
GO22-376-310261: Lapse 12/31/21 CBS-2329	430,000.00	430,000.00	84,201.30			345,798.70	

County of Maui
Capital Improvement Projects Report (Excluding Department of Water Supply)
As of 3/31/2024

APPENDIX A-1

13-904 Parks and Recreation	Original Appropriation	Alloted To Date	Expenditure Prior Years	Expenditure Current Year	Amount Lapsed	Encumbrance	Allotment Balance
	965,000.00	965,000.00	494,773.80	18,455.02	5,972.48	345,798.70	100,000.00
Wailuku-Kahului Community Plan Area							
WAIEHU GC STARTER BOOTH/RESTO							
GO18-373-378257: Lapse 12/31/17 CBS-1202	500,000.00	494,800.00	409,241.00			85,559.00	
NEW KAHULUI COM'TY CTR							
GF18-301-389742: Lapse 12/31/18 CBS-4628	250,000.00	250,000.00	51,367.64			198,632.36	
CENTRAL MAUI PARKS SYSTEM							
GF19-301-390062: Lapse 12/31/19 CBS-2351	240,000.00	240,000.00	210,852.04			29,147.96	
GF20-301-301367: Lapse 12/31/20 CBS-2351	600,000.00	600,000.00	338,951.63		234,120.24	26,928.13	()
WAR MEMORIAL FB STD & TRK REHA							
GF21-301-310072: Lapse 12/31/21 CBS-5539	600,000.00	600,000.00	347,592.70	252,407.30			
GF22-301-320053: Lapse 12/31/22 CBS-5539	210,000.00	210,000.00	112,947.14	97,052.86			
GO23-377-330262: Lapse 12/31/23 CBS-5539	7,200,000.00	7,189,527.48	1,579,105.08	89,425.11		5,520,997.29	
WM GYM BLDG IMPRVMT							
GO21-375-310267: Lapse 12/31/21 CBS-4616	737,548.00	737,548.00	262,006.02	237,360.96		238,181.02	
GO22-376-315267: Lapse 12/31/21 CBS-4616	262,452.00	262,452.00				262,452.00	
GO22-376-320248: Lapse 12/31/22 CBS-4616	38,916.50	38,916.50	27.50	38,889.00			
GO23-377-326248: Lapse 12/31/22 CBS-4616	14,961,083.50	14,961,083.50		2,832,427.60		12,128,655.90	
GOLAPS-350-330068: Lapse 12/31/23 CBS-4616	2,543,207.00	2,543,207.00				2,543,207.00	
GO23-377-330263: Lapse 12/31/23 CBS-4616	10,806,793.00	10,806,793.00				10,806,793.00	
GF24-301-340064: Lapse 12/31/24 CBS-4616	4,000,000.00	4,000,000.00		31,594.21		12,617.00	3,955,788.79
KANAHA BCH PRK MP IMPRVMT							
GF20-301-301368: Lapse 12/31/20 CBS-4583	250,000.00	250,000.00	106,857.37		3,635.00	139,507.63	
GF22-301-320050: Lapse 12/31/22 CBS-4583	75,000.00	75,000.00				75,000.00	
KEPANIWAI HERITAG GARDENS IMPR							
GF22-301-320097: Lapse 12/31/22 CBS-1143	753,027.00	753,027.00	538,074.65	214,952.35			
GF23-301-330067: Lapse 12/31/23 CBS-1143	500,000.00	500,000.00	36,541.00	67,747.00	958.00	394,754.00	
KEOPUOLANI FIELD LIGHTS REPLCM							
GF24-301-340140: Lapse 12/31/24 ORD#5594	300,000.00	300,000.00					300,000.00
KEHALANI MAUKA PARK IMPROVEMEN							
GF22-301-320051: Lapse 12/31/22 CBS-5516	150,000.00	150,000.00	48,530.81		78.00	101,391.19	
LIHIKAI SCHOOL PARK SITE IMPRV							
GF22-301-320052: Lapse 12/31/22 CBS-6645	1,500,000.00	1,500,000.00	82.50			1,499,917.50	
GF23-301-330135: Lapse 12/31/23 ORD#5488		654,000.00			5,770.13	648,229.87	
VELMA McWAYNE SANTOS CTR IMPR							
GO21-375-310268: Lapse 12/31/21 CBS-6072	109,311.00	109,311.00	99,894.99	9,416.01			
GO22-376-315268: Lapse 12/31/21 CBS-6072	140,689.00	6,375.00		6,375.00			
GO22-376-320247: Lapse 12/31/22 CBS-6072	213,141.81	213,141.81	72,044.31	108,647.75		32,449.75	
GO23-377-326247: Lapse 12/31/22 CBS-6072	1,911,858.19	1,796,172.19	187,916.00	1,608,256.19			
GO23-377-330203: Lapse 12/31/23 ORD#5488	1,855,000.00	1,855,000.00		79,205.40		1,775,794.60	
CENTRAL MAUI REGIONAL PARK							
GF20-301-301372: Lapse 12/31/20 CBS-1214	500,000.00	500,000.00	28,001.00			471,999.00	
CM REG'L SPRTS CMLPX MAINT							

County of Maui
Capital Improvement Projects Report (Excluding Department of Water Supply)
As of 3/31/2024

APPENDIX A-1

	Original Appropriation	Alloted To Date	Expenditure Prior Years	Expenditure Current Year	Amount Lapsed	Encumbrance	Allotment Balance
13-904 Parks and Recreation							
GO21-375-301241: Lapse 12/31/20 CBS-3209 WELLS PARK MASTER PLAN IMPL	1,745,000.00	1,745,000.00	1,733,438.90	11,561.10			
GO21-375-390265: Lapse 12/31/19 CBS-4584 ICHIRO MAEHARA BB STDM IMPRV	26,177.00	25,950.00				25,950.00	
GF22-301-320049: Lapse 12/31/22 CBS-5481 CENTRAL MAUI PICKLEBALL COURTS	800,000.00	800,000.00	580,728.54	213,251.49	6,019.97		
GF23-301-330064: Lapse 12/31/23 CBS-7245	150,000.00	150,000.00		86,449.33		63,550.67	
GF24-301-340061: Lapse 12/31/24 CBS-7245 CONST MAINT BASEYARD IMP	1,000,000.00	1,000,000.00				39,319.00	960,681.00
GF23-301-330065: Lapse 12/31/23 CBS-7239	175,000.00	175,000.00	28,499.06	101,122.67		45,378.27	
GF24-301-340062: Lapse 12/31/24 CBS-7239 KEOPUOLANI BASEYARD IMPROVEMNT	500,000.00	500,000.00				28,707.00	471,293.00
GF24-301-340063: Lapse 12/31/24 CBS-7860	150,000.00	150,000.00					150,000.00
	55,754,204.00	56,142,304.48	6,772,699.88	6,086,141.33	250,581.34	37,195,119.14	5,837,762.79
Kihei-Makena Community Plan Area							
WAIPUILANI PARK IRRIGATION							
GF16-301-367108: Lapse 12/31/16 CBS-2359	800,000.00	800,000.00	533,870.74		239,500.00	26,629.26	
GF17-301-378341: Lapse 12/31/17 CBS-2359	100,000.00	100,000.00	18,758.13		81,137.23	104.64	
GF18-301-389756: Lapse 12/31/18 ORD#4796	81,137.00	81,137.00	29,427.85		44,151.81	7,557.34	
SOUTH MAUI COMMUNITY PARK							
PA19-309-390044: Lapse 12/31/19 CBS-1118	500,000.00	500,000.00	152,676.21			347,323.79	
WAIPUILANI PARK COURT IMPRVMT							
GF24-301-340055: Lapse 12/31/24 CBS-7856	150,000.00	150,000.00					150,000.00
SOUTH MAU BEACH PARK PRKNG LOT							
GF21-301-310057: Lapse 12/31/21 CBS-5552	100,000.00	100,000.00	95,540.00			4,460.00	
GO21-375-310258: Lapse 12/31/21 CBS-5552	439,540.53	439,540.53	386,120.27	7,705.36		45,714.90	
GO22-376-315258: Lapse 12/31/21 CBS-5552	60,459.47	55,437.10	44,520.00			10,917.10	
GF22-301-320043: Lapse 12/31/22 CBS-5552	775,000.00	775,000.00	70,993.05	367,435.99		336,570.96	
PA23-309-330057: Lapse 12/31/23 CBS-5552	775,000.00	775,000.00		129,000.00	360,091.83	285,908.17	
GF24-301-340054: Lapse 12/31/24 CBS-5552	1,550,000.00	1,550,000.00					1,550,000.00
PA24-309-340056: Lapse 12/31/24 CBS-5552	400,000.00	400,000.00					400,000.00
KIHEI COMMUNITY CTR IMPROVMTS							
GF23-301-330055: Lapse 12/31/23 CBS-6644	600,000.00	600,000.00		99,930.33		500,069.67	
GF24-301-340151: Lapse 12/31/24 CBS-6644	800,000.00	800,000.00					800,000.00
	7,131,137.00	7,126,114.63	1,331,906.25	604,071.68	724,880.87	1,565,255.83	2,900,000.00
West Maui Community Plan Area							
WEST MAUI PARKS SYSTEM							
GF19-301-390066: Lapse 12/31/19 CBS-2344	462,000.00	462,000.00	452,121.46	5,518.00	4,360.54		
GF20-301-301374: Lapse 12/31/20 CBS-2344	500,000.00	500,000.00	465,798.63	20,407.00	1,301.37	12,493.00	
LAUNIUPOKO MASTER PLAN							
PA19-309-390067: Lapse 12/31/19	500,000.00	500,000.00				500,000.00	
NAPILI PARK IMPROVEMENTS							

County of Maui
Capital Improvement Projects Report (Excluding Department of Water Supply)
As of 3/31/2024

APPENDIX A-1

13-904 Parks and Recreation	Original Appropriation	Alloted To Date	Expenditure Prior Years	Expenditure Current Year	Amount Lapsed	Encumbrance	Allotment Balance
PA22-309-320056: Lapse 12/31/22 CBS-6652	350,000.00	350,000.00	62,763.00	13,753.50	257,294.00	16,189.50	
PA23-309-330073: Lapse 12/31/23 CBS-6652	250,000.00	250,000.00	7,648.00			242,352.00	
PA24-309-340067: Lapse 12/31/24 CBS-6652	750,000.00	750,000.00				636,758.00	113,242.00
WEST MAUI PARK PLAYGROUND IMPR							
PA24-309-340068: Lapse 12/31/24 CBS-7896	1,000,000.00	1,000,000.00					1,000,000.00
LAHAINA CIVIC CENTER REHAB							
GF22-301-320054: Lapse 12/31/22 CBS-6077	600,000.00	600,000.00	215,237.65	38,782.00	186,650.35	159,330.00	
GO23-377-330271: Lapse 12/31/23 CBS-6077	1,000,000.00	1,000,000.00	19,159.73	127,989.00		852,851.27	
GF24-301-340065: Lapse 12/31/24 CBS-6077	4,750,000.00	4,750,000.00				3,168,254.73	1,581,745.27
PA24-309-340066: Lapse 12/31/24 CBS-6077	650,000.00	650,000.00					650,000.00
LAHAINA CIVIC CTR TENNIS COURT							
GF22-301-320055: Lapse 12/31/22 CBS-6647	425,000.00	425,000.00	32.00		387,105.00	37,863.00	
LAHAINA REC CENTER IMPROVEMENT							
PA23-309-330072: Lapse 12/31/23 CBS-7256	825,000.00	825,000.00	1,200.00		377,200.00	446,600.00	
LAUNIUPOKO WATERLINE IMPRV							
GF23-301-330069: Lapse 12/31/23 CBS-7241	500,000.00	500,000.00		18,050.00	390,548.00	91,402.00	
PULELEHUA COUNTY PARK							
GF23-301-330070: Lapse 12/31/23 CBS-7240	250,000.00	250,000.00				250,000.00	
	12,812,000.00	12,812,000.00	1,223,960.47	224,499.50	1,604,459.26	6,414,093.50	3,344,987.27
Lanai Community Plan Area							
FRASER AVENUE DOG PARK							
GF24-301-340058: Lapse 12/31/24 CBS-7894	400,000.00	400,000.00					400,000.00
FIFTH STREET COURTS RESRF/IMPR							
GF23-301-330058: Lapse 12/31/23 CBS-7242	176,405.00	176,405.00		94,041.88	36,994.73	45,368.39	
GF24-301-340057: Lapse 12/31/24 CBS-7242	700,000.00	700,000.00				4,335.06	695,664.94
LANAI YOUTH CTR/SKATE PRK							
GO21-375-301231: Lapse 12/31/20 CBS-6052	3,497,000.00	285,010.11	46,514.10	65,912.27		172,583.74	
GO23-377-330259: Lapse 12/31/23 CBS-6052	10,668,000.00	9,320,600.00	2,029,888.00	4,027,045.54		3,263,666.46	
GO23-377-340209: Lapse 12/31/24 CBS-6052	2,914,000.00						
LANAI COMMUNITY FIELD HOUSE							
GF24-301-340059: Lapse 12/31/24 CBS-7895	80,000.00	80,000.00					80,000.00
	18,435,405.00	10,962,015.11	2,076,402.10	4,186,999.69	36,994.73	3,485,953.65	1,175,664.94
Molokai Community Plan Area							
KAUNAKAKAI GYM REHABILITATION							
GF21-301-310062: Lapse 12/31/21 CBS-6074	250,000.00	250,000.00	116,248.00			133,752.00	
KILOHANA RECREATION CTR RENOV							
GF21-301-310063: Lapse 12/31/21 CBS-6097	250,000.00	250,000.00	127,103.68			122,896.32	
MOLOKAI PARKS SYSTEM							
GF19-301-390056: Lapse 12/31/19 CBS-2346	635,000.00	635,000.00	524,060.78		92,967.72	17,971.50	
GF20-301-301360: Lapse 12/31/20 CBS-2346	275,000.00	275,000.00	81,500.00		164,311.00	29,189.00	
	1,410,000.00	1,410,000.00	848,912.46	0.00	257,278.72	303,808.82	0.00

County of Maui
Capital Improvement Projects Report (Excluding Department of Water Supply)
As of 3/31/2024

APPENDIX A-1

13-904 Parks and Recreation	Original Appropriation	Alloted To Date	Expenditure Prior Years	Expenditure Current Year	Amount Lapsed	Encumbrance	Allotment Balance
Countywide							
CW PARK PLAYGROUND IMPRV							
GF19-301-390C38: Lapse 12/31/19 CBS#3232	1,000,000.00	1,000,000.00	889,530.26		33,525.24	76,944.50	
GF20-301-301C42: Lapse 12/31/20 CBS-3232	500,000.00	500,000.00	354,980.16	6,700.00	138,319.84		
PA22-309-320C41: Lapse 12/31/22 CBS-3232	600,000.00	600,000.00	28,790.76	361,749.00	209,460.24		
GF23-301-330C49: Lapse 12/31/23 CBS-3232	450,000.00	450,000.00				450,000.00	
PA23-309-330C52: Lapse 12/31/23 CBS-3232	650,000.00	650,000.00			285,288.12	364,711.88	
GF24-301-340C45: Lapse 12/31/24 CBS-3232	1,900,000.00	1,900,000.00					1,900,000.00
CW LIGHT ORDINANCE COMP							
GF19-301-390C39: Lapse 12/31/19 CBS#4613	600,000.00	600,000.00	588,380.66			11,619.34	
GF20-301-301C43: Lapse 12/31/20 CBS-4613	2,500,000.00	2,500,000.00	1,172,750.88		173,477.61	1,153,771.51	
CW PARKS ADA IMPROVEMENTS							
GF19-301-390C37: Lapse 12/31/19 CBS#1117	300,000.00	300,000.00	293,792.25			6,207.75	
GF20-301-301C41: Lapse 12/31/20 CBS-1117	500,000.00	500,000.00	407,428.00			92,572.00	
GF21-301-310C52: Lapse 12/31/21 CBS-1117	250,000.00	250,000.00	112,172.13			137,827.87	()
GF22-301-320C39: Lapse 12/31/22 CBS-1117	500,000.00	500,000.00	60,209.00			439,791.00	
GF23-301-330C50: Lapse 12/31/23 CBS-1117	500,000.00	500,000.00	32,468.44	49,170.72		418,360.84	
GF24-301-340C48: Lapse 12/31/24 CBS-1117	500,000.00	500,000.00				304,461.20	195,538.80
WAR MEM FOOTBALL STDM & TRACK							
GO23-377-340208: Lapse 12/31/24 CBS-5539	3,630,048.00	3,630,048.00					3,630,048.00
LARGE CAPACITY CESSPOOL							
GO18-373-367252: Lapse 12/31/16 CBS-1114	550,000.00	242,364.00	224,144.15			18,219.85	
CW BUILDING MAINT REPAIRE BSY							
GF19-301-390C40: Lapse 12/31/19 CBS#2742	225,000.00	225,000.00	219,692.20	5,307.80			
CW PARKS FACILITIES							
GF22-301-320C40: Lapse 12/31/22 CBS-4581	500,000.00	500,000.00	178,257.22	151,884.62		169,858.16	()
GF23-301-330C51: Lapse 12/31/23 CBS-4581	500,000.00	846,000.00	127,682.66	159,219.88	1,000.00	558,097.46	
GF24-301-340C49: Lapse 12/31/24 CBS-4581	600,000.00	600,000.00		550.00		210,204.56	389,245.44
MOLOKAI ATHLETIC COMPLEX							
SH16-323-369511:	400,000.00	400,000.00				399,980.00	20.00
	17,155,048.00	17,193,412.00	4,690,278.77	734,582.02	841,071.05	4,812,627.92	6,114,852.24
TOTAL Parks and Recreation	127,277,237.17	118,702,431.96	19,541,815.05	12,092,667.13	5,268,214.58	61,663,851.96	20,135,883.24

County of Maui
Capital Improvement Projects Report (Excluding Department of Water Supply)
As of 3/31/2024

APPENDIX A-1

13-907 Roads	Original Appropriation	Alloted To Date	Expenditure Prior Years	Expenditure Current Year	Amount Lapsed	Encumbrance	Allotment Balance
Hana Community Plan Area							
KALEPA ROCKFALL REPAIRS							
HY20-302-301392: Lapse 12/31/20 CBS-2779	350,000.00	350,000.00	97,370.49	23,423.27	149,349.76	79,856.48	
GO23-377-320270: Lapse 12/31/22 CBS-2779	4,250,000.00	3,892,244.08	244.08			3,892,000.00	
KOUKOUAI BRIDGE REPLACEMENT							
GO21-375-301251: Lapse 12/31/20 CBS-1046	1,999,527.59	1,437,634.41	1,432,838.24			4,796.17	
KALEPA REVETMENT/SEAWALL							
GO21-375-310287: Lapse 12/31/21 CBS-3183	419,816.00	419,816.00	108,173.12	13,065.92		298,576.96	
HY23-302-330090: Lapse 12/31/23 CBS-3183	700,000.00	700,000.00	150.00			699,850.00	
MAKA'AKAE RD RESURFACING							
GO21-375-390276: Lapse 12/31/19 CBS-5484	549,820.42	493,980.00				493,980.00	
PIILANI HWY SLOPE NUANUALOA							
GO21-375-310286: Lapse 12/31/21 CBS-6088	1,350,000.00	1,350,000.00	1,333,792.00			16,208.00	
KEANAE ROAD SAFETY IMPROVEMENT							
SH19-323-390022:	2,000,000.00	2,000,000.00					2,000,000.00
EAST MAUI ROCKFL & EMBNK REPR							
GO23-377-340C87: Lapse 12/31/24 CBS-7870	3,900,000.00	3,241,736.00					3,241,736.00
	15,519,164.01	13,885,410.49	2,972,567.93	36,489.19	149,349.76	5,485,267.61	5,241,736.00
Paia-Haiku Community Plan Area							
BALDWIN AVE PUBLIC PRKG LOT IM							
GF21-301-310093: Lapse 12/31/21 CBS-6096	200,000.00	200,000.00	72,026.00	7,295.00	97,700.00	22,979.00	
KAUPAKALUA RD PAVEMENT RECONS							
DOT18-325-389020: #STP-STP-0365(0 10)	4,600,000.00	4,212,290.64	3,789,663.66				422,626.98
GO18-373-389259: Lapse 12/31/18 CBS-1066	1,549,531.44	1,549,531.44	1,428,399.95		85,703.24	35,428.25	
GO20-374-389275: Lapse 12/31/18 CBS-1066	850,468.56	81,466.99	81,066.99		.01	399.99	
GO21-375-301242: Lapse 12/31/20 CBS-1066	2,187,658.57	671,824.90	380,289.89			291,535.01	
HAIKU RD SLOPE STABILITY IMPRV							
GO23-377-326201: Lapse 12/31/22 CBS-4597	5,499,950.00	2,693,167.92	391.25			2,692,776.67	
HAIKU RD GUARDRAIL/SHLDR IMPR							
HY20-302-301400: Lapse 12/31/20 CBS-4597	200,000.00	200,000.00	46,738.94			153,261.06	
REPAIR OF KAUPAKALUA RD/LEPO							
GO23-377-330292: Lapse 12/31/23 CBS-6661	2,300,000.00	2,193,019.48				2,193,019.48	
N SHORE GREENWAY PHASE 4							
DOT18-325-389025: #STP-STP-0900(0 89)	1,407,904.00	1,574,135.60	1,516,429.16				57,706.44
	18,795,512.57	13,375,436.97	7,315,005.84	7,295.00	183,403.25	5,389,399.46	480,333.42
Makawao-Pukalani-Kula Community Plan Area							
PUKALANI TERRACE SDV PAVE RECO							
HY19-302-390088: Lapse 12/31/19 CBS-3194	1,000,000.00	1,000,000.00	938,599.07		157.00	61,243.93	
GO21-375-301252: Lapse 12/31/20 CBS-3194	1,992,662.85	1,623,817.86	1,332,372.73			291,445.13	
MAK/MAKANI ROAD IMPROVEMENTS							
HY06-302-367010: Lapse 12/31/06	600,000.00	600,000.00	475,375.98	34,077.73		90,546.29	

County of Maui
Capital Improvement Projects Report (Excluding Department of Water Supply)
As of 3/31/2024

APPENDIX A-1

13-907 Roads	Original Appropriation	Alloted To Date	Expenditure Prior Years	Expenditure Current Year	Amount Lapsed	Encumbrance	Allotment Balance
O HALEA HWY TRAFFIC SIG'L UPGR HY20-302-301390: Lapse 12/31/20 CBS-2771	200,000.00	200,000.00	137,502.12		7,817.21	54,680.67	
HALEAKALA HWY INTERSEC IMPR SH14-323-345410:	2,000,000.00	1,250,000.00					1,250,000.00
KOKOMO RD/MAK AVE PVMNT PH2 DOT17-325-376740: #STP-STP-0900(0 86)	7,240,600.00	4,829,244.96	4,752,608.14				76,636.82
BALDWIN AVE RESURFACING DOT14-325-345403: #STP-STP-0390(0 01)	2,261,738.00	2,261,738.00	2,259,236.17				2,501.83
MAKAWAO AVE PAVEMENT RECON DOT22-325-320083: #STP-STP-0365(0 12) DOT23-325-330181: #STP-STP-0365 (012)	7,760,000.00	7,760,000.00 6,621,801.41				5,450,479.85	7,760,000.00 1,171,321.56
	23,055,000.85	26,146,602.23	9,895,694.21	34,077.73	7,974.21	5,948,395.87	10,260,460.21
Wailuku-Kahului Community Plan Area							
KAHEKILI HIGHWAY SLOPE REPAIR HY22-302-320074: Lapse 12/31/22 CBS-6060	400,000.00	400,000.00				400,000.00	
WAIKO RD IMPRV-CONSOL BSYRDS PV22-329-320094:		393,650.00					393,650.00
WAIALE RD IMP (KAOHU-WAIINU) GO21-375-390286: Lapse 12/31/19 CBS-1919	139,745.00	139,745.00	35,570.00			104,175.00	
C MAUI SIGNAL UPGRADE HY17-302-378402: Lapse 12/31/17 CBS-1945	270,000.00	270,000.00	148,600.00	42,736.00	21,200.00	57,464.00	
WAIALE RD EXTENSION GO22-376-320280: Lapse 12/31/22 CBS-1069	3,307,534.03	3,307,534.03	426,352.37	249,396.14		2,631,785.52	()
WAKEA/KAMEHAMEHA INTRSEC IMPRV GO21-375-301269: Lapse 12/31/20 CBS-1916 DOT23-325-330123: #STP-STP-0900 (104)	250,000.00 2,049,321.33	246,600.00 2,393,168.75	194,937.04	4,204.75		47,458.21 2,250,322.60	142,846.15
IMI KALA EXTENSION HY23-302-330095: Lapse 12/31/23 CBS-3179	1,000,000.00	1,000,000.00		116,081.00	173,809.00	710,110.00	
130 IAO VALLEY RD WALL/RAIL RP GF23-301-330094: Lapse 12/31/23 CBS-7236	500,000.00	500,000.00	58,746.60	70,399.75	130,525.00	240,328.65	
WAIALE RD IMP AT WAIINU ROAD HY19-302-390100: Lapse 12/31/19 CBS-1018 HY20-302-301410: Lapse 12/31/20 CBS-1018	300,000.00 100,000.00	300,000.00 100,000.00	83,611.25		5,384.00	216,388.75 94,616.00	
MAHANA ESTATES TRAFFIC IMPACT PV22-329-320096:		178,500.00					178,500.00
MAUI LANI PARKWAY EXTENSION GO23-377-340288: Lapse 12/31/24 CBS-7872	1,000,000.00						
MILL STREET PVMNT RECONSTRUCT DOT21-325-310120: #STP-STP-3840(0 CBS-5057)	4,300,000.00	4,439,246.71	1,878,630.66			2,422,961.06	137,654.99
HANSEN RD PAVEMENT RECONS DOT15-325-356700: #STP-STP-3600(0 01)	3,500,000.00	3,919,875.20	3,827,052.65				92,822.55

County of Maui
Capital Improvement Projects Report (Excluding Department of Water Supply)
As of 3/31/2024

APPENDIX A-1

13-907 Roads	Original Appropriation	Alloted To Date	Expenditure Prior Years	Expenditure Current Year	Amount Lapsed	Encumbrance	Allotment Balance
KAMEHAMEHA AVE PAVEMENT REHAB DOT13-325-337504: #STP-STP-0900 (079)	3,727,251.98	3,717,059.29	2,839,876.17			198,799.13	678,383.99
PAVEMENT REHAB S MAUI ROADS DOT18-325-389800: #STP-STP-0900(0 90)	5,448,985.87	4,138,107.74	3,802,220.25				335,887.49
ONEHEE AVE IMPROVEMENTS DOT22-325-320082: #STP-STP-3960(0 CBS-5499	8,138,273.00	6,703,244.21	3,280,830.30	1,459,092.01		1,115,434.14	847,887.76
LONO AVENUE EXTENSION HY19-302-390102: Lapse 12/31/19 CBS-5054	300,000.00	300,000.00	140,432.95		5,950.00	153,617.05	
	34,731,111.21	32,446,730.93	16,716,860.24	1,941,909.65	336,868.00	10,643,460.11	2,807,632.93
Kihei-Makena Community Plan Area							
S.KIHEI RD DW IMPR (PIIKEA-KU) HY19-302-390086: Lapse 12/31/19 CBS-XXXX	200,000.00	200,000.00	191,982.00	8,018.00			
GO21-375-301294: Lapse 12/31/20 CBS-5485	1,900,000.00	1,479,382.16	9,033.80			1,470,348.36	()
OHUKAI RD SDWLK IMPRV GO21-375-301295: Lapse 12/31/20 CBS-5492	600,000.00	600,000.00	2,618.40			597,381.60	
KIHEI BIKEWAY PHASE 2 PV16-329-367579:	46,531.00	46,531.00	727.87			45,803.13	
SOUTH KIHEI RD PAVEMENT REHAB DOT21-325-310115: #STP-STP-3100(0 CBS-5515	6,230,000.00	5,361,238.36	3,961,492.36	1,310,028.20			89,717.80
DOT23-325-330184: #STP-STP-3100 (016)		2,073,400.40		336,041.62		1,737,358.78	
NS COLLECTOR RD (WAIPUILANI-) GO22-376-320273: Lapse 12/31/22 CBS-2309	463,641.00	463,641.00	270,000.00			193,641.00	
NS COLLECTOR ROAD (NAMAUU-KUL) GO21-375-390285: Lapse 12/31/19 CBS-2309	500,000.00	478,866.00	391,432.69			87,433.31	
GO21-375-301293: Lapse 12/31/20 CBS-2309	1,000,000.00	970,740.00				970,740.00	
BY21-304-310088: Lapse 12/31/21 CBS-2309	250,000.00	250,000.00				250,000.00	
HY21-302-310089: Lapse 12/31/21 CBS-2309	500,000.00	500,000.00				500,000.00	
	11,690,172.00	12,423,798.92	4,827,287.12	1,654,087.82	0.00	5,852,706.18	89,717.80
West Maui Community Plan Area							
WM ROADWAY IMPRV MTV GRANT PV15-329-356575:	715,000.00	715,000.00	167,900.00				547,100.00
PV16-329-367575:	1,700,000.00	1,700,000.00					1,700,000.00
L HONOAPIILANI RD COMPLETE STR GF22-301-320075: Lapse 12/31/22 CBS-6643	500,000.00	500,000.00	289,123.15	25,000.00		185,876.85	
LOWER HONOAPIILANI RD EROSION GF24-301-340089: Lapse 12/31/24 CBS-5509	350,000.00	350,000.00					350,000.00
FRONT STREET IMPROVEMENTS GO21-375-390273: Lapse 12/31/19 CBS-1946	620,781.57	620,781.57	433,394.86	149,565.75		37,820.96	
COM 2023 SEVERE WEATHR -LAHAIN FF24-321-340134: ER-2 R-26 (005)	940,000.00	940,000.00					940,000.00
WM GREENWAY PILOT PRJ							

County of Maui
Capital Improvement Projects Report (Excluding Department of Water Supply)
As of 3/31/2024

APPENDIX A-1

	Original Appropriation	Alloted To Date	Expenditure Prior Years	Expenditure Current Year	Amount Lapsed	Encumbrance	Allotment Balance
13-907 Roads							
BY17-304-378406: Lapse 12/31/17 CBS-3240 WEST MAUI GREENWAY	300,000.00	300,000.00	153,844.38			146,155.62	
GF24-301-340090: Lapse 12/31/24 CBS-7897	240.00	240.00					240.00
BY24-304-340091: Lapse 12/31/24 CBS-7897	199,760.00	199,760.00					199,760.00
KAHANA NUI BRIDGE REPLCMNT							
GO21-375-301248: Lapse 12/31/20 CBS-1040	1,074,252.98	1,066,082.86	486,229.74	359,409.00		220,444.12	
PAPALUA ST TRAFFIC SIGNAL UPGR DOT22-325-320081: #STP-STP-3960(0 01)	1,576,000.00	1,617,540.96				1,503,884.85	113,656.11
	7,976,034.55	8,009,405.39	1,530,492.13	533,974.75	0.00	2,094,182.40	3,850,756.11
Countywide							
CW BIKEWAY IMPROVEMENTS							
BY16-304-367C31: Lapse 12/31/16 CBS-1036	150,000.00	150,000.00	72,521.13			77,478.87	
BY18-304-389C49: Lapse 12/31/18 CBS-1036	97,276.00	97,276.00	14,813.16		6,329.84	76,133.00	
BY20-304-301C80: Lapse 12/31/20 CBS-1036	387,208.00	387,208.00	339,286.07	11,536.00	36,385.93		
CW SIDEWALK IMPROVEMENTS							
HY13-302-331133: Lapse 12/31/13 CBS-1037	500,000.00	500,000.00	446,655.16		45,328.87	8,015.97	
HY19-302-390C78: Lapse 12/31/19 CBS#1037	490,000.00	490,000.00	453,982.00	6,600.00	23,877.00	5,541.00	
HY20-302-301C85: Lapse 12/31/20 CBS-1037	745,000.00	745,000.00	299,931.51	20,680.00	294,228.49	130,160.00	
CW BRIDGE IMPROVEMENTS							
HY14-302-345332: Lapse 12/31/14 CBS-1031	295,000.00	295,000.00	154,799.56	2,613.01	418.70	137,168.73	
HY16-302-367C22: Lapse 12/31/16 CBS-1031	370,000.00	370,000.00	218,343.38	29,527.12	122,129.50		
HY19-302-390C76: Lapse 12/31/19 CBS#1031	220,000.00	220,000.00	189,537.23	27,420.00	3,042.77		
HY20-302-301C83: Lapse 12/31/20 CBS-1031	600,000.00	600,000.00	357,361.30	3,407.30	109,756.11	129,475.29	
PAIA SCHOOL SAFE ROUTES TO SCH							
DOT19-325-390095: #STP-SRS-0900(0 91)	1,226,784.55	1,226,784.55	1,016,727.22			54,204.09	155,853.24
CW SAFETY IMPROVEMENTS							
HY13-302-331132: Lapse 12/31/13 CBS-1024	600,000.00	600,000.00	550,441.47		22,959.77	26,598.76	
HY18-302-389C51: Lapse 12/31/18 CBS-1024	500,000.00	500,000.00	325,822.83		115,302.34	58,874.83	
HY19-302-390C75: Lapse 12/31/19 CBS-1024	850,000.00	850,000.00	732,549.97		64,277.13	53,172.90	
HY20-302-301C82: Lapse 12/31/20 CBS-1024	1,060,000.00	1,060,000.00	426,740.63	1,000.00	498,780.64	133,478.73	
CW TRAFFIC/SAFETY PROGRAM							
BY21-304-310C79: Lapse 12/31/21 CBS-6067	50,000.00	50,000.00	33,085.00	7,185.00	7,995.00	1,735.00	
HY21-302-310C82: Lapse 12/31/21 CBS-6067	1,720,000.00	1,720,000.00	976,875.14	23,426.63	246,102.75	473,595.48	
HY22-302-320C66: Lapse 12/31/22 CBS-6067	1,814,700.00	1,814,700.00	869,745.00	370,438.70	11,620.02	562,896.28	()
HY23-302-330C85: Lapse 12/31/23 CBS-6067	1,682,000.00	1,682,000.00	197,174.95	333,517.25	167,013.59	984,294.21	
HY24-302-340C83: Lapse 12/31/24 CBS-6067	4,207,334.00	4,207,334.00		75,894.38		1,331,743.45	2,799,696.17
CW RD RESURFACING/PAVEMENT PR							
HY14-302-345333: Lapse 12/31/14 CBS-1023	5,546,744.00	5,546,744.00	5,404,729.31		56,526.05	85,488.64	
HY17-302-378C74: Lapse 12/31/17 CBS-1023	5,634,267.00	5,634,267.00	4,799,327.07	9,616.50	320,778.76	504,544.67	
HY19-302-390C74: Lapse 12/31/19 CBS#1023	6,266,792.00	6,266,792.00	5,792,892.01		350,503.46	123,396.53	
HY20-302-301C81: Lapse 12/31/20 CBS-1023	5,676,267.00	5,676,267.00	5,050,673.64	218,381.89	75,274.68	331,936.79	
HY21-302-310C81: Lapse 12/31/21 CBS-1023	6,250,000.00	6,250,000.00	2,788,688.66	1,285,270.09	116,449.91	2,059,591.34	
HY22-302-320C65: Lapse 12/31/22 CBS-1023	6,215,798.00	6,215,798.00	1,505,294.24	1,496,470.19	143,989.41	3,070,044.16	
GO22-376-320C68: Lapse 12/31/22 CBS-1023	972,391.33	972,391.33	457,609.54	512,145.00		2,636.79	

County of Maui
Capital Improvement Projects Report (Excluding Department of Water Supply)
As of 3/31/2024

APPENDIX A-1

13-907 Roads	Original Appropriation	Alloted To Date	Expenditure Prior Years	Expenditure Current Year	Amount Lapsed	Encumbrance	Allotment Balance
GF22-301-320C69: Lapse 12/31/22 CBS-1023	284,202.00	284,202.00	204,752.00	79,450.00			
GO23-377-326C68: Lapse 12/31/22 CBS-1023	2,577,608.67	2,577,608.67				2,577,608.67	
HY23-302-330C84: Lapse 12/31/23 CBS-1023	6,730,000.00	6,730,000.00	771,856.12	2,366,176.01		3,591,967.87	
GO23-377-330C89: Lapse 12/31/23 CBS-1023	5,050,000.00	5,049,502.50	264,043.73	460,814.96		4,324,643.81	
HY24-302-340C82: Lapse 12/31/24 CBS-1023	18,000,000.00	18,000,000.00		325,043.40		14,390,885.44	3,284,071.16
GO23-377-340C85: Lapse 12/31/24 CBS-1023	8,050,000.00	1,037,570.00				991,315.00	46,255.00
CW TRAFFIC CALMING PROGRAM							
HY20-302-301C84: Lapse 12/31/20 CBS-1035	500,000.00	500,000.00	199,645.02		295,354.98	5,000.00	
KEA ST PAVEMENT RECONSTRUCTION							
DOT19-325-390710: #STP-STP-0900(0 93)	1,848,134.52	1,848,134.52	1,569,563.95				278,570.57
OLD HALEAKALA HWY TRAFFICE SIG							
DOT20-325-300825: #STP-STP-0357(0 CBS-2771	510,256.00	577,317.71	278,800.67	4,518.76		285,784.49	8,213.79
KAUPAKALUA RD PVMNT RECON PH-2							
DOT19-325-390720: #STP-STP-0365(0 11)	5,850,521.72	4,642,153.77	3,996,952.65				645,201.12
CW FEDERAL AID PROGRAM							
GO21-375-310C88: Lapse 12/31/21 CBS-5022	5,477,038.42	5,477,038.42	3,871,866.69	128,955.59		1,476,216.14	
GO22-376-315C88: Lapse 12/31/21 CBS-5022	5,414,596.83	4,129,633.44	1,991,107.48	1,199,521.58		939,004.38	
HY22-302-320C64: Lapse 12/31/22 CBS-5022	400,000.00	400,000.00	292,081.00	107,919.00			
GO22-376-320C67: Lapse 12/31/22 CBS-5022	2,526,662.23	2,526,662.23	1,421,267.54	364,345.04		741,049.65	
GO23-377-326C67: Lapse 12/31/22 CBS-5022	5,652,337.77	2,334,092.77	563,652.19	106,245.79		1,664,194.79	
HY23-302-330C83: Lapse 12/31/23 CBS-5022	5,038,000.00	5,038,000.00	271,440.77	934,920.17	587,727.51	3,243,911.55	
GO23-377-330C90: Lapse 12/31/23 CBS-5022	3,919,000.00	3,919,000.00	2,249,919.96			2,249,919.96	
HY24-302-340C81: Lapse 12/31/24 CBS-5022	4,221,000.00	4,221,000.00				594,864.11	3,626,135.89
SAFE ROUTES TO SCH PRG							
SH19-323-399510: CBS-2772	275,000.00	97,584.27	94,183.25				3,401.02
SH20-323-301510: CBS-2772	275,000.00	166,780.38	15,008.85				151,771.53
ASSESSMENT OF COM COASTAL RDS							
DOT20-325-300810: #STP-STP-0900(1 01)	560,000.00	527,268.00					527,268.00
KAHANA NUI BRIDGE REPLCMNT							
DOT20-325-300830: #STP-BR-3080(00 CBS-1040	4,345,007.00	4,354,007.00	1,913,789.51	1,437,636.00		867,657.80	134,923.69
C MAUI SUB-AREA TRANSPORT STUD							
DOT20-325-300835: #STP-SPR-0010(0 CBS-5538		466,400.00	400,000.00				66,400.00
IOLANI/LOHA/MAKANI RD PVMNT							
DOT21-325-310100: #STP-STP-0900(0 CBS-5511	10,500,000.00	10,725,898.22	6,807,268.96	222.08		3,411,088.31	507,318.87
SOH OLD HALEAKALA HWY SDWLK							
SH19-323-399515:		3,000,000.00				1,962,628.00	1,037,372.00
CW BRIDGE/DRAINAGE PROGRAM							
HY21-302-310C80: Lapse 12/31/21 CBS-6069	2,850,000.00	2,850,000.00	1,529,262.26	23,152.03	1,007,243.47	290,342.24	
	154,981,927.04	143,938,335.74	59,932,149.82	11,974,049.47	4,729,396.68	54,030,287.72	13,272,452.05
TOTAL Roads	266,748,922.23	250,225,720.67	103,190,057.29	16,181,883.61	5,406,991.90	89,443,699.35	36,003,088.52

County of Maui
Capital Improvement Projects Report (Excluding Department of Water Supply)
As of 3/31/2024

APPENDIX A-1

13-908 Solid Waste Facilities	Original Appropriation	Alloted To Date	Expenditure Prior Years	Expenditure Current Year	Amount Lapsed	Encumbrance	Allotment Balance
Wailuku-Kahului Community Plan Area							
CML SYS CONTROL & DATA ACQ SW19-305-390024: Lapse 12/31/19 CBS-3181	300,000.00	300,000.00	242,456.00		30,160.00	27,384.00	
CML PH VB EXT LEACHATE RECIRC GO21-375-301216: Lapse 12/31/20 CBS-5495	650,000.00	650,000.00	144,956.28			505,043.72	
CML GAS SYSTEM EXPANSION SW24-305-340019: Lapse 12/31/24 CBS-7869	50,000.00	50,000.00					50,000.00
GO23-377-340222: Lapse 12/31/24 CBS-7869	400,000.00	328,344.00				328,344.00	
CML GAS COLLECTION SYST RELIAB SW22-305-320016: Lapse 12/31/22 CBS-6639	320,000.00	320,000.00	128,467.84	147,888.95	167.00	43,476.21	
GO23-377-330220: Lapse 12/31/23 CBS-6639	2,000,000.00	2,000,000.00		483,579.90		1,516,420.10	
CML COMPREHENSIVE ENV IMP STAT SW23-305-330016: Lapse 12/31/23 CBS-6640	500,000.00	500,000.00	25,205.09	28,456.18		446,338.73	
SW24-305-340018: Lapse 12/31/24 CBS-6640	300,000.00	300,000.00				132,023.78	167,976.22
CML OPERATIONS FACILITIES SW23-305-330018: Lapse 12/31/23 CBS-2721	250,000.00	250,000.00	83,571.00	144,060.00		22,369.00	
INT COM GREENWASTE & BIOSOLIDS SW23-305-330019: Lapse 12/31/23 CBS-7252	1,100,000.00	1,100,000.00	72,220.50	107,857.88		919,921.62	
SW24-305-340021: Lapse 12/31/24 CBS-7252	2,000,000.00	2,000,000.00					2,000,000.00
CML LAND PURCHASE GO21-375-390246: Lapse 12/31/19 CBS-3567	248,552.09	248,552.09	29,933.60	28,565.95		190,052.54	
GO21-375-301215: Lapse 12/31/20 CBS-3567	2,000,000.00	1,994,910.00	1,778,089.50	71,300.00		145,520.50	
GO23-377-340223: Lapse 12/31/24 CBS-3567	2,000,000.00						
CML PHASES IV&V FINAL CLOSURE GO21-375-310223: Lapse 12/31/21 CBS-1099	324,950.00	324,950.00	94,765.50	31,780.00		198,404.50	
CML KALIALINUI GULCH CROSSING SW24-305-340020: Lapse 12/31/24 CBS-7235	250,000.00	250,000.00					250,000.00
LAHAINA WILDFIRE DISPOSAL SITE SW24-305-340159: Lapse 12/31/24 CBS-XXXX	4,575,000.00	4,575,000.00					4,575,000.00
CML PHASE IIIB LATERAL EXP GO22-376-320215: Lapse 12/31/22 CBS-6635	250,000.00	250,000.00	248,535.50			1,464.50	
GO23-377-330222: Lapse 12/31/23 CBS-6635	13,500,000.00	13,500,000.00	664,800.00	794,007.13		12,041,192.87	
CML PH II/III INTERFC DEVT GO22-376-320214: Lapse 12/31/22 CBS-6634	824,945.42	824,945.42	761,935.59	31,705.61	31,199.84	104.38	
GO23-377-340224: Lapse 12/31/24 CBS-6634	1,200,000.00	236,195.00		41,780.00		194,415.00	
	33,043,447.51	30,002,896.51	4,274,936.40	1,910,981.60	61,526.84	16,712,475.45	7,042,976.22
West Maui Community Plan Area							
OLOWALU LF SITE RESTORATION SW18-305-389717: Lapse 12/31/18 CBS-2725	950,000.00	950,000.00	902,977.23		40.72	46,982.05	
Lanai Community Plan Area							
LANAI LANDFILL GROUND H2O EXEM							

County of Maui
Capital Improvement Projects Report (Excluding Department of Water Supply)
As of 3/31/2024

APPENDIX A-1

	Original Appropriation	Alloted To Date	Expenditure Prior Years	Expenditure Current Year	Amount Lapsed	Encumbrance	Allotment Balance
13-908 Solid Waste Facilities							
SW23-305-330012: Lapse 12/31/23 CBS-7238	250,000.00	250,000.00	46,350.54	143,761.23	34,829.00	25,059.23	
Molokai Community Plan Area							
KALAMAULA LF SITE RESTORATION							
SW18-305-389708: Lapse 12/31/18 CBS-2727	230,000.00	230,000.00	117,151.00		1,429.00	111,420.00	
MOLOKAI LF PHASE V EXP							
GO21-375-310218: Lapse 12/31/21 CBS-4606	232,195.00	232,195.00	232,193.44			1.56	
GO22-376-315218: Lapse 12/31/21 CBS-4606	4,767,805.00	4,623,750.00	4,225,075.00	398,675.00			
MOLOKAI LANDFILL MASTER PLAN							
SW24-305-340016: Lapse 12/31/24 CBS-7868	250,000.00	250,000.00		55,255.00		194,745.00	
	5,480,000.00	5,335,945.00	4,574,419.44	453,930.00	1,429.00	306,166.56	0.00
Countywide							
ENV'TAL COMP SYS DSGN/CTNS							
SW20-305-301C00: Lapse 12/31/20 CBS-3182	500,000.00	500,000.00	224,691.45		215,646.64	59,661.91	
SW22-305-320C00: Lapse 12/31/22 CBS-3182	250,000.00	250,000.00	249,314.26	4.57	681.17		
SW23-305-330C00: Lapse 12/31/23 CBS-3182	500,000.00	500,000.00	383,475.03	103,539.67	40.37	12,944.93	
SW24-305-340C00: Lapse 12/31/24 CBS-3182	750,000.00	750,000.00		349,104.19		144,844.59	256,051.22
PARTIAL CLOSURE OF ACTV LNDFLS							
SW24-305-340C01: Lapse 12/31/24 CBS-7867	50,000.00	50,000.00					50,000.00
	2,050,000.00	2,050,000.00	857,480.74	452,648.43	216,368.18	217,451.43	306,051.22
TOTAL Solid Waste Facilities	41,773,447.51	38,588,841.51	10,656,164.35	2,961,321.26	314,193.74	17,308,134.72	7,349,027.44

County of Maui
Capital Improvement Projects Report (Excluding Department of Water Supply)
As of 3/31/2024

APPENDIX A-1

13-909 Wastewater Facilities	Original Appropriation	Alloted To Date	Expenditure Prior Years	Expenditure Current Year	Amount Lapsed	Encumbrance	Allotment Balance
Paia-Haiku Community Plan Area							
PAIA WW PUMP STATION MODIFICAT							
WM23-303-330014: Lapse 12/31/23 CBS-3207	150,000.00	150,000.00				150,000.00	
WM24-303-340017: Lapse 12/31/24 CBS-3207	250,000.00	250,000.00				250,000.00	
SPRECKLESVILLE FM REPLACEMENT							
GO21-375-310221: Lapse 12/31/21 CBS-4588	346,520.00	346,520.00	222,369.00	74,341.00		49,810.00	
GO22-376-315221: Lapse 12/31/21 CBS-4588	13,480.00	13,480.00				13,480.00	
GO23-377-330215: Lapse 12/31/23 CBS-4588	3,600,000.00	3,600,000.00				3,600,000.00	
	4,360,000.00	4,360,000.00	222,369.00	74,341.00	0.00	4,063,290.00	0.00
Wailuku-Kahului Community Plan Area							
WAI-KAH EPA COMP SEWER REHAB							
WM18-303-389715: Lapse 12/31/18 CBS-1131	1,000,000.00	1,000,000.00	630,152.87			369,847.13	
WM19-303-390025: Lapse 12/31/19 CBS-1131	2,000,000.00	2,000,000.00	318,273.19		90,992.50	1,590,734.31	
WM20-303-301324: Lapse 12/31/20 CBS-1131	4,000,000.00	4,000,000.00	149,390.00	7,885.00	3,728,800.00	113,925.00	
GO21-375-310229: Lapse 12/31/21 CBS-1131	137,800.00	137,800.00	68,218.00	3,977.00		65,605.00	
WM23-303-330028: Lapse 12/31/23 CBS-1131	1,000,000.00	1,000,000.00			236,716.00	763,284.00	
GO23-377-340228: Lapse 12/31/24 CBS-1131	1,000,000.00						
UPPER WAIKO ROAD SEWER EXTENS							
WM23-303-330023: Lapse 12/31/23 CBS-3204	150,000.00	150,000.00		33,652.29		116,347.71	
WAIKO RD SUBDIV SEWER SYSTEM							
GO21-375-310230: Lapse 12/31/21 CBS-1158	500,000.00	500,000.00	181,246.45	21,332.72		297,420.83	
WAI-KAH RECYCLED WTR FM							
WM18-303-389716: Lapse 12/31/18 CBS-1171	500,000.00	500,000.00	192,834.15	43,919.84	43.00	263,203.01	
GO21-375-301223: Lapse 12/31/20 CBS-1171	500,000.00	494,640.00	18,631.07			476,008.93	
GO22-376-310231: Lapse 12/31/21 CBS-1171	750,000.00	750,000.00				750,000.00	
WAIEHU KOU WW PUMP STATION MOD							
WM23-303-330024: Lapse 12/31/23 CBS-5526	200,000.00	200,000.00				200,000.00	
WM24-303-340026: Lapse 12/31/24 CBS-5526	200,000.00	200,000.00				200,000.00	
C MAUI REGIONAL WWRF/WAIKAPU							
GO22-376-315228: Lapse 12/31/21 CBS-3206	1,953,689.88	1,953,680.00	567,194.38	270,908.93		1,115,576.69	()
SH22-323-320080: CBS-3206		3,500,000.00				3,500,000.00	
KAHULUI BEACH RD SEWER LINE							
GO23-377-340227: Lapse 12/31/24 CBS-7234	1,500,000.00						
WAIKAPU/WAILUKU DIV GRAV SEWER							
WM23-303-330025: Lapse 12/31/23 CBS-6084	1,000,000.00	1,000,000.00				1,000,000.00	
WAIKAPU/WAILUKU DIV PS AND FM							
WM23-303-330026: Lapse 12/31/23 CBS-6083	1,000,000.00	1,000,000.00				1,000,000.00	
WAI-KAH SOIL AQUIFER TRTMNT							
WM20-303-301326: Lapse 12/31/20 CBS-5033	1,350,000.00	1,350,000.00	83,288.11	12,343.57	350,000.00	904,368.32	
WAI-KAH RECYCLED WTR PS							
WM20-303-301327: Lapse 12/31/20 CBS-5034	600,000.00	600,000.00	8,409.57			591,590.43	
WAILUKU WW PUMP STATION MOD							

County of Maui
Capital Improvement Projects Report (Excluding Department of Water Supply)
As of 3/31/2024

APPENDIX A-1

13-909 Wastewater Facilities	Original Appropriation	Alloted To Date	Expenditure Prior Years	Expenditure Current Year	Amount Lapsed	Encumbrance	Allotment Balance
WM23-303-330027: Lapse 12/31/23 CBS-2323 WAI-KAH EPA COMPL SEWER REHAB	500,000.00	500,000.00			278,084.00	221,916.00	
WM22-303-320018: Lapse 12/31/22 CBS-1146	2,000,000.00	2,000,000.00	19,902.92	20,290.08	1,547,705.00	412,102.00	
WM22-303-320020: Lapse 12/31/22 CBS-1146 HOO HUI ANA WW PUMP STATN MOD	250,000.00	250,000.00	39,180.00	23,130.00	115,800.00	71,890.00	
WM24-303-340025: Lapse 12/31/24 CBS-3212	400,000.00	400,000.00					400,000.00
	22,491,489.88	23,486,120.00	2,276,720.71	437,439.43	6,348,140.50	14,023,819.36	400,000.00
Kihei-Makena Community Plan Area							
KAIOLA PL SEWER EXPANSION							
WM22-303-320004: Lapse 12/31/22 CBS-5032	100,000.00	100,000.00	58,728.03	23,517.03		17,754.94	
GO23-377-340213: Lapse 12/31/24 CBS-5032	1,000,000.00						
KIHEI WW PUMP STATION NO. 5							
WM24-303-340010: Lapse 12/31/24 CBS-3568	600,000.00	600,000.00					600,000.00
KIHEI NO.6 FM REPLCMNT							
WM22-303-320005: Lapse 12/31/22 CBS-2729	650,000.00	650,000.00		132,024.24		517,975.76	
WM24-303-340006: Lapse 12/31/24 CBS-2729	400,000.00	400,000.00					400,000.00
KIHEI WWPS NO.2 MODIFI/UPGRADE							
WM22-303-320007: Lapse 12/31/22 CBS-5519	200,000.00	200,000.00	17,873.31	48,916.74	90,197.00	43,012.95	
WM24-303-340007: Lapse 12/31/24 CBS-5519	350,000.00	350,000.00					350,000.00
KIHEI WWPS #7 RELOCATION							
GO23-377-320208: Lapse 12/31/22 CBS-3570	800,000.00	799,977.00	53,462.20	125,672.70		620,842.10	
WM24-303-340011: Lapse 12/31/24 CBS-3570	1,100,000.00	1,100,000.00					1,100,000.00
KIHEI WW PUMP STATION NO. 6							
WM24-303-340009: Lapse 12/31/24 CBS-3569	1,000,000.00	1,000,000.00					1,000,000.00
KIHEI NO.7 FM REPLACE							
SH/LN-341-310016: Lapse 12/31/21 CBS-2322	1,800,000.00	1,800,000.00	1,406,093.99	393,906.01			
SH/LN-341-320010: Lapse 12/31/22 CBS-2322	900,000.00	900,000.00		560,997.51	339,002.49		
KIHEI NO.4 FM REPLACEMENT							
GO21-375-310213: Lapse 12/31/21 CBS-3564	300,000.00	300,000.00				300,000.00	
KIHEI LAND APPLICATION SYSTEM							
GO22-376-310214: Lapse 12/31/21 CBS-5520	1,000,000.00	241,549.00	17,141.78			224,407.22	
KIHEI-MAKENA SEWER EXP							
GO21-375-301224: Lapse 12/31/20 CBS-6064	848,778.74	435,757.80	357,819.98	10,763.40	31,249.80	35,924.62	
GO22-376-310211: Lapse 12/31/21 CBS-6064	3,600,000.00	3,282,252.00	177,026.09	2,744,742.06	25,000.00	335,483.85	
KIHEI WWRF GRIT SYS REPLACE							
GO23-377-330210: Lapse 12/31/23 CBS-5026	4,000,000.00	599,991.00				599,991.00	
KIHEI IN-PLANT/EFFLUENT PS UPG							
WM20-303-301306: Lapse 12/31/20 CBS-5029	750,000.00	750,000.00	633,221.12	4,175.57		112,603.31	
GO22-376-310210: Lapse 12/31/21 CBS-5029	1,500,000.00	1,500,000.00	739,594.04	647,486.80	112,919.16		
KIHEI NO.3 FM REPLCMNT							
WM20-303-301307: Lapse 12/31/20 CBS-3563	480,000.00	480,000.00	243,721.27	31,191.34	717.00	204,370.39	
GO23-377-330209: Lapse 12/31/23 CBS-3563	4,800,000.00	4,800,000.00				4,800,000.00	

County of Maui
Capital Improvement Projects Report (Excluding Department of Water Supply)
As of 3/31/2024

APPENDIX A-1

13-909 Wastewater Facilities	Original Appropriation	Alloted To Date	Expenditure Prior Years	Expenditure Current Year	Amount Lapsed	Encumbrance	Allotment Balance
KIHEI WWPS NO.9 MODI/UPGRD							
GO23-377-320209: Lapse 12/31/22 CBS-5028	2,300,000.00	2,300,000.00	175,974.88	111,845.75		2,012,179.37	
GO23-377-340214: Lapse 12/31/24 CBS-5028	500,000.00	500,000.00					500,000.00
NORTH KIEHI MAUKA TRANS							
WM19-303-390010: Lapse 12/31/19 CBS-2321	1,500,000.00	1,500,000.00	857,984.24	34,071.76	3,356.00	604,588.00	
NORTH KIHEI REUSE DIST EXP							
WM23-303-330008: Lapse 12/31/23 CBS-5521	400,000.00	400,000.00			55,250.00	344,750.00	
KIHEI WW PUMP STATION NO 4							
WM23-303-330006: Lapse 12/31/23 CBS-3199	200,000.00	200,000.00				200,000.00	
WM24-303-340008: Lapse 12/31/24 CBS-3199	350,000.00	350,000.00				350,000.00	
NORTH KIHEI R-1 LINE REPLACE							
WM23-303-330007: Lapse 12/31/23 CBS-7246	1,900,000.00	1,900,000.00		597,047.80		1,302,952.20	
WM24-303-340012: Lapse 12/31/24 CBS-7246	450,000.00	450,000.00				446,938.50	3,061.50
	33,778,778.74	27,889,526.80	4,738,640.93	5,466,358.71	657,691.45	13,073,774.21	3,953,061.50
West Maui Community Plan Area							
LAH WWRF RAS/DEWATER UPGRADE							
WM23-303-330032: Lapse 12/31/23 CBS-3575	700,000.00	700,000.00		94,260.56	1,970.00	603,769.44	
NAPILI WWPS #1 MODIFICATIONS							
GO22-376-320221: Lapse 12/31/22 CBS-1177	550,000.00	550,000.00	214,194.08	120,799.00		215,006.92	
LAHAINA FM NO. 3 REPLACEMENT							
WM24-303-340030: Lapse 12/31/24 CBS-5522	300,000.00	300,000.00					300,000.00
NAPILI WWPS NO.3 MODI							
SH/LN-341-320025: Lapse 12/31/22 CBS-1179	4,000,000.00	4,000,000.00				4,000,000.00	
WM23-303-330035: Lapse 12/31/23 CBS-1179	230,000.00	230,000.00			142,064.00	87,936.00	
SH/LN-341-340037: Lapse 12/31/24 CBS-1179	600,000.00	600,000.00				597,816.00	2,184.00
LAHAINA WWRF R-1 PROCESS EXP							
GO23-377-320219: Lapse 12/31/22 CBS-3576	10,500,000.00	10,500,000.00		3,237,000.00		7,263,000.00	
WM23-303-330031: Lapse 12/31/23 CBS-3576	3,100,000.00	3,100,000.00				3,100,000.00	
GO23-377-340232: Lapse 12/31/24 CBS-3576	1,350,000.00	1,350,000.00		293,481.49		1,056,518.51	
KAANAPALI RESORT R-1 WATER DIS							
WM14-303-345374: Lapse 12/31/14 CBS-1952	700,000.00	700,000.00	283,250.00	299,260.00		117,490.00	
WM24-303-340029: Lapse 12/31/24 CBS-1952	150,000.00	150,000.00				150,000.00	
SH/LN-341-340036: Lapse 12/31/24 CBS-1952	8,500,000.00	8,500,000.00					8,500,000.00
NAPILI NO.2 FM REPLACEMENT							
GO21-375-310234: Lapse 12/31/21 CBS-1168	149,988.00	149,988.00	32,066.54	3,619.17		114,302.29	
GO23-377-340233: Lapse 12/31/24 CBS-1168	1,500,000.00						
WEST MAUI RECYCLED WATER PROJ							
ARRA13-327-331183: C150054-23	3,500,000.00	3,500,000.00	3,205,090.33		131,612.00		163,297.67
WM14-303-345377: Lapse 12/31/14 CBS-1124	50,000.00	50,000.00			325.00	49,675.00	
GO21-375-301228: Lapse 12/31/20 CBS-1124	1,500,000.00	1,434,522.00	1,082,296.87			352,225.13	
GO22-376-315232: Lapse 12/31/21 CBS-1124	9,377,540.00	4,575,148.01	69,015.79	2,942,419.22		1,563,713.00	
GO23-377-317232: Lapse 12/31/21 CBS-1124		4,020,000.00				4,020,000.00	
SH/LN-341-320026: Lapse 12/31/22 CBS-1124	7,000,000.00	7,000,000.00	1,701,772.69	1,271,810.00		4,026,417.31	

County of Maui
Capital Improvement Projects Report (Excluding Department of Water Supply)
As of 3/31/2024

APPENDIX A-1

13-909 Wastewater Facilities	Original Appropriation	Alloted To Date	Expenditure Prior Years	Expenditure Current Year	Amount Lapsed	Encumbrance	Allotment Balance
GO23-377-326222: Lapse 12/31/22 CBS-1124	5,965,458.45	5,965,458.45	225,728.51	261,151.12		5,478,578.82	
SH/LN-341-330038: Lapse 12/31/23 CBS-1124	5,000,000.00	5,000,000.00			4,908,790.00	91,210.00	
LAHAINA RECYCLE WATER FM CONST							
WM24-303-340031: Lapse 12/31/24 CBS-6080	850,000.00	850,000.00					850,000.00
NAPILI WWPS #2 MODIFICATIONS							
GO21-375-310236: Lapse 12/31/21 CBS-1178	393,244.00	393,244.00	223,286.52	100,743.00		69,214.48	()
GO23-377-340235: Lapse 12/31/24 CBS-1178	1,000,000.00						
NAPILI WWPS #4 MODIFICATIONS							
SH/LN-341-310038: Lapse 12/31/21 CBS-1180	4,600,000.00	4,600,000.00	2,006,906.84	200,882.86	333,600.00	2,058,610.30	
WM23-303-330036: Lapse 12/31/23 CBS-1180	370,000.00	370,000.00				370,000.00	
NAPILI NO.1 FM REPLACEMENT							
GO22-376-320220: Lapse 12/31/22 CBS-1167	291,915.00	291,915.00	174,866.00	65,261.48		51,787.52	
WM23-303-330033: Lapse 12/31/23 CBS-1167	400,000.00	400,000.00				400,000.00	
LAHAINA WWRF ER GENERATOR RPLC							
WM22-303-320023: Lapse 12/31/22 CBS-5548	500,000.00	500,000.00	484,595.34		7,458.00	7,946.66	
W MAUI EPA COMPL SEWER REHAB							
GO21-375-310233: Lapse 12/31/21 CBS-1146	123,468.42	123,468.42	106,238.95			17,229.47	
WM22-303-320024: Lapse 12/31/22 CBS-1146	2,000,000.00	2,000,000.00			122,066.00	1,877,934.00	
GO23-377-340234: Lapse 12/31/24 CBS-1146	2,000,000.00						
	77,251,613.87	71,903,743.88	9,809,308.46	8,890,687.90	5,647,885.00	37,740,380.85	9,815,481.67
Lanai Community Plan Area							
LANAI WWR RECLAMATION FAC PLAN							
WM22-303-320012: Lapse 12/31/22 CBS-4591	150,000.00	150,000.00	18,475.42	7,003.35	124.00	124,397.23	
LANAI WW TRMT POND RENOVATION							
WM23-303-330013: Lapse 12/31/23 CBS-7250	2,000,000.00	2,000,000.00	29,852.25	86,319.69		1,883,828.06	
WM24-303-340015: Lapse 12/31/24 CBS-7250	500,000.00	500,000.00				500,000.00	
	2,650,000.00	2,650,000.00	48,327.67	93,323.04	124.00	2,508,225.29	0.00
Molokai Community Plan Area							
WWRF RENOVATIONS AERATION BSN							
GO21-375-310208: Lapse 12/31/21 CBS-1119	507,939.00	507,939.00	471,557.94	30,369.15		6,011.91	
Countywide							
CW EPA DECREE COMPLIANCE PRJ							
WM14-303-345378: Lapse 12/31/14 CBS-1132	750,000.00	750,000.00	680,005.00		40,500.00	29,495.00	
WM20-303-301C04: Lapse 12/31/20 CBS-1132	500,000.00	500,000.00	132,059.70		3,279.00	364,661.30	
WM21-303-310C03: Lapse 12/31/21 CBS-1132	500,000.00	500,000.00	51,405.44		370,090.33	78,504.23	
WM22-303-320C03: Lapse 12/31/22 CBS-1132	500,000.00	500,000.00	26,131.21		71,654.91	402,213.88	
WM23-303-330C03: Lapse 12/31/23 CBS-1132	1,500,000.00	1,500,000.00			7,422.00	1,492,578.00	
WM24-303-340C02: Lapse 12/31/24 CBS-1132	1,000,000.00	1,000,000.00				597,120.00	402,880.00
CW EPA COMPLIANCE WWRF							
WM21-303-310C01: Lapse 12/31/21 CBS-1119	1,000,000.00	1,000,000.00	378,972.00	396,522.74		224,505.26	()
WM22-303-320C01: Lapse 12/31/22 CBS-1119	4,000,000.00	4,000,000.00	1,064,374.17	52,896.50	843.82	2,881,885.51	
WM23-303-330C01: Lapse 12/31/23 CBS-1119	4,000,000.00	4,000,000.00	41,783.21	107,360.10	675.99	3,850,180.70	

County of Maui
Capital Improvement Projects Report (Excluding Department of Water Supply)
As of 3/31/2024

APPENDIX A-1

13-909 Wastewater Facilities	Original Appropriation	Alloted To Date	Expenditure Prior Years	Expenditure Current Year	Amount Lapsed	Encumbrance	Allotment Balance
WM24-303-340C03: Lapse 12/31/24 CBS-1119	4,150,000.00	4,150,000.00				106,950.00	4,043,050.00
KIHEI WWRF CENTRAL LAB TRAILER							
GO22-376-310205: Lapse 12/31/21 CBS-1119	1,000,000.00	199,474.00	175,236.70			24,237.30	
CW WW SYSTEM MODIFICATIONS							
WM18-303-389C03: Lapse 12/31/18 CBS-1128	1,000,000.00	1,000,000.00	987,258.64		11,791.26	950.10	
WM20-303-301C03: Lapse 12/31/20 CBS-1128	1,000,000.00	1,000,000.00	583,764.83	84,577.22	199,642.46	132,015.49	
WM21-303-310C02: Lapse 12/31/21 CBS-1128	1,000,000.00	1,000,000.00	872,046.91	2,263.00	66,384.09	59,306.00	
WM22-303-320C02: Lapse 12/31/22 CBS-1128	1,000,000.00	1,000,000.00	924,918.72	4,451.75	292.33	70,337.20	
WM23-303-330C02: Lapse 12/31/23 CBS-1128	1,500,000.00	1,500,000.00	680,956.28	401,303.91	78,117.68	339,622.13	
WM24-303-340C05: Lapse 12/31/24 CBS-1128	3,000,000.00	3,000,000.00				2,788,938.08	211,061.92
CW WW RTU UPGRADES							
WM21-303-310C04: Lapse 12/31/21 CBS-5040	1,600,000.00	1,600,000.00	1,563,525.85	3,206.00	80.00	33,188.15	
CW WW PROJECT MANAGEMENT							
WM24-303-340C04: Lapse 12/31/24 CBS-7878	2,000,000.00	2,000,000.00					2,000,000.00
	31,000,000.00	30,199,474.00	8,162,438.66	1,052,581.22	850,773.87	13,476,688.33	6,656,991.92
TOTAL Wastewater Facilities	172,039,821.49	160,996,803.68	25,729,363.37	16,045,100.45	13,504,614.82	84,892,189.95	20,825,535.09

County of Maui
Capital Improvement Projects Report (Excluding Department of Water Supply)
As of 3/31/2024

APPENDIX A-1

<u>13-909 Wastewater Facilities</u>	Original Appropriation	Alloted To Date	Expenditure Prior Years	Expenditure Current Year	Amount Lapsed	Encumbrance	Allotment Balance
TOTAL CAPITAL PROJECTS FUND	862,259,305.99	795,268,288.80	234,027,397.10	73,314,896.15	29,945,631.53	356,752,138.86	101,228,225.16

Countywide Capital Improvement Projects as of
March 31, 2024

APPENDIX A-1

Project Number	Index	Project Title	Appropriation	Actual Expenditure	Encumbrance	Contract No.	Description
CBS-3182	340000	CW ENV'TAL COMP SYS DSGN/CTNS	750,000.00				
	340105	CW ENV'TAL CML PH VB-EXT 80FT		97,796.91		C8001	Engineering services
	340108	CW ENV'TAL MOLOKAI LF PH-V		244,539.91		C7504	Disposal cell improvements
	340111	CW ENVTL COMP SYS CM LF GAS U		6,767.37		C7703	Prep & Implement RFP
	340122	CW ENVTL COMP CML PH III-B P1			111,741.98	C7967	Construction improvements
						C8151	Land surveying services
	340137	CW ENVTL COMP CML OP FACILITY			33,102.61	C8151	Land surveying services
	Total		750,000.00	349,104.19	144,844.59		
CBS-7867	340001	CW PRTL CLOSURE OF ACTV LNDFLS	50,000.00				
	Total		50,000.00	0.00	0.00		
CBS1132	340002	CW EPA COMPLIANCE PRJ	1,000,000.00				
	340116	CW EPA COMP KAUNAKAKAI SEWR P1			589,000.00	C8081	Assessments & Laterals; Construction
	340138	CW EPA COMP IAO VALLEY SWR REH			8,120.00	C7094	Engineering services
	Total		1,000,000.00	0.00	597,120.00		
CBS-1119	340003	CW EPA COMPLIANCE WWRF	4,150,000.00				
	340154	CW EPA COMP/LAHAINA WWRF EXPAN			106,950.00	C7706	Expansion filters & flow equalization
	Total		4,150,000.00	0.00	106,950.00		
CBS-7878	340004	CW WW PROJECT MANAGEMENT	2,000,000.00				
	Total		2,000,000.00	0.00	0.00		
CBS-1128	340005	CW WW SYSTEM MODIFICATIONS	3,000,000.00				
	340103	CW WW SYS MOD LAHAINA WWRF R1			530,841.00	C7070	Tertiary Filters/UV System Improvements
	340106	CW WW SYS MOD KAA NAPALI R1 WTR			307,931.00	C5590	Engineering services
	340112	CW WW SYS MOD WAIEHU KOU WWPS			435,340.00	C8073	Engineering services
	340120	CW WW SYS NAPILI 4 PS MODIFICA			522,024.62	C7444	Renovations
	340126	CW WW SYS WAIKAPU-WAILUKU DIV			105,795.00	C8095	Diversion Pump Station; Engineering services
	340130	CW WW SYS KIHEI NO.3 FM REPLAC			855,343.00	C8087	Construction
	340135	CW WW SYS KIHEI WWRF EPS RENOV			31,663.46	C7532	Effluent pump station renovations
	Total		3,000,000.00	0.00	2,788,938.08		
	CBS-1003	340038	CW FIRE FACILITIES	241,000.00			
340039		CW FIRE FACILITY COND ASSESS	300,000.00				
340114		CW FIRE FAC/KAMAOLE TOWR PAINT				PO 436144	Painting services
						PO 436147	
						PO 436151	
	340132	CW FIRE FAC/WAILEA STN FUEL TA		51,029.57	23,000.00	C7881	Fuel tank replacement
	Total		541,000.00	51,029.57	23,000.00		
CBS_3232	340045	CW PARK PLAYGROUND IMPROVEMENT	1,600,000.00				
	340046	CW PLAYGROUND IMP PAANI MAUI	150,000.00				

Countywide Capital Improvement Projects as of
March 31, 2024

APPENDIX A-1

Project Number	Index	Project Title	Appropriation	Actual Expenditure	Encumbrance	Contract No.	Description
	340047	CW PLAYGROUND IMP HALIIMAILE	150,000.00				
	Total		1,900,000.00	0.00	0.00		
CBS-1117	340048	CW PARKS ADA IMPROVEMENTS	500,000.00				
	340113	CW PARKS ADA IRON MAEHARA STDM			304,461.20	C7522	Construction improvements
	Total		500,000.00	0.00	304,461.20		
CBS-4581	340049	CW PARKS FACILITIES	500,000.00				
	340050	CW PARKS FAC EDDIE TAM	100,000.00				
	340123	CW PARKS FAC KIHEI COMM HVAC I				C8098	HVAC Improvements
				50.00	3,685.41	RPG0304A	
	340131	CW PARKS FAC VELMA SANTOS IMP				C7487	Construction management, construction
					79,710.00	C7792	
	340136	CW PARKS FAC LANAI SKATE PARK			22,500.00	C5713	Design/consulting services
	340144	CW PARKS FAC KEPANIWAI HERITAG			1,789.00	C7748	Construction services
	340146	CW PARKS FAC LIHIKAI SCH PARK		500.00		RPG0307B	NPDES renewal fee
	340147	SW PARKS FAC WELLS PARK			41,720.00	C6855	Improvements
	340148	SW PARKS FAC IRON MAEHARA STDM				C6393	Engineering Services, construction services
					2,500.15	C7522	
	340149	CW PARKS FAC LANAI YOUTH CENTER			58,300.00	C7984	Engineering Services
	Total		600,000.00	550.00	210,204.56		
CBS-1010	340069	CW POLICE FACILITIES	2,714,000.00				
	340156	CW POLICE FAC/FORENSIC FAC AC			26,132.00	C7785	AC improvements
	Total		2,714,000.00	0.00	26,132.00		
CBS-7879	340270	RADIOSYSTEM FACILITY UPGRADES	3,980,000.00				
	340201	RADIOSYS FAC LAHAINA ANTENNAE			149,731.56	C5215	Engineering services
	Total		3,980,000.00	0.00	149,731.56		
CBS-7232	340073	CW DPW BASEYARD FACILITIES	300,000.00				
	340110	CW DPW BASEYD/CW FAC CESSPOOL		50,606.79	139,393.21	C7998	Design/Engineering services
	Total		300,000.00	50,606.79	139,393.21		
CBS-6070	340074	CW FACILITY MAINTENANCE PROGRA	1,025,000.00				
	Total		1,025,000.00	0.00	0.00		
CBS-7232	340275	CW DPW BASEYARD FACILITIES	2,300,000.00				
	340202	CW DPW BASE/MAKAWAO EQUIP STOR			377,698.63	C8103	Design, Permitting, Construction Management
	340203	CW DPWBASE FAC/LANAI BASEYARD			243,200.00	C8036	Construction Management services
	Total		2,300,000.00	0.00	620,898.63		
CBS-6070	340276	CW FACILITY MAINTENANCE PROGRA	4,250,000.00				

Countywide Capital Improvement Projects as of
March 31, 2024

APPENDIX A-1

Project Number	Index	Project Title	Appropriation	Actual Expenditure	Encumbrance	Contract No.	Description
	340204	CW FAC KOM FACADE REPAIR				C7524	Concrete restoration
					1,305,091.11	C8135	
	Total		4,250,000.00	0.00	1,305,091.11		
CBS-6069	340077	CW BRIDGE/DRAINAGE PROGRAM	4,000,000.00				
	340078	CW BRIDGE/DRAIN WAIAKOA BRIDGE	500,000.00				
	340079	CW BRIDGE/DRAIN FLOOD PREVENT	1,250,000.00				
	340101	CW BRIDGE/DRAIN REVIEW FEES				RPGOD06B	SOH fees
						RPGO307B	
				5,145.70		RPVO315B	
	340124	CW BRIDGE/DRAIN W MAUI DAM SFT		8,961.29	328,335.71	C8040	Engineering services
	340145	CW BRIDGE/KAUPAKALUA BRIDGE		77,036.23	4,054.53	PO 411562	Construction services
	340153	CW BRIDGE/AWALAU RD		299,004.34		PO 411732	Construction services
	Total		5,750,000.00	390,147.56	332,390.24		
CBS-6633	340280	CW DRAINLINE REPLACEMENT PROGR	5,000,000.00				
	340207	CW DRAIN/WAILEA/MAKENA CULVRT		29,368.91	615,168.09	C8125	Consulting services
	Total		5,000,000.00	29,368.91	615,168.09		
CBS-5022	340081	CW FEDERAL AID PROGRAM	4,221,000.00				
	340127	CW FED AID PAUWELA BRIDGE RPLC			536,886.00	C7878	Planning and Design services
	340141	CW FED AID ONEHEE AVE RDWY IMP			57,978.11	C7548	Construction services
	Total		4,221,000.00	0.00	594,864.11		
CBS-1023	340082	CW RD RESURF/PVMNT PRESVRTN	7,000,000.00			C8060	Asphalt material, street survey monyments,
	340096	CW RD RESURF/PVMNT CATCHALL				C8061	resurfacing plans and equipment
						C8107	
						PO 437819	
						PO 438190	
						PO 438194	
				71,155.90	1,148,649.80	PO 438899	
	340097	CW RD RESURF/PVMT REVIEW FEES		29,273.03		RPGOD06B	SOH DOT Engineering Services
	340118	CW RD RESURF/UPCNTRY/HAIKU DIS		103,700.00		C8075	Engineering services
	340125	CW RD RESURF/PIILANI HWY PVMNT			1,221,828.03	C8115	Pavement reconstruction
	340128	CW RD RESURF/L KULA/KEPA RD EM			162,000.00	C8117	Engineering services
	340129	CW RD RESURF/CNTRL-S-W MAUI DI			106,958.66	C8083	Pavement reconstruction
	340133	CW RD RESURF/PUK SBD PVMT REC			222,123.62	C8111	Pavement reconstruction
	340139	CW RD RESURF/KULANIHAKOI BR/WA		38,100.70	11,499.30	PO 437928	Engineering services
	340150	CW RD RESURF/LAHAINA TOWN SURV			455,000.00	C8165	Land surveying and mapping
	340155	CW RD RESURF/UPCNTRY DIST RESU		82,813.77	62,826.03	C7550	Pavement reconstruction
	Total		7,000,000.00	325,043.40	3,390,885.44		
CBS-6067	340083	CW TRAFFIC/SAFETY PROGRAM	4,130,000.00				

Countywide Capital Improvement Projects as of
March 31, 2024

APPENDIX A-1

Project Number	Index	Project Title	Appropriation	Actual Expenditure	Encumbrance	Contract No.	Description
	340084	CW TRF/SFTY - WEST MAUI CC DT	77,334.00				
	340098	CW TRF/SFTY CATCHALL				C7468 C7929	Engineering services, street light install
				4,495.12	139,732.53	RPVO315B	
	340099	CW TRF/SFTY REVIEW FEES		4,496.03		RPGO307B	SOH Fees
	340109	CW TRF/SFTY COM TRAFFIC CALMIN			800,000.00	C7999	Engineering services
	340119	CW TRF/OLD HALEAKALA SIDEWK IM			385,410.92	C7134	Construction
	340121	CW TRF/OHUKAI RD SIDEWLK IMPRV			6,600.00	C6706	Engineering services
	340142	CW TRF/KEAWE ST TRAFFIC SIGNAL		43,065.95		PO 437927	Roadway safety improvements
	340143	CW TRF/HOLOMUA RD STREET LIGHT		23,837.28		RPGO214B	Roadway safety improvements
	Total		4,207,334.00	75,894.38	1,331,743.45		
CBS-1023	340285	CW RD RESURF/PVMNT PRESRVTN	6,050,000.00				
	340286	CW RD RESF/PVMT PRSV EAST MAUI	2,000,000.00				
	340205	CW RD RESF/PVMT PIIHOLO RD PVM			52,520.00	C7735	Engineering services
	340206	CW RD RESF/MILLYARD SUBDV PVMT			938,795.00	C8078	Pavement reconstruction
	Total		8,050,000.00	0.00	991,315.00		
CBS-7870	340287	EAST MAUI ROCKFL & EMBNK REPR	3,900,000.00				
	Total		3,900,000.00	0.00	0.00		
CBS-1039	340292	BUS STOPS & SHELTERS	600,000.00				
	Total		600,000.00	0.00	0.00		
Grand Total			67,788,334.00	1,271,744.80	13,673,131.27		

County of Maui
Capital Improvement Program by District Job and Index
Fiscal Year Ending 6/30/2024 - as of 3/31/2024

02 Paia-Haiku			Prior Year	Amended	Working	Year	Current	Balance
Job	SFND	Index	Encumbrance / Carryover	Budget / Lapses	Budget less Lapses	to Date Expended	Encumbrance 03/31/2024	Available
552	524060	UPCOUNTRY RELIABLE CAP-US GEOL		800,000	800,000			800,000
		District *** Paia-Haiku	0	800,000	800,000	0	0	800,000

County of Maui
Capital Improvement Program by District Job and Index
Fiscal Year Ending 6/30/2024 - as of 3/31/2024

03 Makawao-Pukalani-Kula			Prior Year	Amended	Working	Year	Current	Balance
Job	SFND	Index	Encumbrance	Budget /	Budget	to Date	Encumbrance	Available
			/ Carryover	Lapses	less Lapses	Expended	03/31/2024	
	552	524040		2,500,000	2,500,000			2,500,000
	552	524050		200,000	200,000			200,000
1104	552	529520	1,838,623		1,838,623	666,858	241,031	930,734
14-05	552	524750	6,929		6,929		6,929	
17-02	564	547020	88,467		88,467		88,467	
23-35	552	523800	5,000,000	(4,274,695)	725,305	223,880	501,425	
66.468	553	539070	890,787		890,787	800,973	89,814	
		District *** Makawao-Pukalani-Kula	7,824,806	(1,574,695)	6,250,111	1,691,711	927,666	3,630,734

County of Maui
Capital Improvement Program by District Job and Index
Fiscal Year Ending 6/30/2024 - as of 3/31/2024

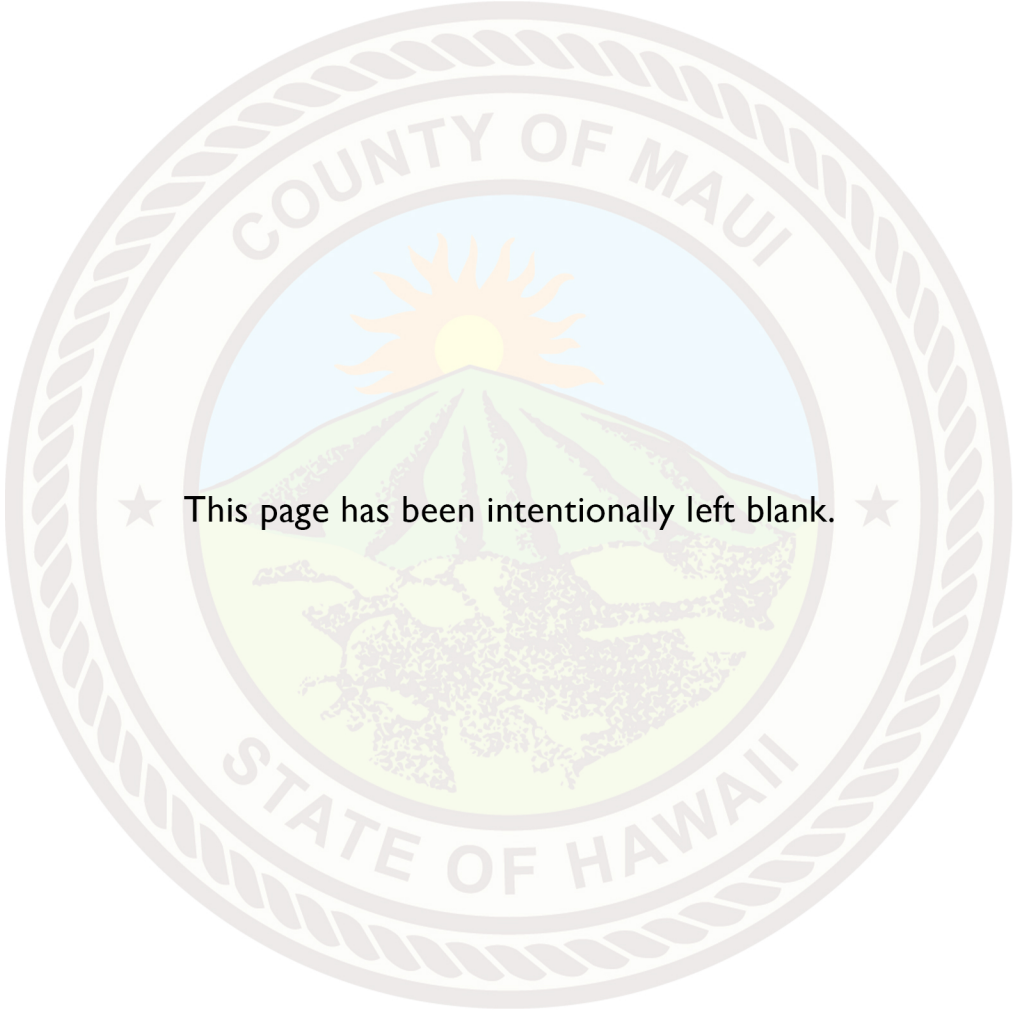
04 Wailuku-Kahului			Prior Year	Amended	Working	Year	Current	Balance
Job	SFND	Index	Encumbrance	Budget /	Budget	to Date	Encumbrance	Available
			/ Carryover	Lapses	less Lapses	Expended	03/31/2024	
	549	533200	KANAHA BEACH PRK GREYWTR REUSE	1,250,000			1,250,000	
	564	544035	WAIEHU HEIGHTS WELL 1 REPLCMNT		300,000			300,000
01-38	549	531120	CW RELIABLE CAP MALUHIA WELL	500,948			500,948	
11-01	542	501030	KAHULUI TANK II - CONSTRUCTION	1,750,000			1,750,000	
17-03	564	547030	CENTRAL MAUI RELIABLE CAPACITY	308,061			308,061	
18-09	552	529050	CENTRAL MAUI RELIABLE CAPACITY	74,561		23,346	51,215	
23-04	564	543430	CENTRAL MAUI RELIABLE CAPACITY	1,300,000	(398,286)	92,966	808,748	
23-05	552	523560	WAIEHU HEIGHTS WELL 1 REPLACEM	272,865		68,980	203,885	
ORD 5122	549	536120	KANAHA BEACH GREYWATER REUSE	400,604			400,604	
ORD#5572	552	524070	1888 Wili Pa Loop Bldg Imprvt		400,000	7,500	374,850	17,650
			District *** Wailuku-Kahului	5,857,039	301,714	192,792	5,648,311	317,650

County of Maui
Capital Improvement Program by District Job and Index
Fiscal Year Ending 6/30/2024 - as of 3/31/2024

06 West Maui			Prior Year	Amended	Working	Year	Current	Balance
Job	SFND	Index	Encumbrance / Carryover	Budget / Lapses	Budget less Lapses	to Date Expended	Encumbrance 03/31/2024	Available
	552	523960	WEST MAUI RELIABILITY	7,200,000	(7,132,819)	67,181	14,413	52,768
	564	544045	WEST MAUI RELIABILITY CAPACITY		900,000	900,000		900,000
1106	552	529540	WEST MAUI SOURCE DEVELOPMENT	82,146		82,146	22,675	59,471
15-04	564	542230	WEST MAUI RELIABILITY	51,359		51,359	34,326	12,240
15-04	564	543230	WEST MAUI RELIABILITY CAPACITY	11,982,621	(11,638,178)	344,443	187,428	157,014
20-04	558	561000	WEST MAUI RELIABLE CAPACITY	86,133		86,133	6,256	79,877
2004	552	520950	WEST MAUI RELIABLE CAPACITY	355,745		355,745	57,208	298,537
		District *** West Maui		19,758,004	(17,870,997)	1,887,007	322,306	659,907

County of Maui
Capital Improvement Program by District Job and Index
Fiscal Year Ending 6/30/2024 - as of 3/31/2024

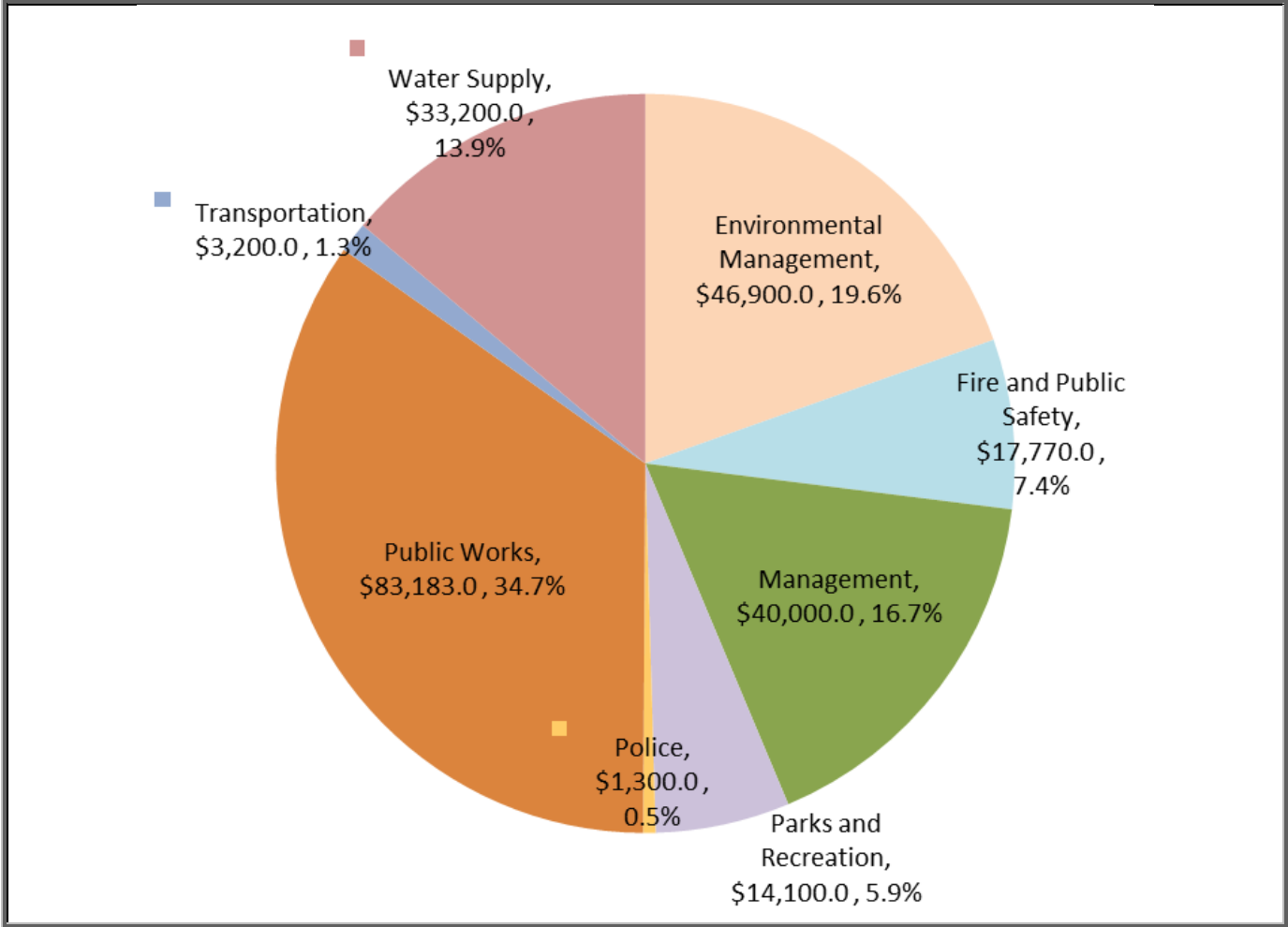
09 Countywide			Prior Year	Amended	Working	Year	Current	Balance
Job	SFND	Index	Encumbrance / Carryover	Budget / Lapses	Budget less Lapses	to Date Expended	Encumbrance 03/31/2024	Available
	552	524010	CW FACILITY IMPROVEMENTS		700,000	700,000	10,471	689,529
	552	524020	CW UPGRADES & REPLACEMENTS		4,050,000	4,050,000	2,422,011	1,627,989
	552	524030	CW WATER SYSTEM MODIFICATION		250,000	250,000	46,722	203,278
	564	544025	CW UPGRADES/RPLCMNT		700,000	700,000		700,000
13-04	552	523540	COUNTYWIDE FACILITY IMPROVEMTS	176		176	176	
16-04	552	526040	CW UPGRADES & REPLACEMENT	65,737		65,737	65,737	
2001	552	520900	CTYWDE FACILITY IMPROVEMENTS	43,309		43,309	25,552	17,756
2002	552	520910	CNTYWDE UPGRDES/RPLCMNT	555,612		555,612	454,655	100,957
2003	552	520920	CNTYWDE WTR SYSTM MDIFCATION	1,300		1,300	1,300	
21-01	552	521640	CW FACILITY IMPROVEMENTS	755,284		755,284	52,097	703,187
21-02	552	521650	CW UPGRADES/RPLCMNT	1,439,110		1,439,110	1,290,133	148,977
21-03	552	521660	CW WTR SYSTEM MODIFICATIONS	75,377		75,377	9,585	65,792
22-01	552	522940	CW FACILITY IMPROVEMENTS	39,366		39,366		39,366
22-02	552	522950	CW WATER SYSTEM MODIFICATION	170,070		170,070	4,477	165,593
22-03	552	522970	CW UPGRADES & REPLACEMENTS	1,115,017		1,115,017	766,628	348,388
23-01	552	523640	CW FACILITY IMPROVEMENTS	4,572,500	(165,641)	4,406,859	127,500	4,279,359
23-02	552	523660	CW WATER SYSTEM MODIFICATION	500,000	(160,256)	339,744	130,955	208,788
23-03	552	523650	CW UPGRADES & REPLACEMENTS	14,161,588	(500,000)	13,661,588	2,715,989	10,945,599
		District *** Countywide	23,494,446	4,874,103	28,368,549	5,589,518	19,558,232	3,220,796
		Grand Total	56,934,295	(13,469,875)	43,464,420	7,796,327	26,794,116	8,873,973



★ This page has been intentionally left blank. ★

Capital Program Summaries

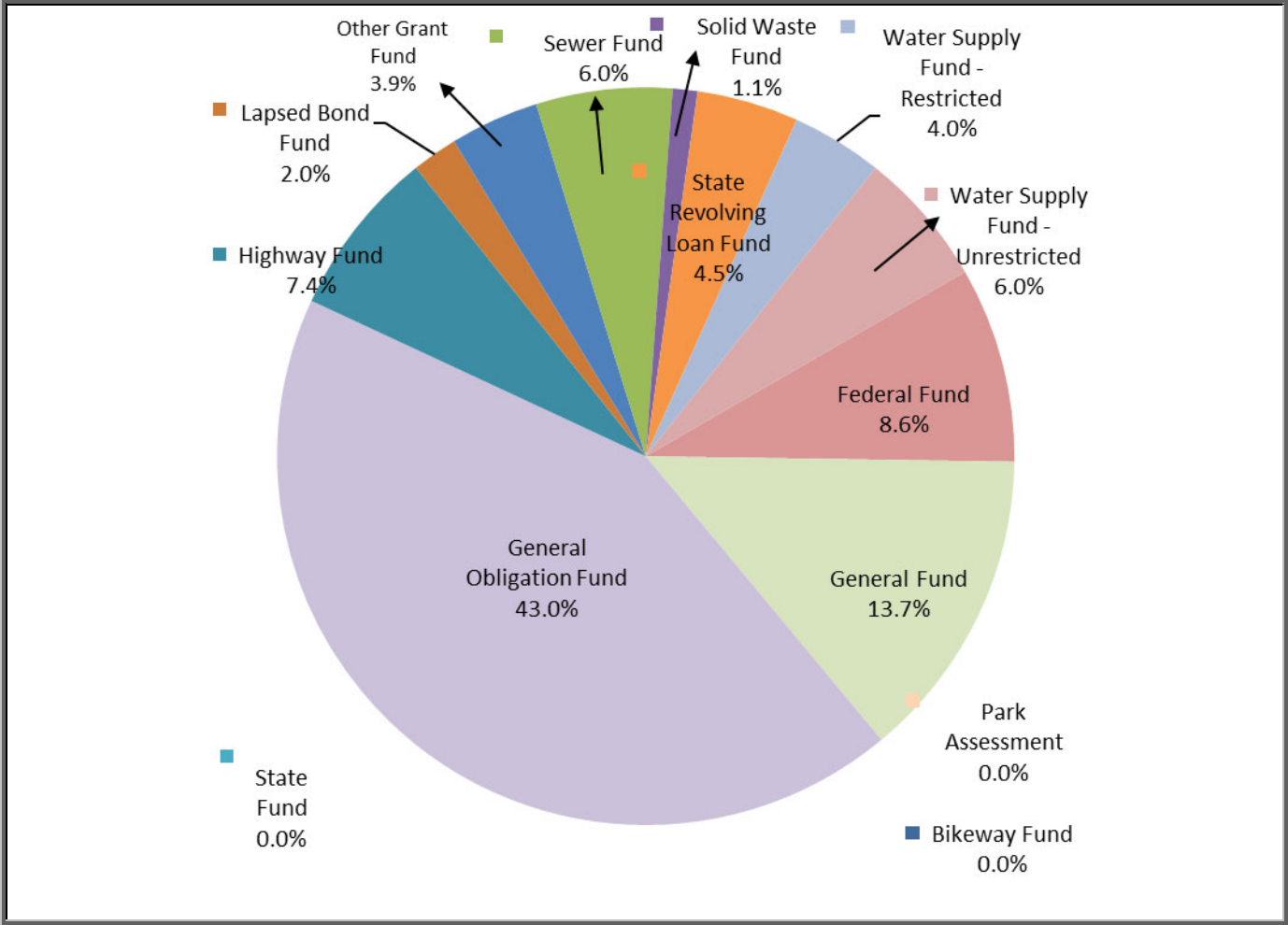
Project Summary by Department



Department	FY 2025 Adopted
Environmental Management	\$46,900,000
Fire and Public Safety	\$17,770,000
Management	\$40,000,000
Parks and Recreation	\$14,100,000
Police	\$1,300,000
Public Works	\$83,183,000
Transportation	\$3,200,000
Water Supply	\$33,200,000
Total	\$239,653,000

Capital Program Summaries

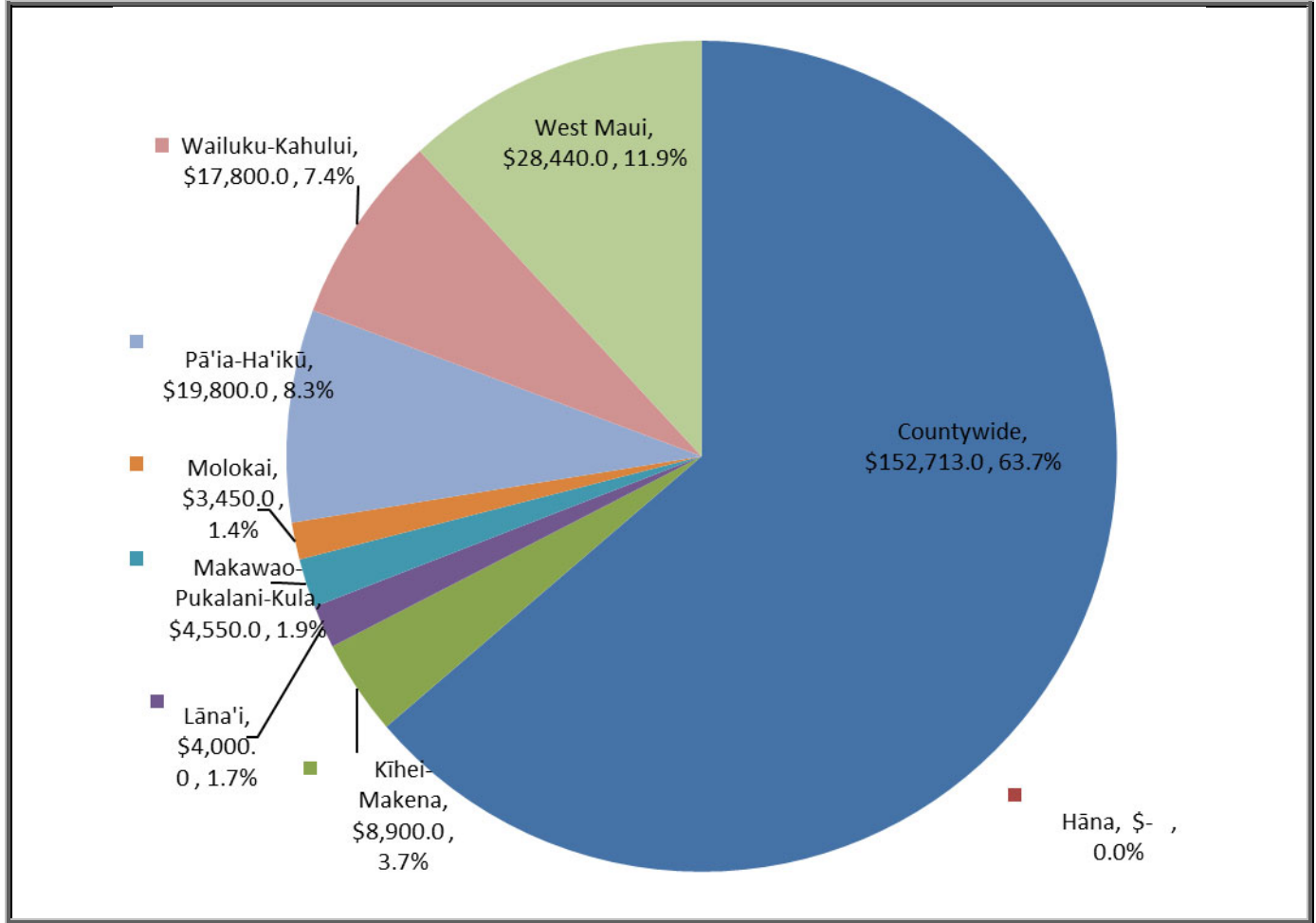
Project Summary by Fund Type



Fund Type	FY 2025 Adopted
Bikeway Fund	\$0
Federal Fund	\$20,533,000
General Fund	\$32,885,000
General Obligation Fund	\$102,973,839
Highway Fund	\$17,650,000
Lapsed Bond Fund	\$4,811,161
Other Grant Fund	\$9,350,000
Park Assessment	\$0
Sewer Fund	\$14,300,000
Solid Waste Fund	\$2,600,000
State Fund	\$0
State Revolving Loan Fund	\$10,700,000
Water Supply Fund - Restricted	\$9,590,000
Water Supply Fund - Unrestricted	\$14,260,000
TOTAL	\$239,653,000

Capital Program Summaries

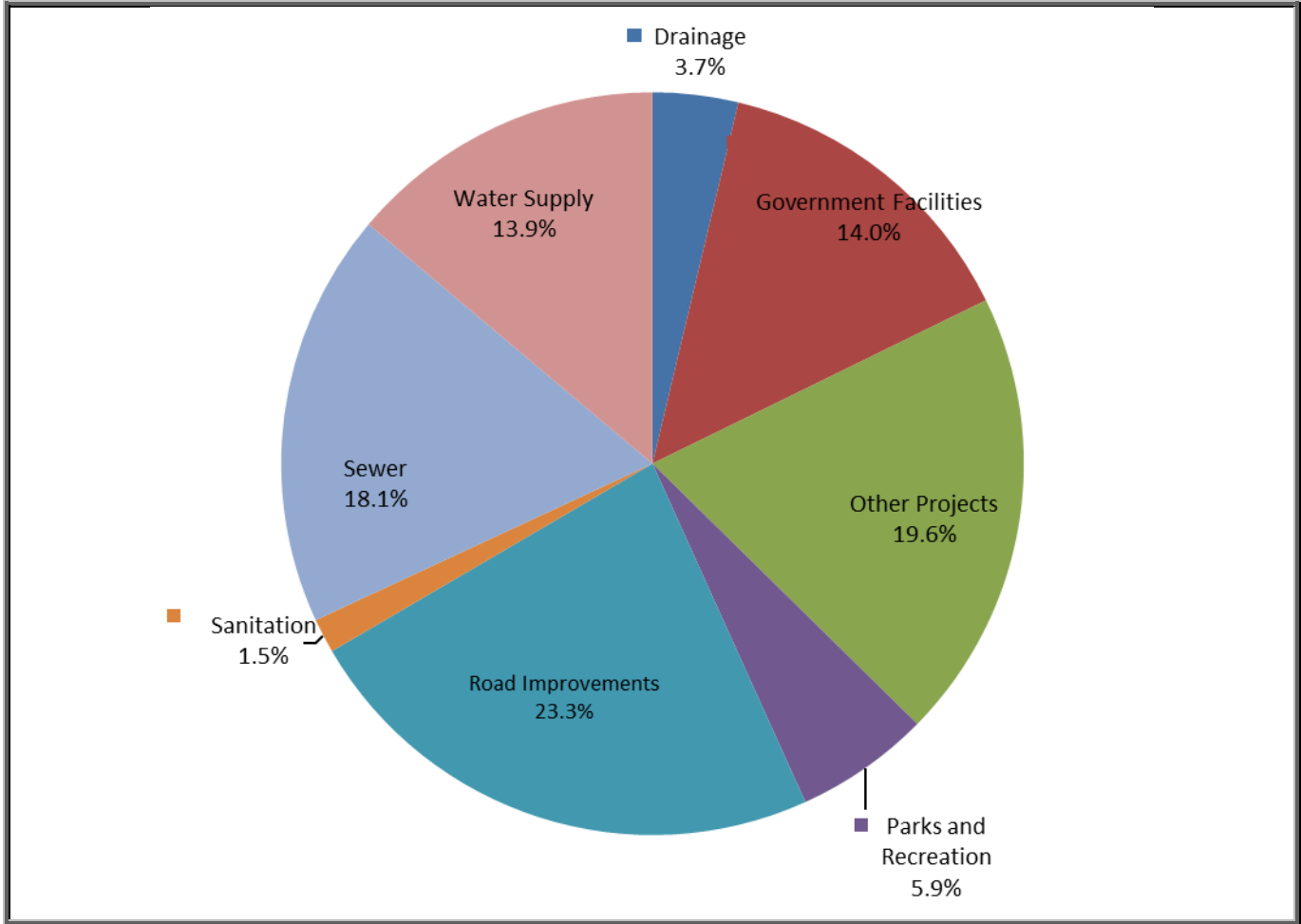
Project Summary by District



District	FY 2025 Adopted
Countywide	\$152,713,000
Hāna	\$0
Kīhei-Makena	\$8,900,000
Lāna'i	\$4,000,000
Makawao-Pukalani-Kula	\$4,550,000
Molokai	\$3,450,000
Pā'ia-Ha'ikū	\$19,800,000
Wailuku-Kahului	\$17,800,000
West Maui	\$28,440,000
Total	\$239,653,000

Capital Program Summaries

Project Summary by Project Type



Project Type	FY 2025 Adopted
Drainage	\$8,915,000
Government Facilities	\$33,620,000
Other Projects	\$47,000,000
Parks and Recreation	\$14,100,000
Road Improvements	\$55,918,000
Sanitation	\$3,600,000
Sewer	\$43,300,000
Water Supply	\$33,200,000
TOTAL	\$239,653,000

Six-Year Capital Program

Countywide

Project Type	CBS No	Project Name	Fund	\$ in 1000's		
				Fiscal Year		
				2025	2026-2030	6-Yr Total
Drainage	CBS-6069	Countywide Bridge and Drainage Program	GF	5,915	33,000	38,915
	CBS-6633	Countywide Drainline Replacement Program	GB	3,000	28,000	31,000
Government Facilities	CBS-7232	Countywide DPW Baseyard Facilities Program	GB	3,750	0	3,750
			GF	3,550	57,300	60,850
	CBS-6070	Countywide Facilities Maintenance Program	GF	3,650	14,325	17,975
	CBS-1003	Countywide Fire Facilities	GF	870	0	870
	CBS-1010	Countywide Police Facilities	GF	1,300	0	1,300
Other Projects	CBS-1039	Bus Stops and Shelters	GB	600	3,000	3,600
	CBS-7870	Countywide Rockfall and Embankment Repairs	GB	7,400	50,700	58,100
	CBS-xxxx	Pump Station Temporary Repairs	GB	5,000	0	5,000
	CBS-xxxx	Road and Sidewalk repairs related to the August 2023 Wildfires	GB	5,000	4,000	9,000
	CBS-xxxx	Roadway Connectivity for evacuation	GB	5,000	10,000	15,000
	CBS-xxxx	Roadway Connectivity for evacuation - land acquisition	GB	8,000	0	8,000
	CBS-xxxx	Storm Drainage, Flood Control, and Water Quality Improvements	GB	8,000	0	8,000
	CBS-xxxx	Fire Flow Improvements to Water System	GB	8,000	0	8,000
Parks and Recreation	CBS-8396	Countywide Construction Project Management	GF	2,000	10,000	12,000
	CBS-3232	Countywide Park Playground Improvements	GF	1,500	5,000	6,500
	CBS-1117	Countywide Parks Americans with Disabilities Act Improvements	GF	500	2,500	3,000
Road Improvements	CBS-4581	Countywide Parks Facilities	GF	1,000	5,000	6,000
	CBS-5022	Countywide Federal Aid Program	FD	20,533	61,050	81,583
			GB	10,435	24,563	34,998
	CBS-1023	Countywide Road Resurfacing and Pavement Preservation	GB	1,700	0	1,700
			HF	10,550	54,800	65,350
	CBS-6067	Countywide Traffic and Safety Program	GF	100	0	100
			HF	6,800	47,425	54,225

Six-Year Capital Program

Countywide (Cont'd)

				\$ in 1000's		
				Fiscal Year		
Project Type	CBS No	Project Name	Fund	2025	2026-2030	6-Yr Total
Sanitation	CBS-3182	Environmental Compliance System Design and Construction	SW	750	0	750
	CBS-3565	Integrated Solid Waste Management Plan Update	SW	50	0	50
Sewer	CBS-1119	Countywide Environmental Protection Agency (EPA) Compliance Wastewater Reclamation Facility Renovation Projects	GB	2,700	0	2,700
			WF	1,800	14,000	15,800
	CBS-1132	Countywide Environmental Protection Agency (EPA) Compliance Projects	WF	500	3,500	4,000
	CBS-7878	Countywide Wastewater Project Management	WF	1,000	0	1,000
	CBS-1128	Countywide Wastewater System Modifications	WF	2,000	6,000	8,000
Water Supply	CBS-1075	Countywide Facility Improvements	WU	4,860	57,183	62,043
	CBS-2299	Countywide Upgrades and Replacements	OG	6,050	11,000	17,050
			WR	200	0	200
			WU	8,400	60,041	68,441
	CBS-4615	Countywide Water System Modification	WU	250	2,000	2,250
Total Countywide				152,713	564,387	717,100

Six-Year Capital Program

Kihei-Makena

				\$ in 1000's		
				Fiscal Year		
Project Type	CBS No	Project Name	Fund	2025	2026-2030	6-Yr Total
Road Improvements	CBS-1926	North South Collector Road - Lokelani School to Auhana Road	HF	0	2,550	2,550
	CBS-2309	North South Collector Road (Waipu'ilani Street to Kaonoulu Street)	FD	0	68,338	68,338
			HF	0	30,489	30,489
Sewer	CBS-3198	Kihei Wastewater Pump Station No. 3 Modification/Upgrade	WF	400	4,000	4,400
	CBS-3570	Kihei Wastewater Pump Station No. 7 Relocation	SRF	0	8,000	8,000
	CBS-5027	Kihei Wastewater Pump Station No. 8 Modification/Upgrade	SRF	0	4,000	4,000
			WF	600	0	600
	CBS-5031	Kihei Wastewater Reclamation Facility Ultraviolet System Upgrade	SRF	0	4,000	4,000
			WF	400	0	400
	CBS-5030	Liloa Drive Recycled Water Line	GB	0	4,000	4,000
	CBS-2321	North Kihei Mauka Transmission System	GB	6,000	11,000	17,000
	CBS-5521	North Kihei Reuse Distribution Expansion	GB	1,500	0	1,500
			SRF	0	4,000	4,000
Total Kihei-Makena				8,900	140,377	149,277

Six-Year Capital Program

Lāna'i

				\$ in 1000's		
				Fiscal Year		
Project Type	CBS No	Project Name	Fund	2025	2026-2030	6-Yr Total
Parks and Recreation	CBS-7242	Fifth Street Courts Resurfacing and Improvements	GF	2,000	0	2,000
	CBS-6052	Lāna'i Youth Center and Skate Park	GF	1,000	0	1,000
Sewer	CBS-4591	Lāna'i Wastewater Reclamation Facility Plan	GB	0	10,000	10,000
			WF	1,000	0	1,000
Total Lāna'i				4,000	10,000	14,000

Six-Year Capital Program

Makawao-Pukalani-Kula

Project Type	CBS No	Project Name	Fund	\$ in 1000's Fiscal Year		
				2025	2026-2030	6-Yr Total
Parks and Recreation	CBS-7862	Makawao Boys and Girls Club Roof Replacement	GF	500	0	500
Water Supply	CBS-5475	Kamole Water Treatment Plant Raw Water Reservoirs	OG	0	25,000	25,000
			WR	800	0	800
			WU	0	1,000	1,000
	CBS-7887	Upcountry Reliable Capacity	WR	250	12,450	12,700
	CBS-7253	Upcountry Reliable Capacity - Department of Land and Natural Resources (DLNR) Well	WR	500	0	500
	CBS-7254	Upper Kula Transmission Improvements	OG	2,500	0	2,500
Total Makawao-Pukalani-Kula				4,550	38,450	43,000

Six-Year Capital Program

Molokai

				\$ in 1000's		
				Fiscal Year		
Project Type	CBS No	Project Name	Fund	2025	2026-2030	6-Yr Total
Sanitation	CBS-5497	Molokai Landfill Scalehouse Replacement	SW	500	0	500
Sewer	CBS-1153	Kaunakakai Effluent Force Main Replacement	GB	0	1,900	1,900
			WF	200	0	200
Water Supply	CBS-1098	Molokai Reliable Capacity	WR	0	7,900	7,900
			WU	500	11,500	12,000
Government Facilities	CBS-6667	Puko'o Fire Station Renovation	GF	2,250	0	2,250
Total Molokai				3,450	21,300	24,750

Six-Year Capital Program

Pā'ia-Ha'ikū

				\$ in 1000's		
				Fiscal Year		
Project Type	CBS No	Project Name	Fund	2025	2026-2030	6-Yr Total
Government Facilities	CBS-1002	Ha'ikū Fire Station	GB	14,500	0	14,500
			GF	150	20,000	20,150
Parks and Recreation	CBS-5533	Pā'ia Community Center Rehabilitation	GF	250	3,000	3,250
Sewer	CBS-3207	Pā'ia Wastewater Pump Station Modifications	WF	1,500	0	1,500
	CBS-4588	Spreckelsville Force Main Replacement	GB	2,600	0	2,600
Water Supply	CBS-7885	Upcountry Reliable Capacity - United States Geological Survey	OG	800	0	800
Total Pā'ia-Ha'ikū				19,800	23,000	42,800

Six-Year Capital Program

Wailuku-Kahului

Project Type	CBS No	Project Name	Fund	\$ in 1000's		
				Fiscal Year		
				2025	2026-2030	6-Yr Total
Government Facilities	CBS-6651	60 South Church Street Building Renovations	GF	1,000	0	1,000
	CBS-7244	Transportation Baseyard Facility	GB	2,600	0	2,600
Parks and Recreation			OG	0	20,000	20,000
	CBS-7245	Central Maui Pickleball Courts	GF	1,300	0	1,300
	CBS-8400	Kanaha Beach Park Restroom Replacement	GF	250	1,000	1,250
	CBS-8392	Keopuolani Regional Park Field Lights Replacement	GF	2,000	0	2,000
	CBS-7858	Waiehu Municipal Golf Course Facility Improvements	GF	500	5,500	6,000
	CBS-7857	Waiehu Municipal Golf Course Pond Liner Replacement	GF	500	0	500
	CBS-5539	War Memorial Football Stadium and Track Rehabilitation	GF	800	0	800
Road Improvements	CBS-3179	Imi Kala Extension	HF	300	1,000	1,300
	CBS-7872	Maui Lani Parkway Extension	HF	0	3,000	3,000
	CBS-1069	Waiale Road Extension	FD	0	60,074	60,074
			HF	0	24,383	24,383
Sanitation	CBS-8393	Beneficial Use of Landfill Gas	SW	250	0	250
	CBS-6640	Central Maui Landfill Comprehensive Environmental Impact Statement	SW	500	600	1,100
	CBS-7869	Central Maui Landfill Landfill Gas System Expansion	GB	0	1,000	1,000
			SW	250	0	250
	CBS-8394	Prefabricated Building with Solar Power at Central Maui Landfill	GB	1,000	0	1,000
			SW	300	0	300
Sewer	CBS-3204	Upper Waiko Road Sewer Extension	WF	0	2,000	2,000
	CBS-1158	Waiko Road Subdivision Sewer System	SRF	0	2,500	2,500
	CBS-2323	Wailuku Wastewater Pump Station Modifications	GB	0	8,000	8,000
			WF	1,500	0	1,500
	CBS-3574	Wailuku/Kahului Wastewater Reclamation Facility Concrete Rehabilitation	WF	500	0	500
	CBS-1131	Wailuku-Kahului Environmental Protection Agency (EPA) Compliance Sewer Rehabilitation	WF	2,000	4,000	6,000

Six-Year Capital Program

Wailuku-Kahului (Cont'd)

				\$ in 1000's		
				Fiscal Year		
Project Type	CBS No	Project Name	Fund	2025	2026-2030	6-Yr Total
Water Supply	CBS-6649	Central Maui Reliable Capacity	OG	0	80,500	80,500
			SRF	0	5,000	5,000
			WR	0	1,500	1,500
			WU	250	3,600	3,850
	CBS-1102	Waiehu Heights Well 1 Replacement	WR	2,000	0	2,000
Total Wailuku-Kahului				17,800	223,657	241,457

Six-Year Capital Program

West Maui

Project Type	CBS No	Project Name	Fund	\$ in 1000's		
				2025	2026-2030	6-Yr Total
Road Improvements	CBS-1946	Front Street Sidewalk, Railing, and Seawall Repair	GB	689	0	689
			LBF	4,811	0	4,811
	CBS-6643	Lower Honoapi'ilani Road Complete Streets	HF	0	2,250	2,250
	CBS-7897	West Maui Greenway	FD	0	9,213	9,213
Sewer	CBS-1954	Honokōwai R-1 Water Distribution System	HF	0	4,240	4,240
			SRF	0	4,300	4,300
	CBS-6080	Lahaina Recycled Water Force Main Construction/Rehabilitation	WF	400	0	400
			SRF	0	11,500	11,500
	CBS-3575	Lahaina Wastewater Reclamation Facility Returned Activated Sludge (RAS)/Dewatering Upgrades	WF	500	0	500
	SRF	7,000	0	7,000		
	CBS-1167	Nāpili No. 1 Force Main Replacement	SRF	3,700	0	3,700
CBS-1177	Nāpili Wastewater Pump Station No. 1 Modifications	GB	5,500	0	5,500	
Water Supply	CBS-1092	West Maui Reliable Capacity	OG	0	83,500	83,500
			SRF	0	22,500	22,500
			WR	5,840	23,500	29,340
			WU	0	2,200	2,200
			Total West Maui			28,440