

ORDINANCE NO. _____

BILL NO. 23, CD1 (2023)

A BILL FOR AN ORDINANCE RELATING TO THE
CAPTIAL PROGRAM FOR THE FISCAL YEAR ENDING JUNE 30, 2024

BE IT ORDAINED BY THE PEOPLE OF THE COUNTY OF MAUI:

SECTION 1. This ordinance may be referred to as the “Fiscal Year 2024 Capital Program”.


SECTION 2. Pending Capital Improvement Projects. The Capital Improvement Projects Report as of March 31, 2023, is set forth in Appendices A-1 and A-2 (attached hereto and made a part hereof).

SECTION 3. Proposed Capital Program for Fiscal Years 2024 through 2029. The proposed Capital Program for Fiscal Years 2024 through 2029 is set forth in Appendix B (attached hereto and made a part hereof).

SECTION 4. If any provision of this ordinance, or the application thereof to any person or circumstance, is held invalid by a count of competent jurisdiction, the invalidity shall not affect other provisions or applications of the ordinance which can be given effect without the invalid provision or applications, and to this end, the provisions of this ordinance are severable.

SECTION 5. This ordinance takes effect on July 1, 2023.

APPROVED AS TO FORM
AND LEGALITY:



KRISTINA C. TOSHIKIYO
Deputy Corporation Counsel
County of Maui

County of Maui
Capital Improvement Program by District Job and Index
Fiscal Year Ending 6/30/2023 - as of 3/31/2023

04 Wailuku-Kahului									
Job	SFND	Index		Prior Year Encumbrance / Carryover	Amended Budget / Lapses	Working Budget less Lapses	Year to Date Expended	Current Encumbrance 03/31/2023	Balance Available
01-38	549	531120	CW RELIABLE CAP MALUHIA WELL	500,948		500,948		500,948	
11-01	542	501030	KAHULUI TANK II - CONSTRUCTION	1,750,000		1,750,000		1,750,000	
11-01	552	522960	KAHULUI TANK II	860,000	(860,000)	0			
17-03	564	547030	CENTRAL MAUI RELIABLE CAPACITY	308,061		308,061		308,061	
18-09	552	529050	CENTRAL MAUI RELIABLE CAPACITY	122,005		122,005	47,444	74,561	
20-05	552	522990	ACQ REAL PROP-WAILUKU WATER CO	2,000,000	(2,000,000)	0			
22-06	583	502100	ACQ REAL PROP-1888 WILI PA LP		4,006,470	4,006,470	4,006,470		
2204	564	542220	WAIHEE TANK II	415,000	(415,000)	0			
23-04	564	543430	CENTRAL MAUI RELIABLE CAPACITY		1,300,000	1,300,000			1,300,000
23-05	552	523560	WAIIEHU HEIGHTS WELL 1 REPLACEM		1,000,000	1,000,000	167,755	761,478	70,767
ORD 5122	549	536120	KANAHA BEACH GREYWATER REUSE	400,604		400,604		400,604	
		District ***	Wailuku-Kahului	6,356,618	3,031,470	9,388,088	4,221,669	3,795,652	1,370,767

County of Maui
Capital Improvement Program by District Job and Index
Fiscal Year Ending 6/30/2023 - as of 3/31/2023

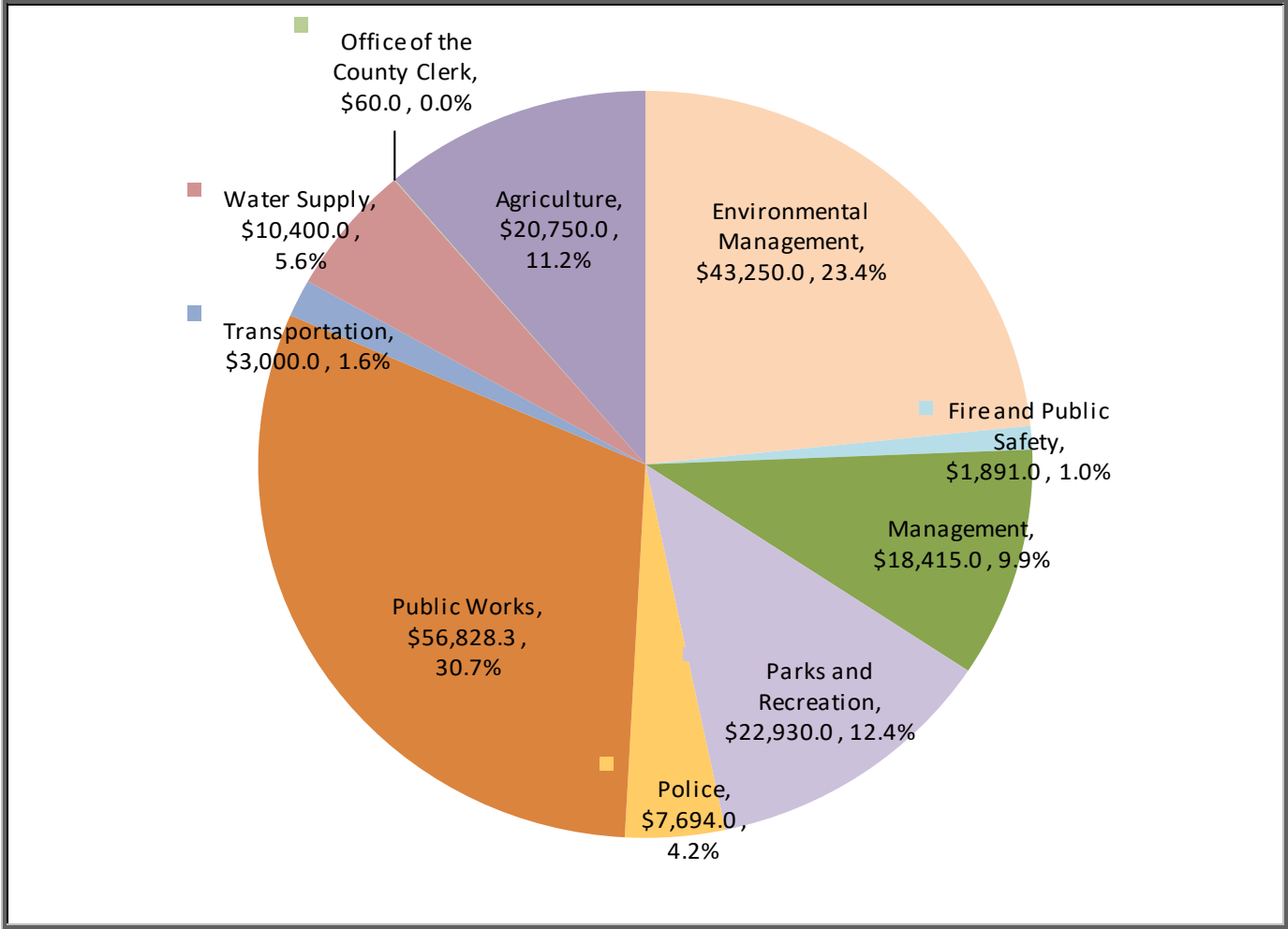
06 West Maui			Prior Year	Amended	Working	Year	Current	Balance
Job	SFND	Index	Encumbrance / Carryover	Budget / Lapses	Budget less Lapses	to Date Expended	Encumbrance 03/31/2023	Available
	552	523960	WEST MAUI RELIABILITY		7,200,000		5,953,490	1,246,510
1106	552	529540	WEST MAUI SOURCE DEVELOPMENT	83,458		1,312	82,146	
15-04	552	522980	WEST MAUI RELIABILITY	3,750,000	(3,750,000)			
15-04	553	532000	WEST MAUI REALIABILITY	4,250,000	(4,250,000)			
15-04	564	542230	WEST MAUI RELIABILITY	5,949,265	(5,874,775)	18,869	55,621	
15-04	564	543230	WEST MAUI RELIABILITY		12,000,000		10,017,379	1,982,621
20-04	558	561000	WEST MAUI RELIABLE CAPACITY	153,920		58,958	94,962	
2004	552	520950	WEST MAUI RELIABLE CAPACITY	464,290		54,852	409,438	
		District *** West Maui		14,650,933	5,325,225	133,991	16,613,036	3,229,131

County of Maui
Capital Improvement Program by District Job and Index
Fiscal Year Ending 6/30/2023 - as of 3/31/2023

09 Countywide			Prior Year	Amended	Working	Year	Current	Balance	
Job	SFND	Index	Encumbrance / Carryover	Budget / Lapses	Budget less Lapses	to Date Expended	Encumbrance 03/31/2023	Available	
13-04	552	523540	COUNTYWIDE FACILITY IMPROVEMTS	176		176	176		
15-08	552	525020	CTYWIDE FACILITY IMPRVMTS	50,978	(50,978)	0			
16-04	552	526040	CW UPGRADES & REPLACEMENT	65,737		65,737	65,737		
17-06	552	527030	CTYWIDE UPGRADES & RPLCMNTS	74,355		74,355	74,355		
1901	552	529500	CTYWDE FACILITY IMPROVEMENTS	276,247		276,247	276,247		
2001	552	520900	CTYWDE FACILITY IMPROVEMENTS	43,483		43,483	174	43,309	
2002	552	520910	CNTYWDE UPGRDES/RPLCMNT	582,683	(18,203)	564,480	8,868	555,612	
2003	552	520920	CNTYWDE WTR SYSTM MDIFCATION	1,300		1,300		1,300	
21-01	552	521640	CW FACILITY IMPROVEMENTS	1,505,327		1,505,327	574,216	931,110	
21-02	552	521650	CW UPGRADES/RPLCMNT	3,871,624	(1,528)	3,870,096	1,944,612	1,925,483	
21-03	552	521660	CW WTR SYSTEM MODIFICATIONS	128,641		128,641	53,264	75,377	
21-04	564	541270	CW UPGRADES/RPLCMNT	34,184		34,184	34,184		
21-04	564	541280	CW RELIABLE CAPACITY	464,838		464,838	203,359	261,479	
22-01	552	522940	CW FACILITY IMPROVEMENTS	1,026,277	(956,257)	70,020	29,000	39,366	1,654
22-02	552	522950	CW WATER SYSTEM MODIFICATION	273,722	(21,550)	252,172	80,145	172,027	
22-03	552	522970	CW UPGRADES & REPLACEMENTS	4,519,953	(2,559,347)	1,960,606	202,558	1,758,048	
23-01	552	523640	CW FACILITY IMPROVEMENTS		4,700,000	4,700,000		225,000	4,475,000
23-02	552	523660	CW WATER SYSTEM MODIFICATION		500,000	500,000			500,000
23-03	552	523650	CW UPGRADES & REPLACEMENTS		14,850,000	14,850,000	293,200	5,287,552	9,269,248
		District *** Countywide		12,919,525	16,442,137	29,361,662	3,774,182	11,341,576	14,245,902
Grand Total				39,823,492	29,798,832	69,622,324	10,532,905	35,968,922	23,120,495

Capital Program Summaries

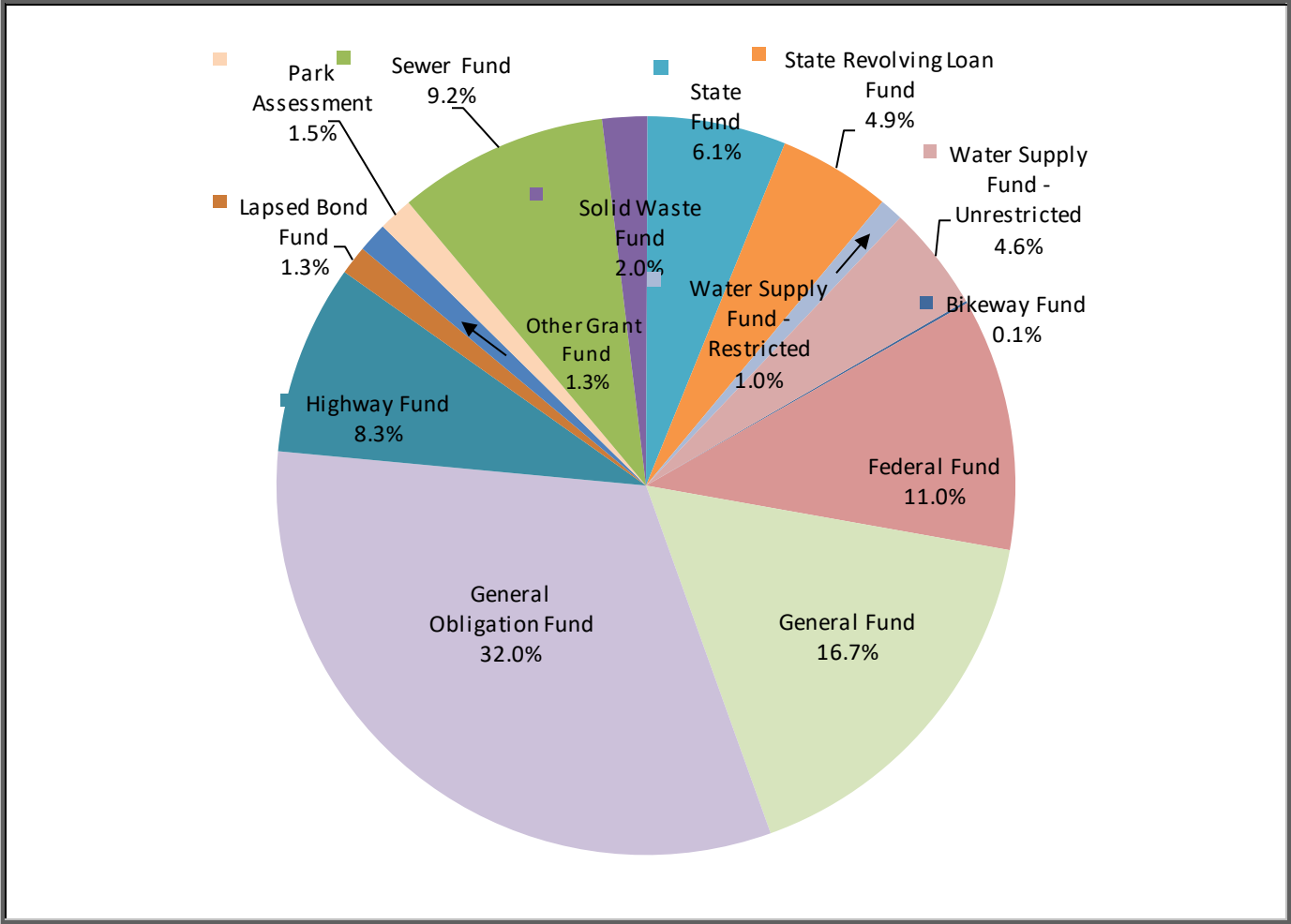
Project Summary by Department



Department	FY 2024 Adopted
Environmental Management	\$43,250,000
Fire and Public Safety	\$1,891,000
Management	\$18,415,000
Parks and Recreation	\$22,930,000
Police	\$7,694,000
Public Works	\$56,828,334
Transportation	\$3,000,000
Water Supply	\$10,400,000
Office of the County Clerk	\$60,000
Agriculture	\$20,750,000
Total	\$185,218,334

Capital Program Summaries

Project Summary by Fund Type



Fund Type	FY 2024 Adopted
Bikeway Fund	\$199,760
Federal Fund	\$20,425,000
General Fund	\$30,970,240
General Obligation Fund	\$59,195,043
Highway Fund	\$15,428,334
Lapsed Bond Fund	\$2,349,957
Other Grant Fund	\$2,400,000
Park Assessment	\$2,800,000
Sewer Fund	\$17,050,000
Solid Waste Fund	\$3,650,000
State Fund	\$11,250,000
State Revolving Loan Fund	\$9,100,000
Water Supply Fund - Restricted	\$1,900,000
Water Supply Fund - Unrestricted	\$8,500,000
TOTAL	\$185,218,334

