


ALAN M. ARAKAWA
MAYOR



JEFFREY A. MURRAY
CHIEF

ROBERT M. SHIMADA
DEPUTY CHIEF

COUNTY OF MAUI
DEPARTMENT OF FIRE AND PUBLIC SAFETY

200 DAIRY ROAD
KAHULUI, MAUI, HAWAII 96732
(808) 270-7561
FAX (808) 270-7919
EMAIL: fire.dept@mauicounty.gov

April 15, 2016

Mr. Sananda K. Baz *SB*
Budget Director, County of Maui
200 South High Street
Wailuku, Hawaii 96793

Honorable Alan M. Arakawa
Mayor, County of Maui
200 South High Street
Wailuku, HI 96793

For Transmittal to:

Honorable G. Riki Hokama
Chair, Budget and Finance Committee
Maui County Council
200 South High Street
Wailuku, HI 96793

Dear Chair Hokama:

SUBJECT: FISCAL YEAR ("FY") 2017 BUDGET (BD-5) (BF-1)

The Department of Fire and Public Safety is in receipt of your letter dated March 28, 2016 requesting a maintenance log for each equipment or vehicle proposed for each department, including those listed under Countwide Equipment (CBS-1218) for FY 2017 including item description, age, vehicle type, mileage, service hours, repair and maintenance costs, replacement costs, location, and photo of the item to be replaced.

Attached are the maintenance logs and photos of Ladder 14 and Engine 10. Also included are photos of the other equipment we are requesting replacement for: Utility 4, Rescue Ski 4, and Rescue Ski 10. Maintenance logs are not available for these items.

Thank you for your assistance with this matter. If you have any questions, please call me at 270-7561.

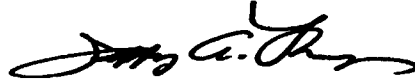
Alan Arakawa 4/15/16

2016 APR 15 AM 10:00
OFFICE OF THE
COUNTY CLERK

RECEIVED

Honorable G. Riki Hokama
Page 2
April 15, 2016

Sincerely,

A handwritten signature in black ink, appearing to read "Jeffrey A. Murray". The signature is fluid and cursive, with a prominent loop at the end.

JEFFREY A. MURRAY
Fire Chief

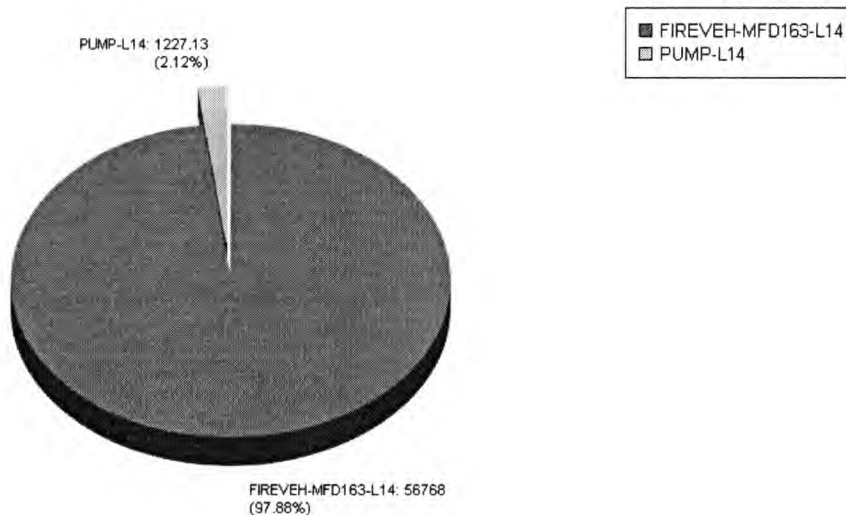
Robert Shimada - Fire Vehicle Work Orders with All Cost

From: Victor Fontanilla <victor.fontanilla@co.maui.hi.us>
To: <victor.fontanilla@mauicounty.gov>
Date: 4/11/2016 8:31 AM
Subject: Fire Vehicle Work Orders with All Cost
Attachments: RPT-ENTMAUIPARKS-OBRVD-ASWO_RC_721-4-11-2016.HTM



Fire Vehicle Work Orders with All Cost
 Sent: 4/11/2016 8:30 AM

Total Cost by Vehicle



Report Criteria

Location / Asset is L-14 MFD 163



Requested	Work Order #	Asset ID	Reason	Labor Report	Complete	Closed	Cost Labor Actual	Cost Part Actual	Cost Misc Actual	Misc Cost Name	Invoice #	Description	Cost Total Actual	Open?
L-14 MFD 163														
5/8/2011 9:24:00 AM	FIRE-11115	FIREVEH-MFD163-L14	Engine hour meter sometimes is blank/illegible. Same problem as the odometer.				0.00	0.00	0.00				0.00	<input checked="" type="checkbox"/>
12/14/2013 2:54:00 PM	FIRE-27937	FIREVEH-MFD163-L14	OTHER (Problem not listed) intercom system between turntable console and two way speaker in bucket is intermittent. D. Yoshida B watch.	3/6/14 - Suspect switch at platform control at fault Will order and replace. Mileage: 39,037 E/Hrs:3,813			23.04	8.27	0.00				31.31	<input checked="" type="checkbox"/>
7/28/2014 2:28:00 PM	FIRE-31270	FIREVEH-MFD163-L14	L-14 MFD 163 (FIREVEH-MFD163-L14) Aerial Ladder. Driver front outrigger shows short jacked after completing auto leveling.	7-28-2014 (1330-1530) Adjusted drivers front outrigger "Firm on Ground" sensor. Unable to adjust "Fully Extended" sensor at this time. I will adjust at a later time (ray).			46.08	0.00	0.00				46.08	<input checked="" type="checkbox"/>
2/2/2016 5:23:21 PM	FIRE-40196	FIREVEH-MFD163-L14	L-14 MFD 163 (FIREVEH-MFD163-L14) FUEL LEAK: near fuel fillers.				0.00	0.00	0.00				0.00	<input checked="" type="checkbox"/>
4/8/2016 9:25:23 PM	FIRE-40892	FIREVEH-MFD163-L14	Fire Pump Tank to pump valve does not open. Truck is able to pump from supplied water but not from tank. D. Yoshida, B watch				0.00	0.00	0.00				0.00	<input checked="" type="checkbox"/>
4/8/2016 9:27:33	FIRE-40893	FIREVEH-MFD163-	OTHER (Problem not listed) Difficult				0.00	0.00	0.00				0.00	<input checked="" type="checkbox"/>

Time	Work Order ID	Vehicle	Description	Work Details	Start Date	End Date	Cost	Material	Other
PM		L14	to align ladder for stowing. D. Yoshida, B wetch				0.00	0.00	0.00
10/15/2010 4:38:00 PM	FIRE-8031	FIREVEH-MFD163-L14	L-14 MFD 163. Check creeking sound when cornering.	Went to stn. 14 to varyify creeking on. Found creeking from lug nuts. Relightened all rear inner and outter lugs. test ok.	12/15/2010	4/13/2011 12:44:00 PM	0.00	0.00	0.00
2/25/2011 8:52:00 AM	FIRE-9963	FIREVEH-MFD163-L14	power steering fluid leak, no power steering fluid in resevoir.	Went to stn. 14 to varyify power steering reservoir leak, found reservoir sight glass cracked, removed cracked sight glass, and installed 1/2" steel boss cap temoprarily til new glass arrives. Part has arrived before closing of this W.O.	3/1/2011 2:30:00 PM	5/18/2011 12:25:00 PM	0.00	0.00	0.00
1/29/2011 5:35:00 PM	FIRE-9515	FIREVEH-MFD163-L14	Power Steering Laek from indicator bulb	Went to Stn. 14 to check leak from reservoir sight bulb. Found bulb cracked. Removed cracked bulb, repiaced with #8 boss plug, operator still able to check power steering oil level with dipstick. Topped off oil level and wiped up oil on frame and chassis.	4/13/2011 9:29:00 AM	4/13/2011 9:29:00 AM	0.00	0.00	0.00
3/9/2011 5:53:00 PM	FIRE-10222	FIREVEH-MFD163-L14	Ladder 14 (FIREVEH-L14) On board battery conditioner not working properly.	Had vendor Ray Shimizu head to stn 14 to check and repair battery conditioner level indicator at the lowest level. Found bad connection et connector under cab near engine bell housing. Repaired connector, test, ok.	4/20/2011	4/13/2011 4:21:00 PM	0.00	0.00	0.00
5/30/2011 7:29:00 AM	FIRE-11465	FIREVEH-MFD163-L14	Ariel does not bed correctly causing stress on ledder while driving.	see work order # 11466	5/26/2011 7:34:00 AM	6/8/2011 4:15:00 PM	0.00	0.00	0.00
3/31/2011 11:14:00 AM	FIRE-10552	FIREVEH-MFD163-L14	Hi Victor, Just noticed a couple of low priority issues. So next time L-14 goes in for service maybe you can check it out. Rear tires tread dept is getting shallow. Exhaust pipe hanger, closest to the end is broken. No exhaust leaks noted just FYI	Exhaust hanger was replaced. I don't remember what day it was. The crew was at station 10 for a class. Labor hours took about 20 minutes. 7/25/11 - Quality Tires replaced four (4) normal worn out tires on #3 axle with Cooper Road Master 315/80R22.5 (L) 7/29/11 Mileage: 32439.7 Engine Hrs: 3026.8 Pump Hrs:	5/31/2011 7:33:00 AM	8/1/2011 11:34:00 AM	0.00	0.00	0.00
5/30/2011 7:34:00 AM	FIRE-11466	FIREVEH-MFD163-L14	Driver side rear stabilizer sencer malfunction, reads stabilizer is deployed when it is not. Does not retract while in this condition.	Removed old,Datalink installed new module,Datalink, Removed old filter assy, and installed new filter assy Pwrn. and tested ladder, working ok left rear stabilizer, working cleaned sencer,and adjusted.	6/8/2011 7:00:00 AM	6/8/2011 4:15:00 PM	0.00	0.00	0.00
12/12/2010 8:36:00 AM	FIRE-8845	FIREVEH-MFD163-L14	Driver side rear stabilizer sensor intermittent. Sensor that sits on top of stabilizer arm does not read deployed or senses any weight on the foot when it is deployed in a short jack configuration.	Changed left rear rear out rigger inductive prox switch, upper adjusted switch working.	6/9/2011 10:06:00 AM	6/13/2011 10:19:00 AM	0.00	0.00	0.00
11/18/2010 10:57:00 AM	FIRE-8468	FIREVEH-MFD163-L14	Fire Pump Intermittent Pump engages and disengages without prompting Prime required to engage pump	Checked on fire pump, working ok.	7/13/2011 8:35:00 AM	7/18/2011 2:36:00 PM	0.00	0.00	0.00
11/16/2010 2:42:00 PM	FIRE-8413	FIREVEH-MFD163-L14	L-14 MFD 163 trouble cal wallea, LT frt brakes was found with flame and used extinguisher to put out. -Check fire pump always need to prime for pressure governor to engage - annual pump test.	Ladder 14, shop repairs, repaired left front caliper, removed caliper to overhaul, and installed caliper with new brake pads left&right. fire pump working ok.	7/13/2011 8:38:00 AM	7/18/2011 2:37:00 PM	0.00	0.00	0.00
7/25/2011 7:18:00 AM	FIRE-12432	FIREVEH-MFD163-L14	Ladder 14 (FIREVEH-L14) "B" service and repairs. - Check oil leak e power steering pump area. -Check and repair leak at left front	Ralph repaired the power steering pump oil leak. The sight glass for the steering fluid res. was the wrong one(new 1 needs to be ordered) replaced both front sterco hub gaskets and glass.	8/1/2011 8:17:00 AM	8/12/2011 10:17:00 AM	0.00	0.00	0.00

			hub cap. Reseal right side also if left side will need resealing - Replace temporary repair power steering reservoir sight glass.	Replaced all oils and filters. Electric home and rear axle tires were changed. "B" service was completed. Lubed steering, suspension, and chassis. Replaced fuel and coolant filters. See "B" service sheet in file cabinet. *Last service: 7/19/10 Mileage: 29700 Eng. Hrs: 3022.8 *Current service:32437.5 Eng.Hrs: 3022.8 Pump hrs behind:00015.8 CZIC:141.1							
12/12/2010 8:39:00 AM	FIRE-8846	FIREVEH-MFD163-L14	Pump loses prime after 48 hours. Small loss of prime on 12/10, no loss of prime on 12/11. huge loss of prime on 12/12. Some pump panel gauges showed 30 psi pressure reading with no prime in pump.	Changed 2, intake valves, water leak stoped, pump holds water, repairing old intake velves.	9/19/2011 1:04:00 PM	9/19/2011 3:21:00 PM	0.00	0.00	0.00		
12/12/2010 8:34:00 AM	FIRE-8844	FIREVEH-MFD163-L14	Aerial pletform controls intermittent and unreliable. "Extend/Retract", "Raise/Lower" controls cause lights to flicker on panel with no or delayed action on aerial	Wire harness to aerial platform controls,wire harness wires broken in harness, need to change. new harness ordered.	9/19/2011 1:13:00 PM	9/19/2011 3:21:00 PM	0.00	0.00	0.00		
7/21/2011 9:56:00 AM	FIRE-12397	FIREVEH-MFD163-L14	Drivers side rear cab interior red lights broke	Ordered new red interior lights. Shawn installed new red lights, rear cab interior.	9/19/2011 1:35:00 PM	9/19/2011 3:19:00 PM	0.00	0.00	0.00		
7/21/2011 9:40:00 AM	FIRE-12395	FIREVEH-MFD163-L14	Aerial platform controls intermittent. Electrical connection not transmitting to hydraulic controls.	See wo# 12595.	10/27/2011 4:34:00 PM	10/27/2011 4:34:00 PM	0.00	0.00	0.00		
7/30/2011 11:13:00 AM	FIRE-12595	FIREVEH-MFD163-L14	OTHER (Problem not listed) Aerial platform electronic control harness needs to be replaced.	Replaced aerial electronic control harness.	10/31/2011 7:47:00 AM	11/7/2011 4:25:00 PM	0.00	0.00	0.00		
7/30/2011 11:10:00 AM	FIRE-12593	FIREVEH-MFD163-L14	Air Conditioning System front of cab inoperable	Checked air conditioning system. Replaced Inop. a/c compressor. Replaced a/c filter dryer. Rechecked air conditioning system.	10/31/2011 8:06:00 AM	11/3/2011 6:54:00 AM	0.00	0.00	0.00		
8/2/2011 9:30:00 AM	FIRE-12634	FIREVEH-MFD163-L14	Ladder 14 (FIREVEH-L14) Fabricate seal removal/installation tool and rebuild Elkhart intake valves Mod # 9787 & 9786.	Made a seat removal/installation tool for elkhart intake valves. Rebuilt 2 elkhart intake valves.	10/31/2011 8:11:00 AM	11/28/2011 3:00:00 PM	0.00	0.00	0.00		
7/30/2011 11:11:00 AM	FIRE-12594	FIREVEH-MFD163-L14	Fire Pump primer does not prime pump, may need new motor	Tested pump primer and found it to be working properly.	10/31/2011 8:20:00 AM	12/1/2011 10:32:00 AM	0.00	0.00	0.00		
7/21/2011 9:46:00 AM	FIRE-12396	FIREVEH-MFD163-L14	Aerial tracks need lubrication	Lubed aerial tracks.	10/31/2011 8:32:00 AM	11/3/2011 6:53:00 AM	0.00	0.00	0.00		
7/18/2011 11:19:00 AM	FIRE-12310	FIREVEH-MFD163-L14	Throttle does not operate when in pump without priming multiple times for long durations.	Shawn,worked on this.	11/7/2011 1:24:00 PM	11/28/2011 2:59:00 PM	0.00	0.00	0.00		
11/22/2011 9:44:00 AM	FIRE-14578	FIREVEH-MFD163-L14	Freon discharged from above the exterior of cab and stopped after a minute. AC unit is now not working. Clifford Nakoa FF I	Checked a/c system, found oil near filter drier area. Verified condensor fans operation, ok.Evacuated refrigerant, pressure test system to 300psi with nitrogen, found no leaks. Found drier desiccant indicator with moisture. Replaced drier and o-rings. Pulled vaccum, leak test, ok, charged sye with 8lbs of R143A. Test, ok. Reinstall all covers and panels.	12/19/2011 5:00:00 PM	12/20/2011 12:30:00 PM	0.00	0.00	0.00		
9/17/2011 12:57:00 PM	FIRE-13431	FIREVEH-MFD163-L14	Frame/Body Repair, diamond plate tailboard peeled off of bumper, tear in center, mounting screws broken off. Mounting box for passenger side	Removed damaged rear bumper aluminum cover, extract broken screws from bumper, transfer mounting holes on new cover, drill, and mount. Re-secure loose right rear corner emergency rotating lamp mount.	12/20/2011 12:00:00 PM	1/3/2012 4:21:00 PM	0.00	0.00	0.00		

			emer. light, screws need to be retapped.								
3/31/2012	FIRE-16896	FIREVEH-MFD163-L14	L-14 MFD 163 - PUC check	Insept and Renew PUC.	5/7/2012 8:11:00 AM	5/7/2012 8:11:00 AM	0.00	0.00	0.00	0.00	
5/22/2012 8:43:00 PM	FIRE-17799	FIREVEH-MFD163-L14	Passenger side headlight out. Highlight works. Kanoa K. Haake L-14-A	5/25/12 - Went to stn.14 to verify right side low beam headlight out. Found faulty lamp assambly and replaced with P/N H4856BL. test, ok.	5/25/2012 11:00:00 AM	7/3/2012 9:54:00 AM	0.00	9.62	0.00	9.62	
3/17/2012 6:17:00 AM	FIRE-16651	FIREVEH-MFD163-L14	Aloha Victor, recently we noticed that the frame under the front DS outrigger was bent. Not sure when this happened. I noticed it when we deployed the outrigger. It works but probably needs to be looked at. Thanks Bram	8/1/12 - Inspect surrounding area, found no structural affect to outrigger. Only support for body panel. Straightened out bent bracket.	8/1/2012 9:00:00 AM	1/25/2013 9:30:00 AM	23.04	0.00	0.00	23.04	
7/30/2012 9:16:00 AM	FIRE-19186	FIREVEH-MFD163-L14	L-14 Fire Maint B Service	Completed "B" service. (see tasks tab for details) Last Service: 7/25/12 Mileage: 32437.5 Engine Hrs: 3022.8 Note: Will advise on recal of new odometer reading, which was replaced.	8/8/2012 8:36:00 AM	8/14/2012 4:24:00 PM	0.00	5,799.96	0.00	5,799.96	
8/7/2012 3:43:00 PM	FIRE-19343	FIREVEH-MFD163-L14	L-14 MFD 163 (FIREVEH-MFD163-L14) Check Engine intermittenly miss fires.	8/8/12 - Replaced injector wire harness, and cracked rear harness cover in rear of head. Also replaced remote cab lift switches which were intermittent inoperable, test, ok.	8/8/2012 3:30:00 PM	8/9/2012 7:50:00 AM	0.00	232.74	0.00	232.74	
4/8/2012 11:18:00 AM	FIRE-16996	FIREVEH-MFD163-L14	Emergency lighting: The lightbar driver side far left rotating light is out and on the passenger side the red flashing light between bumper and front door is out as well. Probably just needs replacement bulbs. Thanks Bram Denhaan L-14/c	5/25/12 - Went to station to replace burnt out rotating light bulb in light bar. 7/20/12 - Whelen 800 lamp assembly P/N 02-0383678-01 ordered. 8/8/12 - Replaced faulty Whelen assy, test, ok.	8/8/2012 8:00:00 PM	9/20/2012 11:05:00 AM	0.00	148.00	0.00	148.00	
4/8/2012 11:14:00 AM	FIRE-16995	FIREVEH-MFD163-L14	Unable to activate the throttle on the pump. Truck will go into pump no problem but unable to throttle up. It took many tries to get it to work. Finally when we drove to hydrant and it worked. Main concern is that it will act up at an emergency. I know that you are aware of the problem but it seems its getting worse. Thanks again for looking into this. Bram Denhaan L-14/c	Replaced "Module, Relay 4 independant 2-A" for the pump panel throttle.	8/14/2012 7:26:00 AM	8/15/2012 12:33:00 PM	0.00	180.45	0.00	180.45	
9/7/2012 1:14:00 PM	FIRE-19854	FIREVEH-MFD163-L14	L-14 MFD 163 (FIREVEH-MFD163-L14) Pierce Recall for Accelerator Pedal Arm Bending. See attached notice under Attach tab/Misc attach.	8/21/12 - Warranty repair completed by Pierce Mfg. installed new fabricated accelerator arm. Mileage:32809.5 Engine Hrs:3347.4 Pump Hrs: 0038.2 (behind pump panel)	8/21/2012 9:15:00 AM	9/7/2012 1:24:00 PM	0.00	0.00	0.00	0.00	
12/5/2011 1:25:00 PM	FIRE-14783	FIREVEH-MFD163-L14	Aerial ladder does not retract completely. Has about 2" sticking out	8/15/12 - Got with Brian Fitzgerald, Pierce Tech. Will advise on when Tech can be on Maui. ETA 9/12. See similar write up WO #FIRE14783	8/27/2012 3:52:00 PM	8/27/2012 3:52:00 PM	0.00	0.00	0.00	0.00	
8/27/2012 4:11:00 PM	FIRE-19647	FIREVEH-MFD163-L14	L-14 MFD 163 (FIREVEH-MFD163-L14) Aerial Waterway leak at flow sensor.	8/27/12 - Roy'd new Waterway Flow Sensor. 9/7/12 - Replaced flow meter/sensor for the aerial water way at station.	9/7/2012 3:11:00 PM	9/10/2012 11:16:00 AM	0.00	232.65	0.00	232.65	
6/11/2012 9:54:00 AM	FIRE-18233	FIREVEH-MFD163-L14	Leak in drivers side four inch intake. Leak starts between cap and gate, but is not leaking from the gate. It is leaking from a metal to metal seam roughly an inch from gate. Pleas see attached picture. Cap becomes	6/13/12 RG - went to stn. 14 to verify 4" R108 Intake guillotine "Snap-tite Hose" brand is leaking when gate is closed. Also noted that Akron 2.5" Aux. intake vlave has slop at open/close lever causing vlave to not close all the way and leak. VF to locate re-seal parts or convert to TFT brand.	9/20/2012 7:26:00 AM	9/20/2012 8:24:00 AM	0.00	0.00	0.00	0.00	

			pressurized and is difficult to remove.	8/24/12 - rcv'd new TFT valve. 9/7/12 - went to station to install intake, found too big and cannot fit. Will get with Ry. 9/19/12 -SK- I went to station 14 and replaced the intake valve with 4" TFT intake valve that works/fits.							
8/18/2012 12:03:00 PM	FIRE-19497	FIREVEH-MFD163-L14	Electrical/Starting System Generator Lighting Circuit #9_DS "tripped". Possible blown fuse. Kanoa K. Haake L-14-A	9/19/12 -SK- Checked circuit #9 and found the breaker to be the problem. Needs to be replaced. (15 amp AC breaker) 10/1/12 -SK- Replaced 15 amp circuit breaker.	10/2/2012 7:36:00 AM	10/2/2012 8:21:00 AM	0.00	6.74	0.00	6.74	
10/15/2012 10:03:00 AM	FIRE-20535	FIREVEH-MFD163-L14	L-14 MFD 163 (FIREVEH-MFD163-L14) Aerial Pedestal controls cover support strut leaking and weak.	10/5/12 - Remove support strut to match up locally and replace, test, ok. Originally had a 10lb but only had 20lb available locally. Tension ok for cover.	10/5/2012 11:00:00 AM	10/15/2012 10:12:00 AM	0.00	29.36	0.00	29.36	
1/1/2012 3:58:00 PM	FIRE-15161	FIREVEH-MFD163-L14	Leak in Ladder mounted air tank system. Difficult to refill air tank. Air leaks above 150psi at high pressure first stage regulator and at quick connection on bucket. Conrad Guerrero, TA FFIII	10/5/12 - Verify leak with leak detector solution, found connection from bottle to regulator hose connection with slight leak, removed connection, inspect, ok, reconnect, test, ok. Verify leak at platform connection but was not able to duplicate issue. Will monitor. Also found Secondary Side of High Pressure Regulator relief valve is pre set to pop at 150 psi.	10/5/2012 3:43:00 PM	1/25/2013 9:26:00 AM	46.90	0.00	0.00	46.90	
9/16/2012 10:18:00 AM	FIRE-20010	FIREVEH-MFD163-L14	Air Conditioning System lost refrigerant. While the truck was pumping, the rear AC unit was off and the front AC unit was on the slowest speed the refrigerant escaped from the unit on the roof. Crew cleaned up spill on roof but AC does not get cold anymore. Due to the extreme heat in Kihei could we please have this repaired. Mahalo Brad Ventura L-14 A	Cleaned front evap. cores. Checked a/c system for leaks. Charged a/c system. Replaced relay for a/c clutch.	10/8/2012 7:09:00 AM	10/11/2012 8:10:00 AM	0.00	0.00	0.00	0.00	
			This also occurred back in 2011 Current mileage is 33213 Current eng hours is 3375								
9/24/2012 3:54:00 PM	FIRE-20191	FIREVEH-MFD163-L14	OTHER (Problem not listed)David Yoshida B watch. The ladder is having trouble going into the bedded position. If the red arrows on the platform are lined up the ladder will not continue to go down to bed. The arrows are currently offset by 3/4	Found that the problem was due to the basket not leveling properly. Performed the bleeding procedures for the basket leveling system to remove the air trapped in the system. See Work Order # FIRE-19496.	10/8/2012 7:20:00 AM	10/11/2012 8:12:00 AM	0.00	0.00	0.00	0.00	
9/24/2012 3:49:00 PM	FIRE-20189	FIREVEH-MFD163-L14	OTHER (Problem not listed)David Yoshida B watch. The auto leveler on bucket not working consistently. Sometimes it does not work and the bucket stays at an angle but if you continue to move ladder around then it works.	Did bleeding procedures to remove air from the basket leveling system. See Work Order # FIRE-19496	10/8/2012 7:23:00 AM	10/11/2012 8:15:00 AM	0.00	0.00	0.00	0.00	
8/18/2012 11:59:00 AM	FIRE-19496	FIREVEH-MFD163-L14	OTHER (Problem not listed) Aerial bucket autolevel controls intermittent. Sometimes will not bed, same problem inspectors uncovered. Kanoa K. Haake L-14-A	Completed bleeding procedures for the basket leveling system to remove the air trapped in the system. Same repair to fix the problems on Work Order #s FIRE-20189 and FIRE-20191.	10/8/2012 7:25:00 AM	10/11/2012 8:17:00 AM	0.00	0.00	0.00	0.00	
11/3/2012 7:57:00 PM	FIRE-20884	FIREVEH-MFD163-L14	Electrical/Starting System After turning on the Aerial Master switch, Aerial PTO	11/5/12 - Per FFIII Yoshida, Found Aerial Emergency Stop at Bucket end depressed. Reset, test,	11/5/2012 11:32:00 AM	11/5/2012 11:32:00 AM	0.00	0.00	0.00	0.00	

			will not turn on when engaged. The Generator PTO will turn on when engaged.	ok.									
			L-14 3rd watch										
11/4/2012 8:10:00 PM	FIRE-20885	FIREVEH-MFD163-L14	Ladder Master and PTO can engage. No service needed. Emergency Stop button was depressed. David Yoshida	11/5/12 - Per FFIII Yoshida, ok.	11/5/2012 11:35:00 AM	11/5/2012 11:35:00 AM	0.00	0.00	0.00			0.00	
6/25/2012 12:32:00 PM	FIRE-18518	FIREVEH-MFD163-L14	ENGINE oil fill cap is missing its rubber cone that allows it to sit into the fill spout that is accessed from inside the rear cab.	7/5/12 - verified 1" cap w/ tether is needed. 11/2/12 - Found universal dipstick locally. Made to fit. 11/13/12 - Installed new cap.	11/13/2012 4:00:00 PM	11/14/2012 9:16:00 AM	0.00	28.43	0.00			28.43	
11/6/2012 10:20:00 PM	FIRE-20605	FIREVEH-MFD163-L14	In order to lower the ladder to a below horizontal position it needs to be in a precise location just short of perpendicular to the side of the truck. The exact spot that will enable you to do this is very small and not easily or quickly found. Can the computer be adjusted to widen the range that the computer will allow the operator to bring the ladder and bucket to below horizontal or to the ground provided it does not contact anything on the side of the truck.	11/13/12 - Got with "B" watch driver and suggested we don't re-calibrate Aerial due to tolerance to tight and may collide.	11/14/2012 3:15:00 AM	11/14/2012 9:19:00 AM	0.00	0.00	0.00			0.00	
11/29/2012 9:16:00 AM	FIRE-21316	FIREVEH-MFD163-L14	Driver side amber indicator light on bed section of aerial broke. Bulb in tact.	12/3/12 - while L-14 was in town for training, handed off replacement lens to "B" watch FAO who will install. Pierce P/N 81-1004-001.	12/3/2012 3:53:00 PM	12/3/2012 3:53:00 PM	0.00	0.00	0.00			0.00	
			Kanoa K. Haake L-14-A										
12/17/2012 10:05:00 AM	FIRE-21575	FIREVEH-MFD163-L14	Aerial Basket emergency stop button broken. Needs to be replaced.	12/17/12 - Per "A" watch FAO, "disregard request, found set screw and remount button back in". See email attached.	12/18/2012 10:46:00 AM	12/18/2012 10:50:00 AM	0.00	0.00	0.00			0.00	
3/25/2013 8:55:00 AM	FIRE-23396	FIREVEH-MFD163-L14	Tires/Rims Passenger out side tire on front dual axle, checking air pressure and valve started to leak	3/25/13 - Had Tire vendor head to STn. 14 and make repairs. Also requested to have vendor verify and adjust all tire pressures.	3/25/2013 11:00:00 AM	4/8/2013 11:18:00 AM	0.00	0.00	173.96	Tire Repair and Service to other units.		173.96	
4/4/2013 1:51:00 PM	FIRE-23521	FIREVEH-MFD163-L14	A one inch triangular tear to drivers side rear center tire reflector is also damaged.	4/4/13 - Tire Vendor went to station to swap out with spare. 4/5/13 - Damage tire brought to shop for inspection, found tire with sidewall cable showing from damage. Replace tire with new.	5/3/2013 8:54:00 AM	5/3/2013 9:54:00 AM	0.00	548.25	147.92	Tire Service Call	Swap out tire at station with spare and dismount damage tire/mount new tire.	696.17	
6/3/2013 6:34:00 PM	FIRE-24537	FIREVEH-MFD163-L14	L-14 MFD 163 (FIREVEH-MFD163-L14) Upper and Lower controls Emergency switches for Aerial need intermittent and Aerial switch in cab is not momentary.	Replaced emergency stop switches and aerial switch in the cab.	5/6/2013 9:00:00 AM	5/6/2013 4:37:00 PM	23.04	550.61	0.00			573.65	
4/30/2013 8:05:00 AM	FIRE-23692	FIREVEH-MFD163-L14	Transmission System leaking while under pressure Ross Ohigashi 874-8250	4/30/13 - went to station, verify Transmission Leak. Verified Power Steering Master Gear Box leaking red fluid (same as Transmission oil) at sector shaft seal. Had crew remove from service and swap out till box can get replaced. 5/22/13 - Replaced Master and Slave Power Steering Boxes, set relief valves, Test, ok.	5/30/2013 10:30:00 AM	5/30/2013 10:30:00 AM	1,488.77	2,369.48	319.15	Shipping From Pierce		4,175.40	
4/10/2013	FIRE-23597	FIREVEH-MFD163-L14	L-14 MFD 163 - PUC check	5/30/13 - While in for "B" Service and repairs, inspected and renew PUC.	5/31/2013 10:00:00 AM	6/3/2013 7:16:00 AM	24.45	0.00	0.00			24.45	
3/21/2013 9:00:00 AM	FIRE-23327	FIREVEH-MFD163-L14	Low coolant alarm went off. However, the in cab screen showed coolant	5/31/13 - Noticed front right corner wet, pressure test system, found no leak but two bolts loose	5/31/2013 10:00:00 AM	6/3/2013 11:28:00 AM	23.04	7.73	0.00			30.77	

			level OK, checked sight glass and added about one quart. D. Yoshida L-14, B	within the area of wet. Tightened up fasteners and topped off coolant level.								
1/3/2012 8:41:00 PM	FIRE-15175	FIREVEH-MFD163-L14	Odometer is not working at all.	8/1/12 - Odometer PN: 60-9115 Replaced. Mil: 36043 E/H: 3594	6/3/2013 8:06:00 AM	7/1/2013 7:34:00 AM	23.04	0.00	0.00		23.04	☐
6/19/2012 2:37:00 PM	FIRE-18365	FIREVEH-MFD163-L14	Frame/Body Repair makes a grinding/rubbing sound when turning right and the cab and subframe contort. Kanoa K. Haake L-14-A	7/28/12 - Went to station 14 to verify unusual sound only accelerating on right turns and slight uphill grade. Made repairs to resecure top radiator pipe, resecured right side fan shroud which was missing fasteners and turbo flange clamp which was rubbing cab. Test, still has sound. 5/2/13 - Replaced cab lock isolators and rear cab isolators. Need to test drive to confirm that the sound has been remedied.	6/5/2013 7:12:00 AM	6/8/2013 10:17:00 AM	46.08	208.30	0.00		254.38	☐
6/3/2013 6:35:00 PM	FIRE-24538	FIREVEH-MFD163-L14	L-14 MFD 163 (FIREVEH-MFD163-L14) B Service.	See tasks for service info.	6/5/2013 10:31:00 AM	6/6/2013 10:12:00 AM	368.64	581.42	0.00		950.06	☐
6/24/2013 8:28:00 AM	FIRE-24815	FIREVEH-MFD163-L14	L-14 MFD 163 (FIREVEH-MFD163-L14) Trouble Call, Fan V-Belts failed.	6/23/13 - Got to station 14. Verified Fan V-Belt failure (Gates Brand). Verify no damage to engine accessories and compartment. Removed all V and Serpentine belts. Installed all New Dayco Belts. Ran engine to st belts, verify tension OK.	6/23/2013 9:15:00 PM	6/24/2013 8:39:00 AM	110.01	153.41	0.00		263.42	☐
7/12/2013	FIRE-25124	FIREVEH-MFD163-L14	L-14 MFD 163 - B Service	See completed and closed WO #24538.	8/5/2013 11:32:00 AM	8/5/2013 11:32:00 AM	0.00	0.00	0.00		0.00	☐
11/8/2011 2:48:00 PM	FIRE-14363	FIREVEH-MFD163-L14	Aerial platform controls "slow" to intermittent. Kanoa K. Haake L-14-A	8/15/12 - Got with Brian Fitzgerald Pierce Tech who will advise on when Tech can be on Maui. ETA 9/12. 8/12/13 - See closed WO #20191.	8/12/2013 8:19:00 AM	8/12/2013 8:19:00 AM	0.00	0.00	0.00		0.00	☐
1/23/2012 4:42:00 PM	FIRE-15548	FIREVEH-MFD163-L14	Ladder does not fully retract every time and the retract control sometimes does not work. Ladder will stop just an inch or so short of fully retracting. The retract control will sometimes pause in its operation. We can get ladder all the way retracted eventually by playing with it.	8/15/12 - Got with Brian Fitzgerald, Pierce Tech. Will advise on when Tech can be on Maui. ETA 9/12. See similar write up on WO #FIRE 14783. Also see closed on 20191.	8/12/2013 8:20:00 AM	8/12/2013 8:20:00 AM	0.00	0.00	0.00		0.00	☐
6/8/2013 8:48:00 PM	FIRE-24633	FIREVEH-MFD163-L14	OTHER (Problem not listed) Flood light on passenger side middle is out. If you send us the bulb we can try to replace it. D. Yoshida B watch.	8/28/13 - Replaced burnt out 120V/750WC Halogen Lamp, test, ok.	8/28/2013 1:30:00 AM	8/30/2013 11:20:00 AM	12.23	0.00	0.00		12.23	☐
6/8/2013 8:45:00 PM	FIRE-24632	FIREVEH-MFD163-L14	OTHER (Problem not listed) When the Pressure governor switch is put in the Pressure control position and the throttle is increased the RPM's continue to increase. When the throttle is decreased the RPM's drop without stopping.	9/9/13 - See similar write up on WO# 23328.	9/9/2013 12:10:00 PM	9/9/2013 12:10:00 PM	0.00	0.00	0.00		0.00	☐
6/8/2013 8:34:00 PM	FIRE-24631	FIREVEH-MFD163-L14	OTHER (Problem not listed) extension of aerial ladder is intermittent while raising. M. Mullailey TA FF3 L-14 B	Checked and found that the extend on the aerial works intermittently only when the main tip tracking lights switch is in the on position. Replaced shorted tip tracking light bulbs. I did not get to retest the aerial before the crew needed to take the truck. I told them to retest it and let Victor know if the problem was rectified.	9/19/2013 7:40:00 AM	9/19/2013 5:24:00 PM	23.04	0.00	0.00		23.04	☐
8/1/2013 4:22:00 PM	FIRE-25509	FIREVEH-MFD163-L14	Frame/Body Repair Diamond plate on D/S below outlets/intakes loose. Rivets broken. D. Yoshida B watch.	Repaired by drilling and installing two new screws.	9/19/2013 7:43:00 AM	9/19/2013 5:22:00 PM	11.52	0.00	0.00		11.52	☐
7/7/2013 9:32:00 AM	FIRE-25030	FIREVEH-MFD163-L14	Safety Equipment: Top emergency light bar(center	Replaced burnt out light bulb in light bar.	9/19/2013 7:50:00 AM	9/19/2013 5:24:00 PM	11.52	0.00	0.00		11.52	☐

Work Order Date	Work Order #	Vehicle	Description	Start Date	End Date	Estimate	Actual	Cost	Notes	
7/30/2013 9:49:00 AM	FIRE-25425	FIREVEH-MFD163-L14	rotating white lights and driver side red lights) not working. Ladder 14 "B" watch L-14 MFD 163 (FIREVEH-MFD163-L14) Check re-circ valve stuck open.	7/30/13 - Tested why re-circ valve was stuck open and found that both the actuating motor and the button/switch controller needs to be replaced. I took the motor and switch off the No.2 passenger side discharge and used it on the re-circ. The re-circ is now working properly and the No.2 passenger side discharge is out of service till the ordered parts come in. 9/9/13 - Installed new actuating motor and new button/controller for No.2 passenger side discharge.	9/19/2013 7:52:00 AM	9/19/2013 5:23:00 PM	138.24	733.78	0.00	872.02
10/3/2013 3:49:00 PM	FIRE-26718	FIREVEH-MFD163-L14	Fire Pump - when the Throttle Governor is switched over to Pressure Control the engine RPMs start to increase and run away on its own. D. Yoshida B watch	See similar write up on WO's 23328 & 24632.	10/8/2013 8:23:00 AM	10/8/2013 8:23:00 AM	0.00	0.00	0.00	0.00
9/17/2013 6:45:00 AM	FIRE-26350	FIREVEH-MFD163-L14	CAB - windows, seats, instruments, compl. Driver side window needs replacement. R. Ohigashi	9/19/13 - got to station and verified glass is cracked. Will order glass and get replaced. 10/14/13 - Replaced drivers side front door window glass.	10/15/2013 7:29:00 AM	10/15/2013 4:30:00 PM	80.64	62.12	0.00	142.76
10/8/2013 8:23:00 AM	FIRE-26805	FIREVEH-MFD163-L14	Fire Pump, #2 D/S discharge valve and indicator light stuck in open (over 1/2) position. Kanoa K. Haake	There is no #2 drivers side discharge. The second discharge on the drivers side is the #3 discharge and it is leaking. It was previously written up on 10/5/13. See W.O # FIRE-26776 for repairs.	10/15/2013 7:34:00 AM	10/15/2013 4:26:00 PM	5.78	0.00	0.00	5.78
3/21/2013 9:10:00 AM	FIRE-23328	FIREVEH-MFD163-L14	When the Pressure governor switch is put in the Pressure Control position the throttle RPM's drop. This happens intermittently. D. Yoshida L-14, B	5/31/13 - noticed after setting pressure in RPM mode then switched to Pressure mode, Pressure/RPM's would fade out. (Also se closed VCV# 24632 for similar write up) 10/15/13 - I found a plugged fitting going to the main pump pressure sensor. Disassembled and cleaned the plugged fitting. Reassembled and tested. Seemed to be working properly. Need to monitor and make sure the problem is resolved.	10/15/2013 2:18:00 PM	10/15/2013 4:34:00 PM	80.84	0.00	0.00	80.84
10/26/2013 6:37:00 PM	FIRE-27132	FIREVEH-MFD163-L14	Frame/Body Repair lower metal bracket that holds tubular step ladder to rear bumper is cracked. Step ladder is still functional but bracket needs to be replaced. B-watch, D. Yoshida	11/4/13 - Replaced left side cracked stanchion for rear step ladder utilizing install longer hardware.	11/4/2013 2:00:00 PM	11/4/2013 4:13:00 PM	24.45	0.00	0.00	24.45
12/23/2013 1:55:00 PM	FIRE-28068	FIREVEH-MFD163-L14	Brake System Front Driver side breke gets hot and smells like burning after driving even if brakes not being used. Example on long drive on the highway only using jake brake. B watch, David Yoshida	12/24/13 - got to station, after crew came back from a few runs, was not able to confirm issue. Made visual inspection to front and rear brakes, hub oil levels, engine compartment area, found all ok. Will monitor.	12/26/2013 9:57:00 AM	12/26/2013 9:57:00 AM	24.45	0.00	0.00	24.45
1/9/2014 12:00:00 PM	FIRE-28284	FIREVEH-MFD163-L14	L-14 MFD 163 (FIREVEH-MFD163-L14) Trouble call, Check Engine Light on while driving on Pillani Hwy. No oil pressure indicated.	1/9/14 - Got to scene, verified Check engine light. Replaced DDEC Oil Press Sensor P/N 23511176. Test,OK. Mileage: 38,472 E/Hrs: 3,7793.9 A/Hrs: 96.0 P/Hrs: 67.8	1/9/2014 3:00:00 PM	1/13/2014 8:23:00 AM	69.12	79.53	0.00	148.65
2/9/2014 10:40:00 AM	FIRE-28717	FIREVEH-MFD163-L14	There is a leak coming from the cab lift system stowing locks. Leak is most evident on the passenger side lock. drivers side stow cab lock leak is much smaller in quantity. See attached images.	2/10/14 - Replaced leaking Right side Hydraulic Cab Latch and re-sealed left side Hyd. Cab Latch. Test, OK.	2/10/2014 12:00:00 PM	2/10/2014 12:00:00 PM	69.12	174.07	0.00	243.19
12/17/2013 10:45:00	FIRE-27970	FIREVEH-MFD163-	Steering System, slow leak from	12/24/13 - Vanified power steering fluid weeping from	2/10/2014 1:00:00	2/10/2014 1:00:00	29.51	4.72	0.00	34.23

AM		L14	power steering	reservoir cap. No repair at this time.	PM	PM				
			Kanoa K. Haake	2/10/14 - while in town for training. Replaced power steering reservoir gasket. Will monitor for other areas of reservoir for leaks.						
2/4/2014 12:52:00 PM	FIRE-28682	FIREVEH-MFD163-L14	OTHER (Problem not listed) Passenger side rear diamond plate scratched below red emergency light. Kanoa K. Haake	2/10/14 - Inspect for scratch. Found scratch on side of Right rear corner/ Warning Light Diamond Plate Mount. Mount was also found loose. Re-secured loose Warning Light Mount by removing portion of Rear Stainless Steel panel to gain access of Body framing to install nutsert's. Re-install warning light mounting, accessories and smooth out sharp edges where scratch was.	2/10/2014 3:30:00 PM	2/10/2014 5:00:00 PM	34.56	0.00	0.00	34.56
2/24/2014 9:00:00 AM	FIRE-28947	FIREVEH-MFD163-L14	L-14 MFD 163 (FIREVEH-MFD163-L14) Main Voltage Hi reading alarming while going and returning from shopping, just before getting back to station, alarm stopped.	2/24/14 - Check system. Was not able verify Hi alarm on Main Voltage. Individually verified batteries condition good and clean terminals. Replaced voltage regulator for good measures. test, OK. 3/3/14 - Pierce Ticket # 799583 (Tech Luke). Verified battery pos. & neg. signals at Output Mod. 1 and Input Mod 1 ok at 14.2v while engine running. 3/4/14 - Pierce will send over re-flash file to adjust for .5v difference between CZIC and actual battery voltage. Making attempts to download Pierce Software and file to Laptop. 3/5,6,7/14 - Attempts to coordinate with Pierce to re-flash not successful. File is good but truck not able to recognize file and be re-flashed. Suspect Control Module at fault. Had Pierce "rush" send new CZ Control Module specific to Job number. 3/12/14 - New module arrived and installed. Test, found module still alarms at Main Voltage Hi at 14.9-15.1. Took the same file as the attempts to re-flash old Control Module and re-flashed. Re-Flash successful and and not alarming.	2/24/2014 3:00:00 PM	3/12/2014 3:08:00 PM	342.30	349.00	0.00	691.30
2/24/2014 12:00:00 PM	FIRE-28946	FIREVEH-MFD163-L14	L-14 MFD 163 (FIREVEH-MFD163-L14) Rear A/C Evaporator not draining condensation.	2/24/14 - Found pump system for Evap Drain needs new pump and sensors. Made system to gravity drain behind Captains seat and out of cab in front of right front fender well.	2/24/2014 5:30:00 PM	2/24/2014 5:30:00 PM	61.12	0.00	0.00	61.12
2/27/2014 12:42:00 PM	FIRE-28985	FIREVEH-MFD163-L14	Speedometer shows a speed approximately 30-50 MPH faster than actual speed. FF1 Clifford Nakoa per Kanoa Haake it is not safe to operate.	2/28/14 - Verified Speed-O-Meter not reading correctly. Trouble shoot, found Speed-O-Meter Head needed new calibration. Re-calibrated and test drove on highway with another known good vehicle following Ladder, OK.	2/28/2014 11:29:00 AM	2/28/2014 11:29:00 AM	73.35	0.00	0.00	73.35
7/7/2013 9:49:00 AM	FIRE-25031	FIREVEH-MFD163-L14	Safety Equipment: Indicator light on Aerial Master switch inside the cab not working. Ladder 14/B Tualemoso	2/28/14 - Replaced burnt out bulbs, test, OK. Aerial Hrs: 96.0 P/Hrs: 0079.1	2/28/2014 11:38:00 AM	2/28/2014 11:45:00 AM	12.23	1.80	0.00	14.03
2/28/2014 11:49:00 AM	FIRE-29000	FIREVEH-MFD163-L14	L-14 MFD 163 (FIREVEH-MFD163-L14) Ignition switch replacement for Preventive Measure.	2/28/14 - Replaced Ignition Switch for Preventive Measures.	2/28/2014 11:49:00 AM	2/28/2014 11:49:00 AM	12.23	24.13	0.00	36.36
10/5/2013 11:14:00 AM	FIRE-28776	FIREVEH-MFD163-L14	Fire Pump discharge #3 leaking, can't close gale all the way. David Yoshida B watch.	10/14/13 - Button controller needs to be ordered and replaced. Valve also needs to be resealed when the button controller comes in.	3/5/2014 2:01:00 PM	3/15/2014 2:21:00 PM	138.24	733.78	0.00	872.02

				10/18/13 - Controller on order. 3/5/14 - Replaced button controller and valve motor actuator for discharge #3. Disassembled, cleaned, and rebuilt the valve ball and seals for #3 discharge. Tested #3 discharge valve and found it to be working properly after the repairs were made.								
8/23/2013 9:16:00 AM	FIRE-25907	FIREVEH-MFD163-L14	OTHER (Problem not listed)Main pump pressure gauge not working at all. intermittent. and digital flow meter for discharge 1 not working at all. D Yoshida B wetch.	10/15/13 - Repaired pump pressure gauge problem by cleaning a clogged fitting that feeds the pressure gauge hose. Checked digital flow meter and found that the meter itself is good. The problem may be bad wiring or a bad flow sensor. Needs to be troubleshot further. 3/5/14 - Checked wiring for #1 discharge flow meter. Removed cleaned and reinstalled the flow sensor for discharge 1. Retested and found the flow meter to be working properly. The problem was likely caused by the flow sensor paddle wheel being held by some rust in the piping.	3/5/2014 2:26:00 PM	3/5/2014 2:26:00 PM	138.24	0.00	0.00		138.24	
3/14/2014 6:00:00 AM	FIRE-29247	FIREVEH-MFD163-L14	L-14 MFD 163 (FIREVEH-MFD163-L14) Right front Turn signal (front of Capt Door) inop.	3/14/14 - Replace lamp assembly due to corrosion. test, OK.	3/14/2014 9:10:00 AM	3/14/2014 9:10:00 AM	12.23	20.30	0.00		32.53	
3/14/2014 6:26:00 AM	FIRE-29285	FIREVEH-MFD163-L14	L-14 MFD 163 (FIREVEH-MFD163-L14) Aerial Discharge stuck open, Dich. #1 stuck closed, primer not working.	3/15/14 - Trouble shoot Primer not pulling down vacuum. Found Aerial discharge not closing. 3/17/14 - R&R shorted Discharge valve motor. Also found #1 Discharge motor stuck close. Lights on controller would not indicate "throttled". Found motor at fault. Took two old motors to CPR to check if rebuild is possible. 3/18/14 - Trouble shoot primer still not pulling prime. Found 3/4" One-Way Check Valve on Primer Valve stuck closed. Removed and disassembled valve end free up sticky valve. Re-install, test, ok. Replaced #1 Disch valve motor with repaired one. Test, ok. Other motor that was taken to repair was not repairable.	3/18/2014 4:00:00 PM	5/28/2014 4:14:00 PM	691.20	189.28	119.95	Motor Repair	1,000.43	
7/14/2013 2:51:00 PM	FIRE-25148	FIREVEH-MFD163-L14	OTHER (Problem not listed) Front and Rear jacks on the driver side will extend out, down, and back up but will not retract using the control box. Tried with manual override switch but still did not work. Had to use the Stabilizer Override Control levers on the drivers side of the truck behind the side stopladder to retract the jacks. We were able to fully deploy the jacks out and down and autolevel but had to use the Override Control levers to bring the D/S jacks back in. David Yoshida L-14 B.	7/17/13 - Got with "A" watch FAO and notified O/R operation is intermittent. 3/21/14 - Found both Front outriggers wouldnt come up. Found loose connection behind remote box switches. Re-secured and ty-wrapped connection.	3/22/2014 4:00:00 PM	3/22/2014 4:00:00 PM	460.80	0.00	0.00		460.80	
4/9/2014 8:00:00 AM	FIRE-29749	FIREVEH-MFD163-L14	L-14 MFD 163 (FIREVEH-MFD163-L14) Battery Failure.	4/9/14 - Trouble call at station. Battery shorted. Replaced all six (6) batteries, test, ok.	4/9/2014 7:57:00 AM	4/24/2014 8:06:00 AM	276.48	707.70	0.00		984.18	
4/6/2014 7:50:00 AM	FIRE-29545	FIREVEH-MFD163-L14	Shoreline outlet cover broke(Piece connected to truck that holds swivel is broken.) Tualemoso T/A Driver	4/30/14 - Replaced wornout Kussmaul shoreline inlet cover.	4/30/2014 2:00:00 PM	4/30/2014 4:22:00 PM	11.52	23.77	0.00		35.29	

5/7/2014 8:55:00 PM	FIRE-29955	FIREVEH- MFD163- L14	OTHER (Problem not listed)Rear flood lights not working, DS and PS, B watch, D. Yoshida	6/19/14 - while in town for training, "A" watch FAO replaced LT & RT rear burnt out Flood Lamps (120V 750W).	6/19/2014 11:00:00 AM	6/24/2014 8:56:00 AM	6.11	0.00	0.00		6.11	☐
5/4/2014 1:36:00 PM	FIRE-29902	FIREVEH- MFD163- L14	#3 discharge guage leaking mineral oil R. Ohigashi	6/19/14 - with assistance of "A" watch FAO, replaced leaking #3, #1. Aerial and Master Discharge gauges. P/Hrs: 316 Aerial Hrs: 112	6/19/2014 3:00:00 PM	6/20/2014 3:54:00 PM	97.80	301.92	0.00		399.72	☐
6/20/2014 11:19:00 AM	FIRE-30698	FIREVEH- MFD163- L14	L-14 MFD 163 (FIREVEH-MFD163-L14) Safety Lighting addition.	6-19-2014. Installed red hexagon reflectors on rear bumper; one each side facing rearward. No reflectors were on the rear bumper (discovered during PUC safety inspection). 6-19-2014. Retrofit rubber-arm light fixtures on rear bumper; one each end (no light fixtures were on the rear bumper from Pierce). Wired rubber arms by splicing into running/brake LED lamp (running light circuit). Checked operation of rubber-arm LED light; light can be seen when viewed through the rear view mirrors (aiding the driver/Captain of the approximate location of the rear of the apparatus). 6-19-2014. Installed convex mirror to drivers outside mirror glass; lower portion. No convex mirror to aid driver. Checked operation of convex mirror; driver can now partially view the front tire of the apparatus (also left crew-cab door can now be seen without the need to turn-head to look back). 6-19-2014. Replaced both rear perimeter lamps; lighting appeared dim/dull. installed new-style LED lamps (brighter lighting) with mounting grommets. Checked operation of lamps; appears to be more lighted under rear of apparatus now. 6-19-2014. Replaced all (4) cab perimeter lamps; lighting appeared dim/dull. installed new-style LED lamps. Checked operation of lamps; more lighted beneath all cab door openings now. 6-19-2014. Replaced both rear spot light bulbs; bulb appeared black inside. installed halogen spot-beam bulbs (so to increase distance light can shine). Checked operation of lamp; found pivot-joint stiff/hard to adjust. Lubricated with corrosion-block spray, exercised and readjusted tension of joint. Rechecked operation; lighting and adjustability good!!!	6/19/2014 3:00:00 PM	6/26/2014 1:33:00 PM	138.24	368.10	5.00 Freight	Freight	511.34	☐
5/23/2014	FIRE-30227	FIREVEH- MFD163- L14	L-14 MFD 163 - PUC check	6/19/14 - inspect and renew PUC.	6/20/2014 4:01:00 PM	6/20/2014 4:01:00 PM	24.45	0.00	0.00		24.45	☐
4/3/2014 9:11:00 PM	FIRE-2951B	FIREVEH- MFD163- L14	Appliance Problem: The rubber strap on mounting bracket for Blitzfire snapped.	4/4/14 - got with Ry. Currently out of stock but is making an order from TFT.	6/23/2014 11:49:00 AM	6/23/2014 11:49:00 AM	6.11	0.00	0.00		6.11	☐
5/18/2014 12:46:00 PM	FIRE-30082	FIREVEH- MFD163- L14	OTHER (Problem not listed)The warning/safety beeper that sounds when the outrigger stabilizers are being deployed is not working. D. Yoshida B watch	5/28/14 - while on south side for E6, got w/ L14 "A" watch FAO notified issue is intermittent. Will T/Shoot on later date. 6-25-2014 (1130-1530) DG "stabilizer in motion" audible warning; confirmed not sounding. Made checks of electrical	7/3/2014 7:34:00 AM	7/7/2014 11:03:00 AM	190.43	189.80	62.75 Freight	Freight	442.98	☐

				circuits (3417 (+) & 4003 (-)); no issues with circuits. Found all (4) alarms non-operational. Installed temporary alarm at cept. side front outrigger so warning will sound when moving stabilizers. Ordered new alarms from Maui Auto Parts (Preco FS255). 7/3/14-Travelled to and from Wailea to remove existing alarms and wired in 4 new alarms. Retested operation, ok								
6/23/2014 4:59:00 PM	FIRE-30712	FIREVEH- MFD163- L14	OTHER (Problem not listed)Ladder having trouble bedding properly. Does not find center position that will allow ladder to get to the fully bedded position easily. D Yoshida B watch	6-25-2014 (0800-1100) Operated ladder from lower controls; found "collision avoidance" alignment calibration off (ladder would need to be rotated toward the capt side for "YES" to appear on the CZ monitor). Adjusted the proximity sensor air-gap (reduced) & repositioned (moved slightly clock-wise) so cradle would be in better relationship with "rad pointers" at the turn-table for stowing ladder. Raise ladder, rotated to the side, swung-back over the cradle (using red pointars) and lowered without any issues (did this 3-times). 7-11-14 (1300-1730) FAO reports ladder not slowing properly; ladder not contacting the cradle. Adjusted both proximity sensors (30mm) at cradle bracket down 3/4-inch; to allow ladder to go further down before "collision-avoidance" disables hydraulic pressure. Rechecked ladder bedding; ladder now lowers to approximately 1/2-inch above the cradle when stowed, then will completely contact both rubber pads when the truck is back on the ground.	7/11/2014 5:30:00 PM	7/23/2014 5:50:00 PM	161.28	0.00	0.00		161.28	
5/7/2014 8:53:00 PM	FIRE-29954	FIREVEH- MFD163- L14	OTHER (Problem not listed)Reverse beeper sounds when not reversing - intermittent. B watch D. Yoshida	7/25/14- Spoke to operator at that time, says that the ladder tip temp alarm sounds. Inspect operation, noted false readings. Removed access panel for tip sensor. Cleaned electrical connections on both ends and sensor itself. Rechecked readings now, sensor now reads correct temperature, about 90 degrees F. Reinstalled panel. Will monitor concern.	7/25/2014 6:34:00 AM	8/27/2014 1:53:00 PM	34.56	0.00	0.00		34.56	
7/4/2014 11:38:00 AM	FIRE-30897	FIREVEH- MFD163- L14	OTHER (Problem not listed)Aerial high tip temperature warning going off. D. Yoshida B watch.	7-25-2014 (1230-1330) Checked monitor for temperature reading; 104-degrees. Checked circuit for anything unusual, circuit working as it should (disconnecting sensor made reading go to 400 degrees/shorting circuit made reading go to -4 degrees). Cleaned probe and rechecked temperature reading; working as it should (80ish in the station & 90ish outside). damien & ray.	7/25/2014 1:30:00 PM	7/30/2014 5:46:00 PM	57.60	0.00	0.00		57.60	
7/4/2014 11:36:00 AM	FIRE-30896	FIREVEH- MFD163- L14	OTHER (Problem not listed)Aerial stalls while extending from turntable controls. D. Yoshida B watch.	7-22-2014 (1000-1630) Operated ladder from lower controls to verify write-up; confirmed ladder fly's not extending properly. Hooked-up scanner (Command Zone Diagnostics) to aerial; looked at VAM #12 for anything unusual. Found that joystick controller input was operating as it should (varies 5vdc signal & 12vdc deadman signal always present), i was unable to view the output to the electronic hydraulic valve control module. Shawn (mechanic)	7/25/2014 4:30:00 PM	7/28/2014 12:24:00 PM	161.28	0.00	0.00		161.28	

			mentioned that 12vdc spot-lights being on had made for a similar issue before; changing the bulbs for the lamps remedied the situation. I studied electrical drawings, traced wiring at the lower control station, visually inspected for anything unusual; I closely looked at "Relay Board #1 (particularly relay's #3 &4)". Found that with the light switch at the lower control station in the on position, then removing relay #4 (platform lights) while operating joystick remedied the extension issue; reinstalling relay made ladder glitch. FYI, the lights at the platform were switched off.							
			I'm isolating the issue to one the spot light relays (possibly one or both coils are drawing more amperage than the system was designed to operate at) or a faulty relay board connection. Ladder extension worked as it should after reinstalling all the relays; also with the base & platform spot-lights being on (stop-job; end of work day).							
			7-25-2014 (1530-1630) Replaced platform & tracking spot-light relays (R3 & R4) and turntable power distribution relay (R1) with new for Relay Board #1; for the purpose of reducing current required to activate those circuits (old coil resistance 90ohms/new coil 60ohms). Operated ladder to validate work perform; ladder extends & retracts as it should.							
			Relay R2 is for the amber strobes on the sides of the base ladder section. The strobes come-on when the system senses an instability situation.							
4/4/2014 8:51:00 AM	FIRE-29531	FIREVEH-MFD163-L14	Driver side rear stabilizer shows "deployed" and unable to retract. Manual override operational. Kanoa K. Haake	5/28/14 - while on south side for E6, got with L14 "A" watch FAO who notified issue is intermittent. Also noticed when doing morning checks on rear entrance of apparatus apron, changing up on how outriggers get slowed seems to make system work normally. Will check on sensor adjustment on later date.	7/25/2014 4:30:00 PM	7/28/2014 11:12:00 AM	132.83	1,097.64	0.00	1,230.47
			7-25-2014 (1130-1630) Operated stabilizers via control-box to verify write-up; i was unable to recreate issue. Replaced all four (4) joy-stick control switches in control-box for good measure. New switches had a different style of connection; slight rerouting of wires were required. Operated stabilizers to confirm that all wiring was reinstalled correctly; all stabilizers working as it should.							
7/28/2014 2:25:00 PM	FIRE-31289	FIREVEH-MFD163-L14	L-14 MFD 163 (FIREVEH-MFD163-L14) Aerial Spot Light. Lower Driver Side Spot Lamp not working.	Replaced both H2 bulbs with new in lower driverside spot-lamp. Spot light (most forward bulb) = 100watts (BP1210/H2). Flood light = 55watts (BP1255/H2).	7/28/2014 1:30:00 PM	8/4/2014 3:53:00 PM	46.08	11.24	0.00	57.32
8/8/2014 9:49:00 PM	FIRE-31439	FIREVEH-MFD163-L14	Electrical/Starting System Charging Cord Plug loose/disconnected from Cord. Plug needs to be reconnected and may need a shim to	8/11/14 - FF C. Nakoia notified via email (8/10/14) cord has been repaired and back in service.	8/11/2014 3:15:00 PM	8/11/2014 3:15:00 PM	3.67	0.00	0.00	3.67

			prevent slide out of cord.										
			L14 A Watch TA FFIII, Conrad Guerfaro										
3/26/2014 1:34:00 PM	FIRE-29409	FIREVEH- MFD163- L14	The No. 1 driver sida discharga does not open and the Aerial discharga gata is open and will not close. Mechanic 1 came out to the station and made repairs so that discharge No. 1 can now operate intermittently but the Aerial discharga will need a new part to become operational. FF1 Clifford Nakoa	3/26/14 - got to station 14. Verified Aerial Disch. Inop. Controller has no indicator lights on at the moment. Swapped out with known working controller. Found controller signal getting to valve motor but not moving. Will verify if new motor is ok to use on valves 4" and larger. As for #1 Discharge, will remove previously repaired motor and install new one when parts arrive. Mileage: 39,182.8 E/Hrs: 3,830.2 P.Hrs: 312.3	8/25/2014 2:01:00 PM	8/25/2014 2:01:00 PM	142.47	733.78	42.00	Freight	Freight	918.25	
				4/30/14 - Akron notified that Motor for all discharges are equal. Replaced faulty Aerial Discharge Controller due to indicator light stuck on Yellow and not responding when commanded. Test found lights OK but valve not moving yet. Swapped out gearbox/motor assembly with Large Diameter Discharga, test OK. LDH will be out of service til inspection of Aerial Gear Box can be made. Also noticed #3 Disch. control indicator shows valve open but valve is closed. Need to Trouble shoot. 5/28/14 - Verified Aerial Valve Planetary Gear Box Ok. Installed new motor, on LDH test, ok. Mil: 39,884 E/Hrs: 3,897 P/Hrs: 315.8 8/25/14 - Check No.1 Discharge operation. OK at this time.									
8/25/2014 9:58:00 AM	FIRE-31649	FIREVEH- MFD163- L14	L-14 MFD 163 (FIREVEH- MFD163-L14) Aerial Annual Inspection Defect repairs.	Addressed Preferred Aerial Deficiency Report (total of 8 items) : Item #1. MINOR RUST ON ALL RAILS AND RUNGS. Will tend to later; nothing critical to be worked on at this time. Item #2. SMALL SHOCK (behind right front ladder) IS LEAKING OIL FROM SEAL. Made visual checks of both platform leveling cylinders (assuming these ara what is described as a shock). Found no indication of oil leaking from shafts and hose connections. Operated aerial ladder for approximately 20-minutes. Made chacks again of both hydraulic cylinders; no oil leaks from the leveling cylinders was found. I will monitor whenever I see the truck. 10-3-2014 (1500-1530) Made checks of oil leaks from platform leveling cylinders; no oil leaks or indication of prior oil leaks noticed. Item #3. FLY SECTION HAS MINOR TWIST TO THE LEFT. Flew ladder from the platform to verify finding. The ladder does not hava e twist in the fly section; all ladder sections can move within each stage when extended (typical of a hydraulic ladder). Nothing wrong found by me. Item #4. SCREEN ON UPPER CONTROLS IS HARD TO READ. Cleaned & polished Command Zone monitor. Also pump operator's monitor for good measure.	8/25/2014 5:30:00 PM	10/21/2014 3:09:00 PM	195.84	0.00	102.60	Polishing Supplies	Polishing Supplies	298.44	

				<p>Item #5. DRIVERS SIDE PLATFORM (at water controls) IS DAMAGED. Made visual checks of and found no damage to any part of the platform.</p> <p>Item #6. TOP RIGHT FRONT STEP HAS MINOR DAMAGE. Found stepping surface pushed-down in the middle. Straightened stepping surface. Checked for cracks for good measure. no structural damages noticed.</p> <p>Item #7. WIRING AT BASE OF PLATFORM HAS DAMAGED SHEATH (photo attached). Remedied by overwrapping with rubber splicing-tape (3M 130c) and applied vinyl electric tape (3M Super33+).</p> <p>ITEM #8. THE TWO ARROWS FOR ALIGNING THE LADDER NOT ACCURATE. Operated aerial ladder to verify issue, lifted ladder out of cradle and stowed 3-times with no issues. 10-3-2014 (1500-1530) Rechecked alignment of ladder; ladder stowing as it should.</p> <p>STATS: 10-3-2015 136.7 aerial pto hours. 322.6 fire pump hours.</p>							
7/9/2014	FIRE-30958	FIREVEH-MFD163-L14	L-14 MFD 163 - B Service	<p>8/25/14- Began B svc. Inspect warning lamps, exterior and interior lamps.</p> <p>Found 4 cabinet lamps inop. with door open. Removed and replaced burnt out bulbs as needed. Replaced 5 perimeter lamps with LED type. Replaced 2wiper blades and set washer spray. Replaced engine oil, oil filters, fuel, coolant, air and trans filters. Drained and filled both differentials, and PTO. Reset tire pressures. 8/26/14- Refilled p/s and auto trans fluids. Replaced coolant filter. Degreased engine and undercarriage. Removed and replaced cab lift solenoid. Removed and replaced leaking left side cab lift cylinder. removed right side cylinder, replacement seems different. cab lock ring won't fit. reinstalled right side cylinder, tested operation .</p> <p>Pierce cab lift solenoid PN 64-6809</p>	8/27/2014 7:10:00 AM	9/17/2014 4:26:00 PM	506.88	1,826.43	0.00	2,333.31	
5/16/2014 8:56:00 PM	FIRE-30081	FIREVEH-MFD183-L14	OTHER (Problem not listed)The CZIC Command Zone Information Center screen on the control panel in the bucket is weathered and cloudy so that you cant see the information displayed. The glass/plastic screen needs to be replaced. B watch David Yoshida	<p>Reconditioned CZ monitors dispaly screen (wo#31649).</p> <p>Please let us know if it gets bad again ... Thanks Davell!</p>	8/27/2014 4:30:00 PM	9/4/2014 12:40:00 PM	34.56	0.00	0.00	34.56	
9/13/2014 1:28:00 PM	FIRE-31907	FIREVEH-MFD163-L14	Damaged hendle on Wheel Chock. Wheel Chock still functional	<p>9/16/14 - Ry sent replacement wheel chock to L-14.</p> <p>Contact: Conrad Guerrero L14 A</p>	9/17/2014 3:03:00 PM	9/17/2014 3:03:00 PM	6.11	0.00	0.00	6.11	
9/8/2014 8:08:00 PM	FIRE-31834	FIREVEH-MFD163-L14	Damage to Cover of Passenger Front Stabilizer. Picture attached.	<p>10/3/14 - Found crew straightened out panel and looks good. Panel is secure.</p> <p>Contact: Conrad Guerrero L14 A</p>	10/3/2014 1:05:00 PM	10/21/2014 4:00:00 PM	12.23	0.00	0.00	12.23	
10/3/2014 2:12:00 PM	FIRE-32158	FIREVEH-MFD163-L14	Aerial Control Tower Side Inspect on Panel fell off truck during driving operations.	<p>10/3/14 - Straightened out panel, replaced one unrepairable latch P/N: 80-3056 and removed sharp burrs.</p>	10/3/2014 2:06:00 PM	11/12/2014 12:15:00 PM	24.45	24.93	0.00	49.38	

			Panel is metal, roughly 3ft x 1ft, and has damaged on 1/3 of the panel. See Pictures attached																				
9/28/2014 12:46:00 PM	FIRE-32094	FIREVEH-MFD163-L14	OTHER (Problem not listed)Aerial ladder stalls when extending from the turntable controls. Before it used to do this only if the tip tracking lights were on. Now it stalls even if the light switch is in the off position. D. Yoshida B watch.	9-29-2014 (1200-1500) Operated ladder from lower controls; confirmed MC write-up. DG electronic circuits for lower joystick controls; couldn't find anything obviously wrong. Also experienced rotating toward the DS of apparatus and lowering ladder caused hydraulics to stall too (switching to manual platform leveling allows lower controls to operate properly). Stop job; will continue later. 10-2-2014 (1000-1500) Continued to make checks of electronic circuits, nothing obvious found (looking like a faulty ground). Stop job; will continue later. 10-3-2014 (1000-1500) Spliced in new ground wire (A1HA3352/V1HA3352) to reduce voltage drop (Pierce Service Topic #161/ ticket #855742) for CZ modules (AIM#2 & VIM#12). Rechecked operation from lower controls; ladder working as it should. STATS: 136.7 aerial-hours / 322.6 pump hours.	10/3/2014 3:00:00 PM	10/21/2014 4:01:00 PM	299.52	0.00	0.00										299.52				
9/30/2014 5:15:00 PM	FIRE-32124	FIREVEH-MFD163-L14	Safety Equipment light on driver side of lightbar is out. D. Yoshida B watch	Replaced bulb with new (whelen p/n 01-0441987-01U MDL H50SN12).	10/3/2014 3:30:00 PM	10/21/2014 4:04:00 PM	11.52	0.00	0.00											11.52			
10/1/2014 7:13:00 PM	FIRE-32137	FIREVEH-MFD163-L14	Small fisheye mirror on driver side rear view mirror fell off and broke. Clifford Nakoa FF1	Replaced mirror with new.	10/3/2014 3:30:00 PM	10/21/2014 4:06:00 PM	11.52	2.50	0.00												14.02		
7/4/2014 11:40:00 AM	FIRE-30898	FIREVEH-MFD163-L14	OTHER (Problem not listed)Aerial PTO doesn't turn off (intermittent). Have to turn battery off/on to turn off Aerial PTO. D. Yoshida B watch.	Replaced aerial PTO switch with new.	10/3/2014 3:30:00 PM	10/21/2014 3:52:00 PM	11.52	37.01	0.00													46.53	
12/15/2014 3:00:00 PM	FIRE-33061	FIREVEH-MFD163-L14	L-14 MFD 163 (FIREVEH-MFD163-L14) Cab L/R Cylinder, Right side leaking at gland nut dust seal.	12/15/14 - Removed leaking cylinder, replace with a re-sealed cylinder from upstairs. Test, OK. Re-seal leaking cylinder and place upstairs for back up.	12/15/2014 4:12:00 PM	12/23/2014 4:45:00 PM	71.23	30.00	0.00													101.23	
12/13/2014 9:15:00 AM	FIRE-32994	FIREVEH-MFD163-L14	OTHER (Problem not listed) There is a burning smell coming from the engine when the engine is running. All fluid levels and gauges are OK. Smell goes away quickly once the engine is shut off. B Watch, David Yoshida	Checked engine compartment for anything unusual; noticed alternator with noisy bearing. Replaced alternator with new. Replaced drive belts for good measure. Model: c716 400-amps 14-volts Serial: 10784. STATS: 41.565miles/4.073enghrs.	12/15/2014 4:30:00 PM	4/1/2015 8:38:00 AM	189.96	2,603.41	125.00	Freight												2,918.37	
11/16/2014 7:30:00 PM	FIRE-32679	FIREVEH-MFD163-L14	Fire Pump Ladder 14 Gate for Discharge #1 is malfunctioning. It sporadically closes while pumping through it. B watch, D. Yoshida	See duplicate WO #32917. 1.14.15 Meter 1: 50911 Meter 2: 4045	12/17/2014 4:44:00 PM	1/13/2015 7:39:00 AM	0.00	0.00	103.76	Misc. Fittings												103.76	
12/7/2014 8:52:00 AM	FIRE-32917	FIREVEH-MFD163-L14	Discharge #1 (2 1/2") cannot be opened or closed. Either the gate or the electronics for it are not functioning. Conrad Guerrero FFI L14 A	1-2-2015 Checked operation of discharge valve; confirmed valve inoperable. Installed USED valve controller to get discharge to work. 41.831miles. 4,083.2enghrs. 150.2aerialhrs. 328.1pumphrs.	1/2/2015 12:00:00 PM	4/17/2015 11:26:00 AM	23.04	557.56	0.00													580.60	
12/13/2014 9:12:00 AM	FIRE-32993	FIREVEH-MFD163-L14	Brake System Front brake low air alarm goes off when the truck is started in the morning. This did not used to happen before. Air PSI is	1-2-2015 (1230-1630) Searched for air pressure loss from air brake system; focused on undercarriage. Located minor leak from Wabco air drier housing; replaced drier and check-valve (p/n	1/9/2015 4:30:00 PM	1/16/2015 8:51:00 AM	276.48	74.83	47.08	Misc. Fittings												398.39	

			around 60 and builds up to 110 within an minute. B watch, David Yoshida	4341003100) with new. 1-5-2015 Air leak worst; drops down to 20-30psi now. Also takes long to build-up to capacity. 1/6/2015 (1230-1630) Searched for additional air leaks from air brake system; focused on control devices & accessories. Located minor air leak at parking brake valve (coming through stem); new seals installed. Located minor leaks from air compressor governor (coming through barb hose connection); cut hardened hoses ends off from both lines (tank psi sense & air dryer unload) and installed steel inverted-flare adaptors. Located minor air leaks from both air psi gauge taps at treadle-valve (quick connect swivel fittings); replaced with DOT ridgid high-pressure compression fittings. STATS: 41,840.3miles, 4,085.3enghrs, 152.4aerialhrs, 328.2pumhrs. 1/9/2015 (1230-1630) Searched for source of additional air loss from air brake system; Focused under the truck again. Located small leak at Ward air pressure tank; resealed fitting (running tee). Located small leak at wet tank (tap for air horn supply; silver 3/8-inch tubing); tightened compression nut. Located large leak at main primary air tank (rear brakes); found swivel quick-connect swivel-fitting leaking (tap for SR brake valve). Replace with DOT ridgid high-pressure compression fitting. STATS: 41,893miles, 4,089.5enghrs, 152.4aerialhrs, 328.2pumhrs. 1-10-2015 (approximately 0700hrs) Spoke with Dave Y. says pressure is at 110-psi; last started truck 1700hrs 1-9-2015. 1-11-2015 (approximately 0800hrs) Spoke with Dave K. says pressure is holding.							
1/9/2015 11:12:00 AM	FIRE-33305	FIREVEH-MFD163-L14	CAB - windows, seats, instruments, compl.window knob on driver side rear cab window handle missing. D. Yoshida, B Watch	Replaced all window crenks with new (originals were black); square drive. STATS: 42,215 miles, 154.1 aerial hours, 329.2 fire pump hours.	2/9/2015 2:30:00 PM	3/11/2015 10:12:00 AM	23.04	103.24	0.00	126.28	
3/22/2015 8:22:00 AM	FIRE-34414	FIREVEH-MFD163-L14	Headlights Driver side lowbeam headlight is out. D. Yoshida B watch.	3/23/15 - Handed off to T/A BC to take to Stn.14.	3/24/2015 8:12:00 AM	3/24/2015 8:12:00 AM	5.78	23.08	0.00	28.84	
3/24/2015 11:30:00 AM	FIRE-34621	FIREVEH-MFD163-L14	L-14 MFD 163 (FIREVEH-MFD163-L14) Aerial ladder cannot slow while at station.	3/24/15 (1230-1630) Trouble-call to Wailea Station to check aerial ladder malfunction; unable to stow/cradle. Made checks of outrigger set-up; found nothing wrong with set-up. Made checks of system "collision avoidance"; found nothing wrong with system. Final findings were that the truck chassis and aerial torque-tube had a slight twist because of the grade the truck was on. Worked with the Engineer to stow ladder; compensating for the misalignment caused by the grade. Launched ladder and attempted to restow again keeping in mind that the grade is causing "red pointers" read	3/24/2015 4:30:00 PM	4/10/2015 8:43:00 AM	92.16	0.00	0.00	92.16	

				wrong; experience no issues stowing ladder back into cradla.														
				STATS: 159.3 aerial hrs, 331.6 fire pump hrs.														
5/2/2015 11:10:00 PM	FIRE-35118	FIREVEH-MFD163-L14	Tires/Rims Rear tires have worn treads. Treads are very thin, especially on passenger side rear tires. D. Yoshida B watch.	5/4/15 -Picked up eight (8) new tires from warehouse and had Tire Vendor R&R all rear tires.	5/4/2015 7:52:00 AM	5/26/2015 8:43:00 AM	24.45	5,308.40	530.00	Dismount/Mount Install 31580R22.5	16289	Dismount/Mount Install	5,862.85					
5/2/2015 11:10:00 PM	FIRE-35118	FIREVEH-MFD163-L14	Tires/Rims Rear tires have worn treads. Treads are very thin, especially on passenger side rear tires. D. Yoshida B watch.	5/4/15 -Picked up eight (8) new tires from warehouse and had Tire Vendor R&R all rear tires.	5/4/2015 7:52:00 AM	5/26/2015 8:43:00 AM	24.45	5,308.40	530.00	Disposal 31580R22.5	16289	Disposai	5,862.85					
5/2/2015 11:10:00 PM	FIRE-35118	FIREVEH-MFD163-L14	Tires/Rims Rear tires have worn treads. Treads are very thin, especially on passenger side rear tires. D. Yoshida B watch.	5/4/15 -Picked up eight (8) new tires from warehouse and had Tire Vendor R&R all rear tires.	5/4/2015 7:52:00 AM	5/26/2015 8:43:00 AM	24.45	5,308.40	530.00	Service Call	16289	Service Call	5,862.85					
4/25/2015 12:34:00 PM	FIRE-35054	FIREVEH-MFD163-L14	(Lighting) Reverse light is not working. D. Yoshida B watch	5/4/15 - Verified righth side lamp not illuminating. Found #1156 bulb burnt out. Replaced both left and right reverse lamps, test OK.	5/4/2015 1:46:00 PM	5/4/2015 1:46:00 PM	12.23	0.00	0.00				12.23					
5/22/2015 6:07:00 PM	FIRE-35594	FIREVEH-MFD163-L14	Got replacement connector for the shoreline from R. Shimizu on Friday 5/22/15. R. Ohigashi	5/22/15 (900-1000) Handed-off electrical shoreline plug to FAO. PARTS: 20-AMP nema 5-20R #PS520CCLBCCV4 (home depot).	5/22/2015 10:00:00 AM	5/29/2015 4:32:00 PM	23.04	16.46	0.00				39.50					
5/24/2015	FIRE-35600	FIREVEH-MFD163-L14	L-14 MFD 163 - PUC check	6/26/15 - inspect and Renew PUC. Replace all Perimeter incandescent Lamps to LED and grommet. Old lamp lens were yellowing.	6/26/2015 11:00:00 AM	7/30/2015 9:07:00 AM	23.04	401.60	0.00				424.64					
4/25/2015 12:36:00 PM	FIRE-35055	FIREVEH-MFD163-L14	Cab/Mirrors) Driver side mirror sometimes falls out. D. Yoshida B Watch.	6/26/15 (1230-1330) Resecured mirror glass to mirror head (utilized RTV).	6/26/2015 1:30:00 PM	7/30/2015 9:02:00 AM	23.04	7.49	0.00				30.53					
				STATS: 43,178.3 miles, 4,215.0 enghrs, 170.4 aerial hrs, 337.4 fire pump hrs.														
8/9/2015 6:55:00 AM	FIRE-37238	FIREVEH-MFD163-L14	Rear Bumper Damage (Problem not listed) Damage to driver side rear bumper Ross Ohigashi	8/7/15 - Straightened out Left rear corner bumper skin. Replaced Left side Marker LED Amp Assembly and Hexagon Red Reflector on rear bumper.	8/7/2015 3:00:00 PM	9/9/2015 4:11:00 PM	48.90	20.91	0.00				69.81					
9/3/2015 12:03:00 PM	FIRE-37721	FIREVEH-MFD163-L14	Headlights Passenger side headlight is out	9/4/15 - had head lamps sent to station 14.	9/4/2015 8:08:00 AM	9/4/2015 8:08:00 AM	12.23	23.08	0.00				35.31					
10/11/2015 11:16:00 AM	FIRE-38405	FIREVEH-MFD163-L14	Aerial ladder pipe was squeaking loud. We rubbed ATF on the pipe but did not have grease in our grease gun for the fittings. This lessened the squeak but you can feel the pipe vibrate when it gets near the fully extended position. It feels like the last section of pipe closest to the bucket. Last waek when we were training and the ladder was almost fully extended the right side of the bucket was bumped into the training tower. Not sure if this has something to do with it. D. Yoshida, B watch	10/13/15 - While at Station 14 (Transported Relief L3 for AWS Familiarization) had "B" watch FAO deploy aerial to verify waterway concern. Found at near full extend waterway pipe would vibrate. Inspect waterway, found no signs of galling or damage. Notified FAO to lube waterway grease points 1-2 zerk's on each point and retract/extend. Do this at least three times to allow grease to distribute. 10/13/15 - Crew was able to lube fitting on Waterway and test. Found noise had gone away. All OK at this time. Mileage: 46,423 Engine Hrs: 4,215	10/13/2015 1:20:00 PM	3/14/2016 1:20:00 PM	12.23	15.11	0.00				27.34					
11/10/2015 1:11:00 PM	FIRE-38935	FIREVEH-MFD163-L14	Notice a groove starting on the driver side brake rotor. It is not deep but you can see a line and feel with your fingernail. Could not see what caused the groove Any questions call me at 359-15078 Mahalo FF 3 Kapono Stupplebean A Watch	11/11/15 - got to station to inspect, found nothing obvious, brake pad thickness within specification. Has no affect on brake performance. *Note: 11/19/15 - "A" watch FAO notified when swapping out L14 for Relief L3 for PM, groove is no longer there.	11/11/2015 8:47:00 AM	11/20/2015 8:47:00 AM	18.34	0.00	0.00				18.34					
11/25/2015 2:14:00 PM	FIRE-39242	FIREVEH-MFD163-L14	L-14 MFD 163 (FIREVEH-MFD163-L14)	Replaced starter for PM Mileage: 44,565 Engine	11/30/2015 7:24:00 AM	1/25/2016 3:44:00 PM	92.16	398.50	0.00				490.66					

Work Order Date	Work Order ID	Vehicle ID	Description	Work Order Date	Work Order Date	Work Order Date	Hours	Cost	Cost	Cost	Total Cost	Status		
9/9/2015 8:48:00 AM	FIRE-37825	FIREVEH-MFD163-L14	Starting System: Replace Original Starter for Preventive Measures. Fire Pump Throttle pressure does not occur at all when using tank to pump. Throttle works when connected to hydrant. D. Yoshida, B watch.	12/1/2015 8:46:00 AM			46.08	0.00	0.00		46.08	✓		
5/5/2015 3:32:00 PM	FIRE-35187	FIREVEH-MFD163-L14	Audible/Visual warning for "Steps Extended" not stowed. After visually and manually checking "Steps" all in order. Sensor seemed loose. Tightened nut on sensor. Warning still on dash monitor and audible and visual indicator light.	12/2/2015 8:11:00 AM	3/14/2016 10:13:00 AM		69.12	0.00	0.00		69.12	☐		
10/16/2015 3:56:00 PM	FIRE-38511	FIREVEH-MFD163-L14	Heard squeaking noise on driver side. Sound may be coming from tires/axle/brakes. Visual inspection did not find anything obvious. Sound increased and decreased in frequency with vehicle travel speed.	12/2/2015 8:34:00 AM			92.16	0.00	0.00		92.16	✓		
7/31/2015	FIRE-37131	FIREVEH-MFD163-L14	L-14 MFD 163 - B Service	12/2/2015 8:53:00 AM			737.28	279.44	0.00		1,016.72	✓		
12/18/2015 11:43:00 AM	FIRE-39641	FIREVEH-MFD163-L14	L14 Spare K12 Pull Cord Assembly needs replacement. L14 Floation Pump needs servicing. Fuel Line has Air Leak.	12/18/15 - Per email from Ry to Conrad (12/18/15) Ry asked Conrad to get Derrick Arruda 357-4293 to have this concern addressed.	12/28/2015 11:09:00 AM	12/28/2015 11:09:00 AM	0.00	0.00	0.00		0.00	☐		
11/25/2015 2:11:00 PM	FIRE-39240	FIREVEH-MFD163-L14	L-14 MFD 163 (FIREVEH-MFD163-L14) Steering System: Tie Rod Ends on LT / RT and Center Link assemblies (Socket Ends) Boots Torn.	11/24/2015 - Replaced center drag link and left tie rod with all new ball joints. Right tie rod was not replaced because the new one was wrong and needed to be reordered. 1/5/2016 - Replaced right tie rod end with the correct new one that was reordered on 11-24. 1/26/16 - Wheel alignment was done by Bruce. Mileage: 44,565 Engine Hrs: 4,343	1/5/2016 8:01:00 AM	3/14/2016 2:51:00 PM	92.16	624.78	260.41	Aloha Trk Rep-Front Axle & Wheel Alignment	WO39240	Aloha Trk Rep-Front Axle & Wheel Alignment	977.35	☐
11/5/2015 7:36:00 PM	FIRE-38880	FIREVEH-MFD163-L14	LIGHTING: (Sorry if duplicate, Didn't seem to submit first request) Blinker lens front drivers side broken. Plastic broke by all four screws. Plastic seems to be very brittle. Secured for now by duct tape. May want to change both front blinker lenses. Any questions call 359-1508 Mahalo FFIII Kapono Stupplebeen A Watch	Replaced both front turn signals. Mileage: 44,565 Engine Hrs: 4,343	1/5/2016 8:06:00 AM	3/14/2016 12:58:00 PM	23.04	165.24	0.00				188.28	☐
10/30/2014 9:41:00 AM	FIRE-32489	FIREVEH-MFD163-L14	Air Conditioning System AC condensation not draining so pan is leaking. We blew the drain line out. One side nipple to the T section of drain line where it attaches to the	6/26/15 (1330-1430) Checked operation of bilge pump (found not working). STATS: 43,178.3 miles, 4,215.0 enghrs, 170.4 aerial hrs, 337.4 fire pump hrs. 1/6/16 Repaired drain	1/6/2016 8:16:00 AM	3/14/2016 10:05:00 AM	69.12	0.00	0.00				69.12	☐

			drain pan broke off so we plugged the hole and one side of the T drain line. Water should be able to drain from the other side of the T. Air blew threw the line and no debris came out. Maybe the size of the drain line could be bigger and come straight off of the nipple on the drain pan to the underside of the truck. D. Yoshida B watch.	hose/ripple for A/C system. Mileage: 44,565 Engine Hrs: 4,343							
1/12/2016 5:31:00 PM	FIRE-39928	FIREVEH-MFD163-L14	L-14 MFD 163 (FIREVEH-MFD163-L14) Fire Pump. Discharge Gauges Leaking.	2-2-16 (800-1200) Replaced 4 discharge gauges with new:	2/2/2016	3/14/2016 12:45:00 PM	92.16	639.52	0.00	731.68	
2/19/2016 11:01:00 AM	FIRE-40334	FIREVEH-MFD163-L14	L-14 MFD 183 (FIREVEH-MFD163-L14) Wheel Hub: Hub Oil Leaking on Right Front.	2/19/16 - Found seal deteriorated. Replaced LT & RT Hub cap seals and window with new Stemco Kit.	2/19/2016 1:26:00 PM	3/14/2016 1:27:00 PM	11.52	18.00	0.00	29.52	
3/21/2016 11:00:00 AM	FIRE-40666	FIREVEH-MFD163-L14	L-14 MFD 163 (FIREVEH-MFD163-L14) FIRE PUMP: RETROFIT PRIMER VALVE FROM SINGLE PRIMER VALVE (HALE) TO DUAL WATEROUS VALVE. Note: Hala Primer Valve would stuck close, constantly removing Valve to disassemble to gain free movement.	Retrofit new waterous primer valves. Used two VAPs to operate as a dual valve primer. Note: I used one VAP conversion kit and one VAP valve only. The valve only part # is 9339-2. I did not replace the electric primer button and wiring due to the one in place was working properly and is compatible with the waterous VAP system.	3/23/2016 7:58:00 AM		253.44	648.88	0.00	1,102.32	
7/23/2014 5:53:00 AM	FIRE-31183	FIREVEH-MFD163-L14	Aerial ladder does not go into the negative angle position and is not able to go to the ground. It stops at 8% angle. D. Yoshida B watch.	3-24-16 Experienced aerial issue today at the shop similar to this WO. Ladder could not be stowed today. We were able to stow the ladder by unplugging the passengers side rotation proximity sensor. 4-5-16 (1230-1830) Trouble-shoot malfunction (found PS rotation switch not working ... amber LED stays lit-up while rotating). Replaced PS switch with new (adjusted and rechecked operation ... same results). Retested PS wiring (resistance to ground higher than expected ... approx 70.0k-ohms while truck is running). Replaced PS prox switch with new a second time (circuit working as it should now). 4-6-16 (1230-1730) Replaced DS prox switch with new for PM. Adjusted rotation prox sensors until ladder could be lowered below zero degrees on the DS of apparatus. Tested operation of ladder (working as it should now). Checked PS below zero angle (working as it should). 4-7-16 (700-1000) Checked operation of the ladder being able to lower below grade when rotating from one side of the apparatus to the other (collision avoidance would intervene when attempting to lower the ladder below zero-degrees on the DS when crossing over from the PS). Made adjustments of the PS proximity sensor. Rechecked operation of ladders ability to lower below below grade over the DS (performed as it should several times to negative 7-feet). PARTS: 2ea 18mm, NO, inductive prox switch #63-1880 (pie). ATTACHED: Pix of prox switch installation.	4/7/2018 10:00:00 AM		368.64	0.00	0.00	368.64	

Work Order Date	Work Order #	Vehicle #	Description	Start Date	End Date	Cost	Cost	Cost	Total Cost	
3/24/2016 8:05:00 AM	FIRE-40815	FIREVEH- MFD163- L14	L-14 MFD 163 (FIREVEH- MFD163-L14) AERIAL: LADDER CANNOT STOW AWAY.	3/24/16 - Troubleshoot Aerial Ladder cannot stow/bed. Found PS rotation proximity sensor not switching (discovered amber LED stays on while rotating). Kawehl replaced prox sensor with new and reattempted to stow ladder (no change in results). Ladder doesn't go below 9-degress ... displays Collision Avoidance on CZ screen. Stop job (end of the day).	4/7/2016 11:00:00 AM	4/7/2016 3:12:00 PM	633.60	546.99	0.00	1,180.59
				<p>NOTE: 1 new prox switch was defective.</p> <p>STATS: 3-24-16 44,599.9 miles, 4,361.5 enghrs, 203.2 aerial hrs, 347.9 pump hrs. 4-07-16 44,599.9 miles, 4,370.3 enghrs, 209.9 aerial hrs, 347.9 pump hrs.</p> <p>4-4-16 (600-1630) Continued trouble-shooting malfunctioning ladder stow situation. Referenced MUX wiring drawings. Called pierce aerial service tech (Brian Fitzgerald). Brian emailed GMCo Pierce's directions on how to adjust proximity sensors for the rotation pick-up.</p> <p>4-5-16 (600-1200) Traced all rotation proximity sensor circuits (found ground with more than the expected resistance while the truck is running (70.0k-ohms ... but operations wise, its performing okay). Tested both rotation proximity sensors (discovered new sensor installed 3-24-15 to be faulty ... shorted closed). Vic ordered sensors today (GMCo).</p> <p>4-6-16 (700-1200) Installed new PS prox sensor. Adjusted all 3 prox sensors per instructions and rechecked operation (ladder stows as it should now).</p> <p>4-7-16 (1000-1100) Resecured wiring & reinstalled gaurds at the tum-table.</p> <p>REMARKS: Sensors may need a final edjustment at Wailea Station.</p> <p>ATTACHED: Pix of prox. switch installation.</p> <p>NOTE: Sensor clearance - rotation = 9/64-in. center = 3/16-in.</p> <p>PIERCE: Ticket #998239 - ladder will not stow into cradla (job #13311).</p> <p>PARTS: 1ea 18mm. NO. inductive prox. switch #63-1880 (GMCo).</p> <p>STATS: 3-24-16 44,599.9miles, 4,361.5enghrs, 203.2 aerial hrs, 347.9 fire pump hrs 4-07-16 44,599.9miles, 4,370.3enghrs, 209.9 aerial hrs, 347.9 fire pump hrs</p>						
8/17/2014 9:45:00 AM	FIRE-31537	FIREVEH- MFD163- L14	OTHER (Problem not listed) Both front and rear outriggers on the left (driver) side do not extend out or retract using the control box. They must be moved using the manual control on the side of the truck. D.	8-25-2014 (800-1100)	4/7/2016 12:00:00 PM	218.88	215.00	0.00	433.88	
				<p>Checked operation of aerial outriggers; all working as they should.</p> <p>3-24-16 Experienced this issue on both DS outriggers (Shawn Kawehl, Vic & me). Needed to stow both drivers side outriggers</p>						

			Yoshida B watch.	manually. The indicator lights on the control box showed outriggers fully out & down after legs where stowed (I did not check the LED lights on the prox sensors ... guessing they were lit-up).						
				4-6-t6 (1230-1730) Checked operation of DS outriggers (found working as they should). Referenced MUX wiring information (outriggers will not extend or retract if the system receives a signal that the outrigger jacks are						
				firmly planted on the ground). Replaced DS rear outriggers fully-planted proximity sensor with new for good measure. Took some time to organized wiring in this area (very messy installation).						
				4-7-16 (1100-1200) Replaced DS front outrigger fully-planted proximity sensor with new for good measure. Checked operation of outriggers (both outriggers worked as it should after several attempts).						
				PARTS: 2ea 18mm, NO, inductive prox switch #63-1880 (GMCo).						
				STATS: 4-7-16 44,589.8 miles, 4,370.3 enghrs, 209.8 aerial hrs, 347.9 fire pump hrs						
2/26/2016 4:37:00 PM	FIRE-40400	FIREVEH- MFD163- L14	L-14 MFD 163 (FIREVEH- MFD163-L14) WHEELS: Lug Nut Caps Tarnished	Replaced lug nut covers with new (chrome peeling). PARTS: 6-sets 10276SP (maui auto)	4/7/2016 12:30:00 PM	0.00	0.00	0.00	0.00	
10/24/2015 7:38:00 AM	FIRE-38615	FIREVEH- MFD163- L14	The outlet cover (Generator Supply) near the pump panel on the drivers side of L-14 has come off. The "bolt" looks to be missing one side on the hinge cover. Mahaio FF III Kapono Stuppbean A Watch	1-12-16 (800-1200) Installed temporary receptacle and cover (original cover assembly ordered). NOTE: Will install replacement cover later. PARTS: 1-12-16 AC outlet parts ordered with wesco (Leslie). Meter 1 Rdg: 44567. Meter 2 Rdg: 4346.	4/7/2016 3:30:00 PM	92.16	109.83	0.00	201.99	
L-14 MFD 163 - 154 Total:							\$11,227.52	\$42,440.90	\$3,099.58	\$56,768.00
L-14 Pump										
10/16/2015 6:45:55 AM	FIRE-38489	PUMP- L14	Fire Pump The tank to pump valve is intermittent. Sometimes the lights flash from red to green quickly and the valve does not open and let water to the pump. D. Yoshida B watch			0.00	0.00	0.00	0.00	
3/17/2012 6:25:00 AM	FIRE-16652	PUMP- L14	Aloha Victor you already heva this service request and are aware of this. The other day when I tested the L-14 pump I had the most difficult time getting a prime with the pump so that I could throttle up. We usually have to prime it once or twice but this time it took up to 5 minutes to get it to work including taking it out of pump, shutting down and starting back up etc. Then the next day it worked fine. My biggest fear is that we're at a fire and we cant get it to work. Again I know you are aware but	Had RS head to station to verify intermittent inop pump throttle. Sea WO# FIRE-16995 for completed work.	8/15/2012 12:35:00 PM	8/15/2012 12:35:00 PM	0.00	0.00	0.00	

				it seems its getting worse Thanks Victor for all your work Bram L-14/C							
3/17/2013 8:08:00 AM	FIRE-23247	PUMP-L14	Fire Pump, Tank-to-Pump Valve broke. Stuck in open position with LED display showing "open/close" too fast. Kanoa K. Haake L-14-A	5/1/13 - Found water in Valve Gear Box and siezing operation. Possibly due to valve gear box clocked in the lower 45 degree position. Removed tank to pump assembly and rebuilt box with new worm gear, sector gear and bearings. Resealed Tank to Pump Ball Valve and Re-circ Ball Valve. Installed Tank to Pump valve assembly positioning gear box up, test, ok.	5/3/2013 11:04:00 AM	6/3/2013 11:04:00 AM	368.64	642.67	0.00	1,011.31	☐
5/1/2013 8:05:00 AM	FIRE-24013	PUMP-L14	L-14 Pump (PUMP-L14) Air Leaking into Pump Trans while in pump gear.	5/16/13 - Removed prop shaft and pump trans input flange to gain access to actuator and reseal. reassemble, test, ok.	5/16/2013 3:30:00 PM	6/3/2013 11:20:00 AM	184.32	31.50	0.00	215.82	☐
L-14 Pump - 4 Total:							\$552.96	\$674.17	\$0.00	\$1,227.13	
Grand Total (158 Records):							\$11,780.48	\$43,115.07	\$3,099.58	\$57,995.13	





WAILEA


M.F.D.
MALIBU COUNTY


T-14


PILANI


















▲ DANGER

TOWER
14

Pierce

HAWAII
MFD 163
ALOHA STATE

ELECTROCUTION HAZARD
KEEP CLEAR

▲ DANGER

MA
FIRE DEP

Robert Shimada - E10 MFD 177 Fire Vehicle Work Orders with All Cost Report

From: Victor Fontanilla
To: Shimada, Robert
Date: 4/8/2016 4:28 PM
Subject: E10 MFD 177 Fire Vehicle Work Orders with All Cost Report
CC: Blaine Loque, KanHai, Shawn; Shimizu, Ray



Fire Vehicle Work Orders with All Cost
 Sent: 4/8/2016 4:25 PM

Total Cost by Vehicle



Report Criteria

Location / Asset is E-10 MFD 177

Requested	Work Order #	Asset ID	Reason	Labor Report	Complete	Closed	Cost Labor Actual	Cost Part Actual	Cost Misc Actual	Misc Cost Name	Invoice #	Description	Cost Total Actual	Open?
E-10 MFD 177														
11/11/2015 7:59:00 PM	FIRE-38940	FIREVEH-MFD177-E10	Rear compartment drawer(snubbers bag box) roller isn't locking when in stowed position. Tualemoso E10/B	11/17/15 (1530-1630) Checked operation of rear slid-out tray (confirmed latch not locking). Visually inspected for anything unusual (appears pivot is binding). Oiling does not remedy problem Will work on later (Ray).			23.04	0.00	0.00				23.04	<input checked="" type="checkbox"/>
11/14/2015 9:17:00 AM	FIRE-38980	FIREVEH-MFD177-E10	During first start up in the mornings air pressure is below 60 psi, low front air alarm is sounding and parking brake will not disengage. Tim Herrick	11/16/15 (1530-1630) Checked air pressure reading (both gauges reading around 90-psi). Checked parking brake knob and usual connections under truck for leaks with soapy water (nothing noticed). Will check for leaks again later (Ray).			23.04	0.00	0.00				23.04	<input checked="" type="checkbox"/>
12/11/2015 2:47:00 PM	FIRE-39540	FIREVEH-MFD177-E10	Air Conditioning System AC system is not getting cold, its blowing hot air Reported by FAO H. Patao				0.00	0.00	0.00				0.00	<input checked="" type="checkbox"/>
1/27/2016 8:45:52 AM	FIRE-40124	FIREVEH-MFD177-E10	CAB -A small panel on the roof of the cab on the rear captain's side has detached leaving an open vent to the outside. -S. Warther				0.00	0.00	0.00				0.00	<input checked="" type="checkbox"/>

2/2/2016 1:19:14 PM	FIRE-40192	FIREVEH- MFD177- E10	Electrical system. On board charging system shows a draw on amps when plugged into shoreline power. Spoke with R. Shimizu. Advised to make a maintenance connection request.		0.00	0.00	0.00		0.00	<input checked="" type="checkbox"/>	
10/21/2010 8:25:00 AM	FIRE-8116	FIREVEH- MFD177- E10	Pressure relief valve not working. Set at 40 psi (stuck).	Operator found operation was wrong end found a valve not fully closed. System ok.	10/21/2010 11:00:00 AM	5/18/2011 12:31:00 PM	0.00	0.00	0.00		<input type="checkbox"/>
12/13/2010 12:13:00 PM	FIRE-8888	FIREVEH- MFD177- E10	Engine 10 (FIREVEH-E10) MFD 177 Rotate rear dual tires.	Found wear on outer duels wearing faster than inners. Inspect for cause of unusual wear conditions.No obvious found.Had Quality Tires rotate rear dual tires. Dismount and mount inners to the outters.	12/13/2010	4/13/2011 11:06:00 AM	0.00	0.00	0.00		<input type="checkbox"/>
10/15/2010 4:41:00 PM	FIRE-8032	FIREVEH- MFD177- E10	E-10 MFD 177. Check pump pinner, difficult to operate and pump vacuum not holding too good.	Had SK check while on service. Found large diameter leaking. Rebuilt large diameter valve. test, ok.	1/11/2011 3:00:00 PM	4/8/2016 2:56:00 PM	92.16	39.00	0.00		<input type="checkbox"/>
12/3/2010 8:47:00 AM	FIRE-8700	FIREVEH- MFD177- E10	Pressure indicator light on the transfer valve is not working.	Tested and found to be working normelly. Checked for loose connections or wires. Helped with "B" service. Replaced front brake rotors and pads.	1/20/2011 7:30:00 AM	4/8/2016 4:21:00 PM	23.04	0.00	0.00		<input type="checkbox"/>
1/21/2011 8:09:00 AM	FIRE-9375	FIREVEH- MFD177- E10	Engine 10 (FIREVEH-E10) "B" service and repairs.	Helped Victor with "B" service. See Work Order # FIRE-9375. Replaced front brake rotors end pads.	1/24/2011 7:13:00 AM	4/8/2016 4:19:00 PM	692.12	0.00	0.00		<input type="checkbox"/>
4/27/2011 4:44:00 PM	FIRE-10927	FIREVEH- MFD177- E10	Engine 10 (FIREVEH-E10) - Annual PUC. - Large Dia. Hand wheel on pump panel unreadable. - Water leak from fire pump section. - Check tire pressure's low.	Renew PUC and polish unreadable Sight glass on Large Dia hand wheel.	4/27/2011 3:00:00 PM	4/8/2016 4:12:00 PM	73.35	0.00	0.00		<input type="checkbox"/>
5/9/2011 11:48:00 AM	FIRE-11133	FIREVEH- MFD177- E10	Check engine warning light is on.	Duplicated work order. See WOC# 11122.	5/9/2011 1:00:00 PM		0.00	0.00	0.00		<input type="checkbox"/>
5/22/2011 8:18:00 PM	FIRE-11315	FIREVEH- MFD177- E10	We have been experiencing intermittent problems with E-10. The "Check-Engine" light has been coming on and the alarm has been beeping. This is accompanied by a "misfire-like" condition. This condition has been occurring more frequently.	Changed #8 injector, adjusted valves and injector, check engine light cleared.	5/28/2011 2:30:00 AM	4/8/2018 4:11:00 PM	195.60	508.76	0.00		<input type="checkbox"/>
7/20/2011 7:59:00 AM	FIRE-12341	FIREVEH- MFD177- E10	The weather strip on the driver's door is damaged..	Found drivers door weather strip coming off due to steady contact. Prepped surface and applied two way tape.	7/21/2011 8:58:00 AM	7/21/2011 8:58:00 AM	0.00	0.00	0.00		<input type="checkbox"/>
7/26/2011 11:10:00 AM	FIRE-12479	FIREVEH- MFD177- E10	Engine 10 (FIREVEH-E10) - replace four (4) rear tires due to normal wear and chunking.	Had Quality Tire replace all four (4) rear tires due to wear and chunking.	7/25/2011 1:25:00 PM	4/8/2016 2:19:00 PM	24.45	1,952.60	310.41	D/Mount/Mount	<input type="checkbox"/>
8/11/2011 2:45:00 PM	FIRE-12877	FIREVEH- MFD177- E10	Telescoping light on pump panel knob unable to tighten. Cannot secure light when raised or from swivelling when lowered.	Found locking knob on right side light assy siezed in mounting. Was able to free up lock, clean up treads, apply Loctite to loose knob to bolt and applied anti-sieze on locking tread side, test, ok. Applied anti-sieze to locking mechanism to	8/29/2011 3:30:00 PM	4/8/2016 2:21:00 PM	24.45	0.00	0.00		<input type="checkbox"/>

Work Order Date	Work Order #	Vehicle #	Description	Start Date	End Date	Estimate #	Actual Cost	Approved Cost	Balance
9/8/2011 12:15:00 PM	FIRE-13285	FIREVEH-MFD177-E10	<p>left side also to prevent possible siezing.</p> <p>Mileage: 49,131 Engine Hrs: 3,578</p> <p>Engine 10 (FIREVEH-E10) - "A" service. - 9/5/11 - reported Hi Voltage Main alarmed for about 2 min. out of station. - 9/7/11 - reported Lo votalge alarmed for most of duration of call around 1500hrs. Found votalge @12.1 on CZIC.</p> <p>Replaced engine oil and engine oil filter. Replaced fuel filters. Lubed chassis. Checked fluid levels. Replaced engine air filter. Rebuilt primer valve. Rebuilt drivers side booster reel valve. Rebuilt recirc valve. Replaced drivers rear discharge drain valve handle with stopper. (plecard needs to be ordered-brown) Rebuilt master pump drain valve. Adjusted pump packing. Cleared pressure relief pilot valve and operated the pump to excercise the pressure relief valve. Replaced the switch for the passenger side night fighter lights. Placard for the deluge drain valve (pink) needs to be ordered. 9/17/11 VF - Replaced Left & Right low rear brake shoes, drums, and hardware. 9/17/11 VF - Replaced right side Elkhart Intake valve assembly due to leak at open/close control shaft with a re-built one from shop.</p> <p>See Misc. Attachments tab for parts info.</p> <p>Current Mileage: 49,461 Current Engine Hrs: 3,604</p> <p>Last Service: 1/10/11 Mileage:44972 Eng. Hrs:3282.9 (B)</p>	9/19/2011 9:03:00 AM	4/8/2016 4:10:00 PM	737.28	894.11	0.00	1,631.39
6/30/2011 8:57:00 AM	FIRE-12033	FIREVEH-MFD177-E10	<p>On 2/26/2011 E10 ran rough and the check engine indicator light came on. Symptoms were the same as experienced when the #6 injector went bad.</p> <p>removed old injector wiring harness, installed new injector wiring harness and cleared codes ,check engine light, lestrun truck, ok.</p> <p>Mileage: 49,461 Engine Hrs: 3,604</p>	9/19/2011 12:34:00 PM	4/8/2016 2:27:00 PM	146.70	182.46	0.00	329.16
7/26/2011 7:02:00 AM	FIRE-12461	FIREVEH-MFD177-E10	<p>Needing replacement of front driver side turn signal due to damage.</p> <p>Ordered three (3) bezels and light assemblies from Burtons. Found different styles upstairs. 9/16/11 RG - Mounted new bezel and light assembly using 5/16" bolts. Had to re-drill and tap bezel to mount new light assy. Parts were ordred by Job #. Test operation, ok.</p> <p>Mileage: 49,461 Engnie Hrs: 3,604</p>	9/19/2011 3:09:00 PM	4/8/2016 2:24:00 PM	24.45	0.00	0.00	24.45
9/28/2011 8:36:00 AM	FIRE-13643	FIREVEH-MFD177-E10	<p>Electrical/Starting System: High voltage alarm came on, 16V was shown on status screen.</p> <p>Replaced both Leece Neville alternators with updated ones that does not require primary and follower regulators, test, ok.</p> <p>Mileage: 49618 Engine Hrs: 3618.3 Pump Hrs: 590.1</p>	9/26/2011 10:30:00 AM	4/8/2016 2:39:00 PM	146.70	1,997.00	0.00	2,143.70
9/28/2011 8:34:00 AM	FIRE-13642	FIREVEH-MFD177-E10	<p>Hydraulics System: Driver side large diameter intake is leaking through the gate valve.</p> <p>Had "C" watch crew swap out with rebuilt one from shop. Will rebuild Elkhart intake when tinme permits.</p>	10/13/2011 11:39:00 AM	10/13/2011 11:39:00 AM	0.00	0.00	0.00	0.00
10/10/2010 7:47:00 PM	FIRE-7943	FIREVEH-MFD177-E10	<p>E10 is running rough and check engine indicator comes on. Symptoms are the same as a faulty injector.</p> <p>Changed #5 injector and adjusted valves and injector. Replaced #2 through # 6 injectors with reman injectors.</p> <p>Mileage: 44,972 Engine Hrs: 3,283</p>	10/15/2011 3:30:00 AM	4/8/2016 2:18:00 PM	195.60	2,543.80	0.00	2,739.40
6/21/2011	FIRE-11885	FIREVEH-	<p>There have been</p> <p>During the service in</p>	10/31/2011	11/3/2011	0.00	0.00	0.00	0.00

3:27:00 PM	MFD177-E10	several accounts of E10 losing prime. Most of the time after a pumping operation is shut down and restarted, is when the problem has been seen.	September the pump packing was adjusted and the leaking intake valves were replaced which may correct the problem of the pump to lose its prime.	8:51:00 AM	7:11:00 AM						
9/30/2011 9:35:00 AM	FIRE-13689	FIREVEH-MFD177-E10	Engine 10 (FIREVEH-E10) - Right side rear door cannot open from outside.	Removed broken right rear pax exterior door handle, extracted broken bolts from latch mechanism. Installed new exterior handle and new bolts for latch, test, ok. Mil: 49,618 Eng. Hrs: 3,618	1/3/2012 1:00:00 PM	4/8/2016 3:46:00 PM	146.70	80.81	0.00	227.51	
1/13/2012 6:50:00 AM	FIRE-15379	FIREVEH-MFD177-E10	(I/O MOD6 COMM LOSS) warning is indicated on the screen. Also E10 will not High Idle.	Verified I/O Mod 6 Comm Loss. Found Module 8 at fault. Emailed Paula I. @ Guy Miyashiro Co. 1/18/12 to order and ship 2nd day air. 1/19/12 - Received I/O module, Replaced faulty module, test, ok. Mileage: 51,881 Engine Hrs: 3,792 Pump Hrs: 615.6	1/19/2012 11:37:00 AM	4/8/2016 2:08:00 PM	122.25	540.00	0.00	662.25	
1/7/2012 6:04:00 PM	FIRE-15257	FIREVEH-MFD177-E10	Charger for hand light in the rear of the cab (Passenger side) lower unit is unable to charge the light. Seems to be the plug.	Verified with "C" watch T/A FAO with another flashlight, charger base ok.	1/20/2012 8:20:00 AM	1/20/2012 8:20:00 AM	0.00	0.00	0.00	0.00	
1/20/2012 11:52:00 AM	FIRE-15512	FIREVEH-MFD177-E10	CAB - windows, seats, instruments, compt. POWER WINDOW NOT OPERATING PROPERLY TA F.F.3 GREG SHINYAMA E10/C	Repaired wires for the drivers side power windows.	1/24/2012 6:49:00 AM	10/2/2013 3:25:00 PM	138.24	0.00	0.00	138.24	
2/6/2012 7:18:00 AM	FIRE-15819	FIREVEH-MFD177-E10	OTHER (Problem not listed) Drivers door window works intermittantly. Yesterday the window would not go up unless the door was fully opened. This problem has been addressed before but is occurring again. Alma Aiwohi/3rd watch	Removed, repaired, and reinstalled the broken wire for the power window on the drivers door. Mil: 52,365 Eng Hrs: 3,823	2/8/2012 8:25:00 AM	4/8/2016 3:44:00 PM	92.16	0.00	0.00	92.16	
3/8/2012 11:16:00 AM	FIRE-16449	FIREVEH-MFD177-E10	Engine 10 (FIREVEH-E10) Right rear inside dual tire leaks down to 80 psi within a month.	Quality Performance Tire to repair slow air leak at valve stem. Mileage: 53162 Engine Hrs:3882.7 Pump Hrs: 623.0	3/23/2012 10:16:00 AM	3/23/2012 10:16:00 AM	0.00	0.00	0.00	0.00	
3/12/2012 4:34:00 PM	FIRE-16526	FIREVEH-MFD177-E10	Engine 10 deck gun wireless antennae is not secured correctly and is dangling loose, also wireless controller is not transmitting.	3/14/12 The wireless controller problem was remedied and it works properly. The antenna on the deck gun needs to be ordered and replaced. 3/20/12 - Replacement parts has been ordered through Guy Miyashiro & Co. 4/20/12 - Replaced the broken antenna on the deck gun. *See Misc Attach for parts.	4/25/2012 10:14:00 AM	10/2/2013 3:29:00 PM	92.16	0.00	0.00	92.16	
3/31/2012	FIRE-16892	FIREVEH-MFD177-E10	E-10 MFD 177 - PUC check	Renew PUC. Mil: 54,019 Eng Hrs: 3,883	5/2/2012 9:51:00 AM	4/8/2016 3:39:00 PM	24.45	0.00	0.00	24.45	
2/10/2012 4:31:00 PM	FIRE-15931	FIREVEH-MFD177-E10	Engine 10 (FIREVEH-E10) oil leaking from left side cab lift cylinder.	See same request from crew Work Order #FIRE 15931.	6/14/2012 10:02:00 AM	6/14/2012 10:02:00 AM	0.00	0.00	0.00	0.00	
9/28/2011 8:32:00 AM	FIRE-13641	FIREVEH-MFD177-E10	CAB - windows, seats, instruments, compt. Hot air is getting into the cab through a hole from the engine compartment to the cab.	6/14/12 - Used expansion foam to seal the hole under the captains seat. Mil: 54,768 Eng Hrs: 3,999	6/27/2012 7:07:00 AM	4/8/2016 3:38:00 PM	11.52	0.00	0.00	11.52	
5/17/2012 12:14:00 PM	FIRE-17716	FIREVEH-MFD177-E10	The up/down controls for the Deluge gun does not work.	6/14/12 - Repaired loosa wiring at the deluge gun.	6/27/2012 7:12:00 AM	4/8/2016 3:37:00 PM	23.04	0.00	0.00	23.04	

		Mileage: 54,766 Engine Hrs: 3,999									
5/18/2012 8:44:00 AM	FIRE-17663	FIREVEH- MFD177- E10	The motorized deck gun on E-10 does not adjust for up-down motion. The rotation and nozzle pattern adjustment works fine. Because there is no manual adjustment, this would need to be repaired ASAP. Reported by Guy Danley C-watch.	See work order # FIRE-17716. Repair was completed on 6/14/12.	6/27/2012 7:24:00 AM	6/28/2012 7:50:00 AM	0.00	0.00	0.00	0.00	
8/15/2012	FIRE-19463	FIREVEH- MFD177- E10	E-10 MFD 177 - B Service	7/9/12 - See WO #FIRE17739 for completed work.	7/13/2012 3:00:00 PM	7/13/2012 3:30:00 PM	0.00	0.00	0.00	0.00	
5/17/2012 12:12:00 PM	FIRE-17715	FIREVEH- MFD177- E10	The emergency master pannel. Front warning/LWR rear warning light indicators don't work.	6/14/12 - Had spare Warning Light Switch Pad repaired by replacing faulty LED'S. 7/13/12 - Installed repaired switch pad.	7/16/2012 7:32:00 AM	9/20/2012 9:53:00 AM	0.00	456.78	0.00	456.78	
5/17/2012 12:15:00 PM	FIRE-17717	FIREVEH- MFD177- E10	The hydraulic cab lift cylinder is leaking. See same write up on Work Order #FIRE -15931	Replaced right side cab lift cylinder. Mileage: 55,424 Engine Hrs: 4,042	7/16/2012 7:35:00 AM	4/8/2016 3:34:00 PM	184.32	656.03	0.00	840.35	
5/19/2012 8:38:00 AM	FIRE-17739	FIREVEH- MFD177- E10	E-10 MFD 177 (FIREVEH- MFD177-E10) "B" Service and repairs. Replace Captain seat belt assembly due to damage.	7/9/12 VF - replaced engine oil and filters. road trans internal filters. Pump trans oil, differential oil. Lubed and inspect steering, brake, suspension components. Inspect Wheels/Tires for condition, wear, and inflation. Adjust air pressures as needed. Replaced damaged Capt seat belt assembly. RG - Straightened out bent skd plate which was against bottom radiator tank. Removed Engine ECM harness connectors to inspect for corrosion and cleaned out. Realigned kinked fuel supply line going into primary filter. SK - replaced power steering fluid and filter, fuel filters, coolant filter, and engine air filter. Checked fluid levels. Replaced radiator cap. Replaced leaking air park brake switch. Replaced left and right outter FF Jump seat Folding Spring Replaced right side cab lift cylinder. Inspected brakes. Resealed both red line reel valves. Inspected and cleaned batteries. Adjusted front pump packing. Replaced inop pressure light for transfer valve. Lubed primer cable. Cleaned pilot valve screen. Degreased and pressure washed engine and chassis. Mileage: 55,424 Engine Hrs: 4,042	7/16/2012 7:41:00 AM	4/8/2016 3:24:00 PM	932.88	927.94	0.00	1,860.82	
7/31/2012 8:26:00 AM	FIRE-19233	FIREVEH- MFD177- E10	Leak at the driver side reel swivel	7/31/12 - Replaced leaking Left side Redline Swivel. Mileage: 55781 Engine Hrs: 4070.8 Pump Hrs:849.5	7/31/2012 2:30:00 PM	4/8/2016 3:19:00 PM	48.90	82.00	0.00	130.90	
9/7/2012 3:13:00 PM	FIRE-19861	FIREVEH- MFD177- E10	E-10 MFD 177 (FIREVEH- MFD177-E10) Pierce recall for Accelerator Pedal Arm Bending. See notice under Attach tab/Misc attach.	8/22/12 - Warranty repair completed by Pierce Mfg. Installed new fabricated accelerator arm.	8/22/2012 2:15:00 PM	9/7/2012 3:15:00 PM	0.00	0.00	0.00	0.00	
9/7/2012 11:10:00 AM	FIRE-19848	FIREVEH- MFD177- E10	E-10 MFD 177 (FIREVEH- MFD177-E10) Pierce Recall for Steering Gear Mounting Bracket. See attached notice under Attach	8/22/12 - Warranty repairs completed by Pierce Mfg. Replaced Steering Gear Mounting Gear Bracket and hardware.	8/22/2012 4:00:00 PM	9/7/2012 11:38:00 AM	0.00	0.00	0.00	0.00	

Work Order Date	Work Order ID	Vehicle ID	Description	Work Order Date	Work Order Date	Cost	Cost	Cost	Total Cost	
8/15/2012 8:17:00 AM	FIRE-19467	FIREVEH-MFD177-E10	The pump primer is not working.	8/20/12 - Ordered new complete Primer Valve Assy. Will install when arrives.	8/24/2012 11:27:00 AM	4/8/2016 3:18:00 PM	48.90	610.65	0.00	659.55
				8/24/12 - R&R difficulty operating Primer Valve and faulty Primer Motor Solenoid, Test, ok. Mileage: 56200 Engine Hrs: 41012 Pump Hrs: 652.8						
8/28/2012 11:34:00 AM	FIRE-19658	FIREVEH-MFD177-E10	Leaking radiator hose needs replacement.	8/28/12 - Trouble call, coolant leak from top radiator hose at tank side. Made temporary repair to drive back to shop and replaced top radiator hoses straight and 90 degree. Replaced broken coolant drain valve on bottom tank of radiator, and washed out dirt and debris out of radiator exterior. Refilled coolant and test for leak, ok. Test drove, ok. Mileage: 56,261 Engine Hrs: 4,105 Pump Hrs: 654.2	8/28/2012 4:00:00 PM	4/8/2016 3:15:00 PM	146.70	128.68	0.00	273.38
9/8/2012 12:45:00 PM	FIRE-19870	FIREVEH-MFD177-E10	COMMAND ZONE ALARM- command zone not communicating with input/output module #5, high throttle and pump throttle not engaging.	9/8/12 - Verify cannot throttle up while in pump mode. Found I/O Module 5 at fault. Had one I/O module flown in from HNL and installed, test, ok. Mileage: 56504 Engine Hrs: 4121.6 Pump Hrs: 855.1	9/8/2012 3:00:00 PM	4/8/2016 3:12:00 PM	183.35	594.40	0.00	777.75
11/19/2012 10:11:00 PM	FIRE-21200	FIREVEH-MFD177-E10	The driver door, inside handle is inoperable. The linkage within appears to be broken. The outer handle opens the door but is very difficult to open. Needs to be checked out to allow the driver quicker egress in an emergency. Reported by Alma Aiwohi (3rd watch)	11/20/12 - Verify driver door does not open from inside, found nylon clip broke. Gain access to clip, and replace. Check on doors difficult to open, found all visual components in good condition. Advised FAO to keep door latch lubed with thin lubricant when difficult to open starts to occur. Applied thin lube, test, ok. Mileage: 57,939 Engine Hrs: 4,223	11/20/2012 3:00:00 PM	4/8/2016 3:08:00 PM	73.35	0.00	0.00	73.35
11/20/2012 3:56:00 PM	FIRE-21224	FIREVEH-MFD177-E10	E-10 MFD 177 (FIREVEH-MFD177-E10) Right/Rear window has difficulty closing.	11/20/12 - Found right side glass mounting bolt not secured. Resecured using Blue Thread locker, lubed window felt/guide with silicone spray, test, ok. Reinstall interior door paneling. Mileage: 57,939 Engine Hrs: 4,223 Pump Hrs: 661.2	11/20/2012 3:57:00 PM	4/8/2016 3:07:00 PM	24.45	0.00	0.00	24.45
11/28/2012 1:23:00 PM	FIRE-21301	FIREVEH-MFD177-E10	Electrical/Starting System Drivers Side Reel (Redline) doesn't wind back up. When you press the button to wind automatically it goes but than stops. It is able to be wound manually.	11/28/12 - Verified rewind motor at fault. Removed faulty motor, swapped over parts to new motor and install new motor, test,ok. Mil: 58126 Eng. Hrs: 4236	11/28/2012 4:00:00 PM	4/8/2016 3:06:00 PM	48.90	240.00	0.00	288.90
12/15/2012 8:46:00 PM	FIRE-21559	FIREVEH-MFD177-E10	E-10 was lagging when it was started.	12/15/12 - Perform hydrometer test. Found left side battery with one lower left side cell low reading and load test failed. Replaced both left and right batteries, test, ok. Mileage: 58,529 Engine Hrs: 4,266 PumpHrs: 664.4	12/15/2012 10:00:00 AM	4/8/2016 3:04:00 PM	73.34	642.96	0.00	716.30
12/21/2012 7:49:00	FIRE-21651	FIREVEH-MFD177-	The passenger side headlight is out.	12-24/12 - Verify headlight out, R&R right	12/24/2012 3:00:00	12/26/2012 7:42:00	0.00	9.62	0.00	9.62

AM	E10		side low beam bulb, test, ok.	PM	AM							
3/7/2013 7:57:00 AM	FIRE-23008	FIREVEH-MFD177-E10	E-10 MFD 177 (FIREVEH-MFD177-E10) Water leaking near fire pump.	3/6/13 - Made adjustment to pump packing to proper drip rate. Also took up slack in Tank to Pump bell crank linkage area. Tank to pump had a bit too much play. Pump Hrs: 675.5	3/7/2013 11:00:00 AM	3/7/2013 8:18:00 AM	48.90	0.00	0.00			48.90
3/7/2013 8:24:00 AM	FIRE-23009	FIREVEH-MFD177-E10	E-10 MFD 177 (FIREVEH-MFD177-E10) Shoreline cover does not stay close after shoreline removed.	3/6/13 - Replace Kusmaul Shoreline cover.	3/7/2013 12:30:00 PM	3/7/2013 8:38:00 AM	12.23	23.77	0.00			38.00
3/14/2013 1:20:00 PM	FIRE-23202	FIREVEH-MFD177-E10	Oil Leak near left front area of engine compartment.	3/14/13 - Verify power steering hose leaking near pump end crimp. Replace hose, refill fluid and bled system. Degrease front end of chassis, test drove, ok. *See Misc Attachment under Attach Tab.	3/14/2013 3:30:00 AM	3/28/2013 12:37:00 PM	73.35	0.00	38.87	Power Steering Hose	P/S Hose from D&M Hydraulic	112.22
4/8/2013 7:37:00 AM	FIRE-23558	FIREVEH-MFD177-E10	E-10 MFD 177 (FIREVEH-MFD177-E10) Front Pump Packing leaking excessively. No adjustment left.	4/6/13 - Replaced front packing. Replaced one front packing gland stud. Replaced both front packing gland nuts and washers. Adjusted front and rear packing.	4/8/2013 7:44:00 AM	4/8/2013 4:03:00 PM	311.04	76.62	0.00			387.66
6/5/2013 9:04:00 AM	FIRE-24571	FIREVEH-MFD177-E10	E-10 MFD 177 (FIREVEH-MFD177-E10) Check excessive water leak when in pump gear.	6/5/13 - Repaired cracked/leaking copper tube that goes from the relief valve to the master pump drain. Adjusted the rear pump packing.	6/5/2013 3:00:00 PM	6/5/2013 12:04:00 PM	46.08	0.00	0.00			46.08
3/31/2013 4:23:00 PM	FIRE-23449	FIREVEH-MFD177-E10	Water is leaking from deluge gun and underneath the truck while in pump mode. Please contact E-10A Capt. Otani	6/6/13 - Found seal damaged from foreign debris. Resealed deluge gun valve and replaced the metal ball, Test, OK.	6/6/2013 7:08:00 AM	7/2/2013 11:03:00 AM	92.16	0.00	0.00			92.16
4/5/2013	FIRE-23522	FIREVEH-MFD177-E10	E-10 MFD 177 - PUC check	6/7/13 - Inspect and renew PUC.	6/7/2013 8:16:00 AM	6/7/2013 8:16:00 AM	24.45	0.00	0.00			24.45
5/27/2013 12:05:00 PM	FIRE-24404	FIREVEH-MFD177-E10	Air Conditioning System. Front cab A/C stopped working while returning back to quarters from a call. Blows warm air.	6/10/13 - Replaced leaking o-ring on the high side of the compressor. Replaced low pressure switch, Replaced EVAP filter. Found condenser fans not working. Checked wiring and it was all good, so I tapped on the motors and they started working. They need to be ordered and changed at a later date. Charged system and got A/C to work properly.	6/10/2013 3:00:00 PM	6/12/2013 12:02:00 PM	161.28	104.40	0.00			265.68
5/4/2013 12:37:00 PM	FIRE-24062	FIREVEH-MFD177-E10	Safety Equipment - Streamlight flashlight brackets/chargers have broken charging pins on both chargers mounted on engine cover in the back seat. Both brackets need to be replaced. FF3 Vanderpoel	6/10/13 - Replaced both broken stream light bases with new ones from Ry.	6/10/2013 4:00:00 PM	6/10/2013 5:12:00 PM	12.23	0.00	0.00			12.23
6/5/2013 9:06:00 AM	FIRE-24572	FIREVEH-MFD177-E10	E-10 MFD 177 (FIREVEH-MFD177-E10) B Service	See tasks for service info.	6/12/2013 8:18:00 AM	7/2/2013 11:00:00 AM	483.84	806.61	0.00			1,292.45
6/18/2013	FIRE-24737	FIREVEH-MFD177-E10	E-10 MFD 177 - A Service	See wo# 24572 for "B" service completed.	6/17/2013 2:00:00 PM	6/17/2013 2:00:00 PM	0.00	0.00	0.00			0.00
7/4/2013 6:13:00 AM	FIRE-24997	FIREVEH-MFD177-E10	OTHER (Problem not listed) - Officers side headlight(high light) is out. FF3 Peter Vanderpoel	7/5/13 - Verified right side Hi Beam lamp out. Replaced lamp, test, ok.	7/5/2013 3:30:00 PM	7/10/2013 10:20:00 AM	6.11	5.99	0.00			12.10
7/15/2013 7:00:00 AM	FIRE-25442	FIREVEH-MFD177-E10	E-10 MFD 177 (FIREVEH-MFD177-E10) Right rear inner dual flat while at Kaupo Brush Fire.	7/15/13 - while at Kaupo brush fire, object got lodged between right rear dual tires end puncturing inner dual on side wall. While all tires where at 6/32" tread depth, replaced both front and all rear tires.	7/15/2013 12:00:00 PM	7/15/2013 5:33:00 PM	0.00	2,938.48	489.58	Dismount/Mount		3,428.06

6/13/2013 1:52:00 PM	FIRE-24712	FIREVEH- MFD177- E10	Air Conditioning System unit on top of cab started emitting pressurized steam and a/c lost it's cold.	7/1/13 - Replace faulty condensor motors. Found High pressure hose out of compressor failed also. Removed bad section of hose and re-cripped with new fitting. 7/15/13 - Removed a/c compressor to replace oil, and reinstall, replaced lo side service port splice due to corrosion, replaced filter drier, pulled vacuum for an hour, leak test, ok, and recharge system, test, ok.	7/15/2013 3:00:00 PM	7/15/2013 6:32:00 PM	192.78	452.10	385.51	Freight	1,030.39	
7/13/2013 8:13:00 AM	FIRE-25148	FIREVEH- MFD177- E10	Spot light on pump panel passenger side middle bulb is out. FFIII Peter Vanderpoel	7/24/13 - Handed off replacement lamp to "C" watch FAO to replace.	7/24/2013 4:05:00 PM	7/25/2013 4:05:00 PM	6.11	22.31	0.00		28.42	
8/20/2013 5:36:00 PM	FIRE-25863	FIREVEH- MFD177- E10	truck does not shift normally and does not reach rated speed, problem seems more prominent until truck transmission "warms up". T.A. FF3 G. SHINYAMA C WATCH 8/20/2013	See similar write up on WO#25807	8/21/2013 8:19:00 AM	8/21/2013 8:19:00 AM	0.00	0.00	0.00		0.00	
8/22/2013 10:32:00 AM	FIRE-25910	FIREVEH- MFD177- E10	E-10 MFD 177 (FIREVEH- MFD177-E10) Front Facing Left and Right Turn Lamps retaining water and Upper Left rear corner warning light not working.	8/22/13 - R&R both OEM plastic lamp assemblies and installed Glass type assemblies, test ok. Verify upper left rear corner warning lamp inop due to burnt out bulb, R&R, test, ok. P/N Whelen H50SN12.	8/22/2013 4:00:00 PM	8/23/2013 10:41:00 AM	11.52	86.24	0.00		97.76	
8/17/2013 8:52:00 PM	FIRE-25807	FIREVEH- MFD177- E10	Transmission System Engine seems to be lagging during acceleration and check engine light came on several times. This happened twice while returning from calls, E-10 ran fine going to the calls and lagged while returning to station. Reported by C. Pacheco	8/19/13 - was not able to duplicate problem at the time. Verified no stored or active codes. Took a snap shot of trans ECU and sent to Matt's Trans (Hawaii Allison Dealer). 8/20/13 - Asked crew to swap out with Relief E7. 8/21/13 - Transmission ECM, found no fault. Scan Engine, found SPN 641 with 13 counts. Suspected and troubleshoot VPOD. Found air actuator not working properly. Had part ordered. 8/22/13 - R&R VPOD, Test drove on same route where concern happened, found engine ran OK.	8/23/2013 8:08:00 AM	8/23/2013 8:23:00 AM	253.44	472.88	53.31	HAL Express Freight	779.61	
10/11/2013 7:00:00 AM	FIRE-26902	FIREVEH- MFD177- E10	E-10 MFD 177 (FIREVEH- MFD177-E10) 8" Intake screens PM replacement.	10/11/13 - "C" Watch crew replaced both Left and Right 8" intake Anode Screens which shop supplied.	10/11/2013 9:02:00 AM	10/14/2013 9:02:00 AM	6.11	35.14	0.00		41.25	
11/2/2013 11:16:00 PM	FIRE-27228	FIREVEH- MFD177- E10	Brake System ABS Light is on. Reported by C. Pacheco	11/4/13 - Per reporting FAO C. Pacheco, noticed light was not on during morning checks. Will monitor.	11/4/2013 12:50:00 PM	11/4/2013 12:50:00 PM	6.11	0.00	0.00		6.11	
11/12/2013 7:00:00 AM	FIRE-27357	FIREVEH- MFD177- E10	E-10 MFD 177 (FIREVEH- MFD177-E10) Left Head Light Hi Beam out.	11/9/13 - Handed off Hi Beam replacement lamp to "C" watch FAO who was able to replace.	11/9/2013 9:30:00 AM	11/15/2013 1:21:00 PM	9.17	5.99	0.00		15.16	
10/28/2013 10:52:00 AM	FIRE-27141	FIREVEH- MFD177- E10	OTHER (Problem not listed) 1 bulb on Captain side scene light burned out on flood setting. Reported by C. Pacheco	11/9/13 - Handed off replacement lamp to "C" watch FAO who replaced.	11/12/2013 12:47:00 PM	11/12/2013 12:47:00 PM	6.11	22.31	0.00		28.42	
10/9/2013 4:38:00 PM	FIRE-26843	FIREVEH- MFD177- E10	OTHER (Problem not listed) Rear hose-bed (yellow) cover's seam has tom. Weighted chain is exposed and hanging. FFIII Peter Vanderpoel Engine 10 - C	12/3/13 - Rear Hose Bed Cover has been remade and installed by crew.	12/3/2013 7:58:00 AM	12/3/2013 7:58:00 AM	0.00	0.00	0.00		0.00	
12/20/2013	FIRE-28044	FIREVEH-	midship radio	12/24/13 - Perry from	12/24/2013	12/24/2013	0.00	0.00	0.00		0.00	

1:29:00 PM		MFD177-E10	base/microphone not transmitting	Harmer changed out Mic's, test, OK.	11:57:00 AM	12:00:00 PM													
1/29/2014 2:00:00 PM	FIRE-28572	FIREVEH-MFD177-E10	E-10 MFD 177 (FIREVEH-MFD177-E10) Windshield Wipers need replacement.	1/29/14 - Replace both wiper blades, LT&RT nozzles. P/Hrs: 724.3	1/29/2014 4:57:00 PM	1/29/2014 4:57:00 PM	11.52	55.54	0.00										67.06
2/19/2014 12:17:00 PM	FIRE-28854	FIREVEH-MFD177-E10	Headlights	2/19/14 - Replaced Left and Right Lo and hHi Beam Lamps. Test, Ok. P.Hrs: 726.3	2/19/2014 12:00:00 PM	3/10/2014 8:15:00 AM	11.52	29.96	0.00										41.48
3/19/2014 8:00:00 AM	FIRE-29313	FIREVEH-MFD177-E10	E-10 MFD 177 (FIREVEH-MFD177-E10) Water Leak when Fire Pump is running.	3/19/14 - Found flange for Re-circ line on pump side corroded. Made temporary repair til new part arrives. Found license plate light inop. Replaced lamp assembly, test, OK. Mileage: 67,224 E/Hrs: 4,934.1 P/Hrs: 729.0	3/19/2014 1:00:00 PM	3/19/2014 5:52:00 PM	92.16	26.97	0.00										119.13
3/22/2014 8:52:00 AM	FIRE-29357	FIREVEH-MFD177-E10	Fire Pump : tried to operate the pump primer a few times and primer inoperable, noticed the pump panel lights dim everytime i tried to engage the primer	3/25/14 - Trouble shoot primer inop. Found one (1) primer pump vane broken. Replaced all pump vanes and re-assembled with new motor for preventive maintenance. Test, Found primer not working properly due binding of pump rotor. Trouble shoot, found new motor drive not re-cessed to correct height. Took old primer motor to get rebuilt. 3/29/14 - Installed rebuilt primer motor, test,Ok. Mileage: 67,793 E/Hrs:3,283.0 P/Hrs: 729.5	3/29/2014 11:00:00 AM	4/2/2014 2:23:00 PM	126.72	114.25	248.50	Rebuild Primer Motor									489.47
4/7/2014 8:17:00 AM	FIRE-29751	FIREVEH-MFD177-E10	E-10 MFD 177 (FIREVEH-MFD177-E10) Air Leak from RT Rear Air Brake Chamber,	4/7/14 - Pick up new brake 30/30 Brake Chamber. Replaced faulty one, test, OK.	4/7/2014 8:29:00 AM	4/24/2014 8:29:00 AM	126.72	76.22	0.00										202.94
4/3/2014 2:57:00 PM	FIRE-29513	FIREVEH-MFD177-E10	Left turn signal light out.	4/16/14 - Trouble shoot left front turn signal lamp inop. Found faulty connection at lamp harness connector. Re-connect, R&R lamp, test, ok. Mileage: 67,706 E/Hrs: 4,972 P/Hrs: 730.7	4/16/2014 8:00:00 AM	4/23/2014 1:57:00 PM	23.04	43.12	0.00										66.16
2/16/2014 9:34:00 AM	FIRE-28797	FIREVEH-MFD177-E10	Safety Equipment - Back seat, captains side, seat belt shoulder height adjuster doesn't stay up. Adjuster slides down behind the seat and prevents proper capture of the shoulder. FFIII Vanderpoel	3/13/14 - Verified Shoulder adjustment cannot lock. Seat belts on hand are for Driver and Capt. Rear seat belts are on order. 4/22/14 - Replaced faulty seat belt assembly. - Also replaced broken return spring on Inner Left FF Jump Seat. Mileage: 67,886 E/Hrs: 4,982.5 P/Hrs: 734.6	4/22/2014 4:54:00 PM	4/25/2014 4:54:00 PM	70.53	18.06	0.00										86.59
4/30/2014 5:30:00 PM	FIRE-29878	FIREVEH-MFD177-E10	E-10 MFD 177 (FIREVEH-MFD177-E10) Right rear tire flat from side wall damage.	4/30/14 - Trouble call right rear outer drive tire flat from side wall damage. Had tire vendor R&R with spare. Note: Spare tire has different tread pattern. 5/29/14 - dismantled damaged tire, and mounted with good used tire with similar tread pattern. 6/6/14 - Removed spare wheel and installed original wheel.	8/6/2014 2:29:00 PM	8/18/2014 2:29:00 PM	53.60	0.00	0.00										53.60
7/10/2014 1:06:00 PM	FIRE-30992	FIREVEH-MFD177-E10	Air Conditioning System, 1 fan (seen from outside on roof) is not spinning.	7/10/14 - Verified Left side Condensor Motor inop due to faulty motor. Voltage reading ok. Replaced faulty motor, transferred electrical connector, test, found rear evaporator blowing weak. Found evap filter clogged. Replaced filter, test,OK.	7/10/2014 2:25:00 PM	7/10/2014 3:30:00 PM	24.45	208.32	0.00										230.77

7/10/2014 4:41:00 PM	FIRE-30998	FIREVEH- MFD177- E10	OTHER (Problem not listed) Missing bolts on gravel pan and skid plate. Broken flashlight dock. All issues repaired today 7/10/14 by Mech 1. reported by TA Driver Jenime Storey 21808.E10C	7/10/14 - Replace missing Bolts/Hardware on Gravel Pan and Skid plate. Verify othar bolts/hardware tight and OK. 7/10/14 - Verify left side rear flashlights on doghouse and rear wall cannot be secured on charging docks due to broken locking tabs. Replaced two (2) faulty docks with new ones supplied by (Ry) Supply/Warehouse.	7/10/2014 3:30:00 PM	7/10/2014 3:30:00 PM	24.45	0.00	0.00		24.45		
7/16/2014 8:04:00 AM	FIRE-31061	FIREVEH- MFD177- E10	E-10 MFD 177 (FIREVEH- MFD177-E10) Right Rear Inner Dual Tira has slow air Leak	7/16/14 - Had Tire Vendor check and repair slow air leak. Found valve stem at fault.	7/16/2014 10:00:00 AM	7/16/2014 4:08:00 PM	0.00	0.00	90.62	Quality Performance	Quality Performance	90.62	
7/14/2014 12:13:00 PM	FIRE-31035	FIREVEH- MFD177- E10	E-10 MFD 177 (FIREVEH- MFD177-E10) Fire Pump Packing adjustment low. Check Transfer valve sticky Passenger side Raar 2.5 Disch gauge not reading.	7-14-14 (800-900) Operated pump to validate concerns; Verified all issues. 7-14-14 (1130-1730) Installed new packing to front of fire pump; 1-backing & 3-graphite (new studs & nuts for good measure). 7-15-14 (800-1530) installed new packing to rear of fire pump; 1-backing & 3-graphite (couldn't get studs to unscrew; left well enough alone). 7-15-14 (1530-1630) Tested rear discharge psi gauge with shop air; still inoperable. (stop-job; end of work day). 7-16-14 (1430-1530) Replaced gauga with known good one; need to order new replacement (stockroom didn't have this size). 7-17-2014 (800-1330) Overhauled transfer-valve (pressure/volume) with parts from overhaul kit. Chacked change-over operation; working as it should now. 7-16-2014 Verified transfer-valve is working properly; operated during pump service test. Also rear discharge gauge now reading. 7-16-2014 749.8 pump hours.	7/17/2014 1:30:00 PM	7/23/2014 5:47:00 PM	495.36	266.82	0.00		761.98		
7/15/2014 12:44:00 PM	FIRE-31051	FIREVEH- MFD177- E10	E-10 MFD 177 (FIREVEH- MFD177-E10) Engine Cooling Fan. Rebuild Horton Clutch Fan due to premature bearing failura Per Horton.	7-16-14 (800-900) Removed clutch-fan assembly from engine (ray). 7/16/14 VF - Tear down Horton Clutch Assembly, clean, inspect parts, found bearings with wear. Re-assemble using Horton Super Kit. Found air chamber cap retainer could not fit. Will need to tear down assembly. 7/17/14 VF - Tear down assembly, measure bearings and air chamber cap. Superceded single bearing style will not work unless using superceded air chamber cap. Found .039" difference on single type bearing. Pierce sent Horton Super Kit #995530 but needed Horton Super	7/17/2014 3:30:00 PM	7/23/2014 5:41:00 PM	289.17	1,007.70	0.00		1,296.87		

				Kit # 995588 to complete superceed rebuild. Called Pierce Dealer to get Superceed Air chamber cap. Would not have air chamber cap on hand in time. Proceed to get apparatus back online, pick up new bearing double bearings (original style) and re-assemble.										
				7-17-2014 (1330-1530) Reinstalled overhauled clutch-fan assembly onto engine (ray). Replaced all belts (fan, alternator & air-conditioning) for good measure (ray). Raplaced leaking 90 degree quick disconnect air fitting with compression type air fittings .										
7/14/2014 12:11:00 PM	FIRE-31034	FIREVEH-MFD177-E10	E-10 MFD 177 (FIREVEH-MFD177-E10) Rear fold down seats cushions tom and worn out.	7/14/14- Removed rear seat cushions to send out for repair 7/18/14- Installed rear seat cushions	7/18/2014 7:03:00 AM	7/23/2014 5:48:00 PM	34.56	0.00	437.50	Upholestry Service	Re-pad/Material	472.08		
5/23/2014	FIRE-30233	FIREVEH-MFD177-E10	E-10 MFD 177 - B Service	7/14/14- Performed B service. Removed and replaced filters and fluids as needed. Inspect operation of warning lights and operation of vehicle. 7/16/14- Drained coolant to rove and replace 2 heater shut off valves. Removed 2 shut off valves at coolant filter. Need to match valves for replacement 7/16/14- Removed and replaced ignition switch PN 64-1705-0015 7/17/14- Removed and reconditioned coolant filter shut off valves, back flushed radiator, and refilled radiator, replaced radiator cap. Parst not on inventory- PTO swival fitting PN 1-2045-8 Gates valve 1423 (used 2) 7-18-2014 (1530-1730) Performed annual fire pump service test at pump pit. Apparatus passad testing (damian & ray). 7-18-2014 (1730-1930) Replaced both batteries with new; re:PM. Replaced all battery terminal pigtails with new; re:PM. Replaced battery hold-down with new; for good measure. Made checks of alternator output; both put-out 160amps @ idle speed & 220amps @ high-idle (damian & ray). Mileage: 69601 E/Hrs:5106 60-0048 pierce hold-down; battery, angle. 60-0118 pierce hold-down rod; battery, 60-0076 pierce vyna-grip matting, 225amp battery.	7/18/2014 7:29:00 AM	10/2/2014 9:38:00 AM	829.44	1,148.48	230.50	Brass Adapters	Brass Adapters	2,208.40		
7/14/2014 12:09:00 PM	FIRE-31033	FIREVEH-MFD177-E10	E-10 MFD 177 (FIREVEH-MFD177-E10) Front Brake pads Low.	7/15/14- Began to do front brake job. Removed calipers, pads rotors and hub assembly. Inspect wheel bearings, ok. Removed and replaced hub seals, gaskets,pads. rotors and rotor	7/18/2014 3:30:00 PM	7/28/2014 3:04:00 PM	506.88	1,576.89	0.00			2,083.57		

				locknuts. Lubed calipers, and reinstalled rotors. Torqued rotor to hub to 120 ft. lbs.									
				Parts not on inventory. 6 hole gasket PN 401528 (used 2) Meritor Fitting PN 1898 Q 771 (used 2)									
				7-18-2014 (0800-1530) Visual checks made of rear brakes; found passenger rear air brake chamber push rod out too far. Removed air chamber from truck to make adjustments to push rod, set push rod length to 1 3/8-inch. Reinstalled air chamber back into truck. Replaced drivers rear air brake chamber with new for good measure. Adjusted rear brake-shoe lining clearance, air compressor cutout pressure (130psi) and road tested; brakes operating as they should (damian & ray).									
2/25/2014 7:25:00 PM	FIRE-28948	FIREVEH- MFD177- E10	Air Conditioning System. Captains side vents do not blow air as it should. I opened the vents to see if there was an obstruction. No noticeable obstruction and air seems to blow past the vent within the ducting. appears that its missing a deflector within the vent or ducting. Thank You for your consideration in this matter. FF3 Peter Vanderpoel E10-C	See wo # 29048 also. 7/19/14- Hook up ac machine to recover and record refrigerant removed. Tested operation, noted low air flow at captains vent. Accessed and washed out front evaporator. Inspect blower and door operation. Left side blower is inop. inspect fuses and circuit breakers, noted missing circuit for cab blower. Installed new circuit breaker and retest, ac doors slow to respond to switch command, removed and replaced ac control (Red Dot P/N: RD-3-8347.2), and retested. System is ok at this time . Recharged ac. Replaced Relay #8 for good measures.	7/19/2014 8:14:00 AM	7/22/2014 3:58:00 PM	144.00	40.27	0.00		184.27		
7/21/2014 8:00:00 AM	FIRE-31161	FIREVEH- MFD177- E10	E-10 MFD 177 (FIREVEH-MFD177-E10) Cab Doors. Driver Door cannot close.	7/21/14 - Verify door inop. Removed interior door panel. Found dried grease hanging up outside paddle mechanism. Clean out dried grease and re-lubed with graphite. Test, OK. Re- install panel. Did this to all four doors. Also replaced one (1) Nylon Door Linkage Clip (Interior paddle linkage to latch) for preventive measures.	7/21/2014 10:30:00 AM	7/21/2014 4:30:00 PM	48.90	0.73	0.00		49.63		
5/23/2014	FIRE-30228	FIREVEH- MFD177- E10	E-10 MFD 177 - PUC check	Performed PUC inspection.	7/28/2014 8:43:00 AM	7/28/2014 12:25:00 PM	23.04	0.00	0.00		23.04		
6/11/2014 8:24:00 AM	FIRE-30515	FIREVEH- MFD177- E10	During routine start-up in the morning, the truck seems to have a rough/loud idle for about 4-5 seconds till the whine of the turbo starts. Then the sound seems to lessen. There doesn't seem to be any performance issues with the vehicle. Just that it sounds funny.	7/14/14 - First start of morning after crew dropped to shop, no unusual noise noticed. Will continue to monitor. 7-29-2014 (600-900) Found turbocharger V-pod's air supply connection leaking, resulting in the loss of the engine's boost pressure during initial start-up. Resecuring the hose connection (loose fitting) remedied the rough/loud idle (turbo-bark). Associated issue - MC-30516.	7/29/2014 9:00:00 AM	11/12/2014 10:20:00 AM	81.35	0.00	0.00		81.35		
3/4/2014 9:34:00 AM	FIRE-28048	FIREVEH- MFD177- E10	Air Conditioning System. While responding to a call this morning, We smelled burning	3/4/14 - Found Front blower motor bearings worn out and blower wheel rubbing on housing.	7/29/2014 11:00:00 AM	7/30/2014 5:52:00 PM	80.84	2.00	0.00		82.84		

			plastic from the AC vents. We opened the windows to see if it was coming from outside. It was not. We turned to AC off and the smell stopped. After the call and while returning to station, we tested the AC again and the smell returned. Thank You for your consideration.	Parts on order from Pierce. Mileage: 68974 E/Hrs: 4911.8 P/Hrs: 727.1 4/1/14 - New motor arrived. Pierce P/N: 59-0880. Replaced left side blower motor. Mileage: 67,413 E/Hrs: 4,951.5 P/Hrs: 730.0 7-29-2014 (900-1100) Replaced right-side blower assembly and fan speed resistor. Checked operation; blower working as it should. RESISTOR: speed control Red-Dot # RD-5-3647-OP / part # 71R1450.								
8/4/2014 4:43:00 PM	FIRE-31393	FIREVEH-MFD177-E10	E-10 MFD 177 (FIREVEH-MFD177-E10) Front Clearance ID light out.	Replaced bulb (#168) with new; right most id/clearance lamp.	8/4/2014 9:00:00 AM	8/5/2014 10:57:00 AM	11.52	1.25	0.00		12.77	☐
8/29/2014 8:00:00 AM	FIRE-31706	FIREVEH-MFD177-E10	E-10 MFD 177 (FIREVEH-MFD177-E10) CAB: Driver Door has difficulty staying shut.	8/29/14 - Verify driver door latch assembly sticky/ not allowing latch to return. Replace door handle/paddle assembly (Pierce P/N 1277737) with new, test, ok. Also replaced one door linkage rod nylon clip.	8/29/2014 9:39:00 AM	8/29/2014 10:16:00 AM	24.45	51.85	0.00		78.30	☐
9/9/2014 7:00:00 AM	FIRE-31930	FIREVEH-MFD177-E10	E-10 MFD 177 (FIREVEH-MFD177-E10) Engine no crank over.	9-10-2014 Worked with Shawn to trouble-shoot no crank situation. Command Zone displaying communication failure (INPUT MODULE 1). Swapped with input module 4 (at rear of chassis) to isolate malfunction; using test module remedied issue. 9-15-2014 Installed new input module; starter working as it should. STATS: 70,528miles, 5,183enghrs, 754.7pumphrs.	9/15/2014 3:30:00 PM	11/13/2014 12:30:00 PM	184.32	518.80	0.00		703.12	☐
9/29/2014 8:21:00 AM	FIRE-32099	FIREVEH-MFD177-E10	Air Conditioning System Fan working but no cold air blowing. E10 C Jon Duncan	10/1/14 - Verified a/c warm. Recover refrigerant, replace schrader valve on hi and lo ports, and replaced hi port fitting (corroded), pressure test system @ 300psi with nrtorgen for 10 min and verify with test fluid, no positive leak found. Pull vacumm and check for leak, no negative pressure leak found. Re-charge system, check operating pressures, and cab temp. OK. Will monitor for leaks. P/Hrs: 758.2	10/1/2014 1:00:00 PM	10/22/2014 10:55:00 AM	97.80	40.18	0.00		137.98	☐
10/28/2014 2:07:00 PM	FIRE-32430	FIREVEH-MFD177-E10	Rear, passenger tire, nail or screw found, not sure on the depth, but it was left in place. Jonathen Duncan (TA)	Removed screw from tire thread area. The screw was about 1/4" deep and did not puncture the tire. The tire is safe to continue being in service.	10/27/2014 7:12:00 AM	11/12/2014 10:09:00 AM	2.30	0.00	0.00		2.30	☐
12/18/2014 11:49:00 AM	FIRE-33038	FIREVEH-MFD177-E10	No. 1 & 2 speedlay has water leaking into the hose while gate is in the closed position. T. Herrick	12/30/14 - Ray and I resealed both speedlay valves and replaced the balls with metal ones.	12/29/2014 7:34:00 AM	1/16/2015 8:49:00 AM	138.24	194.40	0.00		332.64	☐
12/26/2014 4:32:00 PM	FIRE-33125	FIREVEH-MFD177-E10	Laak - Driver side cab lilt lock leaking when line is pressurized. Damian checked it. Requiras repair. \	Resaaled cab tilt/lock with a new o-ring from the o-ring kit.	12/29/2014 7:41:00 AM	1/16/2015 8:14:00 AM	23.04	0.00	0.00		23.04	☐
1/31/2015 12:52:00	FIRE-33630	FIREVEH-MFD177-	Rear passenger side yellow	2/2/15 - "C" watch replaced burnt out	2/2/2015 3:59:00	2/2/2015 3:59:00	6.11	0.00	0.00		6.11	☐

PM	E10	emergency light bulb burned out. No replacement bulb in the station cache. Item #H35SN12 0511	bulb.	PM	PM						
		FFIII Peter Vanderpoel									
2/14/2015 1:30:00 PM	FIRE-34616	FIREVEH-MFD177-E10	E-10 MFD 177 (FIREVEH-MFD177-E10) Tire: Right Rear Tire flat.	2/14/15 - Verified tire repairable from puncture. Vendor to make repairs to flat tire.	2/14/2015 3:00:00 PM	3/31/2015 11:49:00 AM	8.11	0.00	168.75	Flat Tire Repair	174.86
2/25/2015 8:09:00 AM	FIRE-33994	FIREVEH-MFD177-E10	OTHER (Problem not listed) Driver's side center perimeter light is out - Steven Warther	3/9/15 (1230-1330) Checked operation of cab step/under-body lights: confirmed DS crew cab door lamp inop. Checked lamp; found connection corroded. Cleaned terminals on wire connector and installed new LED lamp; for safety sake (alittle brighter). rechecked operation of light; working as it should now. STATS: 779.5 fire pump hours.	3/9/2015 1:30:00 PM	3/9/2015 2:53:00 PM	23.04	50.20	0.00		73.24
4/5/2015 7:52:00 AM	FIRE-34680	FIREVEH-MFD177-E10	Red flashing light at the driver's side rear is not working	4/7/14 - removed cover to access lamp. Found lamp in OK condition. Checked lamp socket, OK. Re-installed lamp, test lamp operation, OK. Mileage: 74,732 Engle Hrs: 5497.3 Pump Hrs: 781.9	4/7/2015 2:24:00 PM	4/7/2015 2:24:00 PM	12.23	0.00	0.00		12.23
4/7/2015 12:00:00 PM	FIRE-34721	FIREVEH-MFD177-E10	E-10 MFD 177 (FIREVEH-MFD177-E10) Horn: Electric Horn on steering wheel not working.	4/7/14 - Verify steering horn inop. Found Hi & Lo horns at fault. Replaced both horns, test operation, OK. Mileage: 74,732 Engine Hrs: 5,497 Pump Hrs: 781.9	4/7/2015 2:31:00 PM	4/7/2015 2:48:00 PM	24.45	33.96	0.00		58.41
5/1/2015 3:00:00 PM	FIRE-35225	FIREVEH-MFD177-E10	E-10 MFD 177 (FIREVEH-MFD177-E10) Fuel Cap Cracked.	5/1/15 - Replaced cracked fuel cap	5/1/2015 4:19:00 PM	5/1/2015 4:19:00 PM	6.11	56.73	0.00		62.84
3/24/2015 11:15:00 AM	FIRE-34485	FIREVEH-MFD177-E10	Air Conditioning System. Front AC is blowing warm air. FFIII Peter Vanderpoel	5/6/15 (800-1430) Checked operation of a/c (confirmed not cooling as it should). Reclaimed 134a (8-oz recovered). Usad a/c machine to check for leaks (passed test). Recharged system with 134a (7lbs 8oz). High-side pressure higher than expected (200+). Checked operation of condenser fans (found inop). Made voltage/ground checks at both fan circuits (voltage & ground available). Ohm'd out motors (both out of spec). Replaced both fans with new. Rechecked operation of a/c cooling (working as it should now). PARTS: 2x Spal #30100400 12vdc puller fan (kts). STATS: 75,898 miles, 5,581.5 enghrs, 492.5 fire pump hrs.	6/6/2015 2:30:00 PM	7/6/2015 4:45:00 PM	207.36	410.08	0.00		617.44
6/2/2015 7:30:00 AM	FIRE-35729	FIREVEH-MFD177-E10	Blue hose on driver's side of engine keeps coming off. Part of the compressor system. I think noise gets louder when compressor kicks in. Spoke to Shawn in the mechanic shop. T. Herrick E10/A	6/8/15 (1430-1530) Checked operation of air brake compressor (confirmed write-up) Reinstalled disconnected compressor inlet hose and rechecked operation of air brake compressor (found loose D2 governor transition mounting causing air to leak out of unloader sense circuit). Loose	6/6/2015 3:30:00 PM	7/29/2015 3:56:00 PM	34.56	0.00	0.00		34.56

				mounting caused loader valve to continually cycle (may some how caused pressure to back-feed against the inline check valve to push-off inlet hose). Rechecked operation of air compressor (working as it should now). Adjusted governor unload pressure to 130#. Also noticed air leak coming from left frame rail (inner side). Fan clutch electric air solenoid have leaks at swivel fittings (replaced fittings with new). Rechecked for air leaks (no leaks noticed).								
				STATS: 75,898 miles, 5,581.5 miles, 792.5 fire pump hrs.								
6/11/2014 8:29:00 AM	FIRE-30516	FIREVEH- MFD177- E10	Brake System - After not being started for a while, the air brake pressure drops below 70 psi on both front and rear. This has delayed response on occasion. FF3 Vanderpoei	Checked air pressure reading prior to any work being performed; both gauges reading 70psi. Built pressure up to 90psi; located an leak at turbocharger V-pod air supply connection (DOT fitting). Replaced fitting with new (DOT 3/8 tube x 3/8 npt). Rechecked for air leak; none noticed. This air leak would cause a slight delay in the engine receiving boost; V-pod air supply valve needs to be repressurized for the turbocharger to function properly. Replaced air compressor governor (D2) for good measure. STATS: 72,663 miles, 5,352 enghrs. 6/6/15 (1530-1630) Came upon air leak while performing PUC DOT safety inspection. Leaking engine fan clutch air solenoid (from both swivel type fittings). Replaced both fittings with new (inlet - 2 M npt x -4 DOT 90-degree and outlet -4 M x -4 DOT 90-degree). Rechecked for leaks at the fittings (no leaks noticed). STATS: 75,898 miles, 5,581.5 enghrs, 792.5 fire pump hrs.	6/6/2015 4:30:00 PM	6/16/2015 10:01:00 AM	103.68	24.24	0.00		127.92	☐
5/21/2015 8:20:00 AM	FIRE-35527	FIREVEH- MFD177- E10	Lower rear warning lights not working. All other rear lights working normally. FFIII Vanderpoei	6/6/15 (1630-1730) Checked the operation of all light switches (confirmed write-up). Replaced emergency master membrane switch assembly with new (all lights including pilots working as they should). Replaced both horn/siren change-over switches (found pilot lights inop). Replaced ignition switch with new (found pilot light inop). Installed LED perimeter lamps for sake of safety (found lens yellowed). PARTS: membrane label #60-9935-0001 (PIE), 8-membrane switch #64-0044 (PIE) This replacement switch was a repaired switch due to LED	6/6/2015 5:30:00 PM	7/6/2015 4:55:00 PM	57.80	451.89	0.00		509.49	☐

Work Order Date	Work Order #	Vehicle	Description	Start Date	End Date	Hours	Material	Other	Notes	Cost			
			indicators lamp out.										
			STATS: 75,896 miles, 5,581.5 enghrs, 492.5 fire pump hours.										
6/5/2015 10:25:00 AM	FIRE-35831	FIREVEH-MFD177-E10	E-10 MFD 177 (FIREVEH-MFD177-E10) Front tires have odd wear. R&R Front Tiras with new.	6/8/15 - Tire Vendor to replace front Left and Right tire with new.	6/8/2015 10:25:00 AM	7/8/2015 7:43:00 AM	12.23	1,746.60	239.56	D/Mount/Mount 385/65R & Balance Inv#16531	16531	1,996.41	
			Mileage: 75,896 Eng Hrs: 5,581										
7/1/2015 12:11:00 AM	FIRE-38800	FIREVEH-MFD177-E10	E-10 MFD 177 - PUC check	See completed WO #35832	6/8/2015 11:56:00 AM	7/24/2015 11:56:00 AM	0.00	0.00	0.00			0.00	
5/5/2015 6:27:00 AM	FIRE-35172	FIREVEH-MFD177-E10	During the structure fire 5/4/15 while pumping and engine RPM was high I could not completely shut down the deck gun. When RPM was dropped I was able to close the deck gun completely off. Also the Tank to Pump valve does not seem to be closing all the way. Craeting a constant leak. It not a problem but just wanted to mention it since you might be in the pump area for the deck gun work. Any questions 214-3241 T. Herrck	6/8/15 (800-1200) Removed ball valve from pump to visually inspect (found seal damaged). Replaced seals (lip got pinched). Replaced stainless ball (scored). Reinstalled ball valve and checked operation (valve holding water under pressure as it should). STATS: 75,895 miles, 5,581.5 enghrs, 792.5 fire pump hours.	6/8/2015 12:00:00 PM	7/6/2015 4:53:00 PM	92.16	0.00	0.00			92.16	
6/8/2015 11:15:00 AM	FIRE-35832	FIREVEH-MFD177-E10	E-10 MFD 177 (FIREVEH-MFD177-E10) PUC Inspection.	6/8/15 (1230-1530) PUC DOT vehicle safety inspection performed. Adjusted air brake compressor cut-out pressure to 130#. Adjusted brakes to less than 1-1/4 strokes. Tightened screws for cab door hinges (door to body). Washed-off debris from batteries. Road tested. CERTIFICATE #00229: safety #14242 (june), year #00887 (2016). Mileage: 75896 Eng Hrs: 5581	6/8/2015 3:30:00 PM	7/29/2015 3:59:00 PM	69.12	0.00	0.00			69.12	
7/26/2014 1:32:00 PM	FIRE-31268	FIREVEH-MFD177-E10	the door close sensor on the driver side step door (by pump panel) is not working properly. the diamond plate, seems to be coming up away from framing and causing sensor to alarm. Jon Duncan E10/C	6/8/15 (1530-1630) Checked operation of door ajar warning (found system working as it should). Readjusted pin switches at cat-walk compartments for good measure (previous adjustment may have been boarder-line causing circuit to activate).	6/8/2015 4:30:00 PM	7/8/2015 4:48:00 PM	23.04	0.00	0.00			23.04	
			STATS: 75,896 miles, 5,581 enghrs, 792.5 pumphrs.										
6/18/2015 1:17:00 PM	FIRE-36053	FIREVEH-MFD177-E10	Leaking hydraulic fluid from under rear part of cabin on Captain's side. Henry Patao, B watch	6/17/15 (800-1000) Checked operation of cab hold-down clamps (confirmed passengers side clamp is leaking oil out). Replaced piston o-ring with new for pass. side cab clamp. Replaced drivers side piston o-ring inside cab hold-down clamp for PM sake. Topped-up hydraulic tank to capacity. Rechecked operation of hold-down clamps (no laaks now). Washed-off oily mess. PARTS: 2ea o-ring #216 STATS: 76,036 miles, 5,595.0 enghrs. 793.5 fire pump hours.	6/17/2015 10:00:00 AM	7/29/2015 4:11:00 PM	46.08	8.99	0.00			53.07	
6/17/2015 9:39:00 AM	FIRE-36059	FIREVEH-MFD177-E10	E-10 MFD 177 (FIREVEH-MFD177-E10). Engine warning light came on.	6/17/15 (1000-1100) Checked for DTC (111-1spn engine coolant level below normal seen 9x's). Checked cooling	6/17/2015 11:00:00 AM	7/29/2015 4:16:00 PM	23.04	11.77	0.00			34.81	

				system level (found level low). Topped-up coolant to capacity (added 1-gallon). Visually inspected cooling system for leaks (no obvious leaks found). Replaced radiator cap for PM sake.															
				STATS: 76,036 miles, 5,595.0 enghrs, 793.5 fire pump hrs.															
10/1/2015 7:47:00 AM	FIRE-36206	FIREVEH-MFD177-E10	Pump indicator light not working. (lights above pump panel, center light) When apparatus is put into pump the center light does not illuminate anymore. T. Herrick	10/6/15 (800-900) Checked operation of single pump panel lamp the lights when shifted into pumping gear (confirmed not lighting up). Replaced bulb with new and rechecked operation (lighting up as it should now).	10/6/2015 9:00:00 AM	10/8/2015 7:55:00 AM	23.04	1.25	0.00									24.29	
				ATTACHED: Pic of pump engaged lamp.															
				STATS: 78,054 miles, 5,744.8 enghrs, 808.0 fire pump hrs.															
10/11/2015 8:04:00 AM	FIRE-38403	FIREVEH-MFD177-E10	FFIII Peter Vanderpoel Leak - Rear passenger-side inlet leaks when connected to hose. We changed the gasket with no change. It appears to be behind the double female.	Checked and found that a bent inlet screen was the cause of the leak. I straightened the screen and reinstalled it. Then I tested the connection with a hose from relief engine 13 @100psi and there was no leak anymore.	10/13/2015 2:59:00 PM	10/21/2015 1:42:00 PM	23.04	0.00	0.00									23.04	
10/13/2015 7:34:00 AM	FIRE-38433	FIREVEH-MFD177-E10	Air Conditioning System - Front AC Blows warm air. FFIII Peter Vanderpoel	Recovered, vacuumed and checked for leaks. Then recharged A/C system.	10/15/2015 8:57:00 AM	10/22/2015 10:35:00 AM	23.04	44.24	0.00									67.28	
12/2/2015 1:25:00 PM	FIRE-39349	FIREVEH-MFD177-E10	E-10 MFD 177 (FIREVEH-MFD177-E10) Hard Suction Hose Retainer aluminum bolt broke.	12/1/15 - Dropped off sample to Sekis Machine shop. 12/2/15 - Picked up New Aluminum Rods from Sekis. 12/14/15 - Installed Retainer with New Aluminum Rod.	12/2/2015 1:25:00 PM	1/11/2018 9:52:00 AM	24.45	0.00	93.54	4ea - 1/2"x10" NC/1" Threaded Aluminum Rod	25704	Seki Invoice 25704 (pCard payment)						117.99	
12/30/2015 8:01:00 AM	FIRE-39752	FIREVEH-MFD177-E10	rear-passenger-upper rotating emergency light bulb out. Jon Duncan	Replaced burnt out bulb or right rear upper warning light.	12/30/2015 7:35:00 AM	1/11/2016 10:10:00 AM	5.76	14.25	0.00									20.01	
1/4/2016 8:00:00 AM	FIRE-39889	FIREVEH-MFD177-E10	E-10 MFD 177 (FIREVEH-MFD177-E10) Driver side Redline leaks when Pump in gear.	1-4-16 (1000-1200) Checked operation of drivers booster reel (confirmed not holding pressure). Dverhauled ball valve (new o-rings, seals & ball). Rechecked operation (valve working as it should now).	1/4/2016	1/13/2016 11:01:00 AM	46.08	107.00	0.00									153.08	
				STATS: 79,893 miles, 5,882.6 enghrs, 821.0 fire pump hrs.															
12/6/2015 8:20:00 AM	FIRE-39413	FIREVEH-MFD177-E10	The Captain side red line is leaking at the connection when valve is engaged. T/A Tualeroso, B watch	1-4-2016 (800-1000) Had a look at the passengers side redline swivel (signs of water stains at the joint). Replaced swivel joint with new. Checked operation of reel (no leaks from swivel).	1/4/2016 10:00:00 AM	1/11/2016 9:45:00 AM	46.08	76.53	0.00									122.61	
				NDTE: Redina swivel #1845093 (pie).															
				PARTS: 1 1/2-in victaulic 77 seal (gaspro).															
				STATS: 79,893 miles, 5,882.6 enghrs, 821.0 fire pump hrs.															

Work Order Date	Work Order #	Vehicle	Equipment	Description	Start Date	End Date	Hours	Rate	Cost	Notes
1/4/2016 9:41:00 AM	FIRE-39888	FIREVEH- MFD177- E10	E-10 MFD 177 (FIREVEH- MFD177-E10) Lighting: Driver Side Low Beam out.	1-4-16 Checked operation of haadlights (confirmed drivers low beam not lighting-up) Replaced low beam headlamp with new and rechecked operation (light working as it should now). Replaced high beam lemp with new for PM.	1/4/2016 12:30:00 PM	4/8/2016 3:01:00 PM	23.04	17.53	0.00	40.57
2/22/2016 2:00:00 PM	FIRE-40353	FIREVEH- MFD177- E10	E-10 MFD 177 (FIREVEH- MFD177-E10) STEERING: Oil Leak near Power Steering Pump.	Cleaned-off oily mess to locate source of power steering oil leak (pressure hole with pin- hole). Replaced pressure line with new. Replaced p/s gear box return line for PM. Changed p/s oil filter for PM. Replaced p/s dipstick & level sight-gless for good measure. SUPPLIES: Super clean degreaser. PARTS: 1ea Power steering dipstick #1304326 (pie). 1ee Power steering sight-glass #1504048 (pie). 2ea Power steering return line fitting #G34210-1010 (col). Mileage: 80,872 Engine Hrs: 5,953	2/22/2016 4:30:00 PM		184.32	74.07	0.00	258.39
6/21/2015	FIRE-38290	FIREVEH- MFD177- E10	E-10 MFD 177 - A Service	3/2/16 - Replaced engine oil/filters,primary and secondary fual filters. air filter and coolant filter. Lube and inspect steering, suspension, brake componants. Inspect brakes and make adjustments. Inpsact whaals, tires and top off air pressure as needed. Replaced Air Brake System Air Drier Cartridge. Inpsact all fluid levels and adjust as naadad. Replaced Wwndshield Wipers. Check all DOT and Emergency Warning Lights. Replaced both 8D battarues. *Note: Power Steering Filter replaced on the P/S oil Leak Work Order, 3/21/16 - Found engine oil filler cap was stuck, rubber plug was swollen. Removed and replacad engine oil filler cap rubber plug.	3/2/2018 4:30:00 PM	4/8/2018 1:24:00 PM	207.12	772.98	0.00	980.10
12/18/2015 8:56:00 AM	FIRE-39639	FIREVEH- MFD177- E10	Oil leak possibly from in between the head and the block from the rear of the engine -Tim Herrick	3/3/16 - Verified oil leaking from intarmediata Valve Housing Gasket. Removed, cleaned, replaced Valve Cover, Intermediate Housing Gaskets and sleeve assemblies. In process of gasket raplacement, also replaced 1" suction intake hosa which was stiff and brittle. Mileage: 80,872 Pump Hrs: 5,953	3/3/2016 3:00:00 PM	4/8/2016 12:40:00 PM	138.24	304.20	0.00	442.44
3/4/2016 10:41:00 AM	FIRE-40474	FIREVEH- MFD177- E10	E-10 MFD 177 (FIREVEH- MFD177-E10) BELTS: Accessory Drive Belts Needs Replacement.	3/4/16 - Alternator, A/C and Fan Belt Replaced. Upon raplacing A/C balt found A/C Auto Tensioner pulley bearing noisy. Replace A/C Tensioner Replaced Fan and Alternator Tensioners	3/4/2016 3:12:00 PM	3/8/2016 12:19:00 PM	73.35	921.52	0.00	994.87

				also for preventive measures.															
				* FAN Tensioner P/N: PIE 1237047 / Gates P/N: 38513 * ALTERNATOR Tensioner P/N: DDC 01-27425-000 / Maui Auto Parts P/N : 23527565 * A/C Tensioner DDC P/N: 23550583															
				Mileage: 80,872 Engine Hrs: 5,953.4 Pump Hrs: 824.4															
12/18/2015 8:43:00 AM	FIRE-39637	FIREVEH- MFD177- E10	Hydraulics fluid leaking from LH cab lift cylinder. -Tim Herrick	3/4/16 - Re-seal leaking cylinder (leaking from main gland nut seals). Made attempt to re-seal a cylinder that was on table from another job. Tear down, clean, inspect parts for re-use, re-assemble with new seal Kit Pierce P/N: 1324753. Install on truck, test, Found Cylinder leaking from a crack near the mounting ear. 3/5/16 - Removed cracked cylinder from truck, Removed re-sealed gland nut from cracked cylinder. Took apart original cylinder, clean and inspect cylinder for cracks and wear, re-assemble using good cylinder and Resealed gland nut, Test,OK. Mileage: 80,872 Engin Hrs: 5,882	3/5/2016 12:41:00 PM	4/8/2016 12:53:00 PM	305.61	30.00	0.00									335.61	
3/10/2016 8:00:00 AM	FIRE-40557	FIREVEH- MFD177- E10	E-10 MFD 177 (FIREVEH- MFD177-E10) STEERING: TIE ROD END, LEFT AND RIGHT BOOTS TORN.	3/10/16 - Replaced left and right tie rod ends. 3/14/16 - Aloha Truck Repair came to shop to set "Toe" Wheel Alignment.	3/10/2016 7:21:00 AM	4/8/2016 11:24:00 AM	92.16	114.18	250.00	Aloha Trk Rep- Front Axle & Whl Alignment	WO40557	Aloha Trk Rep-Front Axle & Whl Alignment						456.34	
3/14/2018 1:59:00 PM	FIRE-40890	FIREVEH- MFD177- E10	E-10 MFD 177 (FIREVEH- MFD177-E10) Seat Belt: Captains Seat Belt Damaged from getting caught in striker bolt.	3/14/16 - Replaced damaged Captain Seat Belt. Mileage: 80,872 Engine Hrs: 5,953	3/14/2016 3:00:00 PM	4/6/2016 2:02:00 PM	23.04	91.45	0.00									114.49	
3/15/2018 9:19:00 AM	FIRE-40818	FIREVEH- MFD177- E10	E-10 MFD 177 (FIREVEH- MFD177-E10) TIRES: REAR TREAD DEPTH. NEED REPLACEMENT.	3/15/16 - Picked up four (4) Good Year G731 12R22.5 from warehouse. Quality Tire to D/Mount and Mount all four rear tires. Mileage: 80,872 Engine Hrs: 5,953	3/15/2016 12:00:00 PM	4/8/2016 11:22:00 AM	24.45	3,151.46	310.41	D/Mount/Mount 4ea 12R22.5								3,466.34	
3/9/2016 4:05:00 PM	FIRE-40539	FIREVEH- MFD177- E10	E-10 MFD 177 (FIREVEH- MFD177-E10) AIR BRAKE: AIR LEAK AT PARK BRAKE RELAY VALVE.	3/18/16 - Replaced leaking parking brake relay valve. Mileage: 80,872 Engine Hrs: 5,953	3/18/2016 7:32:00 AM	4/8/2016 11:25:00 AM	46.08	83.11	0.00									129.19	
10/21/2015 3:30:00 PM	FIRE-38572	FIREVEH- MFD177- E10	Air Conditioning System- Air conditioning system has begun cutting in and out intermittantly. Both the front and rear units (blower fans) will cut out simultaneously for approximately 30 seconds and then come back on. Reported by Capt. Danley E10/3rd	3/10/16 - found low charge due to a leak on the hi side service port crimp under the cab and the splice fitting on the high side hose. Replaced both fittings and the air drier. Rechecked for leaks and recharged the a/c system. Replaced drivers side sight glass on A/C compressor. Replaced o-rings on A/C compressor fittings. Changed splice fitting on high side hose. 3-19-16 (1000-1200) Found a/c not blowing cold when driving truck to Target to fill water. Visually inspected for leaks (found compressor oil level eye and hose connections possibly leaking). Installed recovery machine to find system was low on	3/19/2016 12:00:00 PM	4/8/2016 1:06:00 PM	460.80	640.83	0.00									1,101.63	

charge. Filled system to capacity (also found leak in a/c line under the Capt seating position). Reclaimed refrigerant from a/c system (need to repair leaks). Installed a splice connector & secured with Gates Polarseal 2 hose repair assortment and O-rings from HD o-ring kit. Utilized reclaiming machine to check for leaks (system passed leak test). Refilled system to capacity and rechecked operation (blowing cold now).

PARTS:
1ea G46535-1010 (1/2-in ID hose splice).

Mileage: 80,872
Engine Hrs: 5,953

2/26/2016 4:39:00 PM	FIRE-40401	FIREVEH- MFD177- E10	E-10 MFD 177 (FIREVEH- MFD177-E10) LIGHTS: Retrofit Rear Lights to LED's.	3/19/16 - Replaced reverse lamps and spot lamp with LED (brighter lighting for safety).	3/19/2016 12:25:00 PM	4/8/2016 3:00:00 PM	34.56	449.28	0.00	483.84					
E-10 MFD 177 - 138 Total:											\$12,731.51	\$33,244.17	\$3,347.08	\$49,322.76	
Grand Total (138 Records):												\$12,731.51	\$33,244.17	\$3,347.08	\$49,322.76



Thanks,
Victor









Nose Cone

HA 0280 KC



