


ALAN M. ARAKAWA  
Mayor

DAVID C. GOODE  
Director

ROWENA M. DAGDAG-ANDAYA  
Deputy Director

Telephone: (808) 270-7845  
Fax: (808) 270-7955



COUNTY OF MAUI  
**DEPARTMENT OF PUBLIC WORKS**  
200 SOUTH HIGH STREET, ROOM NO. 434  
WAILUKU, MAUI, HAWAII 96793

April 21, 2017

GLEN A. UENO, P.E., P.L.S.  
Development Services Administration


CARY YAMASHITA, P.E.  
Engineering Division

JOHN R. SMITH, P.E., ACTING  
Highway Division

OFFICE OF THE  
COUNTY COUNCIL

APR 21 PM 3:35

RECEIVED

Ms. Lynn A.S. Araki-Regan   
Budget Director, County of Maui  
200 South High Street  
Wailuku, Maui, Hawaii 96793

APPROVED FOR TRANSMITTAL  
  
Mayor  
4/21/17  
Date

Honorable Alan M. Arakawa  
Mayor, County of Maui  
200 South High Street  
Wailuku, Maui, Hawaii 96793

For Transmittal to:

Honorable Riki Hokama, Chair  
Budget and Finance Committee  
Maui County Council  
200 South High Street  
Wailuku, Maui, Hawaii 96793

Dear Chair Hokama:

**SUBJECT: FISCAL YEAR ("FY") 2018 BUDGET (PW-3) (BF-1)**

This is in response to your April 18, 2017 letter regarding the above subject matter. Our Department offers the following responses:

1. *For FY 2016 and FY 2017 to date, provide a list of all roads included under the Countywide Resurfacing and Pavement Preservation programs. Provide the name of the road, the lane miles, cost, and a detailed reason for the road work. (EC)*

County of Maui Department of Public Works Resurfacing Schedule (FY/FFY 2017-2020) was submitted to the Committee in our transmittal dated April 11, 2017. Please refer to Attachment "A" for FY 2016 information.


Ms. Lynn A.S. Araki-Regan  
Honorable Alan M. Arakawa  
For Transmittal to:  
Honorable Riki Hokama, Chair  
April 21, 2017  
Page 2

2. *For FY 2016 and FY 2017 to date, provide a list of all roads repaved, resurfaced, rehabilitated, or preserved by the Department's in-house road crews. Include the name of the road, the lane miles, cost, and a detailed reason for the road work. (EC)*

Please refer to Attachment "B".

Should you have any questions, please feel free to contact me, at Ext. 7845.

Sincerely,



DAVID C. GOODE  
Director of Public Works

DCG:jso  
Attachments  
s:\david2\transmittals\rhokama\_fy 2018 budget pw\_3 bf\_1

**DEPARTMENT OF PUBLIC WORKS - ENGINEERING DIVISION  
FY 2016 RESURFACING LIST**

Project Type/ District	FY 2016		
	PROJECT	LN MILES	COST
<b>CENTRAL MAUI</b> CIP	16-10 Laau Sreet (Kaulana-Niihau) Kahiki Street Makalii Street (W. Papa - Ani) Kea Street (Wakea - end)	1.70	\$ 412,822.32
<b>SOUTH MAUI</b> CIP	16-34 South Kihei Road (Lipoa to Kauhaa)	1.36	\$ 526,233.32
<b>UPCOUNTRY</b> CIP	16-47 Lower Kimo Drive (Malapua Rd to Kekaulike) Lower Kula Road (Ka to Lower Kimo) Kawalei Place	3.44	\$ 481,629.50
<b>PAIA/HAIKU</b> CIP	Used for FAP change orders		

**DEPARTMENT OF PUBLIC WORKS - ENGINEERING DIVISION  
FY 2016 RESURFACING LIST**

Project Type/ District	FY 2016		
	PROJECT	LN MILES	COST
<b>WEST MAUI</b> CIP	16-42 Lower Honoapiilani Road (Hoohui Rd to Napilihau Rd)	1.75	\$ 452,516.68
<b>HANA</b> CIP	16-33 Used funds for Nuanualoa Road Repair		\$ 397,475.00
<b>MOLOKAI</b> CIP	16-24 Kolapa Place (Puali - end) Puali Place Kalohi Street (Kokio - Wiliwili)	1.28	\$ 560,520.00
<b>LANAI</b> CIP	15-33 Nani Street (5th - 6th) Houston Street (6th - 7th) Naha Street Kahana Street Mahana Place (5th - end) Keomuku Highway (720 L.F. from concrete at hotel)	0.84	\$ 549,077.28

Note: All roads were selected based on need using our pavement management program and field inspections.

WAILUKU CRACK SEAL TREATMENT LOG FY16							
DATE STARTED	LOCATION	LINEAR FEET	LANE MILES	LABOR/EQUIPMENT COST	MATERIAL COST	TOTAL COST	REASONING FOR TREATMENT
1/14/2016	Uhu Street	2300	0.44	\$ 500.00	\$ 100.00	\$ 600.00	PER RSL/IWORQ*
1/6/2016	Waikala Street	3200	0.61	\$ 3,000.00	\$ 102.00	\$ 3,102.00	PER RSL/IWORQ*
1/15/2016	Molokai Akau	1720	0.33	\$ 1,110.00	\$ 100.00	\$ 1,210.00	PER RSL/IWORQ*
3/2/2016	Pohaku Street	3600	0.68	\$ 900.00	\$ 128.00	\$ 1,028.00	PER RSL/IWORQ*
12/16/2015	Pohai Street	3626	0.69	\$ 900.00	\$ 128.00	\$ 1,028.00	PER RSL/IWORQ*
12/15/2015	Kaimana Street	3724	0.71	\$ 900.00	\$ 128.00	\$ 1,028.00	PER RSL/IWORQ*
12/17/2015	Kaulana Street	6994	1.32	\$ 1,800.00	\$ 300.00	\$ 2,100.00	PER RSL/IWORQ*
10/5/2016	Hilu Place	1026	0.19	\$ 184.00	\$ 60.00	\$ 244.00	PER RSL/IWORQ*
1/3/2016	Pala Circle	2450	0.46	\$ 500.00	\$ 50.00	\$ 550.00	PER RSL/IWORQ*
1/4/2016	Molokai Hema	9704	1.84	\$ 2,000.00	\$ 600.00	\$ 2,600.00	PER RSL/IWORQ*
1/6/2016	South Kei Place	980	0.19	\$ 100.00	\$ 50.00	\$ 150.00	PER RSL/IWORQ*
1/6/2016	North Kei Place	270	0.05	\$ 100.00	\$ 50.00	\$ 150.00	PER RSL/IWORQ*
1/6/2016	Ani Street	8426	1.60	\$ 100.00	\$ 50.00	\$ 150.00	PER RSL/IWORQ*
1/8/2016	Nanimalu Place	418	0.08	\$ 100.00	\$ 50.00	\$ 150.00	PER RSL/IWORQ*
1/8/2016	Polu Place	336	0.06	\$ 100.00	\$ 50.00	\$ 150.00	PER RSL/IWORQ*
1/8/2016	Poai Place	314	0.06	\$ 100.00	\$ 50.00	\$ 150.00	PER RSL/IWORQ*
1/8/2016	Hoaloha Place	350	0.07	\$ 100.00	\$ 50.00	\$ 150.00	PER RSL/IWORQ*
1/8/2016	South Mokapu Street	5836	1.11	\$ 100.00	\$ 50.00	\$ 150.00	PER RSL/IWORQ*
1/8/2016	West Hawaii Street	5878	1.11	\$ 100.00	\$ 50.00	\$ 150.00	PER RSL/IWORQ*
1/7/2016	South Lehua Street	2442	0.46	\$ 40.00	\$ 50.00	\$ 90.00	PER RSL/IWORQ*
1/7/2016	Akalei Place	1948	0.37	\$ 97.00	\$ 50.00	\$ 147.00	PER RSL/IWORQ*
1/7/2016	Polani Street	2256	0.43	\$ 145.00	\$ 100.00	\$ 245.00	PER RSL/IWORQ*
TOTAL		67798	12.84	\$ 12,976.00	\$ 2,346.00	\$ 15,322.00	

\*DPW CONTRACTS WITH IWORQ TO ASSESS THE CONDITION OF ALL MAUI COUNTY ROADS EVERY 5-YEARS. THE REMAINING SERVICE LIFE (RSL) IS DETERMINED BASED ON A DETAILED VISUAL ASSESSMENT. EACH SEGMENT (INTERSECTION TO INTERSECTION) OF EACH COUNTY ROAD IS GIVEN AN RSL AND A RECOMMENDED TREATMENT. RSL IS BASED IN YEARS FROM THE DATE OF INSPECTION, I.E. AN RSL OF 15 MEANS THE ROADWAY HAS APPROXIMATELY 15 YEARS OF SERVICE BEFORE IT NEEDS TO BE RECONSTRUCTED. EACH TIME A ROADWAY IS TREATED THE RSL IS EXTENDED. ROADWAYS WITH AN RSL OF 0 OR NEAR 0 ARE NOT CANDIDATES FOR PAVEMENT PRESERVATION.

WAILUKU OVERLAY TREATMENT LOG FY17							
DATE STARTED	LOCATION	LINEAR FEET	LANE MILES	LABOR/EQUIPMENT COST	MATERIAL COST	TOTAL COST	REASONING FOR TREATMENT
3/3/2017	Camp 5 Road ( Puunene school)	2686	0.51	\$ 65,056.00	\$ 48,600.00	\$ 113,656.00	PER RSL/IWORQ*
4/12/2017	South Puunene Ave (after Mill)	5400	1.02	\$ 54,080.00	\$ 68,000.00	\$ 122,080.00	PER RSL/IWORQ*
TOTAL		8346	1.58	\$ 122,576.00	\$ 138,600.00	\$ 261,176.00	
<p>*DPW CONTRACTS WITH IWORQ TO ASSESS THE CONDITION OF ALL MAUI COUNTY ROADS EVERY 5-YEARS. THE REMAINING SERVICE LIFE (RSL) IS DETERMINED BASED ON A DETAILED VISUAL ASSESSMENT. EACH SEGMENT (INTERSECTION TO INTERSECTION) OF EACH COUNTY ROAD IS GIVEN AN RSL AND A RECOMMENDED TREATMENT. RSL IS BASED IN YEARS FROM THE DATE OF INSPECTION, I.E. AN RSL OF 15 MEANS THE ROADWAY HAS APPROXIMATELY 15 YEARS OF SERVICE BEFORE IT NEEDS TO BE RECONSTRUCTED. EACH TIME A ROADWAY IS TREATED THE RSL IS EXTENDED. ROADWAYS WITH AN RSL OF 0 OR NEAR 0 ARE NOT CANDIDATES FOR PAVEMENT PRESERVATION.</p>							

WAILUKU SLURRY SEAL TREATMENT LOG FY16							
DATE STARTED	LOCATION	LINEAR FEET	LANE MILES	LABOR/EQUIPMENT COST	MATERIAL COST	TOTAL COST	REASONING FOR TREATMENT
3/10/2016	Uhu Street	2300	0.44	\$ 3,635.68	\$ 3,500.00	\$ 7,135.68	PER RSL/IWORQ*
4/12/2016	Pohai Street	3626	0.69	\$ 5,635.68	\$ 5,600.00	\$ 11,235.68	PER RSL/IWORQ*
2/23/2016	Kaimana Street	3724	0.71	\$ 5,635.68	\$ 5,600.00	\$ 11,235.68	PER RSL/IWORQ*
TOTAL		9650	1.83	\$ 14,907.04	\$ 14,700.00	\$ 29,607.04	

\*DPW CONTRACTS WITH IWORQ TO ASSESS THE CONDITION OF ALL MAUI COUNTY ROADS EVERY 5-YEARS. THE REMAINING SERVICE LIFE (RSL) IS DETERMINED BASED ON A DETAILED VISUAL ASSESSMENT. EACH SEGMENT (INTERSTECTION TO INTERSECTION) OF EACH COUNTY ROAD IS GIVEN AN RSL AND A RECOMMENDED TREATMENT. RSL IS BASED IN YEARS FROM THE DATE OF INSPECTION, I.E. AN RSL OF 15 MEANS THE ROADWAY HAS APPROXIMATELY 15 YEARS OF SERVICE BEFORE IT NEEDS TO BE RECONSTRUCTED. EACH TIME A ROADWAY IS TREATED THE RSL IS EXTENDED. ROADWAYS WITH AN RSL OF 0 OR NEAR 0 ARE NOT CANDIDATES FOR PAVEMENT PRESERVATION.

WAILUKU CRACK SEAL TREATMENT LOG FY17							
DATE STARTED	LOCATION	LINEAR FEET	LANE MILES	LABOR/EQUIPMENT COST	MATERIAL COST	TOTAL COST	REASONING FOR TREATMENT
2/8/2017	EHA STREET 6 Segments	16852	3.19	\$ 6,441.00	\$ 2,921.00	\$ 9,362.00	PER RSL/IWORQ*
9/28/2016	Hue Place	290	0.05	\$ 500.00	\$ 153.00	\$ 653.00	PER RSL/IWORQ*
11/4/2016	Palama Drive	440	0.08	\$ 1,400.00	\$ 1,000.00	\$ 2,400.00	PER RSL/IWORQ*
9/11/2016	Kea street	26664	5.05	\$ 500.00	\$ 100.00	\$ 600.00	PER RSL/IWORQ*
11/3/2016	Palama Drive	4886	0.93	\$ 1,000.00	\$ 600.00	\$ 1,600.00	PER RSL/IWORQ*
11/3/2016	Ikai street	542	0.10	\$ 250.00	\$ 100.00	\$ 350.00	PER RSL/IWORQ*
10/11/2016	Iluna Place	596	0.11	\$ 200.00	\$ 150.00	\$ 350.00	PER RSL/IWORQ*
11/4/2016	Iuka Place	546	0.10	\$ 100.00	\$ 100.00	\$ 200.00	PER RSL/IWORQ*
11/30/2016	Naholo Circle	4106	0.78	\$ 900.00	\$ 300.00	\$ 1,200.00	PER RSL/IWORQ*
11/9/2016	Ohaa	522	0.10	\$ 125.00	\$ 100.00	\$ 225.00	PER RSL/IWORQ*
11/9/2016	Lalani Circle	4066	0.77	\$ 450.00	\$ 450.00	\$ 900.00	PER RSL/IWORQ*
10/11/2016	Puolo Place	1192	0.23	\$ 250.00	\$ 250.00	\$ 500.00	PER RSL/IWORQ*
9/20/2016	Kawailani Circle	4514	0.85	\$ 785.00	\$ 300.00	\$ 1,085.00	PER RSL/IWORQ*
9/20/2016	Polale Street	1118	0.21	\$ 200.00	\$ 100.00	\$ 300.00	PER RSL/IWORQ*
9/20/2016	Noolu Street	1118	0.21	\$ 200.00	\$ 100.00	\$ 300.00	PER RSL/IWORQ*
9/26/2016	Luakaha Circle	5042	0.95	\$ 1,151.00	\$ 600.00	\$ 1,751.00	PER RSL/IWORQ*
9/26/2016	Akeu Place	608	0.12	\$ 177.00	\$ 100.00	\$ 277.00	PER RSL/IWORQ*
9/26/2016	Waihili place	548	0.10	\$ 177.00	\$ 100.00	\$ 277.00	PER RSL/IWORQ*
9/26/2016	Wawali Street	1250	0.24	\$ 221.00	\$ 100.00	\$ 321.00	PER RSL/IWORQ*
9/26/2016	Kauhaa Street	5068	0.96	\$ 265.00	\$ 100.00	\$ 365.00	PER RSL/IWORQ*
<b>TOTAL</b>		79968	15.15	\$ 15,292.00	\$ 7,724.00	\$ 23,016.00	

\*DPW CONTRACTS WITH IWORQ TO ASSESS THE CONDITION OF ALL MAUI COUNTY ROADS EVERY 5-YEARS. THE REMAINING SERVICE LIFE (RSL) IS DETERMINED BASED ON A DETAILED VISUAL ASSESSMENT. EACH SEGMENT (INTERSTECTION TO INTERSECTION) OF EACH COUNTY ROAD IS GIVEN AN RSL AND A RECOMMENDED TREATMENT. RSL IS BASED IN YEARS FROM THE DATE OF INSPECTION, I.E. AN RSL OF 15 MEANS THE ROADWAY HAS APPROXIMATELY 15 YEARS OF SERVICE BEFORE IT NEEDS TO BE RECONSTRUCTED. EACH TIME A ROADWAY IS TREATED THE RSL IS EXTENDED. ROADWAYS WITH AN RSL OF 0 OR NEAR 0 ARE NOT CANDIDATES FOR PAVEMENT PRESERVATION.



WAILUKU SLURRY SEAL TREATMENT LOG FY17							
DATE STARTED	LOCATION	LINEAR FEET	LANE MILES	LABOR/EQUIPMENT COST	MATERIAL COST	TOTAL COST	REASONING FOR TREATMENT
4/4/2017	EHA STREET 6 Segments	16852	3.19	\$ 19,785.68	\$ 18,660.00	\$ 38,445.68	PER RSL/IWORQ*
11/17/2016	Hue Place	290	0.05	\$ 2,311.68	\$ 850.00	\$ 3,161.68	PER RSL/IWORQ*
7/19/2016	Pohaku Street	3600	0.68	\$ 6,735.68	\$ 5,800.00	\$ 12,535.68	PER RSL/IWORQ*
10/17/2016	Kaulana Street	6994	1.32	\$ 12,235.68	\$ 11,600.00	\$ 23,835.68	PER RSL/IWORQ*
TOTAL		27736	5.25	\$ 41,068.72	\$ 36,910.00	\$ 77,978.72	

\*DPW CONTRACTS WITH IWORQ TO ASSESS THE CONDITION OF ALL MAUI COUNTY ROADS EVERY 5-YEARS. THE REMAINING SERVICE LIFE (RSL) IS DETERMINED BASED ON A DETAILED VISUAL ASSESSMENT. EACH SEGMENT (INTERSECTION TO INTERSECTION) OF EACH COUNTY ROAD IS GIVEN AN RSL AND A RECOMMENDED TREATMENT. RSL IS BASED IN YEARS FROM THE DATE OF INSPECTION, I.E. AN RSL OF 15 MEANS THE ROADWAY HAS APPROXIMATELY 15 YEARS OF SERVICE BEFORE IT NEEDS TO BE RECONSTRUCTED. EACH TIME A ROADWAY IS TREATED THE RSL IS EXTENDED. ROADWAYS WITH AN RSL OF 0 OR NEAR 0 ARE NOT CANDIDATES FOR PAVEMENT PRESERVATION.

MAKAWAO OVERLAY TREATMENT LOG FY FY16										
DATE	CF	SLR	PAVE	LOCATION	LINEAR FEET	LANE MILES	LABOR/EQUIPMENT COST	MATERIAL COST	TOTAL COST	REASONING FOR TREATMENT
7/1/2015	X		X	Ukiu Road	2640	0.5	\$ 65,056.00	\$58,315	\$60,762	COMPLAINT
TOTAL EST.					2,640	0.5	\$ 65,056.00	\$58,315	\$60,762	

MAKAWAO OVERLAY TREATMENT LOG FY FY17							
DATE	LOCATION	LINEAR FEET	LANE MILES	LABOR/EQUIPMENT COST	MATERIAL COST	TOTAL COST	REASONING FOR TREATMENT
7/12/2016	Kapakalua Road	26,700	5.06	\$ 520,448.00	\$ 164,252.00	\$ 684,700.00	COMPLAINTS
TOTAL EST.		26,700	5.06	\$ 520,448.00	\$ 164,252.00	\$ 684,700.00	

MAKAWAO CRACK SEAL TREATMENT LOG FY FY16							
DATE STARTED	LOCATION	LINEAR FEET	LANE MILES	LABOR/EQUIPMENT COST	MATERIAL COST	TOTAL COST	REASONING FOR TREATMENT
3/1/2016	Kaupea Street(6 segments)	6040	1.14	\$ 3,800.00	\$ 2,500.00	\$ 6,300.00	PER RSL/IWORQ*
3/8/2016	Ulana Street (3 segment)	1426	0.27	\$ 4,000.00	\$ 2,500.00	\$ 6,500.00	PER RSL/IWORQ*
2/29/2016	Malo Place	3000	0.57	\$ 600.00	\$ 400.00	\$ 1,000.00	PER RSL/IWORQ*
2/29/2016	Al Street	1000	0.19	\$ 1,100.00	\$ 900.00	\$ 2,000.00	PER RSL/IWORQ*
2/26/2016	Miner Road	2700	0.51	\$ 400.00	\$ 150.00	\$ 550.00	PER RSL/IWORQ*
2/24/2016	Pookela Road	3000	0.57	\$ 400.00	\$ 150.00	\$ 550.00	PER RSL/IWORQ*
2/24/2016	Mole Road	1500	0.28	\$ 400.00	\$ 150.00	\$ 550.00	PER RSL/IWORQ*
2/22/2016	Maoha Street	1200	0.23	\$ 1,200.00	\$ 400.00	\$ 1,600.00	PER RSL/IWORQ*
2/19/2016	Makaleha Place	1600	0.30	\$ 600.00	\$ 472.00	\$ 1,072.00	PER RSL/IWORQ*
2/9/2016	Aala Place	2700	0.51	\$ 300.00	\$ 150.00	\$ 450.00	PER RSL/IWORQ*
2/9/2016	Mamalu Street	400	0.08	\$ 300.00	\$ 150.00	\$ 450.00	PER RSL/IWORQ*
2/9/2016	Kekolu Place	610	0.12	\$ 300.00	\$ 150.00	\$ 450.00	PER RSL/IWORQ*
TOTAL		25176	4.77	\$ 13,400.00	\$ 8,072.00	\$ 21,472.00	

\*DPW CONTRACTS WITH IWORQ TO ASSESS THE CONDITION OF ALL MAUI COUNTY ROADS EVERY 5-YEARS. THE REMAINING SERVICE LIFE (RSL) IS DETERMINED BASED ON A DETAILED VISUAL ASSESSMENT. EACH SEGMENT (INTERSECTION TO INTERSECTION) OF EACH COUNTY ROAD IS GIVEN AN RSL AND A RECOMMENDED TREATMENT. RSL IS BASED IN YEARS FROM THE DATE OF INSPECTION, I.E. AN RSL OF 15 MEANS THE ROADWAY HAS APPROXIMATELY 15 YEARS OF SERVICE BEFORE IT NEEDS TO BE RECONSTRUCTED. EACH TIME A ROADWAY IS TREATED THE RSL IS EXTENDED. ROADWAYS WITH AN RSL OF 0 OR NEAR 0 ARE NOT CANDIDATES FOR PAVEMENT PRESERVATION.

LAHAINA CRACK SEAL LOG FY16								
DATE STARTED		LOCATION	LINEAR FEET	LANE MILES	LABOR/EQUIPMENT COST	MATERIAL COST	TOTAL COST	REASON FOR TREATMENT
11/16/2015	AKEKE PLACE	AKEKE PLACE			\$1,060.80		\$1,060.80	PER RSL/IWORQ*
11/17/2015	KAHOMA STREET	KAHOMA STREET			\$6,875.47		\$6,875.47	PER RSL/IWORQ*
1/5/2016	HAMAU ROAD	END TO KOMOHANA PL	189	0.04	\$1,205.36	\$615.84	\$1,821.20	PER RSL/IWORQ*
1/6/2016	HAMAU ROAD	KOMOHANA PL TO AINAKEA RD	244	0.05	\$1,357.60	\$615.84	\$1,973.44	PER RSL/IWORQ*
1/11/2016	MALOLO PLACE	AINAKEA ROAD TO END	1302	0.25	\$2,853.68	\$872.44	\$3,726.12	PER RSL/IWORQ*
1/12/2016	KOMOHANA PL	END TO HAMAU PL	1061	0.20	\$1,630.64	\$1,026.40	\$2,657.04	PER RSL/IWORQ*
1/13/2016	HIKI PLACE	AINAKEA ROAD TO END	1677	0.32	\$2,875.66	\$975.08	\$3,850.74	PER RSL/IWORQ*
3/1/2016	NAPILIHAI ST	KOHI ST TO HONOAPIILANI HY	198	0.04	\$693.65	\$102.64	\$796.29	PER RSL/IWORQ*
3/1/2016	NAPILIHAI ST	HANAWAI ST TO KOHI ST	599	0.11	\$1,746.82	\$307.92	\$2,054.74	PER RSL/IWORQ*
3/1/2016	NAPILIHAI ST	KILINAHE ST TO HANAWAI ST	446	0.08	\$626.92	\$153.96	\$780.88	PER RSL/IWORQ*
3/1/2016	NAPILIHAI ST	LOWER HONOAPIILANI RD TO KILINAHE ST	157	0.03	\$1,015.87	\$102.64	\$1,118.51	PER RSL/IWORQ*
6/1/2016	WAHIKULI SUBD		7858	1.49	\$17,781.87	\$2,566.00	\$20,347.87	PER RSL/IWORQ*
TOTAL			13731.5	2.60	\$39,724.34	\$7,338.76	\$47,063.10	

\*DPW CONTRACTS WITH IWORQ TO ASSESS THE CONDITION OF ALL MAUI COUNTY ROADS EVERY 5-YEARS. THE REMAINING SERVICE LIFE (RSL) IS DETERMINED BASED ON A DETAILED VISUAL ASSESSMENT. EACH SEGMENT (INTERSECTION TO INTERSECTION) OF EACH COUNTY ROAD IS GIVEN AN RSL AND A RECOMMENDED TREATMENT. RSL IS BASED IN YEARS FROM THE DATE OF INSPECTION, I.E. AN RSL OF 15 MEANS THE ROADWAY HAS APPROXIMATELY 15 YEARS OF SERVICE BEFORE IT NEEDS TO BE RECONSTRUCTED. EACH TIME A ROADWAY IS TREATED THE RSL IS EXTENDED. ROADWAYS WITH AN RSL OF 0 OR NEAR 0 ARE NOT CANDIDATES FOR PAVEMENT PRESERVATION.

LAHAINA CRACK SEAL LOG FY17								
DATE STARTED		LOCATION	LINEAR FEET	LANE MILES	LABOR/EQUIPMENT COST	MATERIAL COST	TOTAL COST	REASON FOR TREATMENT
7/29/2016	KANIAU ROAD	KUUIPO ST TO AA ST	343	0.07	\$370.38	\$320.05	\$690.43	PER RSL/IWORQ*
7/29/2016		AA ST TO LOKIA ST	342	0.07	\$370.30	\$319.18	\$689.48	PER RSL/IWORQ*
7/29/2016		LOKIA ST TO END	166	0.03	\$246.92	\$154.89	\$401.81	PER RSL/IWORQ*
8/1/2016	KUUIPO ST	MALANAI ST TO KANIAU RD	1133	0.21	\$1,486.12	\$1,057.19	\$2,543.31	PER RSL/IWORQ*
8/3/2016	AA ST	MALANAI ST TO KANIAU RD	1061	0.20	\$2,602.30	\$986.73	\$3,589.03	PER RSL/IWORQ*
1/26/2017	LOKIA ST	MALANAI ST TO KANIAU RD	980	0.19	\$5,715.88	\$911.40	\$6,627.28	PER RSL/IWORQ*
TOTAL			4025	0.76	\$10,791.90	\$3,749.44	\$14,541.34	

\*DPW CONTRACTS WITH IWORQ TO ASSESS THE CONDITION OF ALL MAUI COUNTY ROADS EVERY 5-YEARS. THE REMAINING SERVICE LIFE (RSL) IS DETERMINED BASED ON A DETAILED VISUAL ASSESSMENT. EACH SEGMENT (INTERSECTION TO INTERSECTION) OF EACH COUNTY ROAD IS GIVEN AN RSL AND A RECOMMENDED TREATMENT. RSL IS BASED IN YEARS FROM THE DATE OF INSPECTION, I.E. AN RSL OF 15 MEANS THE ROADWAY HAS APPROXIMATELY 15 YEARS OF SERVICE BEFORE IT NEEDS TO BE RECONSTRUCTED. EACH TIME A ROADWAY IS TREATED THE RSL IS EXTENDED. ROADWAYS WITH AN RSL OF 0 OR NEAR 0 ARE NOT CANDIDATES FOR PAVEMENT PRESERVATION.

LAHAINA SEAL COAT LOG FY16								
DATE STARTED		LOCATION	LINEAR FEET	LANE MILES	LABOR/EQUIPMENT COST	MATERIAL COST	TOTAL COST	REASON FOR TREATMENT
1/22/2016	PIINA PLACE	PUAHANUI PL TO END	767	0.15	\$1,288.40	\$1,302.16	\$2,590.56	PER RSL/IWORQ*
1/29/2016	PUAHANUI PL	PIINA PL TO END	297	0.056	\$1,190.24	\$504.23	\$1,694.47	PER RSL/IWORQ*
TOTAL			1064	0.206	\$11,891.44	\$1,806.39	\$13,697.83	
<p>*DPW CONTRACTS WITH IWORQ TO ASSESS THE CONDITION OF ALL MAUI COUNTY ROADS EVERY 5-YEARS. THE REMAINING SERVICE LIFE (RSL) IS DETERMINED BASED ON A DETAILED VISUAL ASSESSMENT. EACH SEGMENT (INTERSECTION TO INTERSECTION) OF EACH COUNTY ROAD IS GIVEN AN RSL AND A RECOMMENDED TREATMENT. RSL IS BASED IN YEARS FROM THE DATE OF INSPECTION, I.E. AN RSL OF 15 MEANS THE ROADWAY HAS APPROXIMATELY 15 YEARS OF SERVICE BEFORE IT NEEDS TO BE RECONSTRUCTED. EACH TIME A ROADWAY IS TREATED THE RSL IS EXTENDED. ROADWAYS WITH AN RSL OF 0 OR NEAR 0 ARE NOT CANDIDATES FOR PAVEMENT PRESERVATION.</p>								

LAHAINA SLURRY SEAL TREATMENT LOG FY17							
DATE STARTED	LOCATION	LINEAR FEET	LANE MILES	LABOR/EQUIPMENT COST	MATERIAL COST	TOTAL COST	REASONING FOR TREATMENT
7/28/2016	Kahoma Street	3400	0.64	\$ 6,535.68	\$ 5,100.00	\$ 11,635.68	PER RSL/IWORQ*
7/27/2016	Hamau Place	900	0.17	\$ 2,735.68	\$ 2,000.00	\$ 4,735.68	PER RSL/IWORQ*
7/25/2016	Malolo Place	1300	0.25	\$ 2,235.68	\$ 1,500.00	\$ 3,735.68	PER RSL/IWORQ*
7/25/2016	Hiki Place	300	0.06	\$ 1,885.68	\$ 250.00	\$ 2,135.68	PER RSL/IWORQ*
7/25/2016	Komohana Place	800	0.15	\$ 2,435.68	\$ 1,800.00	\$ 4,235.68	PER RSL/IWORQ*
8/2/2016	Akeke Place	450	0.09	\$ 3,235.68	\$ 1,500.00	\$ 4,735.68	PER RSL/IWORQ*
8/30/2016	Malani Street	2500	0.47	\$ 4,235.68	\$ 3,600.00	\$ 7,835.68	PER RSL/IWORQ*
8/29/2016	Kaniau Road	2000	0.38	\$ 3,635.68	\$ 1,800.00	\$ 5,435.68	PER RSL/IWORQ*
<b>TOTAL</b>		11650	2.21	\$ 26,935.44	\$ 17,550.00	\$ 44,485.44	

\*DPW CONTRACTS WITH IWORQ TO ASSESS THE CONDITION OF ALL MAUI COUNTY ROADS EVERY 5-YEARS. THE REMAINING SERVICE LIFE (RSL) IS DETERMINED BASED ON A DETAILED VISUAL ASSESSMENT. EACH SEGMENT (INTERSECTION TO INTERSECTION) OF EACH COUNTY ROAD IS GIVEN AN RSL AND A RECOMMENDED TREATMENT. RSL IS BASED IN YEARS FROM THE DATE OF INSPECTION, I.E. AN RSL OF 15 MEANS THE ROADWAY HAS APPROXIMATELY 15 YEARS OF SERVICE BEFORE IT NEEDS TO BE RECONSTRUCTED. EACH TIME A ROADWAY IS TREATED THE RSL IS EXTENDED. ROADWAYS WITH AN RSL OF 0 OR NEAR 0 ARE NOT CANDIDATES FOR PAVEMENT PRESERVATION.



MOLOKAI CRACK SEAL LOG FY16							
DATE STARTED	LOCATION	LINEAR FEET	LANE MILES	LABOR/EQUIPMENT COST	MATERIAL COST	TOTAL COST	REASONING FOR TREATMENT
4/5/2016	FARRINGTON AVENUE	1053	0.20	\$488.96	\$1,129.04	\$1,618.00	PER RSL/IWORQ*
4/6/2016	FARRINGTON AVENUE	1150	0.22	\$837.20	\$1,231.68	\$2,068.88	PER RSL/IWORQ*
4/14/2016	FARRINGTON AVENUE	435	0.08	\$370.72	\$615.84	\$986.56	PER RSL/IWORQ*
4/25/2016	FARRINGTON AVENUE	660	0.13	\$488.96	\$615.84	\$1,104.80	PER RSL/IWORQ*
4/27/2016	FARRINGTON AVENUE	2226	0.42	\$488.96	\$615.84	\$1,104.80	PER RSL/IWORQ*
TOTAL		5524	1.05	\$2,674.80	\$4,208.24	\$6,883.04	

\*DPW CONTRACTS WITH IWORQ TO ASSESS THE CONDITION OF ALL MAUI COUNTY ROADS EVERY 5-YEARS. THE REMAINING SERVICE LIFE (RSL) IS DETERMINED BASED ON A DETAILED VISUAL ASSESSMENT. EACH SEGMENT (INTERSECTION TO INTERSECTION) OF EACH COUNTY ROAD IS GIVEN AN RSL AND A RECOMMENDED TREATMENT. RSL IS BASED IN YEARS FROM THE DATE OF INSPECTION, I.E. AN RSL OF 15 MEANS THE ROADWAY HAS APPROXIMATELY 15 YEARS OF SERVICE BEFORE IT NEEDS TO BE RECONSTRUCTED. EACH TIME A ROADWAY IS TREATED THE RSL IS EXTENDED. ROADWAYS WITH AN RSL OF 0 OR NEAR 0 ARE NOT CANDIDATES FOR PAVEMENT PRESERVATION.

MOLOKAI CRACK SEAL LOG FY17 (UNTIL MARCH)							
DATE STARTED	LOCATION	LINEAR FEET	LANE MILES	LABOR/EQUIPMENT COST	MATERIAL COST	TOTAL COST	REASONING FOR TREATMENT
7/19/2016	MOOMOMI AVENUE	1500	0.28	\$655.44	\$718.48	\$1,373.92	PER RSL/IWORQ*
7/20/2016	MOOMOMI AVENUE	3500	0.66	\$837.20	\$923.76	\$1,760.96	PER RSL/IWORQ*
7/21/2016	MOOMOMI AVENUE	3100	0.59	\$636.96	\$615.84	\$1,252.80	PER RSL/IWORQ*
8/4/2016	ALA EKOLU, LEI KUKUI	2500	0.47	\$689.20	\$1,334.32	\$2,023.52	PER RSL/IWORQ*
8/10/2016	EPANE, ALA EKEA, ALA HULA	3500	0.66	\$644.24	\$821.12	\$1,465.36	PER RSL/IWORQ*
TOTAL		14100	2.67	\$3,463.04	\$4,413.52	\$7,876.56	

\*DPW CONTRACTS WITH IWORQ TO ASSESS THE CONDITION OF ALL MAUI COUNTY ROADS EVERY 5-YEARS. THE REMAINING SERVICE LIFE (RSL) IS DETERMINED BASED ON A DETAILED VISUAL ASSESSMENT. EACH SEGMENT (INTERSECTION TO INTERSECTION) OF EACH COUNTY ROAD IS GIVEN AN RSL AND A RECOMMENDED TREATMENT. RSL IS BASED IN YEARS FROM THE DATE OF INSPECTION, I.E. AN RSL OF 15 MEANS THE ROADWAY HAS APPROXIMATELY 15 YEARS OF SERVICE BEFORE IT NEEDS TO BE RECONSTRUCTED. EACH TIME A ROADWAY IS TREATED THE RSL IS EXTENDED. ROADWAYS WITH AN RSL OF 0 OR NEAR 0 ARE NOT CANDIDATES FOR PAVEMENT PRESERVATION.

MOLOKAI SEAL COAT LOG FY16							
DATE STARTED	LOCATION	LINEAR FEET	LANE MILES	LABOR/EQUIPMENT COST	MATERIAL COST	TOTAL COST	REASON FOR TREATMENT
3/30/2016	FARRINGTON AVENUE	4400	0.833	\$1,206.00	\$7,470	\$8,676.00	PER RSL/IWORQ*
3/31/2016	FARRINGTON AVENUE	4400	0.833	\$1,206.00	\$7,470	\$8,676.00	PER RSL/IWORQ*
4/11/2016	FARRINGTON AVENUE	4400	0.833	\$1,230.40	\$7,470	\$8,700.40	PER RSL/IWORQ*
4/12/2016	KALAMAULA SEG 300-301-303	4400	0.833	\$1,230.40	\$7,470	\$8,700.40	PER RSL/IWORQ*
4/29/2016	FARRINGTON AVENUE	4400	0.833	\$1,230.40	\$5,915.23	\$7,145.63	PER RSL/IWORQ*
5/2/2016	KALAMAULA SEG 300-301-303	4400	0.833	\$1,230.40	\$5,915.23	\$7,145.63	PER RSL/IWORQ*
5/3/2016	KALAMAULA SEG 300-301-303	2313	0.438	\$1,230.40	\$3,109.53	\$4,339.93	PER RSL/IWORQ*
5/20/2016	FARRINGTON AVENUE	4400	0.833	\$1,230.40	\$7,470.00	\$8,700.40	PER RSL/IWORQ*
5/23/2016	FARRINGTON AVENUE	4400	0.833	\$1,230.40	\$7,470.00	\$8,700.40	PER RSL/IWORQ*
6/8/2016	FARRINGTON AVENUE	4400	0.833	\$1,230.40	\$7,470.00	\$8,700.40	PER RSL/IWORQ*
6/13/2016	FARRINGTON AVENUE	4400	0.833	\$1,230.40	\$7,470.00	\$8,700.40	PER RSL/IWORQ*
TOTAL		46313	8.771	\$13,485.60	\$74,700.00	\$88,185.60	

\*DPW CONTRACTS WITH IWORQ TO ASSESS THE CONDITION OF ALL MAUI COUNTY ROADS EVERY 5-YEARS. THE REMAINING SERVICE LIFE (RSL) IS DETERMINED BASED ON A DETAILED VISUAL ASSESSMENT. EACH SEGMENT (INTERSECTION TO INTERSECTION) OF EACH COUNTY ROAD IS GIVEN AN RSL AND A RECOMMENDED TREATMENT. RSL IS BASED IN YEARS FROM THE DATE OF INSPECTION, I.E. AN RSL OF 15 MEANS THE ROADWAY HAS APPROXIMATELY 15 YEARS OF SERVICE BEFORE IT NEEDS TO BE RECONSTRUCTED. EACH TIME A ROADWAY IS TREATED THE RSL IS EXTENDED. ROADWAYS WITH AN RSL OF 0 OR NEAR 0 ARE NOT CANDIDATES FOR PAVEMENT PRESERVATION.

MOLOKAI SEAL COAT LOG FY17 (UNTIL MARCH)							
DATE STARTED	LOCATION	LINEAR FEET	LANE MILES	LABOR/EQUIPMENT COST	MATERIAL COST	TOTAL COST	REASON FOR TREATMENT
8/31/2016	KALAMAULA SEG 301-303	4400	0.83	\$1,378.40	\$7,470.00	\$8,848.40	PER RSL/IWORQ*
9/1/2016	KALAMAULA SEG 301-303	4400	0.83	\$1,378.40	\$7,470.00	\$8,848.40	PER RSL/IWORQ*
9/21/2016	MOOMOMI AVENUE	4400	0.83	\$1,230.40	\$4,980.00	\$6,210.40	PER RSL/IWORQ*
9/22/2016	MOOMOMI AVENUE	4400	0.83	\$1,230.40	\$4,980.00	\$6,210.40	PER RSL/IWORQ*
9/23/2016	KALAMAULA SEG 301-303	4400	0.83	\$1,230.40	\$4,980.00	\$6,210.40	PER RSL/IWORQ*
9/30/2016	KALAMAULA SEG 301-303	4400	0.83	\$1,230.40	\$7,470.00	\$8,700.40	PER RSL/IWORQ*
10/6/2016	MOOMOMI AVENUE	4400	0.83	\$1,104.00	\$7,470.00	\$8,574.00	PER RSL/IWORQ*
TOTAL		30800	5.83	\$8,782.40	\$44,820.00	\$53,602.40	

\*DPW CONTRACTS WITH IWORQ TO ASSESS THE CONDITION OF ALL MAUI COUNTY ROADS EVERY 5-YEARS. THE REMAINING SERVICE LIFE (RSL) IS DETERMINED BASED ON A DETAILED VISUAL ASSESSMENT. EACH SEGMENT (INTERSECTION TO INTERSECTION) OF EACH COUNTY ROAD IS GIVEN AN RSL AND A RECOMMENDED TREATMENT. RSL IS BASED IN YEARS FROM THE DATE OF INSPECTION, I.E. AN RSL OF 15 MEANS THE ROADWAY HAS APPROXIMATELY 15 YEARS OF SERVICE BEFORE IT NEEDS TO BE RECONSTRUCTED. EACH TIME A ROADWAY IS TREATED THE RSL IS EXTENDED. ROADWAYS WITH AN RSL OF 0 OR NEAR 0 ARE NOT CANDIDATES FOR PAVEMENT PRESERVATION.

LANAI CRACK SEAL LOG FY17								
DATE STARTED		LOCATION	LINEAR FEET	LANE MILES	LABOR/EQUIPMENT COST	MATERIAL COST	TOTAL COST	REASON FOR TREATMENT
8/3/2016	LAMALAMA ST	PAKALI PL TO HOALAUNA ST	317	0.060	\$1,110.60	\$256.60	\$1,367.20	PER RSL/IWORQ*
8/12/2016	S HOALAUNA	LU HAU ST TO END	338	0.064	\$925.05	\$564.52	\$1,489.57	PER RSL/IWORQ*
8/29/2016	HOALAUNA	LAMALAMA TO S HOALAUNA PL	150	0.028	\$549.45	\$461.88	\$1,011.33	PER RSL/IWORQ*
9/6/2016	9TH ST	FRASER AVE TO GAY ST	164	0.031	\$387.18	\$102.64	\$489.82	PER RSL/IWORQ*
9/6/2016		GAY ST TO HOUSTON ST	149	0.028	\$387.18	\$102.64	\$489.82	PER RSL/IWORQ*
9/6/2016		HOUSTON ST TO ILIMA AVE	166	0.031	\$387.18	\$102.64	\$489.82	PER RSL/IWORQ*
9/6/2016		ILIMA AVE TO KIELE ST	166	0.031	\$217.40	\$102.64	\$320.04	PER RSL/IWORQ*
9/6/2016		KIELE ST TO KOALI ST	152	0.029	\$379.68	\$102.64	\$482.32	PER RSL/IWORQ*
9/27/2016		KOALI ST TO LANAI AVE	167	0.032	\$275.68	\$153.96	\$429.64	PER RSL/IWORQ*
9/19/2016	6TH	JACARANDA TO KOELE	149	0.028	\$324.54	\$76.98	\$401.52	PER RSL/IWORQ*
10/3/2016	POLICE STATION				\$600.84	\$102.64	\$703.48	PER RSL/IWORQ*
TOTAL			1768	0.335	\$5,544.78	\$2,129.78	\$7,674.56	

\*DPW CONTRACTS WITH IWORQ TO ASSESS THE CONDITION OF ALL MAUI COUNTY ROADS EVERY 5-YEARS. THE REMAINING SERVICE LIFE (RSL) IS DETERMINED BASED ON A DETAILED VISUAL ASSESSMENT. EACH SEGMENT (INTERSECTION TO INTERSECTION) OF EACH COUNTY ROAD IS GIVEN AN RSL AND A RECOMMENDED TREATMENT. RSL IS BASED IN YEARS FROM THE DATE OF INSPECTION, I.E. AN RSL OF 15 MEANS THE ROADWAY HAS APPROXIMATELY 15 YEARS OF SERVICE BEFORE IT NEEDS TO BE RECONSTRUCTED. EACH TIME A ROADWAY IS TREATED THE RSL IS EXTENDED. ROADWAYS WITH AN RSL OF 0 OR NEAR 0 ARE NOT CANDIDATES FOR PAVEMENT PRESERVATION.

LANAI SEAL COAT LOG FY16							
DATE STARTED		LOCATION	LINEAR FEET	LANE MILES	LABOR/EQUIPMENT COST	MATERIAL COST	REASON FOR TREATMENT
8/12/2015	12TH STREET	FRASER AV TO GAY ST	165	0.031	\$583.92	\$916.70	\$1,500.62 PER RSL/IWORQ*
8/12/2015		GAY ST TO HOUSTON ST	150	0.028	\$218.97	\$1,846.30	\$2,065.27 PER RSL/IWORQ*
8/12/2015		HOUSTON ST TO ILIMA AVE	168	0.032	\$218.97	\$1,147.70	\$1,366.67 PER RSL/IWORQ*
8/25/2015		FRASER AV TO GAY ST	588	0.111	\$583.92	\$934.50	\$1,518.42 PER RSL/IWORQ*
8/25/2015		GAY ST TO HOUSTON ST	540	0.102	\$583.92	\$1,656.50	\$2,240.42 PER RSL/IWORQ*
8/25/2015		HOUSTON ST TO ILIMA AVE	536	0.102	\$583.92	\$801.00	\$1,384.92 PER RSL/IWORQ*
8/27/2015		LANAI AVE TO MANA ST	101	0.019	\$364.95	\$422.75	\$787.70 PER RSL/IWORQ*
8/27/2015		MANA ST TO AHA ST	116	0.022	\$318.59	\$712.00	\$1,030.59 PER RSL/IWORQ*
8/27/2015		AHA ST TO OLAPA ST	152	0.029	\$364.95	\$890.00	\$1,254.95 PER RSL/IWORQ*
8/17/2015	11TH STREET	GAY ST TO HOUSTON ST	435	0.082	\$455.64	\$712.00	\$1,167.64 PER RSL/IWORQ*
8/17/2015		HOUSTON ST TO ILIMA AVE	464	0.088	\$375.64	\$756.50	\$1,132.14 PER RSL/IWORQ*
8/14/2015	13TH STREET	MUKU PL TO LANAI AVE	171	0.032	\$313.85	\$1,047.90	\$1,361.75 PER RSL/IWORQ*
8/14/2015		JASMINE DR TO MUKU PL	149	0.028	\$293.37	\$1,097.80	\$1,391.17 PER RSL/IWORQ*
8/14/2015		ILIMA AVE TO JASMINE DR	164	0.031	\$319.63	\$1,097.80	\$1,417.43 PER RSL/IWORQ*
8/14/2015		HOUSTON ST TO ILIMA AVE	167	0.032	\$307.98	\$1,147.70	\$1,455.68 PER RSL/IWORQ*
8/27/2015		FRASER AV TO GAY ST	166	0.031	\$328.46	\$1,397.20	\$1,725.66 PER RSL/IWORQ*
8/27/2015		GAY ST TO HOUSTON ST	149	0.028	\$291.96	\$1,297.40	\$1,589.36 PER RSL/IWORQ*
8/25/2015	4TH STREET	HOUSTON ST TO ILIMA AVE	66	0.013	\$583.92	\$1,112.50	\$1,696.42 PER RSL/IWORQ*
9/14/2015		JACARANDA TO KOELE	149	0.028	\$267.73	\$1,095.60	\$1,363.33 PER RSL/IWORQ*
9/14/2015		ILIMA AVE TO JACARANDA ST	168	0.032	\$245.60	\$1,095.00	\$1,340.60 PER RSL/IWORQ*
9/14/2015		KOELE ST TO LANAI AVE	168	0.032	\$267.73	\$1,095.60	\$1,363.33 PER RSL/IWORQ*
8/27/2015	5TH STREET	AHAKEA TO CALDWELL	260	0.049	\$1,313.82	\$3,115.00	\$4,428.82 PER RSL/IWORQ*
8/27/2015		LAMA TO AHAKEA	243	0.046	\$1,313.82	\$3,026.00	\$4,339.82 PER RSL/IWORQ*
8/27/2015		CALDWELL TO FRASER	484	0.092	\$1,313.82	\$2,625.50	\$3,939.32 PER RSL/IWORQ*
9/29/2015		ILIAHI TO LAMA	1285	0.243	\$696.15	\$4,005.00	\$4,701.15 PER RSL/IWORQ*
10/27/2015		KAMOKU TO ILIAHI	271	0.051	\$4,907.32	\$3,115.00	\$8,022.32 PER RSL/IWORQ*
9/17/2015	ILIMA AVENUE	12TH TO JASMINE	111	0.021	\$368.40	\$890.00	\$1,258.40 PER RSL/IWORQ*
10/20/2015	ILIAHI	CALDWELL TO AHAKEA	257	0.049	\$719.90	\$2,091.60	\$2,811.50 PER RSL/IWORQ*
10/20/2015		LAMA TO NAIQ	687	0.130	\$1,108.10	\$4,880.40	\$5,988.50 PER RSL/IWORQ*
10/20/2015		KOOLOAULA PL TO LAMA ST	231	0.044	\$656.91	\$1,892.40	\$2,549.31 PER RSL/IWORQ*
10/21/2015		NAU PL TO KOOLOAULA PL	217	0.041	\$729.90	\$1,593.60	\$2,323.50 PER RSL/IWORQ*
10/21/2015		NAIQ TO 5TH STREET	249	0.047	\$693.41	\$1,792.80	\$2,486.21 PER RSL/IWORQ*
10/21/2015	LAMA	5TH ST TO OLOPUA PL	490	0.093	\$619.98	\$3,984.00	\$4,603.98 PER RSL/IWORQ*
10/21/2015		OLOPUA PL TO ILIAHI ST	368	0.070	\$2,039.10	\$3,087.60	\$5,126.70 PER RSL/IWORQ*



10/21/2015	NAIO PLACE	ILIAHI ST TO END	93	0.018	\$281.96	\$1,693.20	\$1,975.16	PER RSL/IWORQ*
10/20/2015	AHAKEA STREET		922	0.175	\$1,459.80	\$7,470.00	\$8,929.80	PER RSL/IWORQ*
10/21/2015	KOOLOAULA PLACE	ILIAHI TO END	376	0.071	\$802.89	\$4,133.40	\$4,936.29	PER RSL/IWORQ*
10/21/2015	NAU PLACE	ILIAHI TO END	345	0.065	\$784.89	\$3,984.00	\$4,768.89	PER RSL/IWORQ*
12/3/2015	OLOPUA PLACE	LAMA ST TO END	124.5	0.024	\$518.28	\$1,643.40	\$2,161.68	PER RSL/IWORQ*
1/5/2016	HA PLACE	END TO AKOLU STREET	398	0.075	\$1,110.67	\$4,980.00	\$6,090.67	PER RSL/IWORQ*
1/5/2016	HUNA WAI ST	OHOHIA ST TO N HOALAUNA PL	246	0.047	\$497.76	\$996.00	\$1,493.76	PER RSL/IWORQ*
1/5/2016		MANELE RD TO N OHOHIA PL	181	0.034	\$559.98	\$1,394.40	\$1,954.38	PER RSL/IWORQ*
1/5/2016	LU HAU ST	S HOALAUNA PL TO OHOHIA ST	244	0.046	\$634.64	\$1,593.60	\$2,228.24	PER RSL/IWORQ*
3/8/2016	LANAI AVE	KAUMALAPAU HY TO AKAHI PL	173	0.033	\$483.40	\$1,494.00	\$1,977.40	PER RSL/IWORQ*
3/8/2016		KUALUA PL TO AKOLU ST	280	0.053	\$1,088.41	\$2,490.00	\$3,578.41	PER RSL/IWORQ*
3/8/2016		AKAHI PL TO KUALUA P	268	0.051	\$389.85	\$1,992.00	\$2,381.85	PER RSL/IWORQ*
4/5/2016	KUALUA PL	LANAI AVE TO END	413	0.078	\$1,190.88	\$5,079.60	\$6,270.48	PER RSL/IWORQ*
4/5/2016	AKOLU PL	AKOLU ST TO END	367	0.070	\$1,332.72	\$3,984.00	\$5,316.72	PER RSL/IWORQ*
4/11/2016		HA TO LANAI AVE	278	0.053	\$1,110.60	\$2,689.20	\$3,799.80	PER RSL/IWORQ*
4/11/2016		PAKALI ST TO HA PL	199	0.038	\$666.36	\$2,191.20	\$2,857.56	PER RSL/IWORQ*
4/20/2016	HOALAUNA ST	HUNA WAI ST TO LAMALAMA ST	246	0.047	\$514.90	\$2,095.80	\$2,610.70	PER RSL/IWORQ*
4/20/2016	S HOALAUNA ST	LAMALAMA ST TO LUHAU ST	315	0.060	\$666.36	\$4,183.20	\$4,849.56	PER RSL/IWORQ*
4/20/2016	N HOALAUNA ST	END TO HUNA WAI ST	339	0.064	\$682.42	\$4,241.50	\$4,923.92	PER RSL/IWORQ*
4/26/2016	S OLOHIA PL	LU HAU ST TO END	456	0.086	\$629.35	\$5,627.40	\$6,256.75	PER RSL/IWORQ*
4/26/2016	OHOHIA ST	HUNA WAI ST TO LU HAU ST	562	0.106	\$888.48	\$4,491.00	\$5,379.48	PER RSL/IWORQ*
4/26/2016	N OHOHIA PL	END TO HUNA WAI ST	192	0.036	\$211.07	\$2,794.40	\$3,005.47	PER RSL/IWORQ*
TOTAL			17103.3	3.239	\$40,859.92	\$129,620.65	\$170,480.57	

\*DPW CONTRACTS WITH IWORQ TO ASSESS THE CONDITION OF ALL MAUI COUNTY ROADS EVERY 5-YEARS. THE REMAINING SERVICE LIFE (RSL) IS DETERMINED BASED ON A DETAILED VISUAL ASSESSMENT. EACH SEGMENT (INTERSECTION TO INTERSECTION) OF EACH COUNTY ROAD IS GIVEN AN RSL AND A RECOMMENDED TREATMENT. RSL IS BASED IN YEARS FROM THE DATE OF INSPECTION, I.E. AN RSL OF 15 MEANS THE ROADWAY HAS APPROXIMATELY 15 YEARS OF SERVICE BEFORE IT NEEDS TO BE RECONSTRUCTED. EACH TIME A ROADWAY IS TREATED THE RSL IS EXTENDED. ROADWAYS WITH AN RSL OF 0 OR NEAR 0 ARE NOT CANDIDATES FOR PAVEMENT PRESERVATION.

4/20/2016	HOALAUNA ST	HUNA WAI ST TO LAMALAMA ST	246	0.047	\$514.90	\$1,180.36	\$1,695.26	PER RSL/IWORQ*
4/20/2016	S HOALAUNA ST	LAMALAMA ST TO LUHAU ST	315	0.060	\$666.36	\$718.48	\$1,384.84	PER RSL/IWORQ*
4/20/2016	N HOALAUNA ST	END TO HUNA WAI ST	339	0.064	\$682.42	\$615.84	\$1,298.26	PER RSL/IWORQ*
4/26/2016	S OLOHIA PL	LU HAU ST TO END	456	0.086	\$629.35	\$821.12	\$1,450.47	PER RSL/IWORQ*
4/26/2016	OHOHIA ST	HUNA WAI ST TO LU HAU ST	562	0.106	\$888.48	\$1,231.68	\$2,120.16	PER RSL/IWORQ*
4/26/2016	N OHOHIA PL	END TO HUNA WAI ST	192	0.036	\$211.07	\$410.56	\$621.63	PER RSL/IWORQ*
TOTAL			14938	2.83	\$31,447.12	\$13,548.48	\$44,995.60	

\*DPW CONTRACTS WITH IWORQ TO ASSESS THE CONDITION OF ALL MAUI COUNTY ROADS EVERY 5-YEARS. THE REMAINING SERVICE LIFE (RSL) IS DETERMINED BASED ON A DETAILED VISUAL ASSESSMENT. EACH SEGMENT (INTERSECTION TO INTERSECTION) OF EACH COUNTY ROAD IS GIVEN AN RSL AND A RECOMMENDED TREATMENT. RSL IS BASED IN YEARS FROM THE DATE OF INSPECTION, I.E. AN RSL OF 15 MEANS THE ROADWAY HAS APPROXIMATELY 15 YEARS OF SERVICE BEFORE IT NEEDS TO BE RECONSTRUCTED. EACH TIME A ROADWAY IS TREATED THE RSL IS EXTENDED. ROADWAYS WITH AN RSL OF 0 OR NEAR 0 ARE NOT CANDIDATES FOR PAVEMENT PRESERVATION.



LANAI CRACK SEAL LOG FY16								
DATE STARTED		LOCATION	LINEAR FEET	LANE MILES	LABOR/EQUIPMENT COST	MATERIAL COST	TOTAL COST	REASON FOR TREATMENT
8/12/2015	12TH STREET	FRASER AV TO GAY ST	165	0.031	\$583.92	\$153.96	\$737.88	PER RSL/IWORQ*
8/12/2015		GAY ST TO HOUSTON ST	150	0.028	\$218.97	\$153.96	\$372.93	PER RSL/IWORQ*
8/12/2015		HOUSTON ST TO ILIMA AVE	168	0.032	\$218.97	\$153.96	\$372.93	PER RSL/IWORQ*
8/27/2015		LANAI AVE TO MANA ST	101	0.019	\$364.95	\$102.64	\$467.59	PER RSL/IWORQ*
8/27/2015		MANA ST TO AHA ST	116	0.022	\$318.59	\$102.64	\$421.23	PER RSL/IWORQ*
8/27/2015		AHA ST TO OLAPA ST	152	0.029	\$364.95	\$153.96	\$518.91	PER RSL/IWORQ*
8/17/2015	11TH STREET	GAY ST TO HOUSTON ST	218	0.041	\$455.64	\$102.64	\$558.28	PER RSL/IWORQ*
8/17/2015		HOUSTON ST TO ILIMA AVE	232	0.044	\$375.64	\$102.64	\$478.28	PER RSL/IWORQ*
8/14/2015	13TH STREET	MUKU PL TO LANAI AVE	171	0.032	\$313.85	\$153.96	\$467.81	PER RSL/IWORQ*
8/14/2015		JASMINE DR TO MUKU PL	149	0.028	\$293.37	\$153.96	\$447.33	PER RSL/IWORQ*
8/14/2015		ILIMA AVE TO JASMINE DR	164	0.031	\$319.63	\$153.96	\$473.59	PER RSL/IWORQ*
8/14/2015		HOUSTON ST TO ILIMA AVE	167	0.032	\$307.98	\$153.96	\$461.94	PER RSL/IWORQ*
8/27/2015		FRASER AV TO GAY ST	166	0.031	\$328.46	\$153.96	\$482.42	PER RSL/IWORQ*
8/27/2015		GAY ST TO HOUSTON ST	149	0.028	\$291.96	\$153.96	\$445.92	PER RSL/IWORQ*
9/14/2015	4TH STREET	JACARANDA TO KOELE	149	0.028	\$267.73	\$102.64	\$370.37	PER RSL/IWORQ*
9/14/2015		ILIMA AVE TO JACARANDA ST	168	0.032	\$245.60	\$102.64	\$348.24	PER RSL/IWORQ*
9/14/2015		KOELE ST TO LANAI AVE	168	0.032	\$267.73	\$102.64	\$370.37	PER RSL/IWORQ*
8/12/2015		HOUSTON ST TO ILIMA AVE	167	0.032	\$145.98	\$153.96	\$299.94	PER RSL/IWORQ*
9/29/2015	5TH STREET	ILIAHI TO LAMA	643	0.122	\$696.15	\$102.64	\$798.79	PER RSL/IWORQ*
8/12/2015		CALDWELL TO AHAKEA	484	0.092	\$437.94	\$102.64	\$540.58	PER RSL/IWORQ*
9/14/2015		KAMOKU ST TO ILIAHI ST	272	0.052	\$122.80	\$102.64	\$225.44	PER RSL/IWORQ*
10/27/2015		AHAKEA ST TO CALDWELL AVE	260	0.049	\$215.06	\$102.64	\$317.70	PER RSL/IWORQ*
10/27/2015		LAMA ST TO AHAKEA ST	243	0.046	\$420.08	\$102.64	\$522.72	PER RSL/IWORQ*
9/14/2015	6TH STREET	ILIMA AVE TO JACARANDA ST	167	0.032	\$184.20	\$102.64	\$286.84	PER RSL/IWORQ*
9/14/2015		JACARANDA TO KOELE	149	0.028	\$122.80	\$102.64	\$225.44	PER RSL/IWORQ*
9/14/2015		KOELE ST TO LANAI AVE	173	0.033	\$122.80	\$102.64	\$225.44	PER RSL/IWORQ*
9/17/2015	ILIMA AVENUE	12TH TO JASMINE	111	0.021	\$368.40	\$51.32	\$419.72	PER RSL/IWORQ*
10/20/2015	ILIAHI	CALDWELL TO AHAKEA	257	0.049	\$719.90	\$102.64	\$822.54	PER RSL/IWORQ*
10/20/2015		LAMA TO NAI0	687	0.130	\$1,108.10	\$102.64	\$1,210.74	PER RSL/IWORQ*
10/20/2015		KOOL0AULA PL TO LAMA ST	231	0.044	\$656.91	\$102.64	\$759.55	PER RSL/IWORQ*
10/21/2015		NAU PL TO KOOL0AULA PL	217	0.041	\$729.90	\$102.64	\$832.54	PER RSL/IWORQ*
10/21/2015		NAIO TO 5TH STREET	249	0.047	\$693.41	\$102.64	\$796.05	PER RSL/IWORQ*
10/21/2015	LAMA	5TH ST TO OLOPUA PL	490	0.093	\$619.98	\$102.64	\$722.62	PER RSL/IWORQ*
10/21/2015		OLOPUA PL TO ILIAHI ST	368	0.070	\$2,039.10	\$102.64	\$2,141.74	PER RSL/IWORQ*
10/21/2015	NAIO PLACE	ILIAHI ST TO END	93	0.018	\$281.96	\$51.32	\$333.28	PER RSL/IWORQ*
10/20/2015	AHAKEA STREET		922	0.175	\$1,459.80	\$153.96	\$1,613.76	PER RSL/IWORQ*
10/21/2015	KOOL0AULA PLACE	ILIAHI TO END	376	0.071	\$802.89	\$102.64	\$905.53	PER RSL/IWORQ*
10/21/2015	NAU PLACE	ILIAHI TO END	345	0.065	\$784.89	\$102.64	\$887.53	PER RSL/IWORQ*
12/3/2015	OLOPUA PLACE	LAMA ST TO END	125	0.024	\$518.28	\$102.64	\$620.92	PER RSL/IWORQ*
1/5/2016	HA PLACE	END TO AKOLU STREET	398	0.075	\$1,110.67	\$102.64	\$1,213.31	PER RSL/IWORQ*
1/5/2016	HUNA WAI ST	OH0HIA ST TO N HOALAUNA PL	246	0.047	\$497.76	\$102.64	\$600.40	PER RSL/IWORQ*
1/5/2016		MANELE RD TO N OH0HIA PL	181	0.034	\$559.98	\$102.64	\$662.62	PER RSL/IWORQ*
1/5/2016	LU HAU ST	S HOALAUNA PL TO OH0HIA ST	244	0.046	\$634.64	\$102.64	\$737.28	PER RSL/IWORQ*
3/8/2016	LANAI AVE	KAUMALAPAU HY TO AKAHI PL	173	0.033	\$483.40	\$205.28	\$688.68	PER RSL/IWORQ*
3/8/2016		KUALUA PL TO AKOLU ST	280	0.053	\$1,088.41	\$513.20	\$1,601.61	PER RSL/IWORQ*
3/8/2016		AKAHI PL TO KUALUA P	268	0.051	\$389.85	\$410.56	\$800.41	PER RSL/IWORQ*
4/5/2016	KUALUA PL	LANAI AVE TO END	413	0.078	\$1,190.88	\$821.12	\$2,012.00	PER RSL/IWORQ*
4/5/2016	AKOLU PL	AKOLU ST TO END	367	0.070	\$1,332.72	\$872.44	\$2,205.16	PER RSL/IWORQ*
4/11/2016		HA TO LANAI AVE	278	0.053	\$1,110.60	\$513.20	\$1,623.80	PER RSL/IWORQ*
4/11/2016		PAKALI ST TO HA PL	199	0.038	\$666.36	\$307.92	\$974.28	PER RSL/IWORQ*

LANAI SEAL COAT LOG FY17								
DATE STARTED		LOCATION	LINEAR FEET	LANE MILES	LABOR/EQUIPMENT COST	MATERIAL COST	TOTAL COST	REASON FOR TREATMENT
8/3/2016	LAMALAMA ST	PAKALI PL TO HOALAUNA ST	317	0.060	\$1,110.60	\$2,589.60	\$3,700.20	PER RSL/IWORQ*
8/12/2016	S HOALAUNA	LU HAU ST TO END	338	0.064	\$925.05	\$4,183.20	\$5,108.25	PER RSL/IWORQ*
8/29/2016	HOALAUNA	LAMALAMA TO S HOALAUNA PL	250	0.047	\$549.45	\$2,894.20	\$3,443.65	PER RSL/IWORQ*
9/19/2016	6TH ST	JACARANDA ST TO KOELE ST	149	0.028	\$324.54	\$1,047.90	\$1,372.44	PER RSL/IWORQ*
9/6/2016	9TH ST	FRASER AVE TO GAY ST	164	0.031	\$387.18	\$998.00	\$1,385.18	PER RSL/IWORQ*
9/6/2016		GAY ST TO HOUSTON ST	149	0.028	\$387.18	\$1,097.80	\$1,484.98	PER RSL/IWORQ*
9/6/2016		HOUSTON ST TO ILIMA AVE	166	0.031	\$387.18	\$1,397.20	\$1,784.38	PER RSL/IWORQ*
9/6/2016		ILIMA AVE TO KIELE ST	166	0.031	\$217.40	\$1,397.20	\$1,614.60	PER RSL/IWORQ*
9/6/2016		KIELE ST TO KOALI ST	152	0.029	\$379.68	\$1,147.70	\$1,527.38	PER RSL/IWORQ*
9/27/2016		KOALI ST TO LANAI AVE	167	0.032	\$275.68	\$1,097.80	\$1,373.48	PER RSL/IWORQ*
10/3/2016	POLICE STATION		NA	NA	\$600.84	\$2,994.00	\$3,594.84	PER RSL/IWORQ*
TOTAL			2018	0.382	\$5,544.78	\$20,844.60	\$26,389.38	

\*DPW CONTRACTS WITH IWORQ TO ASSESS THE CONDITION OF ALL MAUI COUNTY ROADS EVERY 5-YEARS. THE REMAINING SERVICE LIFE (RSL) IS DETERMINED BASED ON A DETAILED VISUAL ASSESSMENT. EACH SEGMENT (INTERSECTION TO INTERSECTION) OF EACH COUNTY ROAD IS GIVEN AN RSL AND A RECOMMENDED TREATMENT. RSL IS BASED IN YEARS FROM THE DATE OF INSPECTION, I.E. AN RSL OF 15 MEANS THE ROADWAY HAS APPROXIMATELY 15 YEARS OF SERVICE BEFORE IT NEEDS TO BE RECONSTRUCTED. EACH TIME A ROADWAY IS TREATED THE RSL IS EXTENDED. ROADWAYS WITH AN RSL OF 0 OR NEAR 0 ARE NOT CANDIDATES FOR PAVEMENT PRESERVATION.

HANA SEAL COAT LOG FY15							
DATE STARTED	LOCATION	LINEAR FEET	LANE MILES	LABOR/EQUIPMENT COST	MATERIAL COST	TOTAL COST	REASON FOR TREATMENT
3/23/2015	UWALA	1642	0.31	\$1,207.20	\$3,735	\$4,942.20	PER RSL/IWORQ*
3/25/2015	UWALA	1642	0.31	\$1,067.76	\$3,735	\$4,802.76	PER RSL/IWORQ*
3/30/2015	UWALA	1642	0.31	\$1,207.20	\$3,735	\$4,942.20	PER RSL/IWORQ*
3/31/2015	UWALA	1642	0.31	\$1,207.20	\$3,735	\$4,942.20	PER RSL/IWORQ*
4/1/2015	MAIA	1600	0.30	\$1,231.36	\$3,735	\$4,966.36	PER RSL/IWORQ*
4/2/2015	MAIA	1600	0.30	\$1,089.12	\$3,735	\$4,824.12	PER RSL/IWORQ*
4/9/2015	MAIA	1500	0.28	\$1,231.36	\$3,735	\$4,966.36	PER RSL/IWORQ*
4/10/2015	MAIA	1500	0.28	\$1,231.36	\$3,735	\$4,966.36	PER RSL/IWORQ*
4/13/2015	UWALA	1642	0.31	\$1,231.36	\$3,735	\$4,966.36	PER RSL/IWORQ*
TOTAL		14410	2.73	\$10,703.92	\$33,615.00	\$44,318.92	

\*DPW CONTRACTS WITH IWORQ TO ASSESS THE CONDITION OF ALL MAUI COUNTY ROADS EVERY 5-YEARS. THE REMAINING SERVICE LIFE (RSL) IS DETERMINED BASED ON A DETAILED VISUAL ASSESSMENT. EACH SEGMENT (INTERSECTION TO INTERSECTION) OF EACH COUNTY ROAD IS GIVEN AN RSL AND A RECOMMENDED TREATMENT. RSL IS BASED IN YEARS FROM THE DATE OF INSPECTION, I.E. AN RSL OF 15 MEANS THE ROADWAY HAS APPROXIMATELY 15 YEARS OF SERVICE BEFORE IT NEEDS TO BE RECONSTRUCTED. EACH TIME A ROADWAY IS TREATED THE RSL IS EXTENDED. ROADWAYS WITH AN RSL OF 0 OR NEAR 0 ARE NOT CANDIDATES FOR PAVEMENT PRESERVATION.