

Personal Empowerment Through Emergency Preparedness

Presented to: Council of the County of Maui
Climate Action & Resilience committee
May 18, 2020




Maui Emergency Management Agency
Presented by: Charnan Carroll

Preparing Makes Sense

During an emergency, help may
not be available immediately

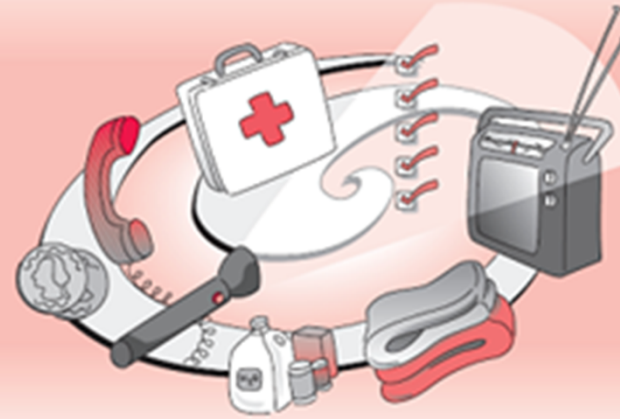
Community preparedness starts
with the individual

Preparing reduces anxiety



The graphic features a red banner at the top with the title "Family Emergency Preparedness Plan". Below the title, a collection of emergency supplies is arranged in a circular pattern. These items include a white first aid kit with a red cross, a black flashlight, a portable radio with two antennas, a pair of red-handled pliers, a small bottle, a roll of bandages, and a red telephone handset. The background of the graphic is a light pinkish-red gradient.


Preparing reduces anxiety



Instilling a culture of preparedness

Disaster Myths

- It's not going to happen
- If it does happen, it's not going to happen to me
- If it happens to me, there's nothing I could have done about it



Be Prepared



Being prepared can have life saving benefits – planning and practice do make a difference!

Take Responsibility

All people, regardless of circumstances, have an obligation to be prepared to take action during an emergency and to assume responsibility for their own safety.



Be Informed

Make A Plan
Build A Kit



Natural Disasters In Our Area



- Flash Floods
- High Surf
- Thunder Storms
- Hurricanes
- Tsunami
- Earthquakes
- Wild Fires
- Infectious Disease

Man-Made Disasters



Stay Informed

Know where to get Maui County emergency information:

- Sign up for Maui County Emergency Alerts – Maka`ala
www.co.maui.hi.us/983/Active-Advisories-Watches-Notifications
- Maui Civil Defense Agency websites
www.co.maui.hi.us/70/Emergency-Management-Agency
www.facebook.com/MauiEMA
- Maui County Radio Stations



MAKA'ALA

Be vigilant, be **alert.**))) 
MAUI COUNTY EMERGENCY ALERT SYSTEM

Emergency information when you need it and how you want it.

**Receive Alerts on
up to 10 different
devices:**

- Cell Phone
- Home Phone
- Text Messages
- Email
- etc.

**Choose up to 5
locations that you
want to be
notified for:**

- Home
- Workplace
- Children's
School
- etc.

**Choose the type of
Alerts
you receive:**

- Flood
- Tsunami
- Tropical
Cyclone/Hurricane
- Wind
- High Surf
- Fire Condition

**And the level of each
type of Alert:**

- Advisory/Watch
level
- Warning level



Other Information & Resources

Emergency Preparedness Websites

MauiReady.org

ready.gov Homeland Security

redcross.org American Red Cross



Hawaii Emergency Management Agency (State)

dod.hawaii.gov/hiema/



**American
Red Cross**

Public Health Emergency Preparedness/Informational Websites

health.hawaii.gov Hawaii Department of Health

cdc.gov Centers for Disease Control and Prevention

Weather

prh.noaa.gov/pr/hnl/ Nat'l. Weather Service – Honolulu

prh.noaa.gov/hnl/cphc/ Central Pacific Hurricane Center

ptwc.weather.gov/ Pacific Tsunami Warning Center



Be Informed

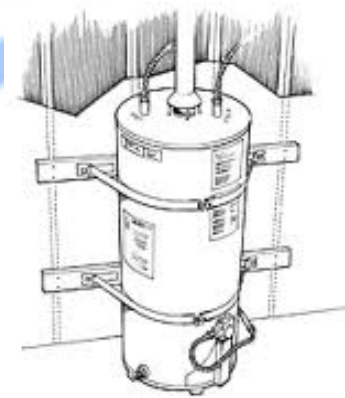
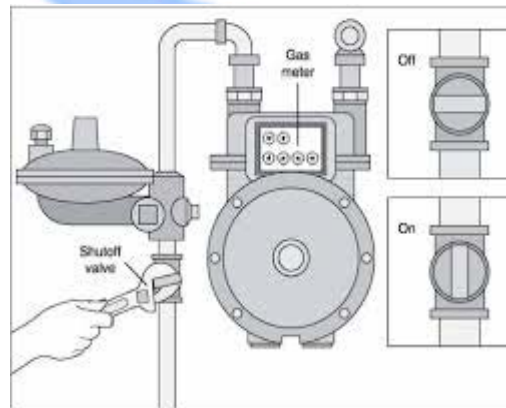
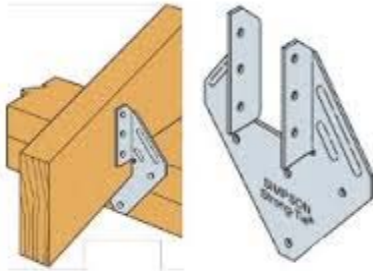
Make A Plan

Build A Kit



Perform Mitigation Measures

- ✓ Act **before** disaster strikes to reduce the effects of the disaster when it occurs.
- ✓ In a disaster, ordinary items in the home can cause injury and damage. Anything that can move, fall, break, or cause a fire is a potential hazard.
- ✓ Make sure that you have adequate home insurance coverage (fire, earthquake, flood)



Develop a Communication Plan

✓ Determine...

- Your Family Contact Person
- Primary Phone Number (Local)
- Alternative Phone Number (Out-Of-State)



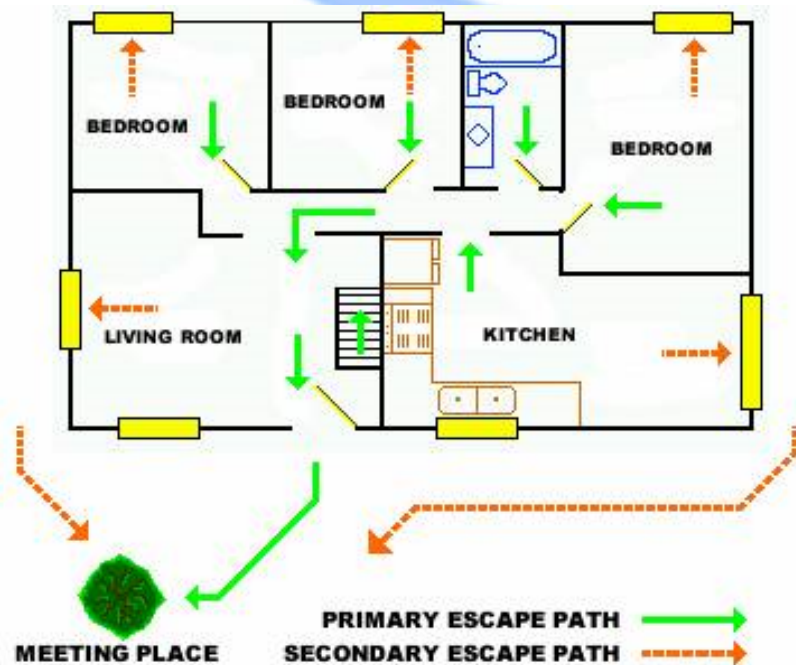
✓ Determine alternative methods of communication in case of interrupted service

- Text
- Email
- Radio



Develop a Plan for a Home Emergency

- ✓ Determine emergency exits and know escape routes
- ✓ Select family meeting places outside your home
- ✓ Practice evacuation plan and earthquake drills



Develop a Plan for a Wide-Spread Disaster

Will you evacuate or shelter in place?

- **Evacuate** – do you have a transportation source, is the evacuation site accessible, do you have enough medical supplies?
- **Shelter in place** – do you have enough water, food, medical supplies?



Persons with Access or Functional Needs

Teach those who may need to assist you in an emergency on what to do:

- the best way to notify you of an emergency
- how to assist with a transfer
- how to operate necessary



Persons with Access or Functional Needs

- ✓ Establish a personal support network
- ✓ Carry an emergency health information card
- ✓ Conduct an “ability self-assessment”
- ✓ Add additional supplies for your specific needs to your emergency kit



Prepare Your Car



- ✓ Keep gas tank at least half full at all times
- ✓ Spare tire - fully inflated
- ✓ Flashlight
- ✓ Reflectors or flashers
- ✓ First aid kit

Practice and maintain your plan

- ✓ Review emergency planning with family members at least every six months.
- ✓ Review floor plan of all levels of your home with normal and emergency exits including two from each bedroom.
- ✓ Conduct fire, earthquake and emergency evacuation drills.
- ✓ Replace stored water and food in emergency kits as necessary.
- ✓ Maintain fire extinguishers and know how to use them.
- ✓ Check smoke alarms on a regular basis.

Be Informed
Make A Plan

Build A Kit

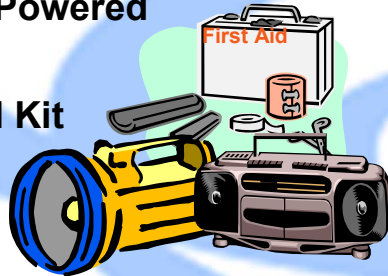


Emergency Supplies

Flashlight

Battery Powered Radio

First Aid Kit



Dressings

- adhesive tape
- bandages

Additional Items

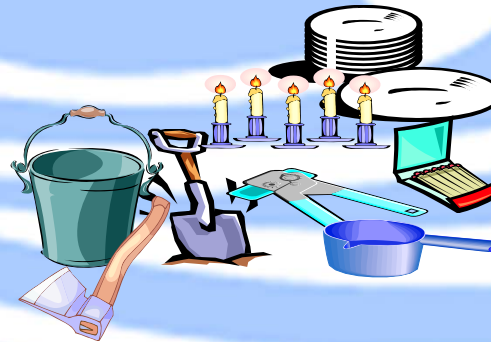

- special needs and elderly
- infant needs
- pet needs

Personal Documents

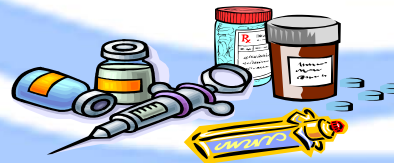
Cash

Food and Water

- canned and dehydrated food
- bottled water
- powdered milk



Medication



Fuel and Light

- Battery powered lantern
- batteries

Equipment


- can opener
- dishpan
- dishes (disposable)

Bedding

- sleeping bag/foil blankets
- plastic sheet/tarp

Clothing and shoes

- one change/person



Personal Supplies

- toiletries
- towels
- book, games

Additional Supplies for Your Specific Needs



Supplies for Your Pets



Tips for Pet Preparedness

Include
furry friends
in your
emergency plan





Any questions?