


**MICHAEL P. VICTORINO**  
Mayor

**SCOTT K. TERUYA**  
Director

**MAY-ANNE A. ALIBIN**  
Deputy Director



**DEPARTMENT OF FINANCE**  
COUNTY OF MAUI  
200 S. HIGH STREET  
WAILUKU, MAUI, HAWAII 96793  
[www.mauicounty.gov](http://www.mauicounty.gov)

RECEIVED

2020 SEP 29 PM 12: 33

OFFICE OF THE MAYOR

September 29, 2020

Honorable Michael P. Victorino  
Mayor, County of Maui  
200 South High Street  
Wailuku, Hawaii 96793

APPROVED FOR TRANSMITTAL

*Michael P. Victorino*  
\_\_\_\_\_  
Mayor

9/29/20  
\_\_\_\_\_  
Date

OFFICE OF THE  
COUNTY CLERK

2020 SEP 30 AM 8: 34

RECEIVED

For Transmittal to:

Honorable Alice Lee, Chair  
and Members of Maui County Council  
200 South High Street  
Wailuku, Hawaii 96793

Dear Chair Lee and Members:

**SUBJECT: FINANCE DIRECTOR'S QUARTERLY REPORT AS OF  
JUNE 30, 2020 (FISCAL YEAR 2020 FOURTH QUARTER)**

In compliance with the Maui County Code 3.08 and the Charter of the County of Maui, Section 8-4.3, I am transmitting one (1) bound copy along with a CD of the Finance Director's Quarterly Report for Fiscal Year (FY) July 1, 2019 to June 30, 2020 as of June 30, 2020 and the Capital Improvement Projects Report as of June 30, 2020.

The numbers presented on these reports are unaudited and may be subject to change pending completion of the County's FY 2020 Comprehensive Annual Financial Report. The reports are also available online on the County of Maui website, under the Department of Finance, Reports & Documents, Finance Director's Quarterly Report, Fiscal Year 2020, 4th Quarter.

Should you have any questions, please feel free to contact me at x7474.

COUNTY COMMUNICATION NO. 20-501

Honorable Alice Lee, Chair  
September 29, 2020  
Page 2

Sincerely,




*for* SCOTT K. TERUYA  
Director of Finance

SKT:rac

Attachments

xc: Moana Lutey, Corporation Counsel  
Sandy Baz, Managing Director  
Michele Yoshimura, Budget Director  
Brian Perry, Community Relations and Communications Director




# COUNTY OF MAUI

STATE OF HAWAII

FINANCE DIRECTOR'S QUARTERLY REPORT

FISCAL YEAR JULY 1, 2019 TO JUNE 30, 2020  
AS OF JUNE 30, 2020



## TABLE OF CONTENTS

### I Graphic Overview:

Revenue - Budget Ordinance by Category	8
Expenditure by Department	9
Countywide Expenditures	11

### II Revenue:

A) Budget Ordinance	
General Fund	-General 14
	-Liquor Control 15
Special Revenue Fund	- Highway 16
	-Wastewater 16
	-Bikeway 16
	-Solid Waste 17
	-EP&S 17
Debt Service Fund	-Debt Service 18
Capital Projects Fund	-Parks Assessment CIP 19
Utility Enterprise Fund	-DWS Revenue Fund 20
	-DWS Water System Dev. 20
B) Appendices / Other	
Special Revenue Fund	-County Revolving 24
	-Intergovernmental Grant 24
	-Sec 8 HUD Housing 25
	-Special Assmt Parks 25
	-Special Assmt Sewer 25
Capital Projects Fund-	26
Utility Enterprise Fund -	28
C) Grant Revenue Report	
	-County Clerk 31
	-Office of Mayor 32
	-Prosecuting Attorney 36
	-Finance 38

### C) Grant Revenue Report-Cont.

-Planning	39
-Police	40
-Fire and Public Safety	45
-Emergency Management Agency	46
-Housing and Human Concerns	47
-Parks and Recreation	53
-Public Works	54
-Transportation	55
-Environmental Management	56

### III Expenditures:


A) Operations by Activity	59
B) Grant Programs	78
C) Revolving / Special Programs	90

### IV Capital Improvement Program by District:

Hana	96
Paia-Haiku	99
Makawao-Pukalani-Kula	102
Wailuku-Kahului	106
Kihei-Makena	115
West Maui	120
Lanai	125
Molokai	127
Countywide	129

### V Appendix:

Glossary	152
Fund Descriptions	154

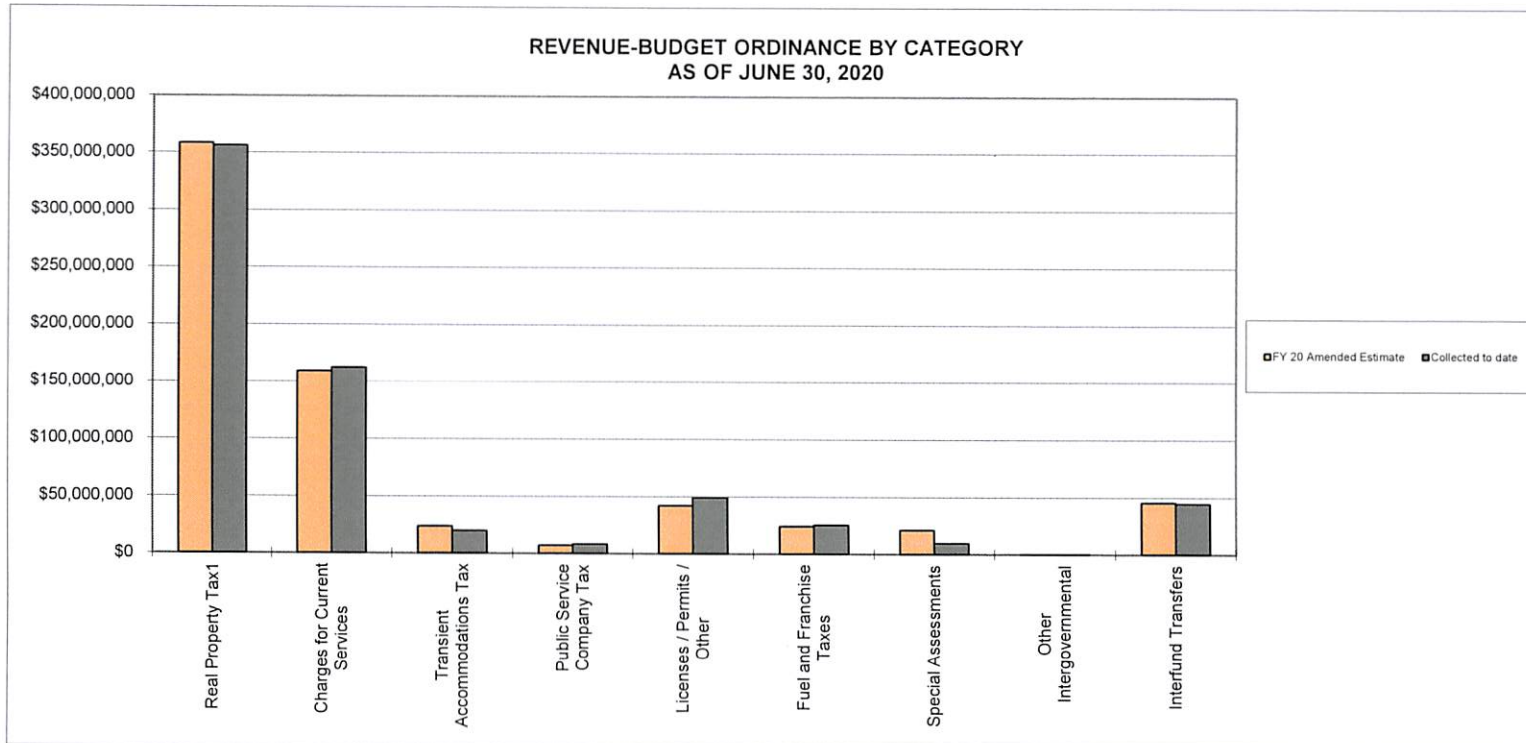


---

# I. Graphic Overview

---

I. Graphic Overview



	FY 20 Original Estimate	FY 20 Amended Estimate	Collected to date	Budget (Over)/Under	% Collected	% Over/(Under)* Prorated Estimate
Real Property Tax <sup>1</sup>	358,036,240	358,036,240	356,089,800	1,946,440	99%	(1%)
Charges for Current Services	159,250,949	159,250,373	162,180,048	(2,929,675)	102%	2%
Transient Accommodations Tax	23,484,000	23,484,000	19,570,000	3,914,000	83%	(17%)
Public Service Company Tax	7,000,000	7,000,000	8,283,871	(1,283,871)	118%	18%
Licenses / Permits / Other	42,473,028	42,245,688	49,285,360	(7,039,672)	117%	17%
Fuel and Franchise Taxes	24,300,000	24,300,000	25,447,565	(1,147,565)	105%	5%
Special Assessments	21,068,650	21,068,650	9,667,224	11,401,426	46%	(54%)
Other Intergovernmental	75,000	75,000	29,207	45,793	39%	(61%)
Interfund Transfers	45,623,028	45,599,651	44,614,752	984,899	98%	(2%)
<b>Total<sup>2</sup></b>	<b>681,310,895</b>	<b>681,059,602</b>	<b>675,167,827</b>	<b>5,891,775</b>	<b>99%</b>	<b>(1%)</b>

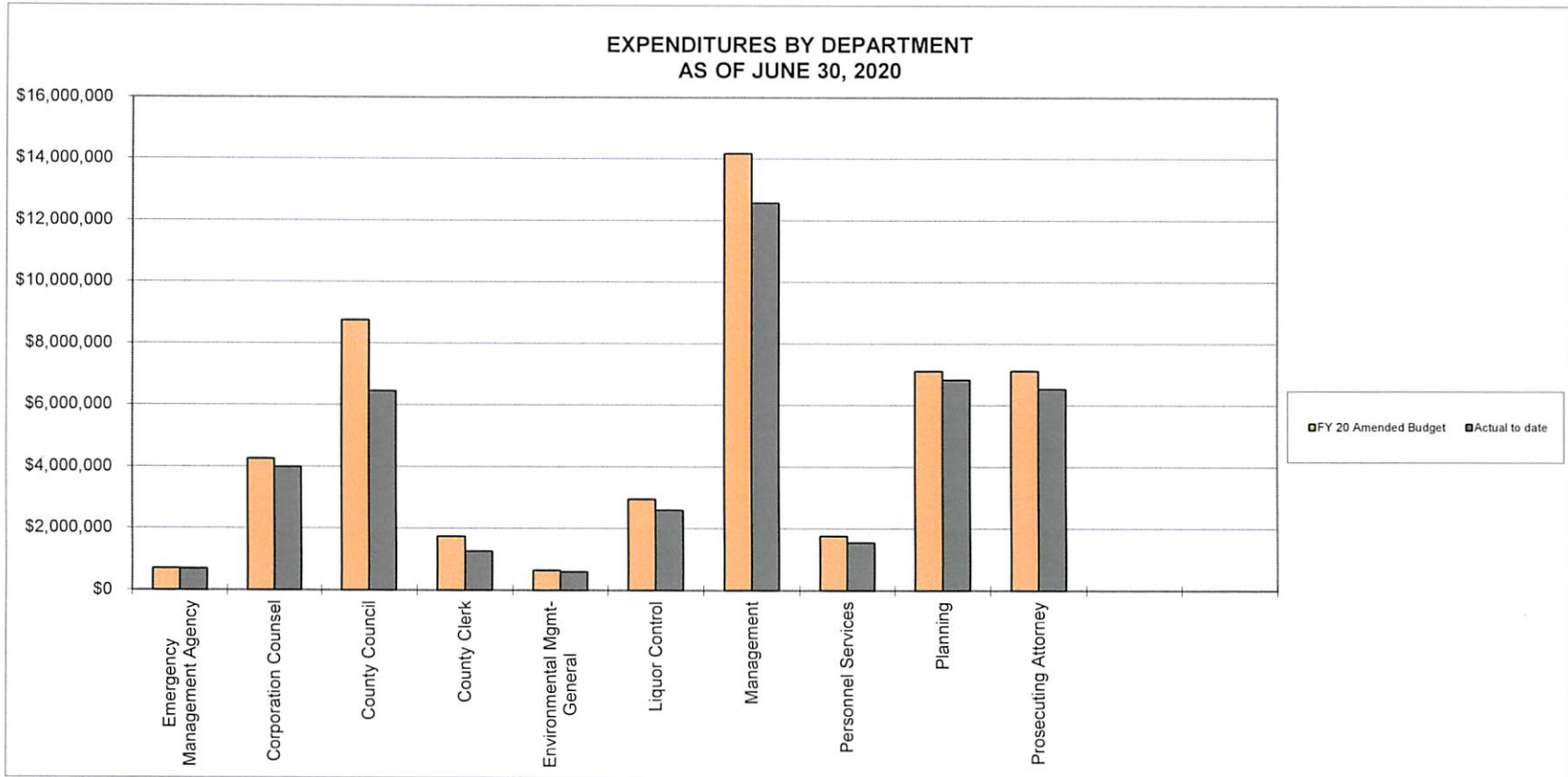
**NOTES:**

<sup>1</sup> Net of circuit breaker adjustment.

<sup>2</sup> Total does not include carryover/savings, bond/lapsed bond proceeds, and/or State Revolving Fund (SRF) loan.

\* Prorated Estimate is 100% of Amended Estimate.

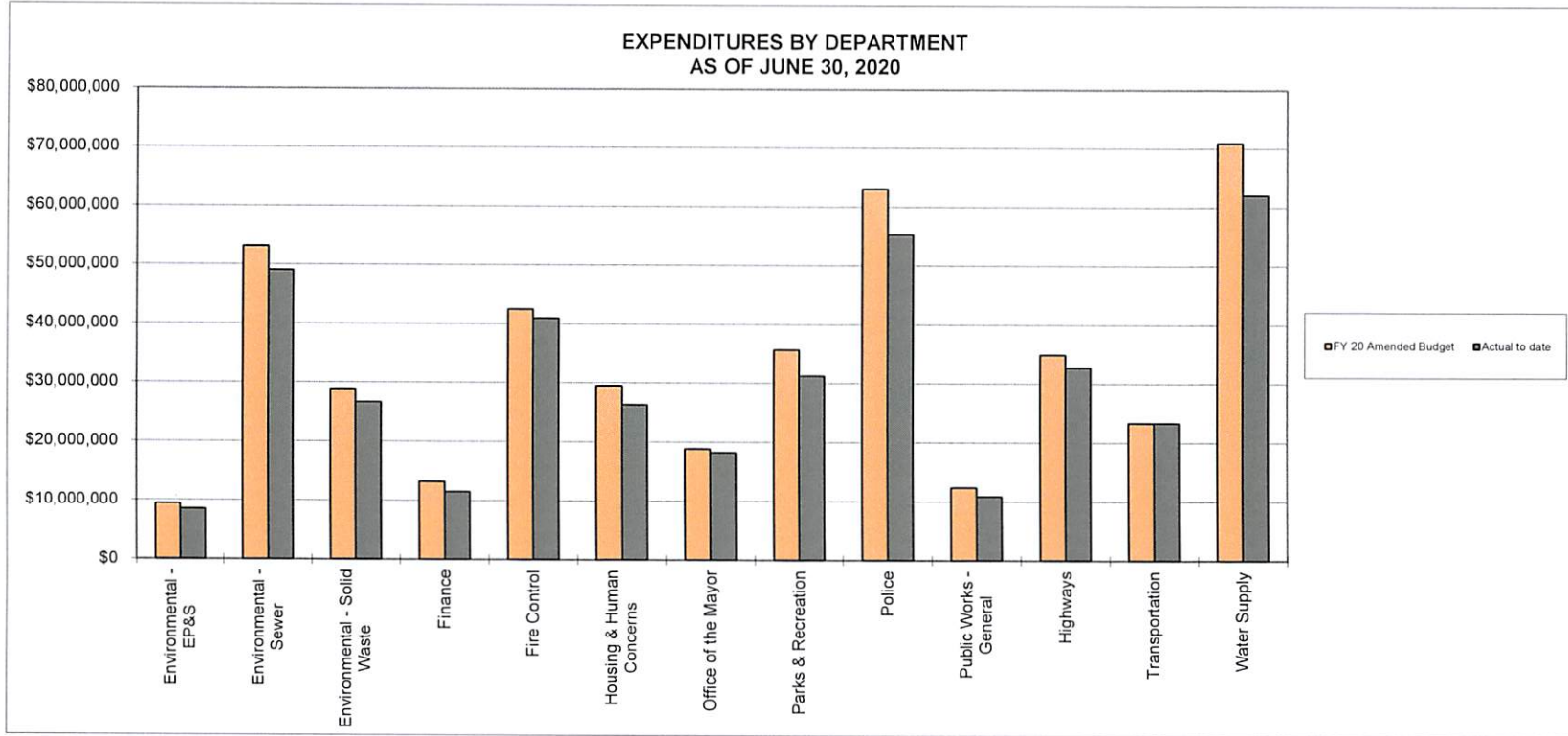




Actual includes encumbrances

	FY 20 Original Budget	FY 20 Amended Budget	Actual to date	(Over)/Under	% Used	% (Over)/Under Prorated Budget *
Emergency Management Agency	683,121	693,621	689,021	4,600	99%	1%
Corporation Counsel	4,261,067	4,261,067	3,991,252	269,815	94%	6%
County Council	8,754,065	8,754,065	6,441,567	2,312,498	74%	26%
County Clerk	1,731,212	1,731,212	1,249,244	481,968	72%	28%
Environmental Mgmt-General	640,490	640,490	592,056	48,434	92%	8%
Liquor Control	2,962,210	2,944,711	2,586,320	358,391	88%	12%
Management	14,172,107	14,172,107	12,572,038	1,600,069	89%	11%
Personnel Services	1,752,786	1,752,786	1,545,180	207,606	88%	12%
Planning	7,097,590	7,097,590	6,812,509	285,081	96%	4%
Prosecuting Attorney	7,106,218	7,106,218	6,515,254	590,964	92%	8%

\*\* Prorated Budget is 100% of Amended Budget

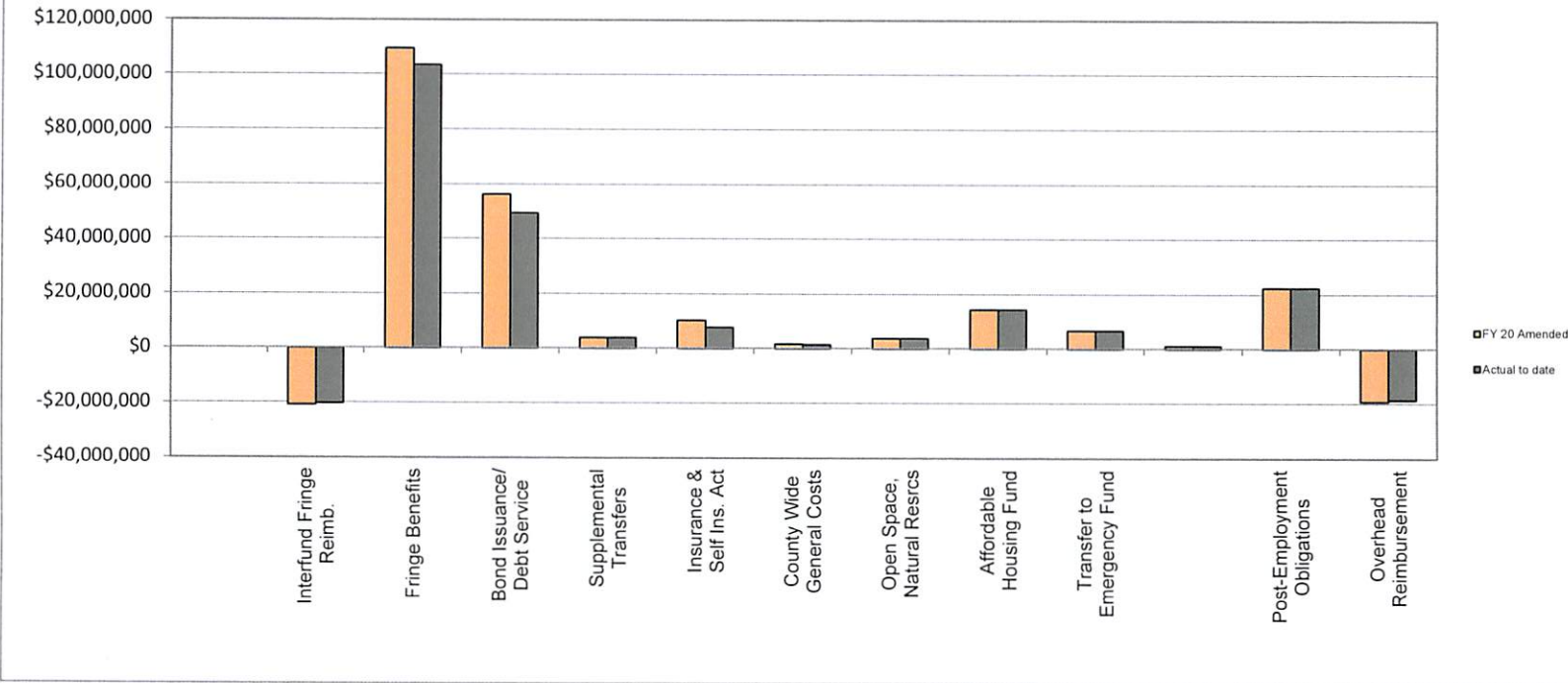


Actual includes encumbrances

	FY 20 Original Budget	FY 20 Amended Budget	Actual to date	(Over)/Under	% Used	% (Over)/Under Prorated Budget *
Environmental - EP&S	8,925,883	9,425,883	8,472,062	953,821	90%	10%
Environmental - Sewer	53,143,361	53,063,360	49,048,424	4,014,936	92%	8%
Environmental - Solid Waste	28,881,124	28,837,722	26,640,621	2,197,101	92%	8%
Finance	13,203,196	13,206,696	11,510,282	1,696,414	87%	13%
Fire Control	41,895,995	42,495,995	40,978,875	1,517,120	96%	4%
Housing & Human Concerns	27,468,426	29,474,426	26,237,424	3,237,002	89%	11%
Office of the Mayor	18,843,854	18,849,354	18,209,946	639,408	97%	3%
Parks & Recreation	33,864,381	35,750,476	31,170,417	4,580,059	87%	13%
Police	62,997,718	63,064,644	55,353,579	7,711,065	88%	12%
Public Works - General	12,390,809	12,390,809	10,871,446	1,519,363	88%	12%
Highways	34,829,547	34,929,007	32,778,567	2,150,440	94%	6%
Transportation	23,326,879	23,326,879	23,330,917	(4,038)	100%	(0%)
Water Supply	70,903,157	70,903,157	62,083,463	8,819,694	88%	12%


\*\* Prorated Budget is 100% of Amended Budget

**COUNTYWIDE EXPENDITURES  
AS OF JUNE 30, 2020**



	FY 20 Original Budget	FY 20 Amended Budget*	Actual to date	(Over)/Under	% Used	% (Over)/Under Prorated Budget **
Interfund Fringe Reimb.	(20,796,402)	(20,933,248)	(20,261,130)	(672,118)	97%	3%
Fringe Benefits	109,573,783	109,544,283	103,393,533	6,150,750	94%	6%
Bond Issuance/Debt Service	55,854,195	56,076,921	49,235,214	6,841,707	88%	12%
Supplemental Transfers	3,817,809	3,794,432	3,794,432	-	100%	0%
Insurance & Self Ins. Act	12,365,000	10,302,074	7,525,223	2,776,851	73%	27%
County Wide General Costs	1,529,206	1,529,206	1,312,531	216,675	86%	14%
Open Space, Natural Resrcs	3,580,362	3,580,362	3,580,362	-	100%	0%
Affordable Housing Fund	14,321,450	14,321,450	14,321,450	-	100%	0%
Transfer to Emergency Fund	6,500,000	6,500,000	6,500,000	-	100%	0%
Transfer to Experimental/Demo H	1,000,000	1,000,000	1,000,000	-	100%	0%
Post-Employment Obligations	22,249,711	22,249,711	22,249,711	-	100%	0%
Overhead Reimbursement	(19,192,625)	(19,242,253)	(18,740,852)	(501,401)	97%	3%
<b>Total</b>	<b>190,802,489</b>	<b>188,722,938</b>	<b>173,910,475</b>	<b>14,812,463</b>	<b>92%</b>	<b>8%</b>

\*\* Prorated Budget is 100% of Amended Budget



---

## II. Revenue

---

### II.A. Budget Ordinance

County of Maui  
Statement of Estimated and Actual Revenue  
Revenue - Budget Ordinance  
Fiscal Year Ending 6/30/2020 - as of 6/30/2020

10	*** GENERAL FUND		Prior	Amended	Year	Budget
	Object		Year	Annual	to Date	(Over)/Under
	* Char ** Subfund *** Fund		Uncollected	Estimate	Collected	
310	Real property taxes		8,927,212	358,036,240	356,089,799	10,873,653
312	Public Service Company Tax			7,000,000	8,283,871	(1,283,871)
<b>31</b>	<b>* Taxes</b>		<b>8,927,212</b>	<b>365,036,240</b>	<b>364,373,670</b>	<b>9,589,782</b>
321	Business licenses and permits			22,000	10,455	11,545
322	Other licenses & permit			4,000,000	5,193,128	(1,193,128)
323	Motor vehicle licenses & fees			4,000,000	4,591,242	(591,240)
<b>32</b>	<b>* Licenses and permits</b>		<b>0</b>	<b>8,022,000</b>	<b>9,794,825</b>	<b>(1,772,823)</b>
330	Federal grants			10,938		10,938
331	Federal payment in lieu of tax			7,188	29,207	(22,020)
333	Transient accommodation taxes			23,484,000	19,570,000	3,914,000
335	Federal grants passed thru the			50,000		50,000
336	State payment in lieu of taxes			6,875		6,875
<b>33</b>	<b>* Intergovernmental revenues</b>		<b>0</b>	<b>23,559,001</b>	<b>19,599,207</b>	<b>3,959,793</b>
341	General government			700,000	873,069	(173,069)
342	Safety			2,597,177	2,086,108	511,069
347	Recreation			1,200,000	1,022,185	177,815
<b>34</b>	<b>* Charges for current services</b>		<b>0</b>	<b>4,497,177</b>	<b>3,981,362</b>	<b>515,815</b>
351	Penalties and interest			2,000,000	2,604,211	(604,211)
353	Unclaimed monies				22,482	(22,482)
<b>35</b>	<b>* Fines and forfeitures</b>		<b>0</b>	<b>2,000,000</b>	<b>2,626,693</b>	<b>(626,693)</b>
361	Interest on investments			4,653,643	3,385,168	1,268,475
362	Rental income			118,500	154,717	(36,217)
<b>36</b>	<b>* Interest &amp; investment</b>		<b>0</b>	<b>4,772,143</b>	<b>3,539,885</b>	<b>1,232,258</b>
362	Rental income			31,500	42,947	(11,447)
377	Miscellaneous general receipts			35,000	233,895	(198,896)
378	Miscellaneous program receipts			665,000	1,109,193	(444,193)
<b>37</b>	<b>* Other revenues</b>		<b>0</b>	<b>731,500</b>	<b>1,386,035</b>	<b>(654,536)</b>
741	Special Revenue Funds			23,237,078	23,491,107	(254,029)
744	Other Governmental Funds			4,970,006	4,970,006	
745	Proprietary Funds			1,896,833	1,435,774	461,059

County of Maui  
Statement of Estimated and Actual Revenue  
Revenue - Budget Ordinance  
Fiscal Year Ending 6/30/2020 - as of 6/30/2020

10	*** GENERAL FUND		Prior Year Uncollected	Amended Annual Estimate	Year to Date Collected	Budget (Over)/Under
Object	* Char	** Subfund	*** Fund			
74	*	Transfers in	0	30,103,917	29,896,887	207,030
Subfund	**	General Fund	8,927,212	438,721,978	435,198,564	12,450,626
321		Business licenses and permits		2,257,607	2,210,979	46,628
32	*	Licenses and permits	0	2,257,607	2,210,979	46,628
Subfund	**	Liquor Control Fund	0	2,257,607	2,210,979	46,628
Fund	***	GENERAL FUND	8,927,212	440,979,585	437,409,543	12,497,254

**County of Maui**  
**Statement of Estimated and Actual Revenue**  
**Revenue - Budget Ordinance**  
**Fiscal Year Ending 6/30/2020 - as of 6/30/2020**

11	*** SPECIAL REVENUE FUND	Prior	Amended	Year	Budget
Object		Year	Annual	to Date	(Over)/Under
* Char	** Subfund *** Fund	Uncollected	Estimate	Collected	
313	Franchise Tax		8,500,000	9,645,755	(1,145,755)
314	Fuel Tax		15,800,000	15,801,810	(1,810)
<b>31</b>	<b>* Taxes</b>	<b>0</b>	<b>24,300,000</b>	<b>25,447,565</b>	<b>(1,147,565)</b>
323	Motor vehicle licenses & fees		23,999,438	25,636,561	(1,637,123)
<b>32</b>	<b>* Licenses and permits</b>	<b>0</b>	<b>23,999,438</b>	<b>25,636,561</b>	<b>(1,637,123)</b>
343	Public Transit Bus Fare		2,400,000	2,335,018	64,982
<b>34</b>	<b>* Charges for current services</b>	<b>0</b>	<b>2,400,000</b>	<b>2,335,018</b>	<b>64,982</b>
377	Miscellaneous general receipts			(141,901)	141,901
378	Miscellaneous program receipts			18,015	(18,015)
<b>37</b>	<b>* Other revenues</b>	<b>0</b>	<b>0</b>	<b>(123,886)</b>	<b>123,886</b>
740	General Fund		880,655	955,655	(75,000)
744	Other Governmental Funds		340,000	188,525	151,475
<b>74</b>	<b>* Transfers in</b>	<b>0</b>	<b>1,220,655</b>	<b>1,144,180</b>	<b>76,475</b>
<b>Subfund ** Highway Fund</b>		<b>0</b>	<b>51,920,093</b>	<b>54,439,438</b>	<b>(2,519,345)</b>
322	Other licenses & permit			38,393	(38,393)
<b>32</b>	<b>* Licenses and permits</b>	<b>0</b>	<b>0</b>	<b>38,393</b>	<b>(38,393)</b>
346	Waste management	2,976,023	58,395,180	58,042,203	3,329,000
<b>34</b>	<b>* Charges for current services</b>	<b>2,976,023</b>	<b>58,395,180</b>	<b>58,042,203</b>	<b>3,329,000</b>
352	Fines			300,000	(300,000)
<b>35</b>	<b>* Fines and forfeitures</b>	<b>0</b>	<b>0</b>	<b>300,000</b>	<b>(300,000)</b>
378	Miscellaneous program receipts		40,000	23,847	16,154
<b>37</b>	<b>* Other revenues</b>	<b>0</b>	<b>40,000</b>	<b>23,847</b>	<b>16,154</b>
744	Other Governmental Funds			(1,645)	1,645
<b>74</b>	<b>* Transfers in</b>	<b>0</b>	<b>0</b>	<b>(1,645)</b>	<b>1,645</b>
<b>Subfund ** Sewer Fund</b>		<b>2,976,023</b>	<b>58,435,180</b>	<b>58,402,798</b>	<b>3,008,406</b>
323	Motor vehicle licenses & fees			72,781	(72,781)
<b>32</b>	<b>* Licenses and permits</b>	<b>0</b>	<b>0</b>	<b>72,781</b>	<b>(72,781)</b>



County of Maui  
Statement of Estimated and Actual Revenue  
Revenue - Budget Ordinance  
Fiscal Year Ending 6/30/2020 - as of 6/30/2020

11	*** SPECIAL REVENUE FUND		Prior	Amended	Year	Budget
Object			Year	Annual	to Date	(Over)/Under
* Char	** Subfund	*** Fund	Uncollected	Estimate	Collected	
<b>Subfund ** Bikeway Fund</b>			0	0	72,781	(72,781)
344	Refuse			10,600,175	10,615,560	(15,385)
345	Landfill Disposal Fee		2,960,364	17,097,841	13,796,548	6,261,657
<b>34</b>	<b>* Charges for current services</b>		<b>2,960,364</b>	<b>27,698,016</b>	<b>24,412,108</b>	<b>6,246,272</b>
378	Miscellaneous program receipts				8,487	(8,487)
<b>37</b>	<b>* Other revenues</b>		<b>0</b>	<b>0</b>	<b>8,487</b>	<b>(8,487)</b>
740	General Fund			875,618	875,618	
741	Special Revenue Funds			627,217	880,730	(253,513)
<b>74</b>	<b>* Transfers in</b>		<b>0</b>	<b>1,502,835</b>	<b>1,756,348</b>	<b>(253,513)</b>
<b>Subfund ** Solid Waste Fund</b>			<b>2,960,364</b>	<b>29,200,851</b>	<b>26,176,943</b>	<b>5,984,272</b>
380	Assessment revenue				966,610	(966,610)
<b>38</b>	<b>* Assessments</b>		<b>0</b>	<b>0</b>	<b>966,610</b>	<b>(966,610)</b>
<b>Subfund ** Special Parks Assessment</b>			<b>0</b>	<b>0</b>	<b>966,610</b>	<b>(966,610)</b>
380	Assessment revenue				1,388,643	(1,388,643)
<b>38</b>	<b>* Assessments</b>		<b>0</b>	<b>0</b>	<b>1,388,643</b>	<b>(1,388,643)</b>
<b>Subfund ** Special Sewer Assessment Fund</b>			<b>0</b>	<b>0</b>	<b>1,388,643</b>	<b>(1,388,643)</b>
344	Refuse				3,954,925	(3,954,925)
345	Landfill Disposal Fee			1,370,000	2,145,223	(775,223)
<b>34</b>	<b>* Charges for current services</b>		<b>0</b>	<b>1,370,000</b>	<b>6,100,148</b>	<b>(4,730,148)</b>
740	General Fund				2,038,159	(2,038,159)
741	Special Revenue Funds			4,968,159	2,225,089	2,743,070
<b>74</b>	<b>* Transfers in</b>		<b>0</b>	<b>4,968,159</b>	<b>4,263,248</b>	<b>704,911</b>
<b>Subfund ** Environmental P&amp;S Fund</b>			<b>0</b>	<b>6,338,159</b>	<b>10,363,396</b>	<b>(4,025,237)</b>
<b>Fund *** SPECIAL REVENUE FUND</b>			<b>5,936,387</b>	<b>145,894,283</b>	<b>151,810,609</b>	<b>20,062</b>

**County of Maui**  
**Statement of Estimated and Actual Revenue**  
**Revenue - Budget Ordinance**  
**Fiscal Year Ending 6/30/2020 - as of 6/30/2020**

12	*** DEBT SERVICE FUND		Prior Year Uncollected	Amended Annual Estimate	Year to Date Collected	Budget (Over)/Under
Object	* Char ** Subfund *** Fund					
682	Interest and issuance costs			1,462,547	1,462,547	
684	Principal			5,313,738	5,313,736	2
68	* Debt service		0	6,776,285	6,776,283	2
Subfund	** Debt Service Fund		0	6,776,285	6,776,283	2
Fund	*** DEBT SERVICE FUND		0	6,776,285	6,776,283	2

County of Maui  
Statement of Estimated and Actual Revenue  
Revenue - Budget Ordinance  
Fiscal Year Ending 6/30/2020 - as of 6/30/2020


13	*** CAPITAL PROJECTS FUND	Prior	Amended	Year	Budget
Object	Char    ** Subfund    *** Fund	Year	Annual	to Date	(Over)/Under
		Uncollected	Estimate	Collected	
744	Other Governmental Funds		1,068,650	1,068,650	
74	* Transfers in	0	1,068,650	1,068,650	0
Subfund **	Parks Assessments CIP	0	1,068,650	1,068,650	0
361	Interest on investments			958	(958)
36	* Interest & investment	0	0	958	(958)
Subfund **	2008 GO Bond Issue	0	0	958	(958)
361	Interest on investments			32	(32)
36	* Interest & investment	0	0	32	(32)
Subfund **	2010 B GO Bond Issue tax exempt	0	0	32	(32)
361	Interest on investments			(6)	6
36	* Interest & investment	0	0	(6)	6
Subfund **	2012 B GO Bond	0	0	(6)	6
361	Interest on investments			13,022	(13,022)
36	* Interest & investment	0	0	13,022	(13,022)
Subfund **	2014 GO Bond	0	0	13,022	(13,022)
361	Interest on investments			200	(200)
36	* Interest & investment	0	0	200	(200)
Subfund **	2015 GO Bond	0	0	200	(200)
361	Interest on investments			395,880	(395,880)
36	* Interest & investment	0	0	395,880	(395,880)
Subfund **	2018 GO Bond	0	0	395,880	(395,880)
Fund	*** CAPITAL PROJECTS FUND	0	1,068,650	1,478,736	(410,086)

County of Maui  
Statement of Estimated and Actual Revenue  
Revenue - Budget Ordinance  
Fiscal Year Ending 6/30/2020 - as of 6/30/2020

25	*** UTILITY ENTERPRISE FUND					
	Object		Prior	Amended	Year	
	* Char	** Subfund	Year	Annual	to Date	
		*** Fund	Uncollected	Estimate	Collected	
					Budget	
					(Over)/Under	
361		Interest on investments			54,122	(54,122)
36	*	Interest & investment	0	0	54,122	(54,122)
Subfund	**	DWS 2012 GO BOND FUND	0	0	54,122	(54,122)
361		Interest on investments			1,695	(1,695)
36	*	Interest & investment	0	0	1,695	(1,695)
Subfund	**	DWS 2014 GO BOND FUND	0	0	1,695	(1,695)
349		Water Sales		64,999,444	67,078,751	(2,079,307)
350		Other Revenue		918,356	1,008,261	(89,905)
34	*	Charges for current services	0	65,917,800	68,087,012	(2,169,212)
361		Interest on investments		400,000	3,193,265	(2,793,265)
36	*	Interest & investment	0	400,000	3,193,265	(2,793,265)
354		Other Non-Operating Revenue		23,000	98,486	(75,486)
372		Capital contributions			4,155,724	(4,155,724)
37	*	Other revenues	0	23,000	4,254,210	(4,231,210)
Subfund	**	DWS Revenue Fund	0	66,340,800	75,534,487	(9,193,687)
372		Capital contributions			2,089,242	(2,089,242)
37	*	Other revenues	0	0	2,089,242	(2,089,242)
748		Assessment Funds		20,000,000		20,000,000
74	*	Transfers in	0	20,000,000	0	20,000,000
Subfund	**	DWS Water System Development	0	20,000,000	2,089,242	17,910,758
361		Interest on investments			10,963	(10,963)
36	*	Interest & investment	0	0	10,963	(10,963)
Subfund	**	DWS 2007 GO Bond Fund	0	0	10,963	(10,963)
361		Interest on investments			2,145	(2,145)
36	*	Interest & investment	0	0	2,145	(2,145)
Subfund	**	DWS 2009-10-11 GO BOND FUND	0	0	2,145	(2,145)
Fund	***	UTILITY ENTERPRISE FUND	0	86,340,800	77,692,654	8,648,146

**County of Maui**  
**Statement of Estimated and Actual Revenue**  
**Revenue - Budget Ordinance**  
**Fiscal Year Ending 6/30/2020 - as of 6/30/2020**

25	*** UTILITY ENTERPRISE FUND					
	Object		Prior	Amended	Year	
	* Char ** Subfund *** Fund		Year	Annual	to Date	
			Uncollected	Estimate	Collected	
					Budget	
					(Over)/Under	
	Grand Total		14,863,599	681,059,603	675,167,825	20,755,378



---

## II. Revenue

---

II.B. Appendices / Other

County of Maui  
Statement of Estimated and Actual Revenue  
Revenue - Appendices / Other  
Fiscal Year Ending 6/30/2020 - as of 6/30/2020

11	*** SPECIAL REVENUE FUND				
Object		Prior	Amended	Year	Budget
* Char	** Subfund *** Fund	Year	Annual	to Date	(Over)/Under
		Uncollected	Estimate	Collected	
321	Business licenses and permits			17,500	(17,500)
322	Other licenses & permit			76,033	(76,033)
324	Ocean Permits			68,300	(68,300)
<b>32</b>	<b>* Licenses and permits</b>	<b>0</b>	<b>0</b>	<b>161,833</b>	<b>(161,833)</b>
341	General government			275,738	(275,738)
344	Refuse			191,825	(191,825)
347	Recreation			18,423	(18,423)
<b>34</b>	<b>* Charges for current services</b>	<b>0</b>	<b>0</b>	<b>485,986</b>	<b>(485,986)</b>
352	Fines			104,331	(104,331)
<b>35</b>	<b>* Fines and forfeitures</b>	<b>0</b>	<b>0</b>	<b>104,331</b>	<b>(104,331)</b>
362	Rental income		152,943	77,018	75,925
370	Misc income revolving		12,888,884	3,639,662	9,249,222
371	Operating contributions		287,882	468,882	(181,000)
377	Miscellaneous general receipts		30,000	30,000	
378	Miscellaneous program receipts		1,582,041	88,795	1,493,247
<b>37</b>	<b>* Other revenues</b>	<b>0</b>	<b>14,941,750</b>	<b>4,304,357</b>	<b>10,637,394</b>
740	General Fund		26,241,812	25,401,812	840,000
741	Special Revenue Funds		1,483,047	1,483,047	
744	Other Governmental Funds		41,391,744	11,352,573	30,039,170
<b>74</b>	<b>* Transfers in</b>	<b>0</b>	<b>69,116,603</b>	<b>38,237,432</b>	<b>30,879,170</b>
<b>Subfund **</b>	<b>County Revolving Funds</b>	<b>0</b>	<b>84,058,353</b>	<b>43,293,939</b>	<b>40,764,414</b>
330	Federal grants	358,541	4,153,712	3,565,954	946,300
334	State grants	1,047,853	13,179,614	6,294,780	7,932,687
335	Federal grants passed thru the	7,673,851	83,150,408	40,720,166	50,104,099
<b>33</b>	<b>* Intergovernmental revenues</b>	<b>9,080,245</b>	<b>100,483,734</b>	<b>50,580,900</b>	<b>58,983,086</b>
370	Misc income revolving		17,924	41,614	(23,690)
371	Operating contributions		272,744	244,785	27,959
378	Miscellaneous program receipts			36,179	(36,179)
<b>37</b>	<b>* Other revenues</b>	<b>0</b>	<b>290,668</b>	<b>322,578</b>	<b>(31,910)</b>
741	Special Revenue Funds		505,574	494,325	11,249



County of Maui  
Statement of Estimated and Actual Revenue  
Revenue - Appendices / Other  
Fiscal Year Ending 6/30/2020 - as of 6/30/2020

11	*** SPECIAL REVENUE FUND	Prior	Amended	Year	Budget
Object	Char ** Subfund *** Fund	Year	Annual	to Date	(Over)/Under
		Uncollected	Estimate	Collected	
74	* Transfers in	0	505,574	494,325	11,249
Subfund **	Intergovernmental Grant Fund	9,080,245	101,279,976	51,397,803	58,962,425
330	Federal grants		1,908,800	22,659,664	(20,750,864)
335	Federal grants passed thru the			557,102	(557,102)
33	* Intergovernmental revenues	0	1,908,800	23,216,766	(21,307,966)
361	Interest on investments		32,383	27,323	5,058
36	* Interest & investment	0	32,383	27,323	5,058
741	Special Revenue Funds		1,048,077	1,048,077	
74	* Transfers in	0	1,048,077	1,048,077	0
Subfund **	Sec.8 Hud Housing Assistance	0	2,989,260	24,292,166	(21,302,908)
380	Assessment revenue			966,610	(966,610)
38	* Assessments	0	0	966,610	(966,610)
Subfund **	Special Parks Assessment	0	0	966,610	(966,610)
380	Assessment revenue			1,388,643	(1,388,643)
38	* Assessments	0	0	1,388,643	(1,388,643)
Subfund **	Special Sewer Assessment Fund	0	0	1,388,643	(1,388,643)
344	Refuse			3,954,925	(3,954,925)
345	Landfill Disposal Fee		1,370,000	2,145,223	(775,223)
34	* Charges for current services	0	1,370,000	6,100,148	(4,730,148)
740	General Fund			2,038,159	(2,038,159)
741	Special Revenue Funds		4,968,159	2,225,089	2,743,070
74	* Transfers in	0	4,968,159	4,263,248	704,911
770	Carryover Savings		3,087,724		3,087,724
77	* Carryover savings	0	3,087,724	0	3,087,724
Subfund **	Environmental P&S Fund	0	9,425,883	10,363,396	(937,513)
Fund ***	SPECIAL REVENUE FUND	9,080,245	197,753,472	131,702,557	75,131,165

County of Maui  
Statement of Estimated and Actual Revenue  
Revenue - Appendices / Other  
Fiscal Year Ending 6/30/2020 - as of 6/30/2020


13	*** CAPITAL PROJECTS FUND		Prior Year Uncollected	Amended Annual Estimate	Year to Date Collected	Budget (Over)/Under
Object	* Char ** Subfund *** Fund					
334	State grants			6,666,780	166,780	6,500,000
33	* Intergovernmental revenues		0	6,666,780	166,780	6,500,000
Subfund **	State CIP Grants		0	6,666,780	166,780	6,500,000
335	Federal grants passed thru the			5,652,910	9,826,105	(4,173,195)
33	* Intergovernmental revenues		0	5,652,910	9,826,105	(4,173,195)
Subfund **	State CIP Grants - DOT		0	5,652,910	9,826,105	(4,173,195)
733	SRF & USDA Loans			9,578,290	17,139,370	(7,561,080)
72	* Issuance of debt		0	9,578,290	17,139,370	(7,561,080)
Subfund **	State CIP Loans		0	9,578,290	17,139,370	(7,561,080)
743	Capital Projects Fund			382,411		382,411
744	Other Governmental Funds				382,411	(382,411)
74	* Transfers in		0	382,411	382,411	0
Subfund **	Lapsed Bond Projects		0	382,411	382,411	0
361	Interest on investments				958	(958)
36	* Interest & investment		0	0	958	(958)
Subfund **	2008 GO Bond Issue		0	0	958	(958)
361	Interest on investments				32	(32)
36	* Interest & investment		0	0	32	(32)
Subfund **	2010 B GO Bond Issue tax exempt		0	0	32	(32)
361	Interest on investments				(6)	6
36	* Interest & investment		0	0	(6)	6
Subfund **	2012 B GO Bond		0	0	(6)	6
361	Interest on investments				13,022	(13,022)
36	* Interest & investment		0	0	13,022	(13,022)
Subfund **	2014 GO Bond		0	0	13,022	(13,022)
361	Interest on investments				200	(200)

County of Maui  
Statement of Estimated and Actual Revenue  
Revenue - Appendices / Other  
Fiscal Year Ending 6/30/2020 - as of 6/30/2020

13	*** CAPITAL PROJECTS FUND		Prior Year Uncollected	Amended Annual Estimate	Year to Date Collected	Budget (Over)/Under
Object	* Char	** Subfund	*** Fund			
36	*	Interest & investment	0	0	200	(200)
Subfund	**	2015 GO Bond	0	0	200	(200)
361		Interest on investments			395,880	(395,880)
36	*	Interest & investment	0	0	395,880	(395,880)
Subfund	**	2018 GO Bond	0	0	395,880	(395,880)
730		General Obligation Bonds		80,821,080		80,821,080
72	*	Issuance of debt	0	80,821,080	0	80,821,080
Subfund	**	2020 GO Bond	0	80,821,080	0	80,821,080
Fund	***	CAPITAL PROJECTS FUND	0	103,101,471	27,924,752	75,176,719

**County of Maui**  
**Statement of Estimated and Actual Revenue**  
**Revenue - Appendices / Other**  
**Fiscal Year Ending 6/30/2020 - as of 6/30/2020**

25	*** UTILITY ENTERPRISE FUND				
Object		Prior	Amended	Year	Budget
* Char	** Subfund	Year	Annual	to Date	(Over)/Under
*** Fund		Uncollected	Estimate	Collected	
733	SRF & USDA Loans		4,250,000	2,539,399	1,710,601
72	* Issuance of debt	0	4,250,000	2,539,399	1,710,601
Subfund	** DWS SRF	0	4,250,000	2,539,399	1,710,601
361	Interest on investments			10,963	(10,963)
36	* Interest & investment	0	0	10,963	(10,963)
Subfund	** DWS 2007 GO Bond Fund	0	0	10,963	(10,963)
361	Interest on investments			2,145	(2,145)
36	* Interest & investment	0	0	2,145	(2,145)
Subfund	** DWS 2009-10-11 GO BOND FUND	0	0	2,145	(2,145)
Fund	*** UTILITY ENTERPRISE FUND	0	4,250,000	2,552,507	1,697,493
	Grand Total	9,080,245	305,104,943	162,179,816	152,005,377



---

## II. Revenue

---

### II.C. Grant Revenue Report

**County of Maui**

**County Clerk**

**Grant Revenues & Expenditures Quarterly Report - by Index and Fiscal Year as of 6/30/2020**

<u>Index</u>	<u>Index Title</u>	<u>FY</u>	<u>Beginning Fund Balance</u>	<u>Revenue</u>	<u>Expenditures</u>	<u>Transfers In</u>	<u>Transfers Out</u>	<u>Ending Fund Balance</u>
106017	IMPL OF ELECTION BY MAIL	2020		(106,176.00)	76,335.30			(29,840.70)
				<u>(106,176.00)</u>	<u>76,335.30</u>	<u>0.00</u>	<u>0.00</u>	
	<b>Grand Total</b>			<b>(106,176.00)</b>	<b>76,335.30</b>	<b>0.00</b>	<b>0.00</b>	

County of Maui

Office of the Mayor

Grant Revenues & Expenditures Quarterly Report - by Index and Fiscal Year as of 6/30/2020

Index	Index Title	FY	Beginning Fund Balance	Revenue	Expenditures	Transfers In	Transfers Out	Ending Fund Balance
106803	CDBG PROGRAM ADMIN PY19	2020		(245,998.38)	318,648.01			72,649.63
				(245,998.38)	318,648.01	0.00	0.00	
106812	WIOA YOUTH ACTIVITIES	2020		0.00	(22.15)			(22.15)
				0.00	(22.15)	0.00	0.00	
106814	WIOA RAPID RESPONSE PY18	2020		(2,058.15)	63,231.62			61,173.47
				(2,058.15)	63,231.62	0.00	0.00	
106817	WIOA ADULT PROGRAM	2020		0.00	(22.14)			(22.14)
				0.00	(22.14)	0.00	0.00	
106818	WIOA ADMIN PY2019	2020		0.00	21,928.16			21,928.16
				0.00	21,928.16	0.00	0.00	
106821	CAMERON CTR REHAB & IMPRVTS	2020		(98,799.11)	98,799.11			0.00
				(98,799.11)	98,799.11	0.00	0.00	
106822	HALE MAHAOLU LAH SURF PRSVTN	2020		0.00	65,855.82			65,855.82
				0.00	65,855.82	0.00	0.00	
116814	WIOA RAPID RESPONSE PY19	2020		0.00	513.09			513.09
				0.00	513.09	0.00	0.00	
146327	KHAKO RENEWAL PRJ PH-II	2019		(2,291.62)	20,496.72			18,205.10
146327	KHAKO RENEWAL PRJ PH-II	2020	18,205.10	(18,205.10)				0.00
				(20,496.72)	20,496.72	0.00	0.00	
166821	CAMERON CTR REHAB & IMPRVTS	2019		(120,066.00)	120,066.00			0.00
				(120,066.00)	120,066.00	0.00	0.00	
166823	KHAKO RENEWAL PRJ PH II	2019			45,729.97			45,729.97
166823	KHAKO RENEWAL PRJ PH II	2020	45,729.97	(45,729.97)				0.00
				(45,729.97)	45,729.97	0.00	0.00	
166827	REHABILITATION OF MFSS BLDG	2019		(199,000.00)	199,000.00			0.00
				(199,000.00)	199,000.00	0.00	0.00	
176062	HOUSING REHAB LOAN PROJECT INC	2019	(1,333.11)					(1,333.11)
176062	HOUSING REHAB LOAN PROJECT INC	2020	(1,333.11)					(1,333.11)
				0.00	0.00	0.00	0.00	
176063	IAO THEATRE PROJECT INCOME	2019	(2,183.13)					(2,183.13)
176063	IAO THEATRE PROJECT INCOME	2020	(2,183.13)					(2,183.13)
				0.00	0.00	0.00	0.00	
176810	WIOA YOUTH ACTIVITIES	2019	23,744.88	(30,376.78)	(3,004.19)			(9,636.09)
176810	WIOA YOUTH ACTIVITIES	2020	(9,636.09)		9,636.09			0.00
				(30,376.78)	6,631.90	0.00	0.00	



County of Maui

Office of the Mayor

Grant Revenues & Expenditures Quarterly Report - by Index and Fiscal Year as of 6/30/2020

Index	Index Title	FY	Beginning Fund Balance	Revenue	Expenditures	Transfers In	Transfers Out	Ending Fund Balance
176813	HALE MAKUA WAI FIRE ALARM UPGR	2020		(6,115.00)	6,115.00			0.00
				(6,115.00)	6,115.00	0.00	0.00	
176814	CAMERON CTR REHAB & IMPRVMT	2019		(245,340.00)	245,340.00			0.00
				(245,340.00)	245,340.00	0.00	0.00	
176816	HTA COUNTY PRODUCT ENRICHMENT	2019	(35,498.26)	(70,000.00)	80,498.26			(25,000.00)
176816	HTA COUNTY PRODUCT ENRICHMENT	2020	(25,000.00)	(100,000.00)	66,002.00			(58,998.00)
				(170,000.00)	146,500.26	0.00	0.00	
176817	WIOA ADULT PROGRAM	2019	17,115.35	(26,379.46)				(9,264.11)
176817	WIOA ADULT PROGRAM	2020	(9,264.11)		9,264.11			(0.00)
				(26,379.46)	9,264.11	0.00	0.00	
176818	WIOA ADMIN PY2016	2019	(132.34)					(132.34)
176818	WIOA ADMIN PY2016	2020	(132.34)		132.34			0.00
				0.00	132.34	0.00	0.00	
176819	ARC RESIDENTIAL GHS IMRPV PRJ	2020		(18,736.00)	18,736.00			0.00
				(18,736.00)	18,736.00	0.00	0.00	
176821	WIOA DISLOCATED WORKER	2019	14,387.83	(23,771.66)				(9,383.83)
176821	WIOA DISLOCATED WORKER	2020	(9,383.83)		9,383.83			0.00
				(23,771.66)	9,383.83	0.00	0.00	
176822	KHAKO RENEWAL PRJ PH II	2019			79,358.99			79,358.99
176822	KHAKO RENEWAL PRJ PH II	2020	79,358.99	(79,358.99)				0.00
				(79,358.99)	79,358.99	0.00	0.00	
176823	HALE MAKUA WAILUKU REHAB	2020		(32,469.00)	32,469.00			0.00
				(32,469.00)	32,469.00	0.00	0.00	
176825	HALE MAKUA KAHULUI GEN UPGRD	2020		(29,439.58)	29,439.58			0.00
				(29,439.58)	29,439.58	0.00	0.00	
186037	2016 HAWAII SEVERE STORMS	2019	3,683,228.77	(47,941.49)				3,635,287.28
186037	2016 HAWAII SEVERE STORMS	2020	3,635,287.28	(591,690.66)	100,857.86			3,144,454.48
				(639,632.15)	100,857.86	0.00	0.00	
186785	HAWAII ST COMM/STATUS WOMEN	2019	1,601.21	110.00	1,358.91			3,070.12
186785	HAWAII ST COMM/STATUS WOMEN	2020	3,070.12		22.50			3,092.62
				110.00	1,381.41	0.00	0.00	
186810	WIOA YOUTH ACTIVITIES	2019		(80,697.25)	135,808.58			55,111.33
186810	WIOA YOUTH ACTIVITIES	2020	55,111.33	(60,567.70)	5,456.37			0.00
				(141,264.95)	141,264.95	0.00	0.00	
186811	KHAKO RENEWAL PRJ PH II	2019		(296,944.00)	296,944.00			0.00

**County of Maui**

**Office of the Mayor**

**Grant Revenues & Expenditures Quarterly Report - by Index and Fiscal Year as of 6/30/2020**

<u>Index</u>	<u>Index Title</u>	<u>FY</u>	<u>Beginning Fund Balance</u>	<u>Revenue</u>	<u>Expenditures</u>	<u>Transfers In</u>	<u>Transfers Out</u>	<u>Ending Fund Balance</u>
				<b>(296,944.00)</b>	<b>296,944.00</b>	<b>0.00</b>	<b>0.00</b>	
186815	CDBG PROGRAM ADMIN FY18	2019	31,133.96	(40,448.02)	11,041.32			1,727.26
186815	CDBG PROGRAM ADMIN FY18	2020	1,727.26	(5,344.60)	3,839.16			221.82
				<b>(45,792.62)</b>	<b>14,880.48</b>	<b>0.00</b>	<b>0.00</b>	
186817	WIOA ADULT PROGRAM	2019	22,000.00	(75,666.13)	101,463.43			47,797.30
186817	WIOA ADULT PROGRAM	2020	47,797.30	(61,233.46)	13,436.16			0.00
				<b>(136,899.59)</b>	<b>114,899.59</b>	<b>0.00</b>	<b>0.00</b>	
186818	WIOA ADMIN PY2017	2019	9,475.56	(28,735.86)	27,487.41			8,227.11
186818	WIOA ADMIN PY2017	2020	8,227.11	(14,932.72)	6,705.61			0.00
				<b>(43,668.58)</b>	<b>34,193.02</b>	<b>0.00</b>	<b>0.00</b>	
186821	WIOA DISLOCATED WORKER	2019	28,000.00	(83,832.34)	93,469.63			37,637.29
186821	WIOA DISLOCATED WORKER	2020	37,637.29	(51,817.34)	14,180.05			0.00
				<b>(135,649.68)</b>	<b>107,649.68</b>	<b>0.00</b>	<b>0.00</b>	
186822	HALE MAHAOLU EWALU SR CTR	2019			60,644.00			60,644.00
186822	HALE MAHAOLU EWALU SR CTR	2020	60,644.00	(550,000.00)	489,356.00			0.00
				<b>(550,000.00)</b>	<b>550,000.00</b>	<b>0.00</b>	<b>0.00</b>	
186823	HALE MAKUA KAHULUI GEN UPGRADE	2019		(67,063.47)	125,917.26			58,853.79
186823	HALE MAKUA KAHULUI GEN UPGRADE	2020	58,853.79	(203,401.53)	144,547.74			0.00
				<b>(270,465.00)</b>	<b>270,465.00</b>	<b>0.00</b>	<b>0.00</b>	
186824	REHABILITATION OF MFSS BLDG	2019	72,900.00	(325,070.00)	252,170.00			0.00
				<b>(325,070.00)</b>	<b>252,170.00</b>	<b>0.00</b>	<b>0.00</b>	
186825	SOH DEPT OF LABOR/INDUSTRIAL	2019	15,000.00	(19,062.50)	4,062.50			0.00
				<b>(19,062.50)</b>	<b>4,062.50</b>	<b>0.00</b>	<b>0.00</b>	
196039	2019 HURRICANE LANE	2019			1,048,449.87			1,048,449.87
196039	2019 HURRICANE LANE	2020	1,048,449.87	(198,645.48)	336,013.41			1,185,817.80
				<b>(198,645.48)</b>	<b>1,384,463.28</b>	<b>0.00</b>	<b>0.00</b>	
196803	CDBG PROGRAM ADMIN FFY18	2019		(266,751.27)	351,074.49			84,323.22
196803	CDBG PROGRAM ADMIN FFY18	2020	84,323.22	(113,382.73)	29,059.51			0.00
				<b>(380,134.00)</b>	<b>380,134.00</b>	<b>0.00</b>	<b>0.00</b>	
196805	MOLOKAI LF TRAILER MOUNTED DIE	2020		(17,997.44)	17,997.44			0.00
				<b>(17,997.44)</b>	<b>17,997.44</b>	<b>0.00</b>	<b>0.00</b>	
196807	HANA LANDFILL BULLDOZER	2020			495,526.09			495,526.09
				<b>0.00</b>	<b>495,526.09</b>	<b>0.00</b>	<b>0.00</b>	
196809	MOLOKAI LF WHEEL LOADER	2020		(371,929.81)	371,929.81			0.00
				<b>(371,929.81)</b>	<b>371,929.81</b>	<b>0.00</b>	<b>0.00</b>	

County of Maui

Office of the Mayor

Grant Revenues & Expenditures Quarterly Report - by Index and Fiscal Year as of 6/30/2020

Index	Index Title	FY	Beginning Fund Balance	Revenue	Expenditures	Transfers In	Transfers Out	Ending Fund Balance
196812	WIOA YOUTH ACTIVITIES	2020		(84,976.48)	148,455.04			63,478.56
				(84,976.48)	148,455.04	0.00	0.00	
196813	ARC RESIDENTIAL GRP HOME	2020		(270,000.00)	270,000.00			0.00
				(270,000.00)	270,000.00	0.00	0.00	
196816	HALE MAKUA KAHULUI FIRE ALARM	2019		(1,089.04)	1,089.04			0.00
196816	HALE MAKUA KAHULUI FIRE ALARM	2020		(198,000.00)	198,000.00			0.00
				(199,089.04)	199,089.04	0.00	0.00	
196817	WIOA ADULT PROGRAM	2019			17,000.00			17,000.00
196817	WIOA ADULT PROGRAM	2020	17,000.00	(75,241.98)	93,026.41			34,784.43
				(75,241.98)	110,026.41	0.00	0.00	
196818	WIOA ADMIN PY2018	2019			10,172.08			10,172.08
196818	WIOA ADMIN PY2018	2020	10,172.08	(54,835.00)	44,662.92			0.00
				(54,835.00)	54,835.00	0.00	0.00	
196821	WIOA DISLOCATED WORKER	2019			29,000.00			29,000.00
196821	WIOA DISLOCATED WORKER	2020	29,000.00	(111,270.23)	124,190.07			41,919.84
				(111,270.23)	153,190.07	0.00	0.00	
196828	HALE MAKUA WAI FIRE ALARM	2019		(1,089.04)	1,089.04			0.00
196828	HALE MAKUA WAI FIRE ALARM	2020		(45,910.96)	45,910.96			0.00
				(47,000.00)	47,000.00	0.00	0.00	
196830	HALE MAKUA WAI REHABILITATION	2019		(1,089.04)	1,089.04			0.00
196830	HALE MAKUA WAI REHABILITATION	2020		(35,445.96)	35,445.96			0.00
				(36,535.00)	36,535.00	0.00	0.00	
<b>Grand Total</b>				<b>(5,846,128.33)</b>	<b>7,095,544.89</b>	<b>0.00</b>	<b>0.00</b>	

County of Maui

Prosecuting Attorney Grant Revenues & Expenditures Quarterly Report - by Index and Fiscal Year as of 6/30/2020

Index	Index Title	FY	Beginning Fund Balance	Revenue	Expenditures	Transfers In	Transfers Out	Ending Fund Balance
106826	ASSET FORFEITURES STATE	2020		(85,000.00)	22,491.26			(62,508.74)
				(85,000.00)	22,491.26	0.00	0.00	
106835	SPCL NEEDS ADVOCACY PRJ	2020		(68,192.00)	539,851.59			471,659.59
				(68,192.00)	539,851.59	0.00	0.00	
106871	VICTIM/WITNESS ASSISTANCE PRG	2020		(42,017.83)	42,017.83			0.00
				(42,017.83)	42,017.83	0.00	0.00	
106872	CAREER CRIMINAL PROGRAM	2020		(130,262.00)	130,262.00			0.00
				(130,262.00)	130,262.00	0.00	0.00	
106873	DEFENDANT/WITNESS TRIAL PRG	2020		(38,015.32)	38,015.32			0.00
				(38,015.32)	38,015.32	0.00	0.00	
106878	DPA 2020 TRAFFIC RECORDS	2020		(6,337.28)	5,137.71			(1,199.57)
				(6,337.28)	5,137.71	0.00	0.00	
106879	DOMESTIC VIOLENCE INVESTIGATIO	2020		(26,325.00)	41,662.28			15,337.28
				(26,325.00)	41,662.28	0.00	0.00	
106880	PROSECUTOR'S IMPAIRED DRIVING	2020		(7,805.63)	9,005.20			1,199.57
				(7,805.63)	9,005.20	0.00	0.00	
156608	E BYRNE MEMORIAL JAG FY15	2019	10,811.30	(10,811.33)	.03			0.00
				(10,811.33)	0.03	0.00	0.00	
176860	SPCL NEEDS ADVOC SUPPLEMENTAL	2019	228,134.98	(220,384.00)	(20.00)			7,730.98
176860	SPCL NEEDS ADVOC SUPPLEMENTAL	2020	7,730.98	3,087.36	(10,818.34)			0.00
				(217,296.64)	(10,838.34)	0.00	0.00	
186871	VICTIM/WITNESS ASSISTANCE PRG	2019		(30,810.00)	61,620.00			30,810.00
186871	VICTIM/WITNESS ASSISTANCE PRG	2020	30,810.00	(30,810.00)				0.00
				(61,620.00)	61,620.00	0.00	0.00	
186872	CAREER CRIMINAL PROGRAM	2019	(1,495.94)	(68,750.00)	127,140.00			56,894.06
186872	CAREER CRIMINAL PROGRAM	2020	56,894.06	(68,749.00)	11,854.94			(0.00)
				(137,499.00)	138,994.94	0.00	0.00	
186878	DPA 2018 TRAFFIC RECORDS	2019	2,878.38	(7,713.34)	5,167.98			333.02
186878	DPA 2018 TRAFFIC RECORDS	2020	333.02		(333.02)			0.00
				(7,713.34)	4,834.96	0.00	0.00	
186879	DOMESTIC VIOLENCE INVESTIGATIO	2019	8,642.00	(8,642.00)				0.00
				(8,642.00)	0.00	0.00	0.00	
196835	SPCL NEEDS ADVOCACY PRJ	2019		(176,288.00)	482,613.01			306,325.01
196835	SPCL NEEDS ADVOCACY PRJ	2020	306,325.01	(361,934.38)	55,609.37			0.00
				(538,222.38)	538,222.38	0.00	0.00	

County of Maui

Prosecuting Attorney

Grant Revenues & Expenditures Quarterly Report - by Index and Fiscal Year as of 6/30/2020

Index	Index Title	FY	Beginning Fund Balance	Revenue	Expenditures	Transfers In	Transfers Out	Ending Fund Balance
196836	ASSET FORFEITURES PROGRAM	2019		(28,068.43)	26,552.28			(1,516.15)
196836	ASSET FORFEITURES PROGRAM	2020	(1,516.15)	1,516.15				0.00
				(26,552.28)	26,552.28	0.00	0.00	
196878	DPA 2019 TRAFFIC RECORDS	2020		(3,579.17)	3,579.17			0.00
				(3,579.17)	3,579.17	0.00	0.00	
196879	DOMESTIC VIOLENCE INVESTIGATIO	2019		(25,767.00)	55,179.04			29,412.04
196879	DOMESTIC VIOLENCE INVESTIGATIO	2020	29,412.04	(29,412.04)				0.00
				(55,179.04)	55,179.04	0.00	0.00	
196880	PROSECUTOR'S IMPAIRED DRIVING	2020		(6,227.24)	6,227.24			0.00
				(6,227.24)	6,227.24	0.00	0.00	
<b>Grand Total</b>				<b>(1,477,297.48)</b>	<b>1,652,814.89</b>	<b>0.00</b>	<b>0.00</b>	

County of Maui

Grant Revenues & Expenditures Quarterly Report - by Index and Fiscal Year as of 6/30/2020

Finance

Index	Index Title	FY	Beginning Fund Balance	Revenue	Expenditures	Transfers In	Transfers Out	Ending Fund Balance
106734	STATE DISABILITY & COMM	2020		(9,882.19)	9,882.19			0.00
				(9,882.19)	9,882.19	0.00	0.00	
106735	COMML DRIVER'S LICENSE FY20	2020		(520,983.42)	520,983.42			0.00
				(520,983.42)	520,983.42	0.00	0.00	
106736	PERIODIC MTR VEH INSPTN FY20	2020		(497,536.05)	497,536.05			(0.00)
				(497,536.05)	497,536.05	0.00	0.00	
106739	STATE IDENTIFICATION PRG FY20	2020		(157,463.07)	164,918.21			7,455.14
				(157,463.07)	164,918.21	0.00	0.00	
106740	STATE MOTOR VEH REGIST FY20	2020		(290,383.96)	290,383.96			(0.00)
				(290,383.96)	290,383.96	0.00	0.00	
106916	COVID CARES ACT FTA SEC 5307	2020			330,492.76			330,492.76
				0.00	330,492.76	0.00	0.00	
106918	DPA COVID-19 COORDINATED RESP	2020		(124,449.00)				(124,449.00)
				(124,449.00)	0.00	0.00	0.00	
106920	MPD COVID-19 COORDINATED RESP	2020		(135,634.00)				(135,634.00)
				(135,634.00)	0.00	0.00	0.00	
106922	COVID-19 SEC 8 HOUSING CHOICE	2020		(340,142.00)	5,447.83			(334,694.17)
				(340,142.00)	5,447.83	0.00	0.00	
106930	CARES ACT/COVID-19	2020		(33,299,378.50)	3,070,080.04			(30,229,298.46)
				(33,299,378.50)	3,070,080.04	0.00	0.00	
166727	STATE IDENTIFICATION PROGRAM	2019	445.29		(445.29)			0.00
				0.00	(445.29)	0.00	0.00	
196734	STATE DISABILITY & COMM	2019		(23,333.32)	23,333.32			0.00
				(23,333.32)	23,333.32	0.00	0.00	
196735	COMML DRIVER'S LICENSE FY19	2019		(553,502.67)	553,502.67			(0.00)
				(553,502.67)	553,502.67	0.00	0.00	
196736	PERIODIC MTR VEH INSPTN FY19	2019		(472,811.53)	472,811.53			(0.00)
				(472,811.53)	472,811.53	0.00	0.00	
196739	STATE IDENTIFICATION PRG FY19	2019		(208,473.30)	208,473.30			0.00
				(208,473.30)	208,473.30	0.00	0.00	
196740	STATE MOTOR VEH REGIST FY19	2019		(287,315.54)	287,315.54			0.00
				(287,315.54)	287,315.54	0.00	0.00	
<b>Grand Total</b>				<b>(36,921,288.55)</b>	<b>6,434,715.53</b>	<b>0.00</b>	<b>0.00</b>	

County of Maui

Grant Revenues & Expenditures Quarterly Report - by Index and Fiscal Year as of 6/30/2020

Planning

Index	Index Title	FY	Beginning Fund Balance	Revenue	Expenditures	Transfers In	Transfers Out	Ending Fund Balance
106801	COASTAL ZONE MANAGEMENT FY20	2020			205,085.71			205,085.71
				0.00	205,085.71	0.00	0.00	
116257	COASTAL ZONE MGMT #47363	2019			(11,368.20)			(11,368.20)
116257	COASTAL ZONE MGMT #47363	2020	(11,368.20)					(11,368.20)
				0.00	(11,368.20)	0.00	0.00	
186801	COASTAL ZONE MANAGEMENT FY18	2019	282,083.52	(382,081.00)	99,997.48			0.00
				(382,081.00)	99,997.48	0.00	0.00	
196207	SOH DOH COMPLETE STREETS TRNG	2020		(45,000.00)	25,000.00			(20,000.00)
				(45,000.00)	25,000.00	0.00	0.00	
196801	COASTAL ZONE MANAGEMENT FY19	2019		(134,707.00)	231,806.81			97,099.81
196801	COASTAL ZONE MANAGEMENT FY19	2020	97,099.81	(308,047.00)	74,827.48			(136,119.71)
				(442,754.00)	306,634.29	0.00	0.00	
<b>Grand Total</b>				<b>(869,835.00)</b>	<b>625,349.28</b>	<b>0.00</b>	<b>0.00</b>	

County of Maui

Grant Revenues & Expenditures Quarterly Report - by Index and Fiscal Year as of 6/30/2020

Police

Index	Index Title	FY	Beginning Fund Balance	Revenue	Expenditures	Transfers In	Transfers Out	Ending Fund Balance
106832	911 EMS DISPATCH COMMUNICATION	2020		(386,242.83)	449,456.78			63,213.95
				<u>(386,242.83)</u>	<u>449,456.78</u>	<u>0.00</u>	<u>0.00</u>	
106833	DOMESTIC VIOLENCE STRANGTN/HOM	2020		(16,000.00)	35,760.04			19,760.04
				<u>(16,000.00)</u>	<u>35,760.04</u>	<u>0.00</u>	<u>0.00</u>	
106834	KALO PROGRAM	2020		(56,850.91)	66,883.93			10,033.02
				<u>(56,850.91)</u>	<u>66,883.93</u>	<u>0.00</u>	<u>0.00</u>	
106837	MPD TRAFFIC SERVICES	2020		(26,225.14)	26,225.14			0.00
				<u>(26,225.14)</u>	<u>26,225.14</u>	<u>0.00</u>	<u>0.00</u>	
106838	MPD TRAFFIC DATA RECORDS	2020		(142,800.13)	143,602.53			802.40
				<u>(142,800.13)</u>	<u>143,602.53</u>	<u>0.00</u>	<u>0.00</u>	
106839	MPD SPEED ENFORCEMENT	2020		(26,132.61)	124,714.69			98,582.08
				<u>(26,132.61)</u>	<u>124,714.69</u>	<u>0.00</u>	<u>0.00</u>	
106840	CYBERCRIME UNIT ENHANCEMENT	2020		(17,000.00)	19,336.80			2,336.80
				<u>(17,000.00)</u>	<u>19,336.80</u>	<u>0.00</u>	<u>0.00</u>	
106841	DISTRACTED DRIVING ENFORCEMENT	2020		(8,881.89)	20,978.47			12,096.58
				<u>(8,881.89)</u>	<u>20,978.47</u>	<u>0.00</u>	<u>0.00</u>	
106842	MPD ROADBLOCK PROGRAM	2020		(95,698.01)	183,845.92			88,147.91
				<u>(95,698.01)</u>	<u>183,845.92</u>	<u>0.00</u>	<u>0.00</u>	
106843	MPD SEATBELT ENFORCEMENT	2020		(8,295.01)	17,470.14			9,175.13
				<u>(8,295.01)</u>	<u>17,470.14</u>	<u>0.00</u>	<u>0.00</u>	
106844	HIGH INTENSITY DRUG TRAFFIC'G	2020		(139,343.36)	170,145.09			30,801.73
				<u>(139,343.36)</u>	<u>170,145.09</u>	<u>0.00</u>	<u>0.00</u>	
106845	MAUI CHILD RESTRAINT PRG	2020		(2,782.61)	3,379.53			596.92
				<u>(2,782.61)</u>	<u>3,379.53</u>	<u>0.00</u>	<u>0.00</u>	
106846	STATE E911 WIRELESS COMMISSION	2020		(1,083,404.33)	1,229,740.54			146,336.21
				<u>(1,083,404.33)</u>	<u>1,229,740.54</u>	<u>0.00</u>	<u>0.00</u>	
106852	PROHIBIT TOBACCO SALES TO M	2020		(3,405.78)	1,715.84			(1,689.94)
				<u>(3,405.78)</u>	<u>1,715.84</u>	<u>0.00</u>	<u>0.00</u>	
166829	HC&S COMMUNITY INITIATIVE	2019	(3,000.00)		2,414.84			(585.16)
166829	HC&S COMMUNITY INITIATIVE	2020	(585.16)		200.00			(385.16)
				<u>0.00</u>	<u>2,614.84</u>	<u>0.00</u>	<u>0.00</u>	
166831	TRAINING GRANTS	2019	19,516.28	1,208.70	8,282.69			29,007.67
166831	TRAINING GRANTS	2020	29,007.67		(27,257.68)			1,749.99
				<u>1,208.70</u>	<u>(18,974.99)</u>	<u>0.00</u>	<u>0.00</u>	
166833	DOMESTIC VIOLENCE:STRANGULATIO	2019	(4,990.50)	4,000.00	990.50			0.00



County of Maui

Grant Revenues & Expenditures Quarterly Report - by Index and Fiscal Year as of 6/30/2020

Police

Index	Index Title	FY	Beginning Fund Balance	Revenue	Expenditures	Transfers In	Transfers Out	Ending Fund Balance
				4,000.00	990.50	0.00	0.00	
166855	SEX ASSAULT	2019	4,000.00	(4,000.00)				0.00
				(4,000.00)	0.00	0.00	0.00	
176837	MPD TRAFFIC SERVICES	2019	556.05		(556.05)			0.00
				0.00	(556.05)	0.00	0.00	
176838	MPD TRAFFIC DATA RECORDS	2019	21,799.34		(21,799.34)			0.00
				0.00	(21,799.34)	0.00	0.00	
176840	MPD ROADBLOCK PROGRAM	2019	300.00					300.00
176840	MPD ROADBLOCK PROGRAM	2020	300.00		(300.00)			0.00
				0.00	(300.00)	0.00	0.00	
176842	HAWAII NARCOTICS TASK FORCE	2019	(1,330.52)		1,330.52			0.00
				0.00	1,330.52	0.00	0.00	
176845	MPD CHILD RESTRAINT PRG	2019	(124.98)		124.98			0.00
				0.00	124.98	0.00	0.00	
176848	SW MARIJUANA ERADICATION	2019	(19.48)		19.48			0.00
				0.00	19.48	0.00	0.00	
176854	FY16 JAG PROGRAM	2019	2,526.37		(2,526.37)			0.00
				0.00	(2,526.37)	0.00	0.00	
176857	POSITIVE OUTREACH INTERVENTION	2019	14,258.88	(14,258.88)				0.00
				(14,258.88)	0.00	0.00	0.00	
186832	911 EMS DISPATCH COMMUNICATION	2019	(2,104.26)	(4,126.53)	6,230.79			0.00
				(4,126.53)	6,230.79	0.00	0.00	
186833	DOM VIOLENCE:STALKING/HOMICIDE	2019	2,254.55	(34,022.00)	31,767.45			(0.00)
				(34,022.00)	31,767.45	0.00	0.00	
186834	KALO PROGRAM	2019	16,351.80	(28,788.25)	12,436.45			(0.00)
				(28,788.25)	12,436.45	0.00	0.00	
186835	HO'OHULI PROGRAM	2019	(11,782.66)	11,782.66				0.00
				11,782.66	0.00	0.00	0.00	
186836	MPD SPEED EQUIPMENT	2019	12,448.80	(33,837.80)	21,389.00			(0.00)
				(33,837.80)	21,389.00	0.00	0.00	
186837	MPD TRAFFIC SERVICES	2019	43,356.89	(60,707.93)	17,351.04			(0.00)
				(60,707.93)	17,351.04	0.00	0.00	
186838	MPD TRAFFIC DATA RECORDS	2019	3,312.46	(52,225.70)	48,913.24			0.00
				(52,225.70)	48,913.24	0.00	0.00	
186839	MPD SPEED ENFORCEMENT	2019	61,510.25	(140,548.72)	79,038.47			0.00

County of Maui

Grant Revenues & Expenditures Quarterly Report - by Index and Fiscal Year as of 6/30/2020

Police

Index	Index Title	FY	Beginning Fund Balance	Revenue	Expenditures	Transfers In	Transfers Out	Ending Fund Balance
				(140,548.72)	79,038.47	0.00	0.00	
186841	DISTRACTED DRIVING ENFORCEMENT	2019	50,657.94	(59,298.24)	8,640.30			0.00
				(59,298.24)	8,640.30	0.00	0.00	
186842	MPD ROADBLOCK PROGRAM	2019	142,368.76	(260,254.51)	117,885.75			(0.00)
				(260,254.51)	117,885.75	0.00	0.00	
186843	MPD SEAT BELT PROGRAM	2019	43,324.67	(60,459.50)	17,134.83			(0.00)
				(60,459.50)	17,134.83	0.00	0.00	
186844	HIGH INTENSITY DRUG TRAFFIC'G	2019	50,568.23	(132,689.51)	102,394.17			20,272.89
186844	HIGH INTENSITY DRUG TRAFFIC'G	2020	20,272.89	(22,172.77)	1,899.88			0.00
				(154,862.28)	104,294.05	0.00	0.00	
186845	MPD CHILD RESTRAINT PRG	2019	14,294.54	(22,842.75)	8,548.21			0.00
				(22,842.75)	8,548.21	0.00	0.00	
186846	STATE E911 WIRELESS COMMISSION	2019	188,637.28	(526,089.11)	687,697.50			350,245.67
186846	STATE E911 WIRELESS COMMISSION	2020	350,245.67		341,664.48			691,910.15
				(526,089.11)	1,029,361.98	0.00	0.00	
186848	SW MULTI JURISDICTIONAL DRUG	2019	1,993.84	(45,918.63)	41,581.79			(2,343.00)
186848	SW MULTI JURISDICTIONAL DRUG	2020	(2,343.00)					(2,343.00)
				(45,918.63)	41,581.79	0.00	0.00	
186857	POSITIVE OUTREACH INTERVENTION	2019	9,400.98	(83,501.36)	74,100.38			(0.00)
				(83,501.36)	74,100.38	0.00	0.00	
196362	STATE FORFEITURE	2019	(888.08)					(888.08)
196362	STATE FORFEITURE	2020	(888.08)	(3,637.00)				(4,525.08)
				(3,637.00)	0.00	0.00	0.00	
196365	FEDERAL JUSTICE FORFEITURE	2019	(71,717.25)	(37,025.40)	55,801.00			(52,941.65)
196365	FEDERAL JUSTICE FORFEITURE	2020	(52,941.65)	(2,753.37)	34,801.33			(20,893.69)
				(39,778.77)	90,602.33	0.00	0.00	
196832	911 EMS DISPATCH COMMUNICATION	2019		(376,865.83)	375,883.05			(982.78)
196832	911 EMS DISPATCH COMMUNICATION	2020	(982.78)		982.78			0.00
				(376,865.83)	376,865.83	0.00	0.00	
196833	VIOLENCE AGAINST WOMEN Grant	2019		(25,000.00)	44,678.79			19,678.79
196833	VIOLENCE AGAINST WOMEN Grant	2020	19,678.79	(30,380.00)	10,701.21			0.00
				(55,380.00)	55,380.00	0.00	0.00	
196834	KALO PROGRAM	2019		(75,180.49)	89,000.00			13,819.51
196834	KALO PROGRAM	2020	13,819.51	(13,819.51)				0.00
				(89,000.00)	89,000.00	0.00	0.00	

County of Maui

Grant Revenues & Expenditures Quarterly Report - by Index and Fiscal Year as of 6/30/2020

Police

Index	Index Title	FY	Beginning Fund Balance	Revenue	Expenditures	Transfers In	Transfers Out	Ending Fund Balance
196837	MPD TRAFFIC SERVICES	2019		(3,740.00)	37,064.20			33,324.20
196837	MPD TRAFFIC SERVICES	2020	33,324.20	(73,170.06)	39,845.86			0.00
				(76,910.06)	76,910.06	0.00	0.00	
196838	MPD TRAFFIC DATA RECORDS	2019		(34,311.94)	130,528.64			96,216.70
196838	MPD TRAFFIC DATA RECORDS	2020	96,216.70	(100,735.98)	4,407.28			(112.00)
				(135,047.92)	134,935.92	0.00	0.00	
196839	MPD SPEED ENFORCEMENT	2019		(42,087.87)	71,252.29			29,164.42
196839	MPD SPEED ENFORCEMENT	2020	29,164.42	(82,516.53)	53,352.11			0.00
				(124,604.40)	124,604.40	0.00	0.00	
196840	CYBERCRIME UNIT ENFORCEMENT	2019			22,721.66			22,721.66
196840	CYBERCRIME UNIT ENFORCEMENT	2020	22,721.66	(84,482.77)	61,761.11			0.00
				(84,482.77)	84,482.77	0.00	0.00	
196841	DISTRACTED DRIVING ENFORCEMENT	2019		(10,608.46)	38,466.23			27,857.77
196841	DISTRACTED DRIVING ENFORCEMENT	2020	27,857.77	(28,739.48)	881.71			0.00
				(39,347.94)	39,347.94	0.00	0.00	
196842	MPD ROADBLOCK PROGRAM	2019		(58,124.12)	276,121.66			217,997.54
196842	MPD ROADBLOCK PROGRAM	2020	217,997.54	(325,291.74)	107,294.20			(0.00)
				(383,415.86)	383,415.86	0.00	0.00	
196843	MPD SEATBELT ENFORCEMENT	2019		(14,154.33)	35,097.35			20,943.02
196843	MPD SEATBELT ENFORCEMENT	2020	20,943.02	(24,400.74)	3,457.72			0.00
				(38,555.07)	38,555.07	0.00	0.00	
196844	HIGH INTENSITY DRUG TRAFFIC'G	2019		(86,950.06)	107,494.51			20,544.45
196844	HIGH INTENSITY DRUG TRAFFIC'G	2020	20,544.45	(165,489.94)	144,945.49			0.00
				(252,440.00)	252,440.00	0.00	0.00	
196845	MAUI CHILD RESTRAINT PRG	2019		(2,592.50)	15,147.38			12,554.88
196845	MAUI CHILD RESTRAINT PRG	2020	12,554.88	(16,981.98)	4,427.10			0.00
				(19,574.48)	19,574.48	0.00	0.00	
196846	STATE E911 WIRELESS COMMISSION	2019		(1,178,930.02)	1,499,284.46			320,354.44
196846	STATE E911 WIRELESS COMMISSION	2020	320,354.44	(319,285.51)	(1,068.93)			0.00
				(1,498,215.53)	1,498,215.53	0.00	0.00	
196847	ENHANCED PHYSICAL EVIDENCE DET	2020		(55,685.00)	55,685.00			0.00
				(55,685.00)	55,685.00	0.00	0.00	
196852	PROHIBIT TOBACCO SALES TO M	2019		(3,606.23)	3,606.23			0.00
				(3,606.23)	3,606.23	0.00	0.00	
196857	POSITIVE OUTREACH INTERVENTION	2019			12,349.89			12,349.89
196857	POSITIVE OUTREACH INTERVENTION	2020	12,349.89	(63,108.55)	58,742.61			7,983.95

**County of Maui**

**Grant Revenues & Expenditures Quarterly Report - by Index and Fiscal Year as of 6/30/2020**

**Police**

<u>Index</u>	<u>Index Title</u>	<u>FY</u>	<u>Beginning Fund Balance</u>	<u>Revenue</u>	<u>Expenditures</u>	<u>Transfers In</u>	<u>Transfers Out</u>	<u>Ending Fund Balance</u>
				(63,108.55)	71,092.50	0.00	0.00	
196858	SW MULTI-JURISDICTIONAL DRUG	2020		(41,613.00)	41,605.18			(7.82)
				(41,613.00)	41,605.18	0.00	0.00	
196860	PC FORENSIC SCIENCES IMPRV ACT	2020		(19,000.00)	19,228.94			228.94
				(19,000.00)	19,228.94	0.00	0.00	
<b>Grand Total</b>				<b>(6,982,081.85)</b>	<b>7,528,400.78</b>	<b>0.00</b>	<b>0.00</b>	

County of Maui

Fire and Public Safety

Grant Revenues & Expenditures Quarterly Report - by Index and Fiscal Year as of 6/30/2020

Index	Index Title	FY	Beginning Fund Balance	Revenue	Expenditures	Transfers In	Transfers Out	Ending Fund Balance
106049	FIRE/LEPC (DOH) HMEP	2019	(49,535.64)	(10,095.35)	8,951.30			(50,679.69)
106049	FIRE/LEPC (DOH) HMEP	2020	(50,679.69)	(13,504.44)	5,869.60			(58,314.53)
				(23,599.79)	14,820.90	0.00	0.00	
106819	MAKENA LIFEGUARD SERVICES	2020		(264,014.75)	792,044.25			528,029.50
				(264,014.75)	792,044.25	0.00	0.00	
116047	PRIVATE DONATIONS-FIRE DEPT	2019	(5,400.48)					(5,400.48)
116047	PRIVATE DONATIONS-FIRE DEPT	2020	(5,400.48)					(5,400.48)
				0.00	0.00	0.00	0.00	
186732	MFD EXTRICATION TOOLS	2019		(17,344.08)	17,344.08			0.00
				(17,344.08)	17,344.08	0.00	0.00	
186826	FIRE NDRI Grant	2019		(40,000.00)	40,000.00			0.00
				(40,000.00)	40,000.00	0.00	0.00	
196055	FEMA FIRE TRAINING FUNDS	2019	10,368.81		(1,476.62)			8,892.19
196055	FEMA FIRE TRAINING FUNDS	2020	8,892.19					8,892.19
				0.00	(1,476.62)	0.00	0.00	
196802	HAWAII TOURISM AUTHORITY	2019			9,883.58			9,883.58
196802	HAWAII TOURISM AUTHORITY	2020	9,883.58	(124,734.61)	114,342.87			(508.16)
				(124,734.61)	124,226.45	0.00	0.00	
196820	MAKENA LIFEGUARD SERVICES	2019		(1,056,058.64)	1,056,058.64			0.00
				(1,056,058.64)	1,056,058.64	0.00	0.00	
<b>Grand Total</b>				<b>(1,525,751.87)</b>	<b>2,043,017.70</b>	<b>0.00</b>	<b>0.00</b>	

**County of Maui**

**Emergency Management Ager**

**Grant Revenues & Expenditures Quarterly Report - by Index and Fiscal Year as of 6/30/2020**

<u>Index</u>	<u>Index Title</u>	<u>FY</u>	<u>Beginning Fund Balance</u>	<u>Revenue</u>	<u>Expenditures</u>	<u>Transfers In</u>	<u>Transfers Out</u>	<u>Ending Fund Balance</u>
106702	STATE HOMELAND SECURITY	2020		(851.66)	851.66			0.00
				(851.66)	851.66	0.00	0.00	
166702	ST HOMELAND SECURITY	2019	8,024.00	(10,823.21)	3,204.16			404.95
166702	ST HOMELAND SECURITY	2020	404.95					404.95
				(10,823.21)	3,204.16	0.00	0.00	
176702	ST HOMELAND SECURITY	2019	206,546.18	(364,724.88)	125,572.31			(32,606.39)
176702	ST HOMELAND SECURITY	2020	(32,606.39)	(60,086.32)	47,643.26			(45,049.45)
				(424,811.20)	173,215.57	0.00	0.00	
186701	EMERGENCY MGT PERFORMANCE GRT	2019	92,356.24	(68,036.36)	(4,610.72)			19,709.16
186701	EMERGENCY MGT PERFORMANCE GRT	2020	19,709.16	(31,126.55)				(11,417.39)
				(99,162.91)	(4,610.72)	0.00	0.00	
186702	ST HOMELAND SECURITY	2019	58,809.21	(142,435.36)	153,545.19			69,919.04
186702	ST HOMELAND SECURITY	2020	69,919.04	(195,201.03)	27,254.75			(98,027.24)
				(337,636.39)	180,799.94	0.00	0.00	
196701	EMERGENCY MGT PERFORMANCE GRT	2019			40,304.04			40,304.04
196701	EMERGENCY MGT PERFORMANCE GRT	2020	40,304.04	(100,000.00)				(59,695.96)
				(100,000.00)	40,304.04	0.00	0.00	
196702	ST HOMELAND SECURITY	2019			84,374.46			84,374.46
196702	ST HOMELAND SECURITY	2020	84,374.46	(114,511.94)	167,410.16			137,272.68
				(114,511.94)	251,784.62	0.00	0.00	
196704	PRE-DISASTER MITIGATION	2020			112,888.54			112,888.54
				0.00	112,888.54	0.00	0.00	
<b>Grand Total</b>				<b>(1,087,797.31)</b>	<b>758,437.81</b>	<b>0.00</b>	<b>0.00</b>	

County of Maui

Housing and Human Concerns

Grant Revenues & Expenditures Quarterly Report - by Index and Fiscal Year as of 6/30/2020

Index	Index Title	FY	Beginning Fund Balance	Revenue	Expenditures	Transfers In	Transfers Out	Ending Fund Balance
106452	KAHULUI EMERGENCY HOUSING	2020			512,614.00			512,614.00
				0.00	512,614.00	0.00	0.00	
106741	KUPUNA CARE PROGRAM	2020		(414,396.99)	447,072.06		28,972.71	61,647.78
				(414,396.99)	447,072.06	0.00	28,972.71	
106743	KUPUNA CAREGIVERS PROGRAM	2020		(33,827.76)				(33,827.76)
				(33,827.76)	0.00	0.00	0.00	
106754	A&B KOKUA GIVING CONTRIBUTION	2020		(20,000.00)	7,750.00			(12,250.00)
				(20,000.00)	7,750.00	0.00	0.00	
106758	ASSTD TRANSPORT PVT CONTRIB	2020		(13,256.44)	13,256.44			0.00
				(13,256.44)	13,256.44	0.00	0.00	
106760	CONGREGATE MLS PVT DONATION	2020		(78,196.61)	78,196.61			(0.00)
				(78,196.61)	78,196.61	0.00	0.00	
106762	HOME DEL MEALS PVT DONATION	2020		(103,237.01)	103,237.01			0.00
				(103,237.01)	103,237.01	0.00	0.00	
106764	ASSIST TRANSPORT-KUPUNA	2020			114,865.22	(114,865.22)		0.00
				0.00	114,865.22	(114,865.22)	0.00	
106765	CONGREGATE MEALS TITTLE III	2020			132,109.64	(132,109.64)		(0.00)
				0.00	132,109.64	(132,109.64)	0.00	
106766	HOME DEL MEALS KUPUNA	2020			101,000.00	(101,000.00)		0.00
				0.00	101,000.00	(101,000.00)	0.00	
106767	HOME DELIVERED MLS TITLE III	2020			98,692.44	(98,692.44)		0.00
				0.00	98,692.44	(98,692.44)	0.00	
106769	AGING TITLE IIIB	2020		(46,595.52)	101,303.85			54,708.33
				(46,595.52)	101,303.85	0.00	0.00	
106771	RETIRED & SR VOL PRG FY2020	2020			15,939.17			15,939.17
				0.00	15,939.17	0.00	0.00	
106772	NUTRITION SVCS INCENTIVE	2020		(154,623.00)	34,681.00			(119,942.00)
				(154,623.00)	34,681.00	0.00	0.00	
106776	AGING TITLE IIIC-1	2020		(28,961.41)	30,287.00		24,501.05	25,826.64
				(28,961.41)	30,287.00	0.00	24,501.05	
106777	AGING TITLE IIIC-2	2020			45,651.25		10,905.00	56,556.25
				0.00	45,651.25	0.00	10,905.00	
106779	AGING TITLE IIIE	2020		(30,879.81)	45,295.81			14,416.00
				(30,879.81)	45,295.81	0.00	0.00	
107480	SEC 8 HOUSING VOUCHER FY20	2020		(21,159,423.78)	21,557,840.31	(1,012,781.61)	33,477.62	(580,887.46)

County of Maui

Housing and Human Concerns

Grant Revenues & Expenditures Quarterly Report - by Index and Fiscal Year as of 6/30/2020

Index	Index Title	FY	Beginning Fund Balance	Revenue	Expenditures	Transfers In	Transfers Out	Ending Fund Balance
				(21,159,423.78)	21,557,840.31	(1,012,781.61)	33,477.62	
107481	SEC 8 HOUSING ADMIN FY20	2020		(2,027,775.63)	1,123,872.14			(903,903.49)
				(2,027,775.63)	1,123,872.14	0.00	0.00	
107482	FSS COORDINATOR GRANT	2020		(29,566.36)	22,376.36			(7,190.00)
				(29,566.36)	22,376.36	0.00	0.00	
107484	FAM SELF-SUFFICIENCY PRG	2020		0.00	3,595.00			3,595.00
				0.00	3,595.00	0.00	0.00	
156405	LEISURE ACTIVITIES FY15	2019	(39,598.65)	0.00	39,598.65			(0.00)
				0.00	39,598.65	0.00	0.00	
156429	AGING & DISABILITY RESOURCE	2019	86,779.91	(316,187.26)	298,732.72			69,325.37
156429	AGING & DISABILITY RESOURCE	2020	69,325.37	(410,573.07)	377,711.17			36,463.47
				(726,760.33)	676,443.89	0.00	0.00	
156440	HEALTHY AGING PARTNERSHIP	2019	2,235.11	(57,948.74)	70,026.00			14,312.37
156440	HEALTHY AGING PARTNERSHIP	2020	14,312.37	(117,616.00)	113,311.43			10,007.80
				(175,564.74)	183,337.43	0.00	0.00	
156443	HEALTHY AGING VOL CONTRIB	2019	(51,307.93)	(38,300.25)	49,426.01			(40,182.17)
156443	HEALTHY AGING VOL CONTRIB	2020	(40,182.17)	(25,361.25)	57,694.50			(7,848.92)
				(63,661.50)	107,120.51	0.00	0.00	
156449	HOME FFY14 ADMINISTRATION	2019	10,943.41	(12,417.55)	3,909.40			2,435.26
156449	HOME FFY14 ADMINISTRATION	2020	2,435.26	(7,236.77)	4,801.51			0.00
				(19,654.32)	8,710.91	0.00	0.00	
166763	LEISURE ACTIVITIES FY16	2019	(84,713.20)	0.00	84,270.57			(442.63)
166763	LEISURE ACTIVITIES FY16	2020	(442.63)	0.00	442.63			0.00
				0.00	84,713.20	0.00	0.00	
166768	MATSON FOUNDATION CONTRIB	2019	(1,000.00)	(1,000.00)	2,000.00			0.00
				(1,000.00)	2,000.00	0.00	0.00	
166774	STRATEGIC PREVENTION FRAMEWRK	2019	80,457.25	(102,736.69)	107,662.91			85,383.47
166774	STRATEGIC PREVENTION FRAMEWRK	2020	85,383.47	(138,307.21)	83,838.75			30,915.01
				(241,043.90)	191,501.66	0.00	0.00	
176600	AGING TIII-A EDUC/TRNG 97	2019	.10	0.00	0.00	0.00	0.00	0.10
176600	AGING TIII-A EDUC/TRNG 97	2020	.10	0.00	0.00	0.00	0.00	0.10
				0.00	0.00	0.00	0.00	
176741	KUPUNA CARE PROGRAM	2019	114,522.51	(225,945.33)	38,463.86		72,958.96	0.00
				(225,945.33)	38,463.86	0.00	72,958.96	
176763	LEISURE ACTIVITIES FY17	2019	(102,362.46)		7,556.16			(94,806.30)



County of Maui

Housing and Human Concerns

Grant Revenues & Expenditures Quarterly Report - by Index and Fiscal Year as of 6/30/2020

Index	Index Title	FY	Beginning Fund Balance	Revenue	Expenditures	Transfers In	Transfers Out	Ending Fund Balance
176763	LEISURE ACTIVITIES FY17	2020	(94,806.30)		37,071.35			(57,734.95)
				0.00	44,627.51	0.00	0.00	
176769	AGING TITLE III PRGS	2019	6,338.20	(48,086.94)	41,868.10		2,155.64	2,275.00
176769	AGING TITLE III PRGS	2020	2,275.00	(8,714.82)	6,439.82			0.00
				(56,801.76)	48,307.92	0.00	2,155.64	
176773	ELDER ABUSE PREVENTION SY17	2019	312.50	(3,348.52)	20,636.00			17,599.98
176773	ELDER ABUSE PREVENTION SY17	2020	17,599.98	(22,040.94)	4,440.96			0.00
				(25,389.46)	25,076.96	0.00	0.00	
177712	SEC.8 FAMILY SELF-SUFFICIENT	2019	(97,891.60)	(4,143.66)	48,941.58	(62,123.64)		(115,217.32)
177712	SEC.8 FAMILY SELF-SUFFICIENT	2020	(115,217.32)	(985.19)	10,429.02	(33,477.62)		(139,251.11)
				(5,128.85)	59,370.60	(95,601.26)	0.00	
186449	HOME FFY17 ADMINISTRATION	2019		(31,151.21)	35,186.76			4,035.55
186449	HOME FFY17 ADMINISTRATION	2020	4,035.55	(4,745.02)	7,592.34			6,882.87
				(35,896.23)	42,779.10	0.00	0.00	
186451	HOME FFY17 KAIWAHINE VILLAGE	2019		(2,043,750.00)	2,137,114.86			93,364.86
186451	HOME FFY17 KAIWAHINE VILLAGE	2020	93,364.86	(156,250.00)	62,885.14			0.00
				(2,200,000.00)	2,200,000.00	0.00	0.00	
186453	HOME FFY17 KAHOMA RESIDENTIAL	2019		(292,121.02)	377,318.22			85,197.20
186453	HOME FFY17 KAHOMA RESIDENTIAL	2020	85,197.20	(208,916.18)	123,718.98			0.00
				(501,037.20)	501,037.20	0.00	0.00	
186455	NATL HTF KAIWAHINE PHASE II	2019		(1,049,861.69)	1,226,120.95			176,259.26
186455	NATL HTF KAIWAHINE PHASE II	2020	176,259.26	(232,564.50)	56,305.24			0.00
				(1,282,426.19)	1,282,426.19	0.00	0.00	
186457	NATL HTF ADMINISTRATION	2019			196.20			196.20
186457	NATL HTF ADMINISTRATION	2020	196.20	(1,630.88)	1,434.68			0.00
				(1,630.88)	1,630.88	0.00	0.00	
186741	KUPUNA CARE PROGRAM	2019	83,305.08	(749,187.84)	668,823.02		57,932.61	60,872.87
186741	KUPUNA CARE PROGRAM	2020	60,872.87	(106,378.59)	43,100.22		2,405.50	0.00
				(855,566.43)	711,923.24	0.00	60,338.11	
186743	KUPUNA CAREGIVERS PROGRAM	2019	45,863.75	(165,541.50)	140,102.75			20,425.00
186743	KUPUNA CAREGIVERS PROGRAM	2020	20,425.00	(108,144.76)	88,951.76			1,232.00
				(273,686.26)	229,054.51	0.00	0.00	
186751	ASSISTED TRANSPORTN SH POS08	2019	(4,823.31)		4,823.31			0.00
				0.00	4,823.31	0.00	0.00	
186759	CONGREGATE MEALS NSIP FY18	2019			70,015.00	(70,015.00)		0.00
				0.00	70,015.00	(70,015.00)	0.00	

County of Maui

Housing and Human Concerns

Grant Revenues & Expenditures Quarterly Report - by Index and Fiscal Year as of 6/30/2020

Index	Index Title	FY	Beginning Fund Balance	Revenue	Expenditures	Transfers In	Transfers Out	Ending Fund Balance
186761	HOME DELIVERED MEALS NSIP FY18	2019			119.00	(119.00)		0.00
				0.00	119.00	(119.00)	0.00	
186763	LEISURE ACTIVITIES FY18	2019	(83,808.87)					(83,808.87)
186763	LEISURE ACTIVITIES FY18	2020	(83,808.87)					(83,808.87)
				0.00	0.00	0.00	0.00	
186769	AGING TITLE IIIB	2019	140,560.88	(231,009.28)	183,960.67			93,512.27
186769	AGING TITLE IIIB	2020	93,512.27	(93,512.27)				0.00
				(324,521.55)	183,960.67	0.00	0.00	
186770	STATE HEALTH INS ASST PRG	2019	(2,820.00)	(27,715.06)	27,261.55			(3,273.51)
186770	STATE HEALTH INS ASST PRG	2020	(3,273.51)	(8,210.00)				(11,483.51)
				(35,925.06)	27,261.55	0.00	0.00	
186771	RSVP RETIRED & SR VOL PRG	2019	16,970.04	(66,350.00)	49,379.96			0.00
				(66,350.00)	49,379.96	0.00	0.00	
186772	NUTRITION SVCS INCENTIVE	2019	(922.00)	(69,212.00)			70,134.00	0.00
				(69,212.00)	0.00	0.00	70,134.00	
186773	ELDER ABUSE PREVENTION SY18	2019			14,795.14			14,795.14
186773	ELDER ABUSE PREVENTION SY18	2020	14,795.14	(26,492.00)	11,696.86			0.00
				(26,492.00)	26,492.00	0.00	0.00	
186776	AGING TITLE IIIC-1	2019		(172,414.22)	12,923.43		115,906.60	(43,584.19)
186776	AGING TITLE IIIC-1	2020	(43,584.19)	43,354.32	229.87			(0.00)
				(129,059.90)	13,153.30	0.00	115,906.60	
186777	AGING TITLE IIIC-2	2019		(44,262.69)			93,620.66	49,357.97
186777	AGING TITLE IIIC-2	2020	49,357.97	(71,632.37)			22,274.40	0.00
				(115,895.06)	0.00	0.00	115,895.06	
186778	AGING TITLE IIID	2019			13,815.13			13,815.13
186778	AGING TITLE IIID	2020	13,815.13	(13,848.00)	32.87			0.00
				(13,848.00)	13,848.00	0.00	0.00	
186779	AGING TITLE IIIE	2019		(68,324.00)	61,073.25			(7,250.75)
186779	AGING TITLE IIIE	2020	(7,250.75)	1,902.25	5,348.50			0.00
				(66,421.75)	66,421.75	0.00	0.00	
187480	SEC 8 HOUSING VOUCHER FY18	2019	4,058.26		(1,817.00)	(4,058.26)		(1,817.00)
187480	SEC 8 HOUSING VOUCHER FY18	2020	(1,817.00)				1,817.00	0.00
				0.00	(1,817.00)	(4,058.26)	1,817.00	
187481	SEC 8 HOUSING ADMIN FY18	2019	(459,309.43)		1,188.29		458,220.14	99.00
187481	SEC 8 HOUSING ADMIN FY18	2020	99.00					99.00
				0.00	1,188.29	0.00	458,220.14	

County of Maui

Housing and Human Concerns

Grant Revenues & Expenditures Quarterly Report - by Index and Fiscal Year as of 6/30/2020

Index	Index Title	FY	Beginning Fund Balance	Revenue	Expenditures	Transfers In	Transfers Out	Ending Fund Balance
196741	KUPUNA CARE PROGRAM	2019		(255,986.72)	284,626.74		70,124.60	98,764.62
196741	KUPUNA CARE PROGRAM	2020	98,764.62	(616,824.87)	429,084.77		143,360.05	54,384.57
				(872,811.59)	713,711.51	0.00	213,484.65	
196757	A&B KOKUA GIVING CONTRIBUTION	2019		(20,000.00)	20,000.00			0.00
				(20,000.00)	20,000.00	0.00	0.00	
196758	ASSTD TRANSPORT PVT CONTRIB	2019		(15,018.84)	15,018.84			0.00
				(15,018.84)	15,018.84	0.00	0.00	
196759	CONGREGATE MEALS NSIP FY19	2019			15,427.25	(15,427.25)		0.00
196759	CONGREGATE MEALS NSIP FY19	2020			47,276.05	(47,276.05)		0.00
				0.00	62,703.30	(62,703.30)	0.00	
196760	CONGREGATE MLS PVT DONATION	2019		(79,203.81)	79,203.81			0.00
				(79,203.81)	79,203.81	0.00	0.00	
196761	HOME DELIVERED MEALS NSIP FY19	2019			51,302.70	(51,302.70)		0.00
196761	HOME DELIVERED MEALS NSIP FY19	2020			382.00	(382.00)		0.00
				0.00	51,684.70	(51,684.70)	0.00	
196762	HOME DEL MEALS PVT DONATION	2019		(102,671.75)	102,671.75			0.00
				(102,671.75)	102,671.75	0.00	0.00	
196764	ASSIST TRANSPORT-KUPUNA	2019			114,670.47	(114,670.47)		(0.00)
				0.00	114,670.47	(114,670.47)	0.00	
196765	CONGREGATE MEALS TITTLE III	2019			123,407.91	(123,407.91)		(0.00)
				0.00	123,407.91	(123,407.91)	0.00	
196766	HOME DEL MEALS KUPUNA	2019			101,000.00	(101,000.00)		0.00
				0.00	101,000.00	(101,000.00)	0.00	
196767	HOME DELIVERED MLS TITTLE III	2019			78,999.10	(78,999.10)		0.00
				0.00	78,999.10	(78,999.10)	0.00	
196768	ASSIST TRANSPORT-F&E COUNTY	2019			10,000.00	(10,000.00)		0.00
				0.00	10,000.00	(10,000.00)	0.00	
196769	AGING TITTLE IIIB	2019		(29,794.00)	105,480.74			75,686.74
196769	AGING TITTLE IIIB	2020	75,686.74	(316,191.44)	282,649.76			42,145.06
				(345,985.44)	388,130.50	0.00	0.00	
196771	RSVP RETIRED & SR VOL PRG	2019			19,108.12			19,108.12
196771	RSVP RETIRED & SR VOL PRG	2020	19,108.12	(73,350.00)	54,241.88			(0.00)
				(73,350.00)	73,350.00	0.00	0.00	
196772	NUTRITION SVCS INCENTIVE	2019		(148,935.00)			66,729.95	(82,205.05)
196772	NUTRITION SVCS INCENTIVE	2020	(82,205.05)	(382.00)	34,929.00		47,658.05	0.00

County of Maui

Housing and Human Concerns

Grant Revenues & Expenditures Quarterly Report - by Index and Fiscal Year as of 6/30/2020

Index	Index Title	FY	Beginning Fund Balance	Revenue	Expenditures	Transfers In	Transfers Out	Ending Fund Balance
				(149,317.00)	34,929.00	0.00	114,388.00	
196773	ELDER ABUSE PREVENTION SY19	2019			1,062.50			1,062.50
196773	ELDER ABUSE PREVENTION SY19	2020	1,062.50	(14,203.79)	9,488.11			(3,653.18)
				(14,203.79)	10,550.61	0.00	0.00	
196774	SUBSTANCE ABUSE PREVENTION	2019		(20,724.44)	20,724.44			0.00
				(20,724.44)	20,724.44	0.00	0.00	
196776	AGING TITLE IIIC-1	2019		(46,754.37)	56,178.82		5,378.41	14,802.86
196776	AGING TITLE IIIC-1	2020	14,802.86	(126,025.46)	26,088.18		107,608.59	22,474.17
				(172,779.83)	82,267.00	0.00	112,987.00	
196777	AGING TITLE IIIC-2	2020		(90,991.93)			106,640.00	15,648.07
				(90,991.93)	0.00	0.00	106,640.00	
196778	AGING TITLE IIID	2019			3,087.50			3,087.50
196778	AGING TITLE IIID	2020	3,087.50	(16,331.00)	13,243.50			0.00
				(16,331.00)	16,331.00	0.00	0.00	
196779	AGING TITLE IIIE	2019		(42,975.00)	68,990.00			26,015.00
196779	AGING TITLE IIIE	2020	26,015.00	(61,919.00)	35,904.00			0.00
				(104,894.00)	104,894.00	0.00	0.00	
197480	SEC 8 HOUSING VOUCHER FY19	2019		(21,416,815.18)	20,736,881.48		62,123.64	(617,810.06)
197480	SEC 8 HOUSING VOUCHER FY19	2020	(617,810.06)		(1,096.00)			(618,906.06)
				(21,416,815.18)	20,735,785.48	0.00	62,123.64	
197481	SEC 8 HOUSING ADMIN FY19	2019		(1,546,071.10)	1,203,869.35			(342,201.75)
197481	SEC 8 HOUSING ADMIN FY19	2020	(342,201.75)		228.96			(341,972.79)
				(1,546,071.10)	1,204,098.31	0.00	0.00	
197482	FSS COORDINATOR GRANT	2019		(23,843.40)	23,843.40			0.00
				(23,843.40)	23,843.40	0.00	0.00	
197741	SEC8 HSG ASST PYMTS(HAP)-NRA	2019	(1,555,874.83)	(57,385.29)			4,058.26	(1,609,201.86)
197741	SEC8 HSG ASST PYMTS(HAP)-NRA	2020	(1,609,201.86)	(11,154.81)		(1,817.00)	1,012,781.61	(609,392.06)
				(68,540.10)	0.00	(1,817.00)	1,016,839.87	
197751	SEC8 HSG ASST PYMTS(ADM)-NRA	2019	(1,471,604.88)	(71,744.85)		(458,220.14)		(2,001,569.87)
197751	SEC8 HSG ASST PYMTS(ADM)-NRA	2020	(2,001,569.87)	(15,182.70)				(2,016,752.57)
				(86,927.55)	0.00	(458,220.14)	0.00	
<b>Grand Total</b>				<b>(56,900,139.77)</b>	<b>55,690,580.49</b>	<b>(2,631,745.05)</b>	<b>2,621,745.05</b>	

**County of Maui**

**Parks and Recreation**

**Grant Revenues & Expenditures Quarterly Report - by Index and Fiscal Year as of 6/30/2020**

<u>Index</u>	<u>Index Title</u>	<u>FY</u>	<u>Beginning Fund Balance</u>	<u>Revenue</u>	<u>Expenditures</u>	<u>Transfers In</u>	<u>Transfers Out</u>	<u>Ending Fund Balance</u>
106795	PLAY & LEARN SESSIONS (PALS)	2020		(28,353.15)	28,353.15			0.00
				(28,353.15)	28,353.15	0.00	0.00	
186795	PLAY & LEARN SESSIONS (PALS)	2019	31,889.67	(31,889.67)				0.00
				(31,889.67)	0.00	0.00	0.00	
196795	PLAY & LEARN SESSIONS (PALS)	2019		(28,712.54)	62,875.64			34,163.10
196795	PLAY & LEARN SESSIONS (PALS)	2020	34,163.10	(34,163.10)				0.00
				(62,875.64)	62,875.64	0.00	0.00	
196797	NO KID HUNGRY	2020		(4,934.23)	4,934.23			0.00
				(4,934.23)	4,934.23	0.00	0.00	
<b>Grand Total</b>				<b>(128,052.69)</b>	<b>96,163.02</b>	<b>0.00</b>	<b>0.00</b>	

County of Maui

Grant Revenues & Expenditures Quarterly Report - by Index and Fiscal Year as of 6/30/2020

Public Works

Index	Index Title	FY	Beginning Fund Balance	Revenue	Expenditures	Transfers In	Transfers Out	Ending Fund Balance
116502	FHWA PROJS STATE REVIEWS	2019	102,268.46	(25,167.86)	42,040.82			119,141.42
116502	FHWA PROJS STATE REVIEWS	2020	119,141.42	(23,116.23)	8,033.93			104,059.12
				(48,284.09)	50,074.75	0.00	0.00	
146660	FHWA VARIOUS PROJECTS COUNTY	2019	13,793.35	(29,635.99)	29,440.32			13,597.68
146660	FHWA VARIOUS PROJECTS COUNTY	2020	13,597.68	(13,327.40)	16,659.24			16,929.52
				(42,963.39)	46,099.56	0.00	0.00	
186892	SOH DAPARTMENT OF HEALTH	2019	(5,521.58)					(5,521.58)
186892	SOH DAPARTMENT OF HEALTH	2020	(5,521.58)	5,521.58	5,521.58			5,521.58
				5,521.58	5,521.58	0.00	0.00	
196035	KIHOLO BAY EARTHQUAKE 10/15/06	2019		(1,015.22)	1,015.22			0.00
				(1,015.22)	1,015.22	0.00	0.00	
<b>Grand Total</b>				<b>(86,741.12)</b>	<b>102,711.11</b>	<b>0.00</b>	<b>0.00</b>	

County of Maui

Grant Revenues & Expenditures Quarterly Report - by Index and Fiscal Year as of 6/30/2020

Transportation

Index	Index Title	FY	Beginning Fund Balance	Revenue	Expenditures	Transfers In	Transfers Out	Ending Fund Balance
106915	FHWA MAUI MPO FY20 UPWP	2020		(4,919.31)	84,229.47			79,310.16
				(4,919.31)	84,229.47	0.00	0.00	
166906	FTA SEC5305 METROPOLITAN TRANS	2019	136,756.66	(90,455.68)	(46,300.98)			0.00
				(90,455.68)	(46,300.98)	0.00	0.00	
176908	FTA SEC5339 BUS/BUS FAC FORM	2019	40,452.87	(151,908.00)	111,455.13			0.00
				(151,908.00)	111,455.13	0.00	0.00	
176909	FTA SEC5311 NON-URBANIZED	2019	3,186.17	(5,848.00)	2,540.98			(120.85)
176909	FTA SEC5311 NON-URBANIZED	2020	(120.85)					(120.85)
				(5,848.00)	2,540.98	0.00	0.00	
176911	FHWA MAUI METRO PLANNING ORG	2019	29,061.58	(145,604.28)	146,246.54			29,703.84
176911	FHWA MAUI METRO PLANNING ORG	2020	29,703.84	(29,843.79)				(139.95)
				(175,448.07)	146,246.54	0.00	0.00	
186909	FTA SEC5311 NON-URBANIZED	2019		(18,838.00)	315,481.33			296,643.33
186909	FTA SEC5311 NON-URBANIZED	2020	296,643.33	(482,092.00)	83,491.14			(101,957.53)
				(500,930.00)	398,972.47	0.00	0.00	
186912	FHWA MAUI MPO FY18 UPWP	2019	(39,697.98)	(21,469.62)	165,868.62			104,701.02
186912	FHWA MAUI MPO FY18 UPWP	2020	104,701.02	(178,527.35)	73,829.06			2.73
				(199,996.97)	239,697.68	0.00	0.00	
186913	SEC5307 URBANIZED AREA FORMULA	2019			1,040,364.80			1,040,364.80
186913	SEC5307 URBANIZED AREA FORMULA	2020	1,040,364.80	(1,040,365.00)				(0.20)
				(1,040,365.00)	1,040,364.80	0.00	0.00	
186914	FTA MAUI MPO FY18 UPWP	2019	128,714.08	50,000.00	(3,649.61)			175,064.47
186914	FTA MAUI MPO FY18 UPWP	2020	175,064.47	(141,521.00)	24,935.53			58,479.00
				(91,521.00)	21,285.92	0.00	0.00	
196914	FTA MAUI MPO FY19 UPWP	2019			14,660.45			14,660.45
196914	FTA MAUI MPO FY19 UPWP	2020	14,660.45		84,181.17			98,841.62
				0.00	98,841.62	0.00	0.00	
196915	FHWA MAUI MPO FY19 UPWP	2019		(2,920.80)	126,424.78			123,503.98
196915	FHWA MAUI MPO FY19 UPWP	2020	123,503.98	(51,691.93)	128,992.37			200,804.42
				(54,612.73)	255,417.15	0.00	0.00	
<b>Grand Total</b>				<b>(2,316,004.76)</b>	<b>2,352,750.78</b>	<b>0.00</b>	<b>0.00</b>	


County of Maui

Environmental Management

Grant Revenues & Expenditures Quarterly Report - by Index and Fiscal Year as of 6/30/2020

Index	Index Title	FY	Beginning Fund Balance	Revenue	Expenditures	Transfers In	Transfers Out	Ending Fund Balance
106905	ELECTRONIC WASTE COLLECTION	2020			112,017.06			112,017.06
				0.00	112,017.06	0.00	0.00	
136038	W MAUI RECYCLED WTR SYSTEM EXP	2019	(548,353.99)					(548,353.99)
136038	W MAUI RECYCLED WTR SYSTEM EXP	2020	(548,353.99)					(548,353.99)
				0.00	0.00	0.00	0.00	
146906	HYATT/W MAUI RECYCLED WATER	2019	(475,476.00)					(475,476.00)
146906	HYATT/W MAUI RECYCLED WATER	2020	(475,476.00)					(475,476.00)
				0.00	0.00	0.00	0.00	
146907	STARWOOD/W MAUI RECYCLED WATER	2019	(1,397,880.00)					(1,397,880.00)
146907	STARWOOD/W MAUI RECYCLED WATER	2020	(1,397,880.00)					(1,397,880.00)
				0.00	0.00	0.00	0.00	
186907	GLASS RECOVERY PROGRAM	2019	109,390.00	(109,390.00)				0.00
				(109,390.00)	0.00	0.00	0.00	
196015	State of Hawaii DOH 604b Grant	2020			29,025.33			29,025.33
				0.00	29,025.33	0.00	0.00	
196907	ADVANCE GLASS DISP FEE	2019			115,390.00			115,390.00
196907	ADVANCE GLASS DISP FEE	2020	115,390.00		(115,390.00)			0.00
				0.00	0.00	0.00	0.00	
196909	ELECTRONIC DEVICE RECYCLING	2019			160,000.00			160,000.00
196909	ELECTRONIC DEVICE RECYCLING	2020	160,000.00					160,000.00
				0.00	160,000.00	0.00	0.00	
<b>Grand Total</b>				<b>(109,390.00)</b>	<b>301,042.39</b>	<b>0.00</b>	<b>0.00</b>	





---

## III. Expenditures

---

### III.A. Operations by Activity

**County of Maui**  
**Statement of Appropriations and Expenditures**  
**Operations by Activity**  
**Fiscal Year Ending 6/30/20 - as of 6/30/2020**

Activity	Prior Year	Amended	Year	Current	Balance	% of
* Program ** Fund *** Department	Encumbrance	Annual	to Date	Encumbrance	Available	Budget
	6/30/2019	Estimate	Expended	06/30/2020		Available
<b>County Council</b>						
01000 Council services	278,242	7,385,679	5,092,284	801,464	1,770,176	24.0 %
<b>010 * COUNCIL SERVICES PROGRAM</b>	<b>278,242</b>	<b>7,385,679</b>	<b>5,092,284</b>	<b>801,464</b>	<b>1,770,176</b>	<b>24.0 %</b>
01300 COUNTY AUDITOR PROGRAM	266,520	1,368,386	783,579	309,006	542,322	39.6 %
<b>013 * COUNTY AUDITOR PROGRAM</b>	<b>266,520</b>	<b>1,368,386</b>	<b>783,579</b>	<b>309,006</b>	<b>542,322</b>	<b>39.6 %</b>
<b>Fund ** GENERAL FUND</b>	<b>544,762</b>	<b>8,754,065</b>	<b>5,875,863</b>	<b>1,110,470</b>	<b>2,312,498</b>	<b>26.4 %</b>
<b>Dept *** County Council</b>	<b>544,762</b>	<b>8,754,065</b>	<b>5,875,863</b>	<b>1,110,470</b>	<b>2,312,498</b>	<b>26.4 %</b>
<b>County Clerk</b>						
02000 County clerk	193,938	1,731,212	1,064,681	378,499	481,970	27.8 %
<b>020 * COUNTY CLERK PROGRAM</b>	<b>193,938</b>	<b>1,731,212</b>	<b>1,064,681</b>	<b>378,499</b>	<b>481,970</b>	<b>27.8 %</b>
<b>Fund ** GENERAL FUND</b>	<b>193,938</b>	<b>1,731,212</b>	<b>1,064,681</b>	<b>378,499</b>	<b>481,970</b>	<b>27.8 %</b>
<b>Dept *** County Clerk</b>	<b>193,938</b>	<b>1,731,212</b>	<b>1,064,681</b>	<b>378,499</b>	<b>481,970</b>	<b>27.8 %</b>
<b>Office of the Mayor</b>						
03000 Office of mayor administration	4,381	1,627,017	1,582,817	4,381	44,200	2.7 %
04153 Committee on Status of Women		6,000	3,349		2,651	44.2 %
<b>030 * OFFICE OF MAYOR ADMIN PROGRAM</b>	<b>4,381</b>	<b>1,633,017</b>	<b>1,586,166</b>	<b>4,381</b>	<b>46,851</b>	<b>2.9 %</b>
04000 Economic development	4,680	1,398,242	1,164,866	134,916	103,140	7.4 %
04001 Molokai economic dev & cultura	75,051	140,000	90,525	104,564	19,962	14.3 %
04009 Agriculture promotion	115,306	125,000	173,775	64,174	2,356	1.9 %
04011 Film industry promotions		116,000	70,258	495	45,247	39.0 %
04013 Maui county farm bureau	212,552	350,000	310,906	251,646		0.0 %
04014 Maui economic development boar	202,500	875,000	455,283	622,217		0.0 %
04015 Maui visitors bureau		3,000,000	2,401,907	598,093		0.0 %
04017 Small business/high tech promo	20,301	50,000	25,653	40,079	4,569	9.1 %

**County of Maui**  
**Statement of Appropriations and Expenditures**  
**Operations by Activity**  
**Fiscal Year Ending 6/30/20 - as of 6/30/2020**

Activity	Prior Year	Amended	Year	Current	Balance	% of
* Program ** Fund *** Department	Encumbrance	Annual	to Date	Encumbrance	Available	Budget
	6/30/2019	Estimate	Expended	06/30/2020		Available
04030 Maui arts & cultural center		318,000	286,200	31,800		0.0 %
04037 Business research library	70,000	70,000	70,578	69,422		0.0 %
04039 Hui o waa kaulua	25,000		19,115		5,885	-
04054 Environmental protection	1,159,509	1,900,000	1,526,431	1,500,906	32,173	1.7 %
04057 East Maui econ dev/cultural	82,428	140,000	95,288	106,400	20,740	14.8 %
04066 UH tropical ag/human resources	83,419	100,000	79,546	103,873	1	0.0 %
04068 MEO bus dev cp microenterprise	26,500	278,250	223,439	81,311		0.0 %
04070 Maui nui botanical gardens		150,000	133,686	16,314		0.0 %
04079 Maui Arts&Cult Capital	1,168,083	600,000	354,314	1,413,769		0.0 %
04081 Grnt-Maui comm theater-lao imp	50,477	53,045	53,872	49,649		0.0 %
04082 Maui soil/water conservation		183,000	137,250	45,750		0.0 %
04083 Soil/water conservation-Moloka	25,700	30,000	40,700	15,000		0.0 %
04093 Molokai Livestock Cooperative	13,006	10,000		23,006		0.0 %
04106 Ke Ao I Ka Makani Ho'eha'ili	11,804		23,608		(11,804)	-
04108 KA 'OHANA O KALAUPAPA	25,000		25,000			-
04113 Ka Ipu Kukui fellows leadrshp	1,823	34,000	19,150	16,673		0.0 %
04117 Renewable energy programs	134,461	150,000	105,257	174,651	4,554	3.0 %
04118 Grnts Friends of Maui H School	19,569	65,000	64,900	19,669		0.0 %
04122 4-H UPCOUNTRY FAIR	34,815		34,815			-
04125 Maui Eco Dev Brd-Maui HS prg m	36,730	45,000	52,336	29,393		0.0 %
04126 COQUI FROG ERADICATION PRJ	750,000	2,500,000	762,218	2,487,782		0.0 %
04130 HAI-MAK-PAI ECO DEVT&CULTURAL	42,789	140,000	74,890	105,727	2,172	1.6 %
04135 Ma Ka Hana Ka Ike-OED	95,000	95,000	95,000	95,000		0.0 %
04138 SMAui economic dev & cultura	119,547	140,000	160,995	75,938	22,613	16.2 %
04139 Festivals of aloha		100,000	99,922		78	0.1 %
04140 WMaui economic dev & cultura	29,457	140,000	97,477	54,051	17,930	12.8 %
04142 CMaui economic dev & cultura	1,148		1,148			-
04144 250TH CELEB OF QUEEN KAAHUMANU	36,693			36,693		-

**County of Maui**  
**Statement of Appropriations and Expenditures**  
**Operations by Activity**  
**Fiscal Year Ending 6/30/20 - as of 6/30/2020**

Activity	Prior Year	Amended	Year	Current	Balance	% of
* Program ** Fund *** Department	Encumbrance	Annual	to Date	Encumbrance	Available	Budget
	6/30/2019	Estimate	Expended	06/30/2020		Available
04145 Lanai eco dev & cultural prgs	57,229	140,000	109,216	76,388	11,625	8.3 %
04148 SISTER CITY PROGRAM	15,000	25,000		40,000		0.0 %
04151 Maui Film Festival	25,000	100,000	25,000	100,000		0.0 %
04152 Lahaina Boat Day	11,000	25,000	28,600	7,400		0.0 %
04154 Made in maui county festival		100,000	100,000			0.0 %
04157 KAUPO COMMUNITY ASSOCIATION		475,000	98,882	376,118		0.0 %
04159 LIVING PONO PROJECT	5,750		5,750			-
04163 KAHULUI ECO DEVT & CULT PRG	11,000	140,000	100,329	50,671		0.0 %
04164 BARRIO FIESTA	17,000		17,000			-
04165 MAUI FIL-AM FOUNDATION	14,450		14,450			-
04168 QUEEN KEOPULANI CELEBRATION	71,375		42,861	28,515		-
04170 MAUI ECO DEV BRD HEALTHCARE	28,375	50,000	41,032	37,344		0.0 %
04171 MAUI HISTORICAL SOCIETY	25,000		9,263	15,737		-
04172 VISITOR EDUCATION	7,325	200,000	22,690	25,000	159,635	79.8 %
04173 MOLOKAI & LANAI AGRI PRODUCTN	10,000	100,000	41,171	68,745	84	0.1 %
04174 PUK-KULA-ULU ECO DEV&CULT PRG	29,500	140,000	93,177	78,097	(1,773)	(1.3)%
04175 HUI NO'EAU VISUAL ART/ALOHA		50,000	16,562	33,438		0.0 %
04176 HUI NO'EAU VISUALART YOUTH/FAM		25,000	20,177	4,823		0.0 %
04179 MEDB STEMWORKS AFTER SCHOOL		200,000	151,236	48,764		0.0 %
04180 TECHNOLOGY BUSINESS PROMOTION		250,000	218,095	25,000	6,905	2.8 %
04182 MAUI ESG INITIATIVES CONF		75,000	63,546	11,454		0.0 %
04184 Wailuku Eco Dev't & Cultural	12,156	140,000	61,652	90,149	355	0.3 %
04187 HANA HIGHWAY VISITOR EDUC		200,000		200,000		0.0 %
04188 MSG & EDUC ILLEGAL VAC RENTALS		100,000			100,000	100.0 %
04189 MAUI NUI MARINE RESOURCE		100,000	16,821	83,179		0.0 %
04190 HAWAII FARMERS UNION UNITED		370,000	201,593	168,407		0.0 %
04191 ARTS EDUC INNOVATIVE PRGS		424,360	424,360			0.0 %

County of Maui  
Statement of Appropriations and Expenditures  
Operations by Activity  
Fiscal Year Ending 6/30/20 - as of 6/30/2020

Activity * Program	** Fund	*** Department	Prior Year Encumbrance 6/30/2019	Amended Annual Estimate	Year to Date Expended	Current Encumbrance 06/30/2020	Balance Available	% of Budget Available
040	* MAYOR ADMIN ECONOMIC DEV PRGMS		5,013,508	16,724,897	11,253,771	9,938,190	546,447	3.3 %
12300	BUDGET		2,628	491,440	447,965		46,104	9.4 %
123	* BUDGET PROGRAM		2,628	491,440	447,965	0	46,104	9.4 %
Fund	** GENERAL FUND		5,020,517	18,849,354	13,287,902	9,942,571	639,402	3.4 %
Dept	*** Office of the Mayor		5,020,517	18,849,354	13,287,902	9,942,571	639,402	3.4 %
<b>Management</b>								
06000	Management		351,533	1,417,599	1,108,277	358,276	302,580	21.3 %
06005	Maui County Veterans Council		4,618	22,000	17,606	9,012		0.0 %
06009	MOLOKAI VETERANS CARING		4,055	10,000	10,000	4,055		0.0 %
06010	WEST MAUI VETERANS CLUB		1	5,000	2,500	2,500	1	0.0 %
060	* MANAGEMENT PROGRAM		360,207	1,454,599	1,138,383	373,843	302,581	20.8 %
06500	Management information systems		3,423,270	10,984,042	11,191,126	2,665,260	550,927	5.0 %
065	* MANAGEMENT INFORMATION SYSTEMS		3,423,270	10,984,042	11,191,126	2,665,260	550,927	5.0 %
06600	Geographic information systems		5,234			5,234		-
066	* GEOGRAPHIC INFORMATION SYSTEMS		5,234	0	0	5,234	0	-
06700	MAUI REDEVELOPMENT PROGRAM		265,714	1,733,466	741,256	511,361	746,563	43.1 %
06710	Grant to Lokahi Pacific		194,737		74,247	120,490		-
067	* MAUI REDEVELOPMENT PROGRAM		460,451	1,733,466	815,503	631,851	746,563	43.1 %
Fund	** GENERAL FUND		4,249,162	14,172,107	13,145,012	3,676,188	1,600,071	11.3 %
Dept	*** Management		4,249,162	14,172,107	13,145,012	3,676,188	1,600,071	11.3 %
<b>Corporation Counsel</b>								
07000	Legal services		333,267	4,261,067	4,208,683	115,839	269,816	6.3 %

County of Maui  
Statement of Appropriations and Expenditures  
Operations by Activity  
Fiscal Year Ending 6/30/20 - as of 6/30/2020

Activity * Program ** Fund *** Department	Prior Year Encumbrance 6/30/2019	Amended Annual Estimate	Year to Date Expended	Current Encumbrance 06/30/2020	Balance Available	% of Budget Available
070 * LEGAL SERVICES PROGRAM	333,267	4,261,067	4,208,683	115,839	269,816	6.3 %
Fund ** GENERAL FUND	333,267	4,261,067	4,208,683	115,839	269,816	6.3 %
Dept *** Corporation Counsel	333,267	4,261,067	4,208,683	115,839	269,816	6.3 %
Prosecuting Attorney						
08000 Prosecutors administration	592	861,460	821,183		40,870	4.7 %
080 * PROSECUTORS ADMIN PROGRAM	592	861,460	821,183	0	40,870	4.7 %
09000 General prosecution	3,014	6,244,758	5,695,882	1,798	550,093	8.8 %
090 * GENERAL PROSECUTION PROGRAM	3,014	6,244,758	5,695,882	1,798	550,093	8.8 %
Fund ** GENERAL FUND	3,606	7,106,218	6,517,065	1,798	590,963	8.3 %
Dept *** Prosecuting Attorney	3,606	7,106,218	6,517,065	1,798	590,963	8.3 %
Finance						
10000 Finance Administration	39,184	882,342	855,056	28,811	37,659	4.3 %
100 * FINANCE ADMIN PROGRAM	39,184	882,342	855,056	28,811	37,659	4.3 %
11000 Treasury	82,469	1,443,454	1,239,743	169,520	116,660	8.1 %
110 * TREASURY PROGRAM	82,469	1,443,454	1,239,743	169,520	116,660	8.1 %
12000 Accounts	197,393	1,473,963	1,521,736	71,905	77,715	5.3 %
120 * ACCOUNTS PROGRAM	197,393	1,473,963	1,521,736	71,905	77,715	5.3 %
13000 Purchasing	10,378	480,957	453,530	11,278	26,527	5.5 %
130 * PURCHASING PROGRAM	10,378	480,957	453,530	11,278	26,527	5.5 %
14000 Financial services	910,674	8,313,980	6,999,814	794,159	1,430,682	17.2 %
14003 CW svc ctr-annual lease costs		612,000	604,827		7,173	1.2 %

**County of Maui**  
**Statement of Appropriations and Expenditures**  
**Operations by Activity**  
**Fiscal Year Ending 6/30/20 - as of 6/30/2020**

Activity	Prior Year	Amended	Year	Current	Balance	% of
* Program ** Fund *** Department	Encumbrance	Annual	to Date	Encumbrance	Available	Budget
	6/30/2019	Estimate	Expended	06/30/2020		Available
<b>140 * FINANCIAL SERVICES</b>	<b>910,674</b>	<b>8,925,980</b>	<b>7,604,641</b>	<b>794,159</b>	<b>1,437,855</b>	<b>16.1 %</b>
17001 Countywide fringe benefits	31,965	109,544,283	103,395,746	29,752	6,150,750	5.6 %
17002 Interfund Fringe Reimbursement		(20,933,248)	(20,261,129)		(672,119)	3.2 %
17003 Bond issuance & debt services	196,000	6,876,285	15,079	215,500	6,841,706	99.5 %
17004 Supplemental transfer highway		880,655	880,655			0.0 %
17006 Supplemental transfer solidwst		875,618	875,618			0.0 %
17009 Insurance & self insurance	384,145	10,302,074	7,342,102	567,265	2,776,851	27.0 %
17011 Supplemental transfer EP&S		2,038,159	2,038,159			0.0 %
17012 Open space, natural resources		3,580,362	3,580,362			0.0 %
17013 CW affordable housing fund		14,321,450	14,321,450			0.0 %
17014 Countywide general costs	3,280	1,529,206	1,155,526	160,286	216,674	14.2 %
17015 Overhead reimbursement		(19,242,253)	(18,740,852)		(501,401)	2.6 %
17016 Transfer to Emergency Fund		6,500,000	6,500,000			0.0 %
17019 Post-Employment Obligations Fd		22,249,711	22,249,711			0.0 %
17022 Experimental/Demo Housing Prjs		1,000,000	1,000,000			0.0 %
<b>170 * COUNTY WIDE COSTS PROGRAM</b>	<b>615,390</b>	<b>139,522,302</b>	<b>124,352,427</b>	<b>972,803</b>	<b>14,812,461</b>	<b>10.6 %</b>
<b>Fund ** GENERAL FUND</b>	<b>1,855,488</b>	<b>152,728,998</b>	<b>136,027,133</b>	<b>2,048,476</b>	<b>16,508,877</b>	<b>10.8 %</b>
17003 Bond issuance & debt services		49,200,635	49,200,635			0.0 %
<b>170 * COUNTY WIDE COSTS PROGRAM</b>	<b>0</b>	<b>49,200,635</b>	<b>49,200,635</b>	<b>0</b>	<b>0</b>	<b>0.0 %</b>
<b>Fund ** DEBT SERVICE FUND</b>	<b>0</b>	<b>49,200,635</b>	<b>49,200,635</b>	<b>0</b>	<b>0</b>	<b>0.0 %</b>
<b>Dept *** Finance</b>	<b>1,855,488</b>	<b>201,929,633</b>	<b>185,227,768</b>	<b>2,048,476</b>	<b>16,508,877</b>	<b>8.2 %</b>
<b>Personnel Services</b>						
18000 Personnel services	75,574	1,752,786	1,533,708	87,048	207,604	11.8 %
<b>180 * PERSONNEL SERVICES PROGRAM</b>	<b>75,574</b>	<b>1,752,786</b>	<b>1,533,708</b>	<b>87,048</b>	<b>207,604</b>	<b>11.8 %</b>



**County of Maui**  
**Statement of Appropriations and Expenditures**  
**Operations by Activity**  
**Fiscal Year Ending 6/30/20 - as of 6/30/2020**

Activity * Program ** Fund *** Department	Prior Year Encumbrance 6/30/2019	Amended Annual Estimate	Year to Date Expended	Current Encumbrance 06/30/2020	Balance Available	% of Budget Available
<b>Fund ** GENERAL FUND</b>	<b>75,574</b>	<b>1,752,786</b>	<b>1,533,708</b>	<b>87,048</b>	<b>207,604</b>	<b>11.8 %</b>
<b>Dept *** Personnel Services</b>	<b>75,574</b>	<b>1,752,786</b>	<b>1,533,708</b>	<b>87,048</b>	<b>207,604</b>	<b>11.8 %</b>
<b>Planning</b>						
19000 Planning	695,337	6,738,590	5,707,668	1,466,531	259,732	3.9 %
19021 Maui redevelopment agency	21,340		8,357	12,983	-	-
19035 UH-Maui Sea Grant	19,336	104,000	91,857	31,389	91	0.1 %
19048 DUNE & SHORELINE MANAGEMENT		100,000		100,000		0.0 %
19052 TRANSIT ORIENTED DEV'T		100,000	(260)	100,000	260	0.3 %
19063 Cultural resource management	14,377	25,000	14,377		25,000	100.0 %
19064 Pioneer mill office rehabltn		30,000		30,000		0.0 %
<b>190 * PLANNING PROGRAM</b>	<b>750,390</b>	<b>7,097,590</b>	<b>5,821,999</b>	<b>1,740,903</b>	<b>285,083</b>	<b>4.0 %</b>
<b>Fund ** GENERAL FUND</b>	<b>750,390</b>	<b>7,097,590</b>	<b>5,821,999</b>	<b>1,740,903</b>	<b>285,083</b>	<b>4.0 %</b>
<b>Dept *** Planning</b>	<b>750,390</b>	<b>7,097,590</b>	<b>5,821,999</b>	<b>1,740,903</b>	<b>285,083</b>	<b>4.0 %</b>
<b>Police</b>						
26000 Police administration	57,539	5,528,571	5,125,522	152,288	308,301	5.6 %
<b>260 * POLICE ADMINISTRATION PROGRAM</b>	<b>57,539</b>	<b>5,528,571</b>	<b>5,125,522</b>	<b>152,288</b>	<b>308,301</b>	<b>5.6 %</b>
27000 Investigative service	356,405	12,315,636	9,982,386	140,707	2,548,952	20.7 %
<b>270 * INVESTIGATIVE SERVICE PROGRAM</b>	<b>356,405</b>	<b>12,315,636</b>	<b>9,982,386</b>	<b>140,707</b>	<b>2,548,952</b>	<b>20.7 %</b>
28000 Uniformed patrol services	822,230	32,127,692	29,798,467	591,690	2,559,764	8.0 %
<b>280 * UNIFORMED PATROL SERVICES PROG</b>	<b>822,230</b>	<b>32,127,692</b>	<b>29,798,467</b>	<b>591,690</b>	<b>2,559,764</b>	<b>8.0 %</b>
29000 Technical & support services	491,976	13,092,745	9,428,644	1,862,025	2,294,049	17.5 %
<b>290 * TECHNICAL &amp; SUPPORT SVCS PROG</b>	<b>491,976</b>	<b>13,092,745</b>	<b>9,428,644</b>	<b>1,862,025</b>	<b>2,294,049</b>	<b>17.5 %</b>
<b>Fund ** GENERAL FUND</b>	<b>1,728,150</b>	<b>63,064,644</b>	<b>54,335,019</b>	<b>2,746,710</b>	<b>7,711,066</b>	<b>12.2 %</b>

County of Maui  
Statement of Appropriations and Expenditures  
Operations by Activity  
Fiscal Year Ending 6/30/20 - as of 6/30/2020

Activity * Program ** Fund *** Department	Prior Year Encumbrance 6/30/2019	Amended Annual Estimate	Year to Date Expended	Current Encumbrance 06/30/2020	Balance Available	% of Budget Available
Dept *** Police	<u>1,728,150</u>	<u>63,064,644</u>	<u>54,335,019</u>	<u>2,746,710</u>	<u>7,711,066</u>	<u>12.2 %</u>
Fire and Public Safety						
22000 Fire control admin & maint	<u>11,909</u>	<u>2,999,657</u>	<u>2,108,902</u>	<u>672,109</u>	<u>230,553</u>	<u>7.7 %</u>
220 * FIRE CONTROL ADMIN/MAINT PROG	<u>11,909</u>	<u>2,999,657</u>	<u>2,108,902</u>	<u>672,109</u>	<u>230,553</u>	<u>7.7 %</u>
23000 Fire control training	<u>92,556</u>	<u>1,505,664</u>	<u>1,359,759</u>	<u>132,848</u>	<u>105,612</u>	<u>7.0 %</u>
230 * FIRE CONTROL TRAINING PROGRAM	<u>92,556</u>	<u>1,505,664</u>	<u>1,359,759</u>	<u>132,848</u>	<u>105,612</u>	<u>7.0 %</u>
24000 Fire rescue operations	<u>716,692</u>	<u>32,502,087</u>	<u>32,269,044</u>	<u>289,903</u>	<u>659,831</u>	<u>2.0 %</u>
240 * FIRE RESCUE OPERATIONS PROGRAM	<u>716,692</u>	<u>32,502,087</u>	<u>32,269,044</u>	<u>289,903</u>	<u>659,831</u>	<u>2.0 %</u>
25000 Fire prevention	<u>8,681</u>	<u>1,049,558</u>	<u>885,763</u>	<u>6,683</u>	<u>165,794</u>	<u>15.8 %</u>
250 * FIRE PREVENTION PROGRAM	<u>8,681</u>	<u>1,049,558</u>	<u>885,763</u>	<u>6,683</u>	<u>165,794</u>	<u>15.8 %</u>
25200 Ocean safety adm/ocean safety	<u>4,671</u>	<u>4,439,029</u>	<u>3,935,044</u>	<u>153,328</u>	<u>355,329</u>	<u>8.0 %</u>
252 * OCEAN SAFETY PROGRAM	<u>4,671</u>	<u>4,439,029</u>	<u>3,935,044</u>	<u>153,328</u>	<u>355,329</u>	<u>8.0 %</u>
Fund ** GENERAL FUND	<u>834,509</u>	<u>42,495,995</u>	<u>40,558,512</u>	<u>1,254,871</u>	<u>1,517,119</u>	<u>3.6 %</u>
Dept *** Fire and Public Safety	<u>834,509</u>	<u>42,495,995</u>	<u>40,558,512</u>	<u>1,254,871</u>	<u>1,517,119</u>	<u>3.6 %</u>
Emergency Management Agency						
21000 Civil defense	<u>3,147</u>	<u>643,621</u>	<u>602,971</u>	<u>39,200</u>	<u>4,597</u>	<u>0.7 %</u>
21003 GRNT AMERICAN RED CROSS		<u>50,000</u>	<u>50,000</u>			<u>0.0 %</u>
210 * CIVIL DEFENSE PROGRAM	<u>3,147</u>	<u>693,621</u>	<u>652,971</u>	<u>39,200</u>	<u>4,597</u>	<u>0.7 %</u>
Fund ** GENERAL FUND	<u>3,147</u>	<u>693,621</u>	<u>652,971</u>	<u>39,200</u>	<u>4,597</u>	<u>0.7 %</u>
Dept *** Emergency Management Agency	<u>3,147</u>	<u>693,621</u>	<u>652,971</u>	<u>39,200</u>	<u>4,597</u>	<u>0.7 %</u>
Liquor Control						
20000 Liquor control general	<u>85,329</u>	<u>1,922,007</u>	<u>1,753,549</u>	<u>19,892</u>	<u>233,897</u>	<u>12.2 %</u>

County of Maui  
Statement of Appropriations and Expenditures  
Operations by Activity  
Fiscal Year Ending 6/30/20 - as of 6/30/2020

Activity * Program ** Fund *** Department	Prior Year Encumbrance 6/30/2019	Amended Annual Estimate	Year to Date Expended	Current Encumbrance 06/30/2020	Balance Available	% of Budget Available
20002 Liquor admin overhead charges		1,022,704	898,212		124,492	12.2 %
<b>200 * LIQUOR CONTROL GENERAL PROG</b>	<b>85,329</b>	<b>2,944,711</b>	<b>2,651,761</b>	<b>19,892</b>	<b>358,389</b>	<b>12.2 %</b>
<b>Fund ** GENERAL FUND</b>	<b>85,329</b>	<b>2,944,711</b>	<b>2,651,761</b>	<b>19,892</b>	<b>358,389</b>	<b>12.2 %</b>
<b>Dept *** Liquor Control</b>	<b>85,329</b>	<b>2,944,711</b>	<b>2,651,761</b>	<b>19,892</b>	<b>358,389</b>	<b>12.2 %</b>
<b>Housing and Human Concerns</b>						
30000 Housing & human concerns admin	11,510	476,383	465,496	11,358	11,039	2.3 %
<b>300 * HSG &amp; HUMAN CONCERNS ADM PROG</b>	<b>11,510</b>	<b>476,383</b>	<b>465,496</b>	<b>11,358</b>	<b>11,039</b>	<b>2.3 %</b>
31000 Housing	36,103	1,362,733	658,428	197,509	542,901	39.8 %
31006 Affordable rental housing prg	(391)	1,400,000	1,399,609			0.0 %
31007 Hale Mahaolu-Homeownership/hsg		150,000	150,000			0.0 %
31015 First time homebuyer's prgrm		2,000,000	930,857	750,000	319,143	16.0 %
<b>310 * HOUSING PROGRAM</b>	<b>35,712</b>	<b>4,912,733</b>	<b>3,138,894</b>	<b>947,509</b>	<b>862,044</b>	<b>17.5 %</b>
32000 Human concerns - general	158,539	5,793,224	5,531,839	116,467	303,462	5.2 %
32001 Hana Youth Center, Inc		154,393	154,393			0.0 %
32011 Women helping women		220,000	220,000			0.0 %
32012 Early childhood	10,892	295,443	236,059	62,731	7,545	2.6 %
32014 Substance abuse	3,721	801,567	570,924	24,200	210,164	26.2 %
32015 E Malama I Na Keiki preschool		86,335	86,335			0.0 %
32016 Homelessness programs	249,552	2,184,417	1,404,573	121,662	907,734	41.6 %
32017 Maui adult day care center		358,440	358,440			0.0 %
32019 MEO Headstart after school	(18,781)	270,160	225,649		25,729	9.5 %
32020 MEO headstart summer	180,250	189,262	182,524	66,822	120,167	63.5 %
32025 Lanai Youth Center	1,338	212,958	196,256		18,040	8.5 %
32029 Kihei Youth Center		289,856	289,856			0.0 %
32034 Youth		94,177	91,132		3,045	3.2 %

**County of Maui**  
**Statement of Appropriations and Expenditures**  
**Operations by Activity**  
**Fiscal Year Ending 6/30/20 - as of 6/30/2020**

Activity	Prior Year	Amended	Year	Current	Balance	% of
* Program ** Fund *** Department	Encumbrance	Annual	to Date	Encumbrance	Available	Budget
	6/30/2019	Estimate	Expended	06/30/2020		Available
32036 Maui family support services	8,275	115,000	115,000	8,275		0.0 %
32039 J. Walter Cameron center expsn	15,685	169,000	15,685	169,000		0.0 %
32040 Big brothers & sisters		141,586	141,586			0.0 %
32049 Ka lima o Maui	500,000			500,000		-
32058 Mental health associaiton		65,000	65,000			0.0 %
32062 Self sufficiency	(1,270)	95,000	93,729			0.0 %
32064 Hana community association	24,992	99,487	61,009	38,478	24,992	25.1 %
32070 MEO infant toddler care	(6,345)	107,885	101,540			0.0 %
32084 Maui community food bank		400,000	400,000			0.0 %
32085 Maui arts & performing academy		25,000	25,000			0.0 %
32088 Hui Malama learning center		297,616	297,616			0.0 %
32090 FAM SPT-TEEN VOICES	4,263	42,630	42,630		4,263	10.0 %
32093 BOY SCOUTS OF AMERICA	500,000			500,000		-
32094 Salvation Army		140,000	140,000			0.0 %
32100 Grant for Molokai Youth Ctr		310,931	279,838	31,093		0.0 %
32102 IMUA FAMILY SERVICES	3,966	39,655	39,655		3,966	10.0 %
32104 Paia Youth Council, Inc		284,527	284,527			0.0 %
32106 Boys/Girls Club of Maui, Inc		1,239,993	1,239,993			0.0 %
32109 Maui Farm	13,074	247,200	222,480	37,794		0.0 %
32110 YOUTH ALCOHOL EDUC AWARENESS	12,112	158,377	67,112		103,377	65.3 %
32111 Coalition for Drug Free Lanai	4,328	50,000		54,328		0.0 %
32116 MEO ENLACE HISPANO PROGRAM	(6,618)	105,247	98,628			0.0 %
32117 Lahaina tutoring project		11,000	8,250	2,750		0.0 %
32119 Volunter ctr projct graduation	(17,013)	47,741	30,728			0.0 %
32120 Ohana Makamae	10,321	103,207	(10,321)	113,528	10,321	10.0 %
32127 National Kidney Foundation/HI	(8,099)	25,000	16,901			0.0 %
32135 Grnts/Disb-Svcs-Frail/Elderly	394,698	861,739	947,045	280,866	28,526	3.3 %
32138 BOYS/GIRLS CLUB PAUKUKALO	75,000	500,000		75,000	500,000	100.0 %

**County of Maui**  
**Statement of Appropriations and Expenditures**  
**Operations by Activity**  
**Fiscal Year Ending 6/30/20 - as of 6/30/2020**

Activity * Program	** Fund	*** Department	Prior Year Encumbrance 6/30/2019	Amended Annual Estimate	Year to Date Expended	Current Encumbrance 06/30/2020	Balance Available	% of Budget Available
32142		MEO UNDERAGE DRINKING	(5,383)	53,825	48,443			0.0 %
32144		Lanai Com'ty Health Ctr Fac		82,610	82,610			0.0 %
32146		MEO Planning&Coordinating	(1,514)	87,075	85,561			0.0 %
32149		Grnt-Best Buddies prgrm		85,000	76,500	8,500		0.0 %
32150		MEO B.E.S.T. REINTEGRATION	(1,430)	108,150	106,720			0.0 %
32152		HALE MAKUA		300,000	135,500	164,500		0.0 %
32156		LANAI YOUTH CTR FACILITY	175,000		114,720	60,280		-
32158		Hawaiian Kamalii Inc.		18,672	18,672			0.0 %
32159		MEO youth services	(10,338)	217,125	206,787			0.0 %
32160		MAUI YOUTH & FAMILY SVC, INC		200,000	200,000			0.0 %
32162		FEED MY SHEEP		100,000	100,000			0.0 %
32163		Hale mahaolu personal care prg	61,061	103,000	164,061			0.0 %
32167		Special Olympics Hawaii grnts		35,000	31,500	3,500		0.0 %
32171		MENTAL HEALTH KOKUA		192,337	192,337			0.0 %
32176		Partners in devlp fndt	(4,012)	40,000	35,988			0.0 %
32179		Food, shelter & safty grants	10,352	959,711	859,951	51,412	58,700	6.1 %
32182		MOLOKAI CHILD ABUSE PREVENTION		95,000	85,246	9,754		0.0 %
32183		ASST PRG FOR MYCOGEN DISPLD WR	(64,014)		(64,014)			-
32185		Lanai Kinaole		75,000	65,000	10,000		0.0 %
32188		HAWAII EMERGENCY LAULIMA PRTNS		2,000,000	2,000,000			0.0 %
<b>320</b>	<b>*</b>	<b>HUMAN CONCERNS PROGRAM</b>	<b>2,272,602</b>	<b>21,385,558</b>	<b>18,817,193</b>	<b>2,510,940</b>	<b>2,330,031</b>	<b>10.9 %</b>
33000		Animal management		100,000	100,000			0.0 %
33003		Animal Sheltering Program		1,598,468	1,598,468			0.0 %
33006		ANIMAL ENFORCEMENT PROGRAM		863,650	863,650			0.0 %
33010		Grant 2 Molokai Humane Society		137,634	103,750		33,884	24.6 %
<b>330</b>	<b>*</b>	<b>ANIMAL MANAGMENT PROGRAM</b>	<b>0</b>	<b>2,699,752</b>	<b>2,665,868</b>	<b>0</b>	<b>33,884</b>	<b>1.3 %</b>

County of Maui  
Statement of Appropriations and Expenditures  
Operations by Activity  
Fiscal Year Ending 6/30/20 - as of 6/30/2020

Activity * Program ** Fund *** Department	Prior Year Encumbrance 6/30/2019	Amended Annual Estimate	Year to Date Expended	Current Encumbrance 06/30/2020	Balance Available	% of Budget Available
<b>Fund ** GENERAL FUND</b>	<b>2,319,824</b>	<b>29,474,426</b>	<b>25,087,451</b>	<b>3,469,807</b>	<b>3,236,998</b>	<b>11.0 %</b>
<b>Dept *** Housing and Human Concerns</b>	<b>2,319,824</b>	<b>29,474,426</b>	<b>25,087,451</b>	<b>3,469,807</b>	<b>3,236,998</b>	<b>11.0 %</b>
<b>Parks and Recreation</b>						
34000 Parks & recreation administrat	123,179	2,437,129	2,205,673	166,990	187,646	7.7 %
34002 MCCC workline	59,856	117,000	54,074	5,782	117,000	100.0 %
34012 Lahaina restoration foundation		341,000	191,000	150,000		0.0 %
34022 MAUI INLINE HOCKEY ASSOCIATION	100,098		49,902	50,195		-
34025 BAHAY KUBO FOR FILIPINO HUT	20,000		4,335	15,665		-
<b>340 * PARKS &amp; REC ADMIN PROG</b>	<b>303,133</b>	<b>2,895,129</b>	<b>2,504,984</b>	<b>388,632</b>	<b>304,646</b>	<b>10.5 %</b>
35000 Park maintenance	50,244		42,455	7,790		-
<b>350 * PARK MAINTENANCE PROGRAM</b>	<b>50,244</b>	<b>0</b>	<b>42,455</b>	<b>7,790</b>	<b>0</b>	<b>--</b>
35300 PARKS PROGRAM	1,501,098	7,376,370	6,365,967	2,027,445	484,060	6.6 %
<b>353 * PARKS PROGRAM</b>	<b>1,501,098</b>	<b>7,376,370</b>	<b>6,365,967</b>	<b>2,027,445</b>	<b>484,060</b>	<b>6.6 %</b>
37000 Recreation & support services	839,480	24,043,203	21,184,966	440,533	3,257,182	13.5 %
<b>370 * RECREATION &amp; SUPPORT SVCS PROG</b>	<b>839,480</b>	<b>24,043,203</b>	<b>21,184,966</b>	<b>440,533</b>	<b>3,257,182</b>	<b>13.5 %</b>
40000 Aquatics			(905)		905	-
<b>400 * AQUATICS PROGRAM</b>	<b>0</b>	<b>0</b>	<b>(905)</b>	<b>0</b>	<b>905</b>	<b>--</b>
<b>Fund ** GENERAL FUND</b>	<b>2,693,955</b>	<b>34,314,702</b>	<b>30,097,467</b>	<b>2,864,400</b>	<b>4,046,793</b>	<b>11.8 %</b>
34020 Lahaina restoration Park Asses	264,512		208,778	55,735		-
<b>340 * PARKS &amp; REC ADMIN PROG</b>	<b>264,512</b>	<b>0</b>	<b>208,778</b>	<b>55,735</b>	<b>0</b>	<b>--</b>
<b>Fund ** SPECIAL REVENUE FUND</b>	<b>264,512</b>	<b>0</b>	<b>208,778</b>	<b>55,735</b>	<b>0</b>	<b>--</b>
42000 Waiehu golf course	291,060	1,435,774	1,193,571		533,263	37.1 %

County of Maui  
Statement of Appropriations and Expenditures  
Operations by Activity  
Fiscal Year Ending 6/30/20 - as of 6/30/2020

Activity * Program ** Fund *** Department	Prior Year Encumbrance 6/30/2019	Amended Annual Estimate	Year to Date Expended	Current Encumbrance 06/30/2020	Balance Available	% of Budget Available
420 * WAIIEHU GOLF COURSE PROGRAM	291,060	1,435,774	1,193,571	0	533,263	37.1 %
Fund ** ENTERPRISE FUND	291,060	1,435,774	1,193,571	0	533,263	37.1 %
Dept *** Parks and Recreation	<u>3,249,527</u>	<u>35,750,476</u>	<u>31,499,816</u>	<u>2,920,135</u>	<u>4,580,056</u>	<u>12.8 %</u>
<b>Public Works</b>						
43000 Public works administration	5,176	628,410	545,316	5,176	83,094	13.2 %
430 * PUBLIC WORKS ADMIN PROGRAM	5,176	628,410	545,316	5,176	83,094	13.2 %
44000 Engineering	932,172	3,876,781	3,929,135	541,447	338,369	8.7 %
440 * ENGINEERING PROGRAM	932,172	3,876,781	3,929,135	541,447	338,369	8.7 %
45000 Special maintenance	403,261	5,340,035	3,538,148	1,319,163	885,984	16.6 %
450 * SPECIAL MAINTENANCE PROGRAM	403,261	5,340,035	3,538,148	1,319,163	885,984	16.6 %
46000 Development services admin	2,439	2,545,583	2,333,637	2,483	211,900	8.3 %
460 * DEVELOPMENT SERVICES ADMINSTRN	2,439	2,545,583	2,333,637	2,483	211,900	8.3 %
Fund ** GENERAL FUND	<u>1,343,048</u>	<u>12,390,809</u>	<u>10,346,236</u>	<u>1,868,269</u>	<u>1,519,347</u>	<u>12.3 %</u>
50000 Highway administration	960	648,910	577,764	5,872	66,234	10.2 %
50002 Highway ERS & FICA		2,397,375	2,114,232		283,143	11.8 %
50003 Highway health fund		1,439,207	1,439,207			0.0 %
50004 Highway debt service		7,258,762	7,258,762			0.0 %
50005 Highway admin overhead		5,329,758	5,219,066		110,692	2.1 %
50007 Supplemental trfs general fund		1,063,134	1,063,134			0.0 %
50011 Highways contribution to OPEB		700,899	700,049		850	0.1 %
500 * HIGHWAY ADMINISTRATION PROGRAM	960	18,838,045	18,372,214	5,872	460,919	2.4 %
51000 Road/bridge/drain maintenance	2,543,898	14,533,652	13,029,675	2,466,121	1,581,757	10.9 %

County of Maui  
Statement of Appropriations and Expenditures  
Operations by Activity  
Fiscal Year Ending 6/30/20 - as of 6/30/2020

Activity * Program	** Fund	*** Department	Prior Year Encumbrance 6/30/2019	Amended Annual Estimate	Year to Date Expended	Current Encumbrance 06/30/2020	Balance Available	% of Budget Available
510	*	ROAD/BRIDGE/DRAIN MAINT PROG	2,543,898	14,533,652	13,029,675	2,466,121	1,581,757	10.9 %
52000		Traffic signs & marking	347,252	1,557,310	1,700,801	95,996	107,762	6.9 %
520	*	TRAFFIC SIGNS/MARKING PROGRAM	347,252	1,557,310	1,700,801	95,996	107,762	6.9 %
Fund	**	SPECIAL REVENUE FUND	2,892,110	34,929,007	33,102,690	2,567,989	2,150,438	6.2 %
Dept	***	Public Works	4,235,158	47,319,816	43,448,926	4,436,258	3,669,785	7.8 %
<b>Transportation</b>								
65000		TRANSPORTATION ADMIN/GEN FUND	246,069	1,271,568	919,401	578,942	19,293	1.5 %
650	*	TRANSPORTATION	246,069	1,271,568	919,401	578,942	19,293	1.5 %
65301		HUMAN SVC TRANS/GEN FUND		6,872,263	6,872,263			0.0 %
653	*	HUMAN SERVICE TRANSPORTN PRG	0	6,872,263	6,872,263	0	0	0.0 %
65900		AIR AMBULANCE PRG/GEN FUND		672,215	672,215			0.0 %
659	*	AIR AMBULANCE PROGRAM	0	672,215	672,215	0	0	0.0 %
Fund	**	GENERAL FUND	246,069	8,816,046	8,463,879	578,942	19,293	0.2 %
65001		TRANSPORTATION ADMIN/HWY FUND	697,923	802,500	123,612	1,401,803	(24,991)	(3.1)%
125	*	ADMINISTRATION PROGRAM	697,923	802,500	123,612	1,401,803	(24,991)	(3.1)%
65039		PUBLIC TRANSIT/HIGHWAY FUND	32,951	13,708,333	13,086,194	653,430	1,660	0.0 %
655	*	PUBLIC TRANSIT PROGRAM	32,951	13,708,333	13,086,194	653,430	1,660	0.0 %
Fund	**	SPECIAL REVENUE FUND	730,874	14,510,833	13,209,806	2,055,233	(23,331)	(0.2)%
Dept	***	Transportation	976,943	23,326,879	21,673,685	2,634,175	(4,038)	(0)%
<b>Environmental Management</b>								
54000		Environmental mgt administratn	15,534	640,490	590,290	17,302	48,434	7.6 %



County of Maui  
Statement of Appropriations and Expenditures  
Operations by Activity  
Fiscal Year Ending 6/30/20 - as of 6/30/2020


Activity * Program	** Fund	*** Department	Prior Year Encumbrance 6/30/2019	Amended Annual Estimate	Year to Date Expended	Current Encumbrance 06/30/2020	Balance Available	% of Budget Available
540	*	ENVIRONMENTAL MGT ADMIN PRGRAM	15,534	640,490	590,290	17,302	48,434	7.6 %
Fund	**	GENERAL FUND	15,534	640,490	590,290	17,302	48,434	7.6 %
54219		EP & S SOLID WASTE ALTERNATIVE	79,691		33,069	46,887	(264)	-
542	*	ENV PROTECTION & SUSTAINABILI	79,691	0	33,069	46,887	(264)	- -
54500		ENVIRONMENTAL P&S	412,334	7,179,203	7,026,322	330,125	235,090	3.3 %
54501		EP&S CONTRIB ERS/FICA		153,173	53,179		99,994	65.3 %
54502		EP&S CONTRIB EUTF		91,954	38,409		53,545	58.2 %
54503		EP&S ADMIN/OVERHEAD		804,798	240,983	92,308	471,507	58.6 %
54504		EP&S OPEB CONTRIBUTION		44,728	44,728			0.0 %
54507		INTERFUND LANDFILL COSTS		627,217	568,620		58,597	9.3 %
54510		MALAMA MAUI NUI		155,500	155,500			0.0 %
54511		GO GREEN W. MAUI RECYLING		118,220	118,220			0.0 %
54512		COMMUNITY WORK DAY		251,090	216,000		35,090	14.0 %
545	*	ENVIRONMENTAL PROTECT&SUBSTAIN	412,334	9,425,883	8,461,961	422,433	953,823	10.1 %
55000		Wastewater administration	70,974	3,074,743	2,486,464	63,598	595,655	19.4 %
55002		Wastewater ERS & FICA		2,370,895	2,160,261		210,634	8.9 %
55003		Wastewater health fund		1,423,311	1,423,311			0.0 %
55004		Wastewater debt service		14,869,211	14,869,211			0.0 %
55005		Wastewater admin overhead		5,557,872	5,557,872			0.0 %
55008		Wastewater contributn to OPEB		692,490	692,317		173	0.0 %
55010		CW SEWER CI RESERVE FUND		1,483,047	1,483,047			0.0 %
550	*	WASTEWATER ADMIN PROGRAM	70,974	29,471,569	28,672,483	63,598	806,462	2.7 %
56000		Wastewater reclamation	3,465,605	23,591,791	20,203,340	3,645,580	3,208,479	13.6 %
560	*	WASTEWATER RECLAMATION PROGRAM	3,465,605	23,591,791	20,203,340	3,645,580	3,208,479	13.6 %

**County of Maui**  
**Statement of Appropriations and Expenditures**  
**Operations by Activity**  
**Fiscal Year Ending 6/30/20 - as of 6/30/2020**

Activity	Prior Year	Amended	Year	Current	Balance	% of
* Program ** Fund *** Department	Encumbrance	Annual	to Date	Encumbrance	Available	Budget
	6/30/2019	Estimate	Expended	06/30/2020		Available
60000 Solid waste administration	7,952	1,342,672	1,063,425	19,313	267,886	20.0 %
60002 Solid waste ERS & FICA		1,985,334	1,697,117		288,217	14.5 %
60003 Solid waste health fund		1,191,848	1,191,848			0.0 %
60004 Solid waste debt service		4,970,006	4,970,006			0.0 %
60005 Solid waste admin overhead		3,950,587	3,730,833		219,754	5.6 %
60007 Solidwaste contribtn to OPEB		579,398	579,398			0.0 %
<b>600 * SOLID WASTE ADMINISTRATION</b>	<b>7,952</b>	<b>14,019,845</b>	<b>13,232,627</b>	<b>19,313</b>	<b>775,857</b>	<b>5.5 %</b>
60200 Solidwaste operations	1,244,186	14,817,877	13,672,850	967,711	1,421,503	9.6 %
<b>602 * SOLIDWASTE OPERATIONS</b>	<b>1,244,186</b>	<b>14,817,877</b>	<b>13,672,850</b>	<b>967,711</b>	<b>1,421,503</b>	<b>9.6 %</b>
<b>Fund ** SPECIAL REVENUE FUND</b>	<b>5,280,742</b>	<b>91,326,965</b>	<b>84,276,330</b>	<b>5,165,522</b>	<b>7,165,860</b>	<b>7.8 %</b>
<b>Dept *** Environmental Management</b>	<b>5,296,276</b>	<b>91,967,455</b>	<b>84,866,620</b>	<b>5,182,824</b>	<b>7,214,294</b>	<b>7.8 %</b>
<b>Water Supply</b>						
70001 Water Administration	1,193,491	11,378,197	6,854,277	3,011,083	2,706,330	23.8 %
70004 Leeward Haleakala Forest Restn	253,307	200,000	99,345	345,312	8,650	4.3 %
70006 West Maui Partnershp-UH watrsd	554,343	480,000	461,611	566,202	6,530	1.4 %
70007 East Molokai Watershed Partner	362,813	250,000	203,665	296,335	112,813	45.1 %
70009 Miconia Containment & Removal	576,143	260,000	225,114	611,029	1	0.0 %
70010 East Maui Watershed Protection	655,968	550,000	426,186	673,814	105,968	19.3 %
70030 CW WATERSHED PROTECTION	135,500	305,000	40,046	295,640	104,814	34.4 %
70031 Puu Kukui Watershed Preserve	287,170	320,000	132,469	511,190	(36,489)	(11.4)%
70032 HONOKOWAI/WAHIKULI WATERSHED	75,000	75,000	64,210	85,790		0.0 %
70036 Auwahi forest restoration proj	70,378	120,000	48,326	141,806	247	0.2 %
70037 Hawaii agriculture research ct	56,500	56,500	16,093	96,907		0.0 %
<b>700 * WATER ADMINISTRATION PROGRAM</b>	<b>4,220,613</b>	<b>13,994,697</b>	<b>8,571,342</b>	<b>6,635,108</b>	<b>3,008,864</b>	<b>21.5 %</b>
70701 Water Debt Service Expenses		8,673,118	6,380,480		2,292,638	26.4 %

**County of Maui**  
**Statement of Appropriations and Expenditures**  
**Operations by Activity**  
**Fiscal Year Ending 6/30/20 - as of 6/30/2020**

Activity	Prior Year	Amended	Year	Current	Balance	% of
* Program ** Fund *** Department	Encumbrance	Annual	to Date	Encumbrance	Available	Budget
	6/30/2019	Estimate	Expended	06/30/2020		Available
70702 Water Insurance Expenses		475,000	317,883		157,117	33.1 %
70703 Water Overhead Charges		3,076,535	3,076,535			0.0 %
70704 Water Employee Fringe Benefits		6,765,188	6,505,801		259,387	3.8 %
70705 Water Refund for Mainline Exp		500,000	283,270		216,730	43.3 %
70707 Water Department Wide Expense		1,097,449	4,928,833		(3,831,384)	(349.1)%
<b>707 * WATER DEPARTMENT WIDE EXPENSES</b>	<b>0</b>	<b>20,587,290</b>	<b>21,492,802</b>	<b>0</b>	<b>(905,512)</b>	<b>(4.4)%</b>
70901 Water Field Operations	1,186,361	36,321,170	29,165,309	1,625,889	6,716,335	18.5 %
<b>709 * WATER OPERATIONS PROGRAM</b>	<b>1,186,361</b>	<b>36,321,170</b>	<b>29,165,309</b>	<b>1,625,889</b>	<b>6,716,335</b>	<b>18.5 %</b>
<b>Fund ** UTILITY ENTERPRISE FUND</b>	<b>5,406,974</b>	<b>70,903,157</b>	<b>59,229,453</b>	<b>8,260,997</b>	<b>8,819,687</b>	<b>12.4 %</b>
<b>Dept *** Water Supply</b>	<b>5,406,974</b>	<b>70,903,157</b>	<b>59,229,453</b>	<b>8,260,997</b>	<b>8,819,687</b>	<b>12.4 %</b>
<b>COUNTY AUDITOR</b>						
<b>Grand Total</b>	<b>37,162,541</b>	<b>673,595,212</b>	<b>600,686,895</b>	<b>50,066,661</b>	<b>60,004,237</b>	<b>8.9 %</b>



---

## III. Expenditures

---

**County of Maui**  
**Statement of Appropriations and Expenditures**  
**Grant Programs**  
**Fiscal Year Ending 6/30/2020 - as of 6/30/2020**

Index * Program ** Fund *** Department	Prior Year Encumbrance / Carryover	Amended Budget / Lapses	Year to Date Expended	Current Encumbrance 06/30/2020	Balance Available	% of Budget Available
<b>County Clerk</b>						
106017 IMPL OF ELECTION BY MAIL		106,176	76,334	29,841	1	0.0 %
020 * COUNTY CLERK PROGRAM	0	106,176	76,334	29,841	1	0.0 %
Fund ** SPECIAL REVENUE FUND	0	106,176	76,334	29,841	1	0.0 %
Dept *** County Clerk	0	106,176	76,334	29,841	1	0.0 %
<b>Office of the Mayor</b>						
186037 2016 HAWAII SEVERE STORMS	743,477		100,857		642,620	86.4 %
196039 2019 HURRICANE LANE	451,550		336,014		115,536	25.6 %
030 * OFFICE OF MAYOR ADMIN PROGRAM	1,195,027	0	436,871	0	758,156	63.4 %
106810 WIOA DISLOCATED WORKER		195,013		140,234	54,779	28.1 %
106812 WIOA YOUTH ACTIVITIES		161,365	(22)		161,387	100.0 %
106814 WIOA RAPID RESPONSE PY18		64,806	63,231		1,575	2.4 %
106817 WIOA ADULT PROGRAM		145,240	(22)	96,268	48,994	33.7 %
106818 WIOA ADMIN PY2019		55,736	21,928		33,808	60.7 %
116814 WIOA RAPID RESPONSE PY19			513		(513)	-
176810 WIOA YOUTH ACTIVITIES	32,145	(22,509)	9,636			0.0 %
176816 HTA COUNTY PRODUCT ENRICHMENT	35,000	100,000	66,003		68,997	51.1 %
176817 WIOA ADULT PROGRAM	37,641	(28,377)	9,265		(1)	(0)%
176818 WIOA ADMIN PY2016	132		132			0.0 %
176821 WIOA DISLOCATED WORKER	10,029	(645)	9,384			0.0 %
186785 HAWAII ST COMM/STATUS WOMEN	40		23		17	42.5 %
186810 WIOA YOUTH ACTIVITIES	42,530	(37,074)	5,457		(1)	(0)%
186817 WIOA ADULT PROGRAM	36,953	(23,517)	13,436			0.0 %
186818 WIOA ADMIN PY2017	6,706		6,706			0.0 %
186821 WIOA DISLOCATED WORKER	27,363	(13,183)	14,180			0.0 %
196812 WIOA YOUTH ACTIVITIES	172,421	690	148,455		24,656	14.2 %
196817 WIOA ADULT PROGRAM	137,302	725	93,027	25,116	19,884	14.4 %
196818 WIOA ADMIN PY2018	44,663		44,663			0.0 %
196821 WIOA DISLOCATED WORKER	137,813	1,005	124,191	14,628	(1)	(0)%
032 * MAYORS OFFICE STATE GRANTS	720,738	599,275	630,186	276,246	413,581	31.3 %
106327 KHAKO RENEWAL PRJ PH II		615,783		615,783		0.0 %
106346 HALE MAKANA MENTOR CTR RESTO		101,007		101,007		0.0 %
106803 CDBG PROGRAM ADMIN PY19		366,198	318,648		47,550	13.0 %

**County of Maui**  
**Statement of Appropriations and Expenditures**  
**Grant Programs**  
**Fiscal Year Ending 6/30/2020 - as of 6/30/2020**

Index * Program	** Fund	*** Department	Prior Year Encumbrance / Carryover	Amended Budget / Lapses	Year to Date Expended	Current Encumbrance 06/30/2020	Balance Available	% of Budget Available
106821		CAMERON CTR REHAB & IMPRVTS		198,000	98,799	99,201		0.0 %
106822		HALE MAHAOLU LAH SURF PRSVTN		300,000	65,856	234,144		0.0 %
106823		HALE MAKUA KAH BOILER UPGRD		250,000		250,000		0.0 %
166821		CAMERON CTR REHAB & IMPRVTS	2,554	(2,554)				-
166822		HALE MAKANA MENTOR CTR RESTOR		2,554			2,554	100.0 %
176808		LAHAINA SURF PRESERVATION	18,745	(18,745)				-
176811		THE MAUI FARM REHABILITATION	26,058	(26,058)				-
176812		KHAKO STAIRCASE SAFETY	42,541	(42,541)				-
176813		HALE MAKUA WAI FIRE ALARM UPGR		6,115	6,115			0.0 %
176819		ARC RESIDENTIAL GHS IMPRV PRJ		18,736	18,736			0.0 %
176822		KHAKO RENEWAL PRJ PH II	4,414	(4,414)				-
176823		HALE MAKUA WAILUKU REHAB		32,469	32,469			0.0 %
176824		HALE MAKANA MENTOR CTR		34,438			34,438	100.0 %
176825		HALE MAKUA KAHULUI GEN UPGRD	29,440		29,440			0.0 %
186815		CDBG PROGRAM ADMIN FY18	3,938		3,840		98	2.5 %
186822		HALE MAHAOLU EWALU SR CTR	489,356		489,356			0.0 %
186823		HALE MAKUA KAHULUI GEN UPGRADE	144,548		144,548			0.0 %
196803		CDBG PROGRAM ADMIN FFY18	29,060		29,060			0.0 %
196805		MOLOKAI LF TRAILER MOUNTED DIE	25,000		17,997		7,003	28.0 %
196807		HANA LANDFILL BULLDOZER	530,000		495,526		34,474	6.5 %
196809		MOLOKAI LF WHEEL LOADER	400,000		371,930		28,070	7.0 %
196813		ARC RESIDENTIAL GRP HOME	270,000		270,000			0.0 %
196816		HALE MAKUA KAHULUI FIRE ALARM	210,911	(12,001)	198,000		910	0.5 %
196819		HALE MAKANA MENTOR CTR		12,001			12,001	100.0 %
196828		HALE MAKUA WAI FIRE ALARM	45,911		45,911			0.0 %
196830		HALE MAKUA WAI REHABILITATION	35,446		35,446			0.0 %
<b>035</b>	<b>*</b>	<b>HUD - CDBG GRANTS</b>	<b>2,307,922</b>	<b>1,830,988</b>	<b>2,671,677</b>	<b>1,300,135</b>	<b>167,098</b>	<b>4.0 %</b>
<b>Fund</b>	<b>**</b>	<b>SPECIAL REVENUE FUND</b>	<b>4,223,687</b>	<b>2,430,263</b>	<b>3,738,734</b>	<b>1,576,381</b>	<b>1,338,835</b>	<b>20.1 %</b>
<b>Dept</b>	<b>***</b>	<b>Office of the Mayor</b>	<b>4,223,687</b>	<b>2,430,263</b>	<b>3,738,734</b>	<b>1,576,381</b>	<b>1,338,835</b>	<b>20.1 %</b>
<b>Prosecuting Attorney</b>								
106871		VICTIM/WITNESS ASSISTANCE PRG		64,864	42,018		22,846	35.2 %
106872		CAREER CRIMINAL PROGRAM		144,736	130,262		14,474	10.0 %
186872		CAREER CRIMINAL PROGRAM	11,855		11,855			0.0 %
<b>081</b>	<b>*</b>	<b>PROSECTORS STATE GRANTS</b>	<b>11,855</b>	<b>209,600</b>	<b>184,135</b>	<b>0</b>	<b>37,320</b>	<b>16.9 %</b>

**County of Maui**  
**Statement of Appropriations and Expenditures**  
**Grant Programs**  
**Fiscal Year Ending 6/30/2020 - as of 6/30/2020**

Index	Prior Year	Amended	Year	Current	Balance	% of
* Program ** Fund *** Department	Encumbrance / Carryover	Budget / Lapses	to Date Expended	Encumbrance 06/30/2020	Available	Budget Available
106826 ASSET FORFEITURES STATE		85,000	22,490	12,620	49,890	58.7 %
106835 SPCL NEEDS ADVOCACY PRJ		649,880	539,853	19,069	90,958	14.0 %
106873 DEFENDANT/WITNESS TRIAL PRG		38,015	38,017		(2)	(0)%
106878 DPA 2020 TRAFFIC RECORDS		10,637	5,138		5,499	51.7 %
106879 DOMESTIC VIOLENCE INVESTIGATIO		54,962	41,662		13,300	24.2 %
106880 PROSECUTOR'S IMPAIRED DRIVING		72,000	9,005		62,995	87.5 %
166874 PROSECUTORS TRAINING PRG	50,000	(50,000)				-
166875 HIGHWAY SAFETY/IMPAIRED DRVG	2,816	(2,816)				-
166876 HIGHWAY SAFETY/TRAFFIC RECORDS	4,505	(4,505)				-
176860 SPCL NEEDS ADVOC SUPPLEMENTAL	23,823	(34,641)	(10,819)		1	0.0 %
186878 DPA 2018 TRAFFIC RECORDS	444	(777)	(333)			0.0 %
196835 SPCL NEEDS ADVOCACY PRJ	139,807	(84,198)	55,610		(1)	(0)%
196836 ASSET FORFEITURES PROGRAM	13,448	(13,448)				-
196878 DPA 2019 TRAFFIC RECORDS		3,579	3,579			0.0 %
196879 DOMESTIC VIOLENCE INVESTIGATIO	201				201	100.0 %
196880 PROSECUTOR'S IMPAIRED DRIVING		6,227	6,227			0.0 %
<b>082 * PROSECUTORS SH/FEDERAL GRANTS</b>	<b>235,044</b>	<b>729,915</b>	<b>710,429</b>	<b>31,689</b>	<b>222,841</b>	<b>23.1 %</b>
<b>Fund ** SPECIAL REVENUE FUND</b>	<b>246,899</b>	<b>939,515</b>	<b>894,564</b>	<b>31,689</b>	<b>260,161</b>	<b>21.9 %</b>
<b>Dept *** Prosecuting Attorney</b>	<b>246,899</b>	<b>939,515</b>	<b>894,564</b>	<b>31,689</b>	<b>260,161</b>	<b>21.9 %</b>
<b>Finance</b>						
106916 COVID CARES ACT FTA SEC 5307		7,864,323	330,493	1,069,023	6,464,808	82.2 %
106918 DPA COVID-19 COORDINATED RESP		124,449			124,449	100.0 %
106920 MPD COVID-19 COORDINATED RESP		135,634			135,634	100.0 %
106922 COVID-19 SEC 8 HOUSING CHOICE		340,142	5,448		334,694	98.4 %
106923 FAMILY LIFE CTR CDBG-CV1		545,000			545,000	100.0 %
106924 MAUI ECONOMIC OPP CDBG-CV1		545,000			545,000	100.0 %
106925 CDBG-CV PROGRAM ADMINISTRATION		14,173			14,173	100.0 %
106930 CARES ACT/COVID-19		6,938,510	3,070,080		3,868,430	55.8 %
<b>100 * FINANCE ADMIN PROGRAM</b>	<b>0</b>	<b>16,507,231</b>	<b>3,406,021</b>	<b>1,069,023</b>	<b>12,032,188</b>	<b>72.9 %</b>
106734 STATE DISABILITY & COMM		9,882	9,882			0.0 %
106735 COMML DRIVER'S LICENSE FY20		520,983	520,985		(2)	(0)%
106736 PERIODIC MTR VEH INSPTN FY20		497,536	497,536			0.0 %
106739 STATE IDENTIFICATION PRG FY20		169,784	164,919	4,865	(1)	(0)%
106740 STATE MOTOR VEH REGIST FY20		290,384	290,384			0.0 %



**County of Maui**  
**Statement of Appropriations and Expenditures**  
**Grant Programs**  
**Fiscal Year Ending 6/30/2020 - as of 6/30/2020**

Index * Program ** Fund *** Department	Prior Year Encumbrance / Carryover	Amended Budget / Lapses	Year to Date Expended	Current Encumbrance 06/30/2020	Balance Available	% of Budget Available
196735 COMML DRIVER'S LICENSE FY19	430			430		0.0 %
150 * MOTOR VEHICLE/LICENSE PROGRAM	430	1,488,569	1,483,706	5,295	(3)	(0)%
Fund ** SPECIAL REVENUE FUND	430	17,995,800	4,889,727	1,074,318	12,032,185	66.9 %
Dept *** Finance	430	17,995,800	4,889,727	1,074,318	12,032,185	66.9 %
<b>Planning</b>						
106208 TRANSIT ORIENTED DEV'T PRG		500,000		500,000		0.0 %
106223 SOH IMPORTANT AGRICULT LANDS		125,000		125,000		0.0 %
106801 COASTAL ZONE MANAGEMENT FY20		483,629	205,086		278,543	57.6 %
196207 SOH DOH COMPLETE STREETS TRNG	45,000		25,000		20,000	44.4 %
196801 COASTAL ZONE MANAGEMENT FY19	185,168		74,828		110,340	59.6 %
195 * PLANNING -STATE GRANTS	230,168	1,108,629	304,914	625,000	408,883	30.5 %
Fund ** SPECIAL REVENUE FUND	230,168	1,108,629	304,914	625,000	408,883	30.5 %
Dept *** Planning	230,168	1,108,629	304,914	625,000	408,883	30.5 %
<b>Police</b>						
166829 HC&S COMMUNITY INITIATIVE	585		200		385	65.8 %
260 * POLICE ADMINISTRATION PROGRAM	585	0	200	0	385	65.8 %
196362 STATE FORFEITURE		3,637		3,593	44	1.2 %
196365 FEDERAL JUSTICE FORFEITURE	52,942	3,160	34,801		21,300	38.0 %
262 * POLICE FORFEITURES	52,942	6,797	34,801	3,593	21,344	35.7 %
106844 HIGH INTENSITY DRUG TRAFFIC'G		181,800	170,144	2,425	9,231	5.1 %
106854 FFY18 JAG PROGRAM		106,164			106,164	100.0 %
176854 FY16 JAG PROGRAM	115,978				115,978	100.0 %
186844 HIGH INTENSITY DRUG TRAFFIC'G	17,848	(15,948)	1,900			0.0 %
196844 HIGH INTENSITY DRUG TRAFFIC'G	76,946	68,000	144,946			0.0 %
263 * POLICE FEDERAL GRANTS	210,772	340,016	316,990	2,425	231,373	42.0 %
106832 911 EMS DISPATCH COMMUNICATION		475,221	449,457		25,764	5.4 %
106834 KALO PROGRAM		89,000	66,884	453	21,664	24.3 %
106846 STATE E911 WIRELESS COMMISSION		1,811,530	1,229,741		581,789	32.1 %
106852 PROHIBIT TOBACCO SALES TO M		11,000	1,716		9,284	84.4 %
166831 TRAINING GRANTS	68,247		(27,257)		95,504	139.9 %
186834 KALO PROGRAM	66	(66)				-
186846 STATE E911 WIRELESS COMMISSION	1,138,902		341,664	597,265	199,973	17.6 %

County of Maui  
Statement of Appropriations and Expenditures  
Grant Programs  
Fiscal Year Ending 6/30/2020 - as of 6/30/2020

Index * Program ** Fund *** Department	Prior Year Encumbrance / Carryover	Amended Budget / Lapses	Year to Date Expended	Current Encumbrance 06/30/2020	Balance Available	% of Budget Available
196832 911 EMS DISPATCH COMMUNICATION	983		983			0.0 %
196846 STATE E911 WIRELESS COMMISSION	216,850	(217,918)	(1,069)			0.0 %
196852 PROHIBIT TOBACCO SALES TO M	4,394				4,394	100.0 %
<b>264 * POLICE STATE GRANTS</b>	<b>1,429,442</b>	<b>2,168,767</b>	<b>2,062,119</b>	<b>597,718</b>	<b>938,372</b>	<b>26.1 %</b>
106363 COPS HIRING PROGRAM		181,512			181,512	100.0 %
106833 DOMESTIC VIOLENCE STRANGTN/HOM		54,962	35,759		19,203	34.9 %
106837 MPD TRAFFIC SERVICES		190,324	26,226		164,098	86.2 %
106838 MPD TRAFFIC DATA RECORDS		196,859	143,602		53,257	27.1 %
106839 MPD SPEED ENFORCEMENT		171,082	124,715		46,367	27.1 %
106840 CYBERCRIME UNIT ENHANCEMENT		63,980	19,337		44,643	69.8 %
106841 DISTRACTED DRIVING ENFORCEMENT		73,516	20,978		52,538	71.5 %
106842 MPD ROADBLOCK PROGRAM		418,522	183,847		234,675	56.1 %
106843 MPD SEATBELT ENFORCEMENT		95,606	17,470		78,136	81.7 %
106845 MAUI CHILD RESTRAINT PRG		54,230	3,380		50,850	93.8 %
106847 ENHANCED PHYSICAL EVIDENCE DET		36,200		36,154	46	0.1 %
106857 POSITIVE OUTREACH INTERVENTION		83,132			83,132	100.0 %
106858 SW MULTI-JURISDICTIONAL DRUG		44,304			44,304	100.0 %
106859 UPDATE DRUG ANALYSIS INSTRUMEN		130,363		112,125	18,238	14.0 %
176840 MPD ROADBLOCK PROGRAM		(300)	(300)			0.0 %
186848 SW MULTI JURISDICTIONAL DRUG	3,023			2,343	680	22.5 %
186857 POSITIVE OUTREACH INTERVENTION	1,762	(1,762)				-
196833 VIOLENCE AGAINST WOMEN Grant	10,701		10,701			0.0 %
196837 MPD TRAFFIC SERVICES	68,235	(28,389)	39,847		(1)	(0)%
196838 MPD TRAFFIC DATA RECORDS	3,551	30,000	4,408		29,143	86.9 %
196839 MPD SPEED ENFORCEMENT	92,192	(38,840)	53,352			0.0 %
196840 CYBERCRIME UNIT ENFORCEMENT	62,258	(497)	61,763		(1)	(0)%
196841 DISTRACTED DRIVING ENFORCEMENT	39,683	(38,802)	882			0.0 %
196842 MPD ROADBLOCK PROGRAM	176,503	(69,209)	107,295		(1)	(0)%
196843 MPD SEATBELT ENFORCEMENT	65,669	(62,211)	3,458			0.0 %
196845 MAUI CHILD RESTRAINT PRG	47,328	(42,901)	4,427			0.0 %
196847 ENHANCED PHYSICAL EVIDENCE DET	55,685		55,685			0.0 %
196857 POSITIVE OUTREACH INTERVENTION	72,913		58,743		14,170	19.4 %
196858 SW MULTI-JURISDICTIONAL DRUG	41,613		41,605		8	0.0 %
196860 PC FORENSIC SCIENCES IMPRV ACT	37,472		19,229	18,243		0.0 %

**County of Maui**  
**Statement of Appropriations and Expenditures**  
**Grant Programs**  
**Fiscal Year Ending 6/30/2020 - as of 6/30/2020**

Index * Program ** Fund *** Department	Prior Year Encumbrance / Carryover	Amended Budget / Lapses	Year to Date Expended	Current Encumbrance 06/30/2020	Balance Available	% of Budget Available
265 * POLICE STATE/FEDERAL GRANTS	778,588	1,541,681	1,036,409	168,865	1,114,997	48.1 %
Fund ** SPECIAL REVENUE FUND	2,472,329	4,057,261	3,450,519	772,601	2,306,471	35.3 %
Dept *** Police	2,472,329	4,057,261	3,450,519	772,601	2,306,471	35.3 %
<b>Fire and Public Safety</b>						
106047 EMS (FIRE)TRAINING (PVT)IAAI	12				12	100.0 %
106049 FIRE/LEPC (DOH) HMEP	50,680	13,504	5,870		58,314	90.9 %
116047 PRIVATE DONATIONS-FIRE DEPT	20,200				20,200	100.0 %
196050 FIRE TRAINING GRANT (CHEVRON)	508				508	100.0 %
196055 FEMA FIRE TRAINING FUNDS	6,338				6,338	100.0 %
220 * FIRE CONTROL ADMIN/MAINT PROG	77,738	13,504	5,870	0	85,372	93.6 %
106819 MAKENA LIFEGUARD SERVICES		792,044	792,045		(1)	(0)%
196802 HAWAII TOURISM AUTHORITY	115,116		114,343		773	0.7 %
252 * OCEAN SAFETY PROGRAM	115,116	792,044	906,388	0	772	0.1 %
Fund ** SPECIAL REVENUE FUND	192,854	805,548	912,258	0	86,144	8.6 %
Dept *** Fire and Public Safety	192,854	805,548	912,258	0	86,144	8.6 %
<b>Emergency Management Agency</b>						
106701 EMERGENCY MGT PERFORMANCE GRT		125,000			125,000	100.0 %
106702 STATE HOMELAND SECURITY		704,000	852	107,031	596,117	84.7 %
166702 ST HOMELAND SECURITY	12,510				12,510	100.0 %
176702 ST HOMELAND SECURITY	212,166		47,643		164,523	77.5 %
186701 EMERGENCY MGT PERFORMANCE GRT	12,254				12,254	100.0 %
186702 ST HOMELAND SECURITY	520,646		27,255	102,686	390,705	75.0 %
196701 EMERGENCY MGT PERFORMANCE GRT	59,696				59,696	100.0 %
196702 ST HOMELAND SECURITY	669,626		167,408	145,609	356,608	53.3 %
196704 PRE-DISASTER MITIGATION		121,000	112,889	8,111		0.0 %
210 * CIVIL DEFENSE PROGRAM	1,486,898	950,000	356,047	363,437	1,717,413	70.5 %
Fund ** SPECIAL REVENUE FUND	1,486,898	950,000	356,047	363,437	1,717,413	70.5 %
Dept *** Emergency Management Agency	1,486,898	950,000	356,047	363,437	1,717,413	70.5 %
<b>Housing and Human Concerns</b>						
106452 KAHULUI EMERGENCY HOUSING		5,000,000	512,614	4,178,116	309,270	6.2 %
107480 SEC 8 HOUSING VOUCHER FY20		24,961,049	21,591,318		3,369,731	13.5 %
107481 SEC 8 HOUSING ADMIN FY20		1,838,708	1,123,872	5,047	709,789	38.6 %

**County of Maui**  
**Statement of Appropriations and Expenditures**  
**Grant Programs**  
**Fiscal Year Ending 6/30/2020 - as of 6/30/2020**

Index * Program	** Fund	*** Department	Prior Year Encumbrance / Carryover	Amended Budget / Lapses	Year to Date Expended	Current Encumbrance 06/30/2020	Balance Available	% of Budget Available
107482	FSS COORDINATOR GRANT			26,957	22,376		4,581	17.0 %
107484	FAM SELF-SUFFICIENCY PRG			43,135	3,595		39,540	91.7 %
137731	SEC 8 HSG ADMIN PRG FY2013		45			45		0.0 %
156449	HOME FFY14 ADMINISTRATION		28,720		4,801	12,877	11,042	38.4 %
177712	SEC.8 FAMILY SELF-SUFFICIENT		115,359	34,300	10,429		139,230	93.0 %
186449	HOME FFY17 ADMINISTRATION		115,661		7,593	16,088	91,979	79.5 %
186451	HOME FFY17 KAIWAHINE VILLAGE		112,885		62,885	50,000		0.0 %
186453	HOME FFY17 KAHOMA RESIDENTIAL		105,795	17,924	123,719			0.0 %
186455	NATL HTF KAIWAHINE PHASE II		123,879		56,305	67,574		0.0 %
186457	NATL HTF ADMINISTRATION		74,804		1,434	10,195	63,175	84.5 %
187480	SEC 8 HOUSING VOUCHER FY18		1,817		1,817			0.0 %
187481	SEC 8 HOUSING ADMIN FY18		208,692				208,692	100.0 %
197480	SEC 8 HOUSING VOUCHER FY19		2,015,977		(1,096)		2,017,073	100.1 %
197481	SEC 8 HOUSING ADMIN FY19		634,838		229	118,632	515,977	81.3 %
197482	FSS COORDINATOR GRANT		3,114				3,114	100.0 %
197741	SEC8 HSG ASST PYMTS(HAP)-NRA		1,609,202	22,957	1,012,782		619,377	37.9 %
197751	SEC8 HSG ASST PYMTS(ADM)-NRA		2,001,570	10,258			2,011,827	100.0 %
<b>310</b>	<b>* HOUSING PROGRAM</b>		<b>7,152,358</b>	<b>31,955,288</b>	<b>24,534,673</b>	<b>4,458,574</b>	<b>10,114,397</b>	<b>25.9 %</b>
106741	KUPUNA CARE PROGRAM			997,000	476,045	81,614	439,342	44.1 %
106743	KUPUNA CAREGIVERS PROGRAM			209,745		122,626	87,119	41.5 %
106769	AGING TITLE IIIB			579,353	101,304	66,403	411,646	71.1 %
106772	NUTRITION SVCS INCENTIVE			154,623	34,681	119,942		0.0 %
106776	AGING TITLE IIIC-1			252,469	54,788	24,960	172,721	68.4 %
106777	AGING TITLE IIIC-2			495,901	56,556	83,059	356,285	71.8 %
106778	AGING TITLE IIID			15,803			15,803	100.0 %
106779	AGING TITLE IIIE			162,557	45,296	79,572	37,690	23.2 %
116613	AGING TIII DHHS FY11 MA201103		190			190		0.0 %
156429	AGING & DISABILITY RESOURCE		808,401	316,297	377,713	900	746,085	66.3 %
156440	HEALTHY AGING PARTNERSHIP		130,115		113,311		16,804	12.9 %
156443	HEALTHY AGING VOL CONTRIB		40,182	25,361	57,695		7,848	12.0 %
176769	AGING TITLE III PRGS		6,440		6,440			0.0 %
176773	ELDER ABUSE PREVENTION SY17		4,441		4,441		(1)	(0)%
186741	KUPUNA CARE PROGRAM		45,506		45,508		(1)	(0)%
186743	KUPUNA CAREGIVERS PROGRAM		113,933		88,952		24,981	21.9 %
186770	STATE HEALTH INS ASST PRG		11,238	245			11,484	100.0 %

County of Maui  
Statement of Appropriations and Expenditures  
Grant Programs  
Fiscal Year Ending 6/30/2020 - as of 6/30/2020


Index * Program ** Fund *** Department	Prior Year Encumbrance / Carryover	Amended Budget / Lapses	Year to Date Expended	Current Encumbrance 06/30/2020	Balance Available	% of Budget Available
186773 ELDER ABUSE PREVENTION SY18	11,697		11,697			0.0 %
186776 AGING TITLE IIIC-1	83,200	(82,970)	229		1	0.4 %
186777 AGING TITLE IIIC-2		22,274	22,274			0.0 %
186778 AGING TITLE IIID		33	33			0.0 %
186779 AGING TITLE IIIE	12,599	(7,251)	5,349			0.0 %
196741 KUPUNA CARE PROGRAM	749,390	(200)	572,445	140,653	36,092	4.8 %
196769 AGING TITLE IIIB	292,624	1,450	282,651	11,425	(1)	(0)%
196772 NUTRITION SVCS INCENTIVE	82,205	382	82,587			0.0 %
196773 ELDER ABUSE PREVENTION SY19	25,430		9,488		15,942	62.7 %
196776 AGING TITLE IIIC-1	108,432	25,265	133,697			0.0 %
196777 AGING TITLE IIIC-2	105,660	980	106,640			0.0 %
196778 AGING TITLE IIID	13,147	97	13,244			0.0 %
196779 AGING TITLE IIIE	35,226	678	35,904			0.0 %
<b>316 * AGING STATE/FEDERAL/PVT GRANTS</b>	<b>2,680,056</b>	<b>3,170,092</b>	<b>2,738,968</b>	<b>731,344</b>	<b>2,379,840</b>	<b>40.7 %</b>
166774 STRATEGIC PREVENTION FRAMEWRK	17,228	210,000	83,838	84,390	58,999	26.0 %
196774 SUBSTANCE ABUSE PREVENTION	1	(1)				-
<b>318 * HUMAN CONCERNS STATE/FEDERAL</b>	<b>17,229</b>	<b>209,999</b>	<b>83,838</b>	<b>84,390</b>	<b>58,999</b>	<b>26.0 %</b>
106754 A&B KOKUA GIVING CONTRIBUTION		20,000	7,750		12,250	61.3 %
106758 ASSTD TRANSPORT PVT CONTRIB		17,000	13,256		3,744	22.0 %
106760 CONGREGATE MLS PVT DONATION		106,383	78,196		28,187	26.5 %
106762 HOME DEL MEALS PVT DONATION		104,000	103,237		763	0.7 %
106764 ASSIST TRANSPORT-KUPUNA		167,916	114,865		53,051	31.6 %
106765 CONGREGATE MEALS TITTLE III		135,276	132,109		3,167	2.3 %
106766 HOME DEL MEALS KUPUNA		101,000	101,001		(1)	(0)%
106767 HOME DELIVERED MLS TITLE III		101,000	98,693		2,307	2.3 %
106771 RETIRED & SR VOL PRG FY2020		73,350	15,939	317	57,094	77.8 %
166763 LEISURE ACTIVITIES FY16	443		443			0.0 %
176763 LEISURE ACTIVITIES FY17	94,806		37,071	7,912	49,823	52.6 %
186763 LEISURE ACTIVITIES FY18	83,809				83,809	100.0 %
196759 CONGREGATE MEALS NSIP FY19	47,276		47,276			0.0 %
196761 HOME DELIVERED MEALS NSIP FY19		382	382			0.0 %
196771 RSVP RETIRED & SR VOL PRG	46,742	7,500	54,242			0.0 %
<b>325 * H/C SENIOR SERVICES DIVISION</b>	<b>273,076</b>	<b>833,807</b>	<b>804,460</b>	<b>8,229</b>	<b>294,194</b>	<b>26.6 %</b>
<b>Fund ** SPECIAL REVENUE FUND</b>	<b>10,122,719</b>	<b>36,169,186</b>	<b>28,161,939</b>	<b>5,282,537</b>	<b>12,847,430</b>	<b>27.8 %</b>

County of Maui  
Statement of Appropriations and Expenditures  
Grant Programs  
Fiscal Year Ending 6/30/2020 - as of 6/30/2020

Index * Program ** Fund *** Department	Prior Year Encumbrance / Carryover	Amended Budget / Lapses	Year to Date Expended	Current Encumbrance 06/30/2020	Balance Available	% of Budget Available
Dept *** Housing and Human Concerns	<u>10,122,719</u>	<u>36,169,186</u>	<u>28,161,939</u>	<u>5,282,537</u>	<u>12,847,430</u>	<u>27.8 %</u>
<b>Parks and Recreation</b>						
196797 NO KID HUNGRY	<u>5,000</u>		<u>4,934</u>		<u>66</u>	<u>1.3 %</u>
353 * PARKS PROGRAM	<u>5,000</u>	<u>0</u>	<u>4,934</u>	<u>0</u>	<u>66</u>	<u>1.3 %</u>
106795 PLAY & LEARN SESSIONS (PALS)		<u>200,000</u>	<u>28,353</u>		<u>171,647</u>	<u>85.8 %</u>
126218 ST/HI NAHIKU COMMUNITY CENTER	<u>250,000</u>				<u>250,000</u>	<u>100.0 %</u>
146508 WAR MEMORIAL STADIUM	<u>829,855</u>				<u>829,855</u>	<u>100.0 %</u>
196795 PLAY & LEARN SESSIONS (PALS)	<u>137,124</u>	<u>(137,124)</u>			<u>-</u>	<u>-</u>
361 * PARKS STATE GRANTS	<u>1,216,979</u>	<u>62,876</u>	<u>28,353</u>	<u>0</u>	<u>1,251,502</u>	<u>97.8 %</u>
Fund ** SPECIAL REVENUE FUND	<u>1,221,979</u>	<u>62,876</u>	<u>33,287</u>	<u>0</u>	<u>1,251,568</u>	<u>97.4 %</u>
Dept *** Parks and Recreation	<u>1,221,979</u>	<u>62,876</u>	<u>33,287</u>	<u>0</u>	<u>1,251,568</u>	<u>97.4 %</u>
<b>Public Works</b>						
186892 SOH DAPARTMENT OF HEALTH	<u>5,522</u>		<u>5,522</u>			<u>0.0 %</u>
430 * PUBLIC WORKS ADMIN PROGRAM	<u>5,522</u>	<u>0</u>	<u>5,522</u>	<u>0</u>	<u>0</u>	<u>0.0 %</u>
116502 FHWA PROJS STATE REVIEWS	<u>808</u>	<u>7,280</u>	<u>8,034</u>		<u>54</u>	<u>0.7 %</u>
146660 FHWA VARIOUS PROJECTS COUNTY	<u>1,954</u>	<u>15,885</u>	<u>16,660</u>		<u>1,179</u>	<u>6.6 %</u>
442 * DPW STATE/FEDERAL ENGINEERING	<u>2,762</u>	<u>23,165</u>	<u>24,694</u>	<u>0</u>	<u>1,233</u>	<u>4.8 %</u>
106575 HARDENING OF MAUI CO HWY DIV		<u>112,500</u>		<u>112,500</u>		<u>0.0 %</u>
500 * HIGHWAY ADMINISTRATION PROGRAM	<u>0</u>	<u>112,500</u>	<u>0</u>	<u>112,500</u>	<u>0</u>	<u>0.0 %</u>
Fund ** SPECIAL REVENUE FUND	<u>8,284</u>	<u>135,665</u>	<u>30,216</u>	<u>112,500</u>	<u>1,233</u>	<u>0.9 %</u>
Dept *** Public Works	<u>8,284</u>	<u>135,665</u>	<u>30,216</u>	<u>112,500</u>	<u>1,233</u>	<u>0.9 %</u>
<b>Transportation</b>						
106908 FTA SEC5339 BUS/BUS FAC FORM		<u>662,789</u>		<u>662,789</u>		<u>0.0 %</u>
106909 FTA SEC5311 NON-URBANIZED		<u>537,140</u>		<u>537,140</u>		<u>0.0 %</u>
106914 FTA MAUI MPO FY20 UPWP		<u>150,000</u>			<u>150,000</u>	<u>100.0 %</u>
106915 FHWA MAUI MPO FY20 UPWP		<u>350,000</u>	<u>84,230</u>	<u>68,029</u>	<u>197,741</u>	<u>56.5 %</u>
146804 FTA PLANNING PROGRAM 5305 (e)	<u>3,817</u>				<u>3,817</u>	<u>100.0 %</u>
176908 FTA SEC5339 BUS/BUS FAC FORM	<u>391,262</u>			<u>196,582</u>	<u>194,680</u>	<u>49.8 %</u>
176909 FTA SEC5311 NON-URBANIZED	<u>8,637</u>				<u>8,637</u>	<u>100.0 %</u>
176911 FHWA MAUI METRO PLANNING ORG	<u>142</u>				<u>142</u>	<u>100.0 %</u>
186909 FTA SEC5311 NON-URBANIZED	<u>196,928</u>		<u>83,491</u>	<u>101,958</u>	<u>11,479</u>	<u>5.8 %</u>
186912 FHWA MAUI MPO FY18 UPWP	<u>73,830</u>		<u>73,829</u>		<u>1</u>	<u>0.0 %</u>

County of Maui  
Statement of Appropriations and Expenditures  
Grant Programs  
Fiscal Year Ending 6/30/2020 - as of 6/30/2020

Index * Program ** Fund *** Department	Prior Year Encumbrance / Carryover	Amended Budget / Lapses	Year to Date Expended	Current Encumbrance 06/30/2020	Balance Available	% of Budget Available
186913 SEC5307 URBANIZED AREA FORMULA	314				314	100.0 %
186914 FTA MAUI MPO FY18 UPWP	24,936	2	24,935	2	1	0.0 %
196913 SEC5307 URBANIZED AREA FORMULA	2,171,175			1,930,765	240,410	11.1 %
196914 FTA MAUI MPO FY19 UPWP	85,339		84,181	1,158		0.0 %
196915 FHWA MAUI MPO FY19 UPWP	387,619		128,993	70,458	188,168	48.5 %
<b>650 * TRANSPORTATION</b>	<b>3,343,999</b>	<b>1,699,931</b>	<b>479,659</b>	<b>3,568,881</b>	<b>995,390</b>	<b>19.7 %</b>
<b>Fund ** SPECIAL REVENUE FUND</b>	<b>3,343,999</b>	<b>1,699,931</b>	<b>479,659</b>	<b>3,568,881</b>	<b>995,390</b>	<b>19.7 %</b>
<b>Dept *** Transportation</b>	<b>3,343,999</b>	<b>1,699,931</b>	<b>479,659</b>	<b>3,568,881</b>	<b>995,390</b>	<b>19.7 %</b>
<b>Environmental Management</b>						
106905 ELECTRONIC WASTE COLLECTION		160,000	112,017	47,983		0.0 %
196907 ADVANCE GLASS DISP FEE			(115,390)		115,390	-
<b>545 * ENVIRONMENTAL PROTECT&amp;SUBSTAIN</b>	<b>0</b>	<b>160,000</b>	<b>(3,373)</b>	<b>47,983</b>	<b>115,390</b>	<b>72.1 %</b>
136038 W MAUI RECYCLED WTR SYSTEM EXP	671,000				671,000	100.0 %
146906 HYATT/W MAUI RECYCLED WATER	501,237				501,237	100.0 %
146907 STARWOOD/W MAUI RECYCLED WATER	1,863,840				1,863,840	100.0 %
196015 State of Hawaii DOH 604b Grant	114,800		29,025	114,800	(29,025)	(25.3)%
<b>550 * WASTEWATER ADMIN PROGRAM</b>	<b>3,150,877</b>	<b>0</b>	<b>29,025</b>	<b>114,800</b>	<b>3,007,052</b>	<b>95.4 %</b>
<b>Fund ** SPECIAL REVENUE FUND</b>	<b>3,150,877</b>	<b>160,000</b>	<b>25,652</b>	<b>162,783</b>	<b>3,122,442</b>	<b>94.3 %</b>
<b>Dept *** Environmental Management</b>	<b>3,150,877</b>	<b>160,000</b>	<b>25,652</b>	<b>162,783</b>	<b>3,122,442</b>	<b>94.3 %</b>
<b>Grand Total</b>	<b>26,701,123</b>	<b>66,620,850</b>	<b>43,353,850</b>	<b>13,599,968</b>	<b>36,368,156</b>	<b>39.0 %</b>





---

# III. Expenditures

---

## III.C. Revolving / Special Programs

**County of Maui**  
**Statement of Appropriations and Expenditures**  
**Revolving / Special Programs**  
**Fiscal Year Ending 6/30/2020 - as of 6/30/2020**

Index * Program ** Fund *** Department	Prior Year Encumbrance / Carryover	Amended Budget / Lapses	Year to Date Expended	Current Encumbrance 06/30/2020	Balance Available	% of Budget Available
<b>Office of the Mayor</b>						
101400 OPEN SPACE/NAT&CULT RSRC/SCENC	8,466,460	4,220,000	1,063,020	6,980	11,616,460	91.6 %
101402 EMERGENCY FUND	27,453,633		4,000,000		23,453,633	85.4 %
101410 HAMAKUALOA COASTAL	28,543	1,700,000		1,700,000	28,543	1.7 %
101412 SEPT2016 FLOODING EVENT	4,369,356		(216,651)	42,378	4,543,629	104.0 %
101414 COVID-19		4,000,000	3,762,394	97,510	140,095	3.5 %
101416 HAMAKUALOA CSTL MSTR PLAN STUD		140,000		140,000		0.0 %
101417 GRANT TO KE AO HALI`I		750,000	749,845		155	0.0 %
<b>030 * OFFICE OF MAYOR ADMIN PROGRAM</b>	<b>40,317,992</b>	<b>10,810,000</b>	<b>9,358,608</b>	<b>1,986,868</b>	<b>39,782,515</b>	<b>77.8 %</b>
101095 RECYCLING GRANT LOAN REVOLVING	127				127	100.0 %
101404 ECONOMIC DEVELOPMENT REVOLVING	20,000				20,000	100.0 %
101405 ECON DEV-UPTOWN SERVICE INC	170,000	30,000	200,000			0.0 %
<b>040 * MAYOR ADMIN ECONOMIC DEV PRGMS</b>	<b>190,127</b>	<b>30,000</b>	<b>200,000</b>	<b>0</b>	<b>20,127</b>	<b>9.1 %</b>
<b>Fund ** SPECIAL REVENUE FUND</b>	<b>40,508,119</b>	<b>10,840,000</b>	<b>9,558,608</b>	<b>1,986,868</b>	<b>39,802,642</b>	<b>77.5 %</b>
<b>Dept *** Office of the Mayor</b>	<b>40,508,119</b>	<b>10,840,000</b>	<b>9,558,608</b>	<b>1,986,868</b>	<b>39,802,642</b>	<b>77.5 %</b>
<b>Management</b>						
101413 EMPLOYEE PARKING FEES FUND	10,832	102,943	60,381		53,393	46.9 %
101413C EMPLOYEE PARKING FEES FUND		65,000	60,380		4,620	7.1 %
<b>060 * MANAGEMENT PROGRAM</b>	<b>10,832</b>	<b>167,943</b>	<b>120,761</b>	<b>0</b>	<b>58,013</b>	<b>32.5 %</b>
<b>Fund ** SPECIAL REVENUE FUND</b>	<b>10,832</b>	<b>167,943</b>	<b>120,761</b>	<b>0</b>	<b>58,013</b>	<b>32.5 %</b>
<b>Dept *** Management</b>	<b>10,832</b>	<b>167,943</b>	<b>120,761</b>	<b>0</b>	<b>58,013</b>	<b>32.5 %</b>
<b>Finance</b>						
101002 POST-EMPLOYMENT BENEFITS-OPEB	229,831				229,831	100.0 %
<b>170 * COUNTY WIDE COSTS PROGRAM</b>	<b>229,831</b>	<b>0</b>	<b>0</b>	<b>0</b>	<b>229,831</b>	<b>100.0 %</b>
<b>Fund ** SPECIAL REVENUE FUND</b>	<b>229,831</b>	<b>0</b>	<b>0</b>	<b>0</b>	<b>229,831</b>	<b>100.0 %</b>
<b>Dept *** Finance</b>	<b>229,831</b>	<b>0</b>	<b>0</b>	<b>0</b>	<b>229,831</b>	<b>100.0 %</b>
<b>Police</b>						
101060 ALARM SYSTEM REVOLVING FUND	179,240	216,119	35,735	231	359,393	90.9 %
101060B ALARM SYSTEM REVOLVING FUND	60,000	75,000	44,014		90,986	67.4 %
<b>280 * UNIFORMED PATROL SERVICES PROG</b>	<b>239,240</b>	<b>291,119</b>	<b>79,749</b>	<b>231</b>	<b>450,379</b>	<b>84.9 %</b>
<b>Fund ** SPECIAL REVENUE FUND</b>	<b>239,240</b>	<b>291,119</b>	<b>79,749</b>	<b>231</b>	<b>450,379</b>	<b>84.9 %</b>

County of Maui  
Statement of Appropriations and Expenditures  
Revolving / Special Programs  
Fiscal Year Ending 6/30/2020 - as of 6/30/2020


Index * Program ** Fund *** Department	Prior Year Encumbrance / Carryover	Amended Budget / Lapses	Year to Date Expended	Current Encumbrance 06/30/2020	Balance Available	% of Budget Available
<b>Dept *** Police</b>	<b>239,240</b>	<b>291,119</b>	<b>79,749</b>	<b>231</b>	<b>450,379</b>	<b>84.9 %</b>
<b>Fire and Public Safety</b>						
101075 FIRE PLAN REVIEW FEES	150,866	548,721	143,833		555,754	79.4 %
101075A FIRE PLAN REVIEW FEES SALARIES	33,106	94,120	127,225		1	0.0 %
101075B FIRE PLAN REVIEW FEES OPERTN	110,185	(93,577)	16,607		1	0.0 %
101075C FIRE PLAN REVIEW FEES EQUIPMNT	12,268	(97)	12,171			0.0 %
<b>250 * FIRE PREVENTION PROGRAM</b>	<b>306,425</b>	<b>549,167</b>	<b>299,836</b>	<b>0</b>	<b>555,756</b>	<b>65.0 %</b>
<b>Fund ** SPECIAL REVENUE FUND</b>	<b>306,425</b>	<b>549,167</b>	<b>299,836</b>	<b>0</b>	<b>555,756</b>	<b>65.0 %</b>
<b>Dept *** Fire and Public Safety</b>	<b>306,425</b>	<b>549,167</b>	<b>299,836</b>	<b>0</b>	<b>555,756</b>	<b>65.0 %</b>
<b>Liquor Control</b>						
101139 LIQUOR EDUCATION FUNDS	222,245	121,890	38,920		305,215	88.7 %
101139B LIQUOR EDUCATION OPERATIONS	14,351	24,569	38,920		1	0.0 %
101140B LIQ ED - UNDERAGE ALC PREV		20,000			20,000	100.0 %
<b>200 * LIQUOR CONTROL GENERAL PROG</b>	<b>236,596</b>	<b>166,459</b>	<b>77,840</b>	<b>0</b>	<b>325,216</b>	<b>80.7 %</b>
<b>Fund ** SPECIAL REVENUE FUND</b>	<b>236,596</b>	<b>166,459</b>	<b>77,840</b>	<b>0</b>	<b>325,216</b>	<b>80.7 %</b>
<b>Dept *** Liquor Control</b>	<b>236,596</b>	<b>166,459</b>	<b>77,840</b>	<b>0</b>	<b>325,216</b>	<b>80.7 %</b>
<b>Housing and Human Concerns</b>						
101025 ANIMAL MANAGEMENT REVOLVING	19,066	144,818	60,000		103,884	63.4 %
101025B ANIMAL MANAGEMENT REVOLVING		120,000	60,000		60,000	50.0 %
<b>300 * HSG &amp; HUMAN CONCERNS ADM PROG</b>	<b>19,066</b>	<b>264,818</b>	<b>120,000</b>	<b>0</b>	<b>163,884</b>	<b>57.7 %</b>
101001 AFFORDABLE HSG FUND-CW	16,677,810	18,062,703	1,064,397		33,676,116	96.9 %
101001B AFFORDABLE HSG FUND-CW		70,000	30,508		39,492	56.4 %
101004 AFFORDABLE HSG FND-WEST MAUI	3,909,037				3,909,037	100.0 %
101013 AFFORDABLE HOUSING- KULAMALU	98,073				98,073	100.0 %
101016 LANAI AHP PHASE I	3,826,900			80,015	3,746,885	97.9 %
101020 AFFD'LE HSG HALE MAHAOLU EWALA	958,727		958,727			0.0 %
101022 NA HALE O MAUI KAHOMA PRJ	330,172		300,834	29,338		0.0 %
101030 HOUSING SEC.8 CERTIFICATE	5,735				5,735	100.0 %
101031 HABITAT FOR HM-KAHOMA PRJ	189,837		189,837			0.0 %
101032 RESIDENTIAL WRKFORCE BUY-BACK	478,378				478,378	100.0 %
101033 FIRST-TIME HOME BUYERS' 19	1,110,078		256,450		853,628	76.9 %
101035 FRONT ST APTS AHP FUNDS	250,000			250,000		0.0 %

**County of Maui**  
**Statement of Appropriations and Expenditures**  
**Revolving / Special Programs**  
**Fiscal Year Ending 6/30/2020 - as of 6/30/2020**

Index * Program ** Fund *** Department	Prior Year Encumbrance / Carryover	Amended Budget / Lapses	Year to Date Expended	Current Encumbrance 06/30/2020	Balance Available	% of Budget Available
101036 HALE MAHAOLU EWALU PH II		850,000	850,000			0.0 %
101038 KA HALE A KE OLA WS STRCASE		442,040		442,040		0.0 %
101039 HANA AFFORDABLE HSG PRJ		5,000,000		5,000,000		0.0 %
101040 KA HALE A KE OLA RNWL PH3		199,213	183,889		15,324	7.7 %
101041 AHF KAIAULU O KUPUOHI APTS		6,382,000		6,382,000		0.0 %
101055 HOUSING SEC.8 VOUCHER PROGRAM	17,755				17,755	100.0 %
101089 RENTAL HOUSING REVOLVING	52,775				52,775	100.0 %
<b>310 * HOUSING PROGRAM</b>	<b>27,905,277</b>	<b>31,005,956</b>	<b>3,834,642</b>	<b>12,183,393</b>	<b>42,893,198</b>	<b>72.8 %</b>
101017 KAUNOA SR SVCS LEISURE PRG RF	413,254	287,882	281,878		419,258	59.8 %
101017A KAUNOA SR LEISURE SALARY		102,006	102,006			0.0 %
101017B KAUNOA SR LEISURE OPERATION		179,872	179,873		(1)	(0)%
101246 MOLOKAI AG LOAN PROGRAM	172,160				172,160	100.0 %
<b>320 * HUMAN CONCERNS PROGRAM</b>	<b>585,414</b>	<b>569,760</b>	<b>563,757</b>	<b>0</b>	<b>591,417</b>	<b>51.2 %</b>
101024B MAUI HUMANE SOCIETY PRG	6,004		6,004			0.0 %
<b>330 * ANIMAL MANAGMENT PROGRAM</b>	<b>6,004</b>	<b>0</b>	<b>6,004</b>	<b>0</b>	<b>0</b>	<b>0.0 %</b>
<b>Fund ** SPECIAL REVENUE FUND</b>	<b>28,515,761</b>	<b>31,840,534</b>	<b>4,524,403</b>	<b>12,183,393</b>	<b>43,648,499</b>	<b>72.3 %</b>
951731 KOMOHANA HALE HSG LAHAINA			221,882		(221,882)	-
951736 KULAMALU HALE HSG			709,075		(709,075)	-
<b>310 * HOUSING PROGRAM</b>	<b>0</b>	<b>0</b>	<b>930,957</b>	<b>0</b>	<b>(930,957)</b>	<b>--</b>
<b>Fund ** ENTERPRISE FUND</b>	<b>0</b>	<b>0</b>	<b>930,957</b>	<b>0</b>	<b>(930,957)</b>	<b>--</b>
<b>Dept *** Housing and Human Concerns</b>	<b>28,515,761</b>	<b>31,840,534</b>	<b>5,455,360</b>	<b>12,183,393</b>	<b>42,717,542</b>	<b>70.8 %</b>
<b>Parks and Recreation</b>						
410902 PAIA/HAIKU PARKS ASSESSMENTNT		510,000	510,000			0.0 %
410903 MAK/PUKALANI/KULA PARKS ASSESS		138,650	138,650			0.0 %
410905 KIHEI/MAKENA PARKS ASSESSMENTS		325,000	325,000			0.0 %
410907 LANAI PARKS ASSESSMENT		95,000	95,000			0.0 %
<b>000 * Other expenditures category</b>	<b>0</b>	<b>1,068,650</b>	<b>1,068,650</b>	<b>0</b>	<b>0</b>	<b>0.0 %</b>
101401 OCEAN RECREATIONAL ACTIVITY	494,208				494,208	100.0 %
<b>340 * PARKS &amp; REC ADMIN PROG</b>	<b>494,208</b>	<b>0</b>	<b>0</b>	<b>0</b>	<b>494,208</b>	<b>100.0 %</b>
101411 LAUNIUPOKO LAND/DEBT SVC		300,000	300,000			0.0 %
<b>345 * CIP PARKS &amp; RECREATION</b>	<b>0</b>	<b>300,000</b>	<b>300,000</b>	<b>0</b>	<b>0</b>	<b>0.0 %</b>
101113 HWY BEAUT CWD/TREE TRIM PROG		2,202,649	202,494		2,000,155	90.8 %

County of Maui  
Statement of Appropriations and Expenditures  
Revolving / Special Programs  
Fiscal Year Ending 6/30/2020 - as of 6/30/2020

Index * Program ** Fund *** Department	Prior Year Encumbrance / Carryover	Amended Budget / Lapses	Year to Date Expended	Current Encumbrance 06/30/2020	Balance Available	% of Budget Available
350 * PARK MAINTENANCE PROGRAM	0	2,202,649	202,494	0	2,000,155	90.8 %
Fund ** SPECIAL REVENUE FUND	494,208	3,571,299	1,571,144	0	2,494,363	61.4 %
Dept *** Parks and Recreation	494,208	3,571,299	1,571,144	0	2,494,363	61.4 %
<b>Public Works</b>						
411002 WAILUKU/KAHULUI FAC EXPAN ASSE			(1,645)		1,645	-
000 * Other expenditures category	0	0	(1,645)	0	1,645	--
101116 HWY BEAUT TREE TRIMMING	126,569	176,494	275,938	27,125		0.0 %
450 * SPECIAL MAINTENANCE PROGRAM	126,569	176,494	275,938	27,125	0	0.0 %
101303 PLAN REVIEW REVOLVING LUCA	771,753	4,480,513	1,141,344	15,994	4,094,927	78.0 %
101303A PLAN REVIEW REVOLVING SAL	123,252	694,432	816,651		1,033	0.1 %
101303B PLAN REVIEW REVOLVING OP	248,669	13,474	261,710	434		0.0 %
101303C PLAN REVIEW REVOLVING EQ	150,349	(80,190)	70,159			0.0 %
101311 SUBDIVISION CONSTRN REVOLVING	21,958				21,958	100.0 %
460 * DEVELOPMENT SERVICES ADMINSTRN	1,315,981	5,108,229	2,289,864	16,428	4,117,918	64.1 %
Fund ** SPECIAL REVENUE FUND	1,442,550	5,284,723	2,564,157	43,553	4,119,563	61.2 %
Dept *** Public Works	1,442,550	5,284,723	2,564,157	43,553	4,119,563	61.2 %
<b>Environmental Management</b>						
101191B TEENS ON CALL PAIA BY PASS	868	9,987	10,855			0.0 %
101255 HWY BEAUT-ABAND VEH REVOLV'G		1,617,597	1,434,173		183,424	11.3 %
101255A HWY BEAUT-ABAND VEH REV'G SAL	67,596	29,764	97,360			0.0 %
101255B HWY BEAUT-ABAND VEH REV'G OPR	139,708	1,315,399	1,201,676	253,430	1	0.0 %
542 * ENV PROTECTION & SUBSTAINABILI	208,172	2,972,747	2,744,064	253,430	183,425	5.8 %
101253 NASKA PUMP STATION	914				914	100.0 %
550 * WASTEWATER ADMIN PROGRAM	914	0	0	0	914	100.0 %
Fund ** SPECIAL REVENUE FUND	209,086	2,972,747	2,744,064	253,430	184,339	5.8 %
Dept *** Environmental Management	209,086	2,972,747	2,744,064	253,430	184,339	5.8 %
<b>Grand Total</b>	<b>72,192,648</b>	<b>55,683,991</b>	<b>22,471,519</b>	<b>14,467,475</b>	<b>90,937,644</b>	<b>71.1 %</b>



---

# IV. Capital Improvement Program by District

---

IV. Capital Improvements Program by District

**County of Maui**  
**Statement of Appropriations and Expenditures**  
**Capital Improvement Program by District**  
**Fiscal Year Ending 6/30/2020 - as of 6/30/2020**

01	Hana							
	Index		Prior Year	Amended	Year	Current	Balance	% of
	* Activity ** Program *** District		Encumbrance	Budget /	to Date	Encumbrance	Available	Budget
			/ Carryover	Lapses	Expended	06/30/2020		Available
301289	MAHALAWA BRIGDE REPLCMNT			494		494		0.0 %
90189	* MAHALAWA BRIDGE REPLACEMENT	0		494	0	494	0	0.0 %
389252	HANA HWY LANDSLIDE REPAIRS	973,020		(50,000)	870,648	52,372		0.0 %
389281	HANA HWY LANDSLIDE REPAIRS	19,287			14,598		4,689	24.3 %
98052	* HANA HWY LANDSLIDE RPRS POST42	992,307		(50,000)	885,246	52,372	4,689	0.5 %
389253	WAIOPAI BRIDGE REPAIRS	189,759			145,159	44,600		0.0 %
389282	WAIOPAI BRIDGE REPAIRS	19,674			12,527	7,147		0.0 %
98053	* WAIOPAI BRIDGE REPAIRS	209,433		0	157,686	51,747	0	0.0 %
390280	MAHALAWA BRDG REPLACEMENT	105,810			95,564	10,246		0.0 %
99194	* MAHALAWA BRIDGE REPLACEMENT	105,810		0	95,564	10,246	0	0.0 %
901	** Drainage	1,307,550		(49,506)	1,138,496	114,859	4,689	0.4 %
301245	OLD HANA SCH IMPROVEMENTS			92,864	34,399	58,465		0.0 %
90145	* OLD HANA SCHOOL IMPROVEMENTS	0		92,864	34,399	58,465	0	0.0 %
367298	NAHIKU COMMUNITY CENTER	36,267				36,267		0.0 %
96098	* NAHIKU COMMUNITY CENTER	36,267		0	0	36,267	0	0.0 %
903	** Government Facilities	36,267		92,864	34,399	94,732	0	0.0 %
301347	HANA-KEA-KAI PARKS SYSTEM			450,000	24,880	58,670	366,450	81.4 %
90147	* HANA-KEA-KAILUA PARKS IMPRV	0		450,000	24,880	58,670	366,450	81.4 %
301348	HANA PRK TENNIS/BBALL COURTS			120,000	50,000	70,000		0.0 %
90148	* HANA PARK TENNIS/BASKETBALL	0		120,000	50,000	70,000	0	0.0 %
356402	PA'ANI MAI PARK IMPROVM	106,561				106,561		0.0 %
95002	* PA'ANI MAI PARK IMPROVEMENTS	106,561		0	0	106,561	0	0.0 %
367101	HANA-KEANAE-KAILUA PARKS	33,135				33,135		0.0 %
96001	* HANA-KEA-KAILUA PARKS SYSTEM	33,135		0	0	33,135	0	0.0 %
378239	HELENE HALL IMPROVEMENTS	38,447		(38,447)				-



**County of Maui**  
**Statement of Appropriations and Expenditures**  
**Capital Improvement Program by District**  
**Fiscal Year Ending 6/30/2020 - as of 6/30/2020**

01	Hana	Prior Year	Amended	Year	Current	Balance	% of
Index	* Activity ** Program *** District	Encumbrance	Budget /	to Date	Encumbrance	Available	Budget
		/ Carryover	Lapses	Expended	06/30/2020		Available
97039	* HELENE HALL IMPROVEMENTS	38,447	(38,447)	0	0	0	- -
389230	HELENE HALL IMPROVEMENTS	12,245		1,835	10,410		0.0 %
389280	HELENE HALL IMPROVEMENTS	360,661	(349,292)	11,369			0.0 %
98030	* HELENE HALL IMPROVEMENTS	372,906	(349,292)	13,204	10,410	0	0.0 %
390041	HANA-KEA-LAI PARKS SYSTEM	673,956		659,730	14,226		0.0 %
99146	* HANA-KEANAE-KAILUA PRKS SYSTEM	673,956	0	659,730	14,226	0	0.0 %
904	** Parks and Recreation	1,225,005	182,261	747,814	293,002	366,450	26.0 %
529560	KAUPO WATER TANK IMPRVMTS	419,855	(107,008)	312,847			0.0 %
99003	* KAUPO Water TANK	419,855	(107,008)	312,847	0	0	0.0 %
905	** WATER SUPPLY	419,855	(107,008)	312,847	0	0	0.0 %
301291	KOUKOUAI BRIDGE REPLACEMENT		472	472			0.0 %
90191	* KOUKOUAI BRIDGE REPLACEMENT	0	472	472	0	0	0.0 %
301392	KALEPA ROCKFALL REPAIRS		350,000	150	200,500	149,350	42.7 %
90192	* KALEPA ROCKFALL REPAIRS	0	350,000	150	200,500	149,350	42.7 %
317003	HANA DISTRICT RD RESURFACING	8,441		4,233	4,208		0.0 %
91000	* FY 2001 CIP projects	8,441	0	4,233	4,208	0	0.0 %
378279	KOUKOUAI BRIDGE REHAB	381,783	(167,324)	94,589	119,870		0.0 %
97079	* KOUKOUAI BRIDGE REHABILITATION	381,783	(167,324)	94,589	119,870	0	0.0 %
378381	ROCKFALL/EMBKMNT ASSESSMNT	8,106		8,106			0.0 %
97081	* ROCKFALL/EMBANKMNT ASSESSMNT	8,106	0	8,106	0	0	0.0 %
389254	KEANAE RD SAFETY IMPRV	155,473		979,573		(824,100)	(530.1)%
389274	KEANAE RD SAFETY IMPRV	823,100		(1,000)		824,100	100.1 %
98054	* KEANAE RD SAFETY IMPROVEMENTS	978,573	0	978,573	0	0	0.0 %
389755	LELEKEA BRIDGE REPLACEMENT	34,511	(34,511)				-

**County of Maui**  
**Statement of Appropriations and Expenditures**  
**Capital Improvement Program by District**  
**Fiscal Year Ending 6/30/2020 - as of 6/30/2020**

01	Hana	Prior Year	Amended	Year	Current	Balance	% of
Index	Activity ** Program *** District	Encumbrance	Budget /	to Date	Encumbrance	Available	Budget
* Activity ** Program *** District	Activity ** Program *** District	/ Carryover	Lapses	Expended	06/30/2020	Available	Available
98055	* LELEKEA BRIDGE REPLACEMENT	34,511	(34,511)	0	0	0	- -
390022	KEANAE ROAD SAFETY IMPROVEMENT	2,000,000			2,000,000		0.0 %
99099	* State/Fed/Private 99/09/19	2,000,000	0	0	2,000,000	0	0.0 %
390281	KALEPA REVETMENT/SEAWALL REP	461,872		48,761	413,112		0.0 %
99195	* KALEPA REVETMENT/SW REPAIRS	461,872	0	48,761	413,112	0	0.0 %
390282	MAKA'AKAE RD RESURFACING	494,160		180	493,980		0.0 %
99196	* MAKA'ALAE ROAD RESURFACING	494,160	0	180	493,980	0	0.0 %
390083	KALEPA ROCKFALL REPAIRS	150,000		23,308	126,692		0.0 %
99197	* KALEPA ROCKFALL REPAIRS	150,000	0	23,308	126,692	0	0.0 %
907	** Roads	4,517,446	148,637	1,158,372	3,358,362	149,350	3.2 %
389704	HANA LF MAKAI BERM WASTE RMVL	2,896		2,520	376		0.0 %
98004	* HANA LDFILL MAKAI BW REMOVAL	2,896	0	2,520	376	0	0.0 %
390208	HANA LF MAKAI BERM WASTE RMVL	180,338		180,338			0.0 %
99113	* HANA LDFILL MAKAI BW REMOVAL	180,338	0	180,338	0	0	0.0 %
908	** Solid Waste Facilities	183,234	0	182,858	376	0	0.0 %
390009	HELENE HALL SEPTIC IMPRV	245,000		195,831	49,169		0.0 %
99114	* HELENE HALL SEPTIC SYSTEM IMPR	245,000	0	195,831	49,169	0	0.0 %
909	** Wastewater Facilities	245,000	0	195,831	49,169	0	0.0 %
District ***	Hana	7,934,357	267,248	3,770,617	3,910,500	520,489	6.3 %

County of Maui  
Statement of Appropriations and Expenditures  
Capital Improvement Program by District  
Fiscal Year Ending 6/30/2020 - as of 6/30/2020

02	Paia-Haiku	Prior Year Encumbrance / Carryover	Amended Budget / Lapses	Year to Date Expended	Current Encumbrance 06/30/2020	Balance Available	% of Budget Available
	Index * Activity ** Program *** District						
390008	EMERGENCY RPR PU'U WAY	2,724,376	(1,633,381)	117,872		973,122	89.2 %
99008	* PU'U WAY HAIKU	2,724,376	(1,633,381)	117,872	0	973,122	89.2 %
901	** Drainage	2,724,376	(1,633,381)	117,872	0	973,122	89.2 %
301362	PAIA-HAIKU PARKS SYSTEM		260,000			260,000	100.0 %
90162	* PAIA-HAIKU PARKS SYSTEM	0	260,000	0	0	260,000	100.0 %
301363	HAIKU PARK RESTROOM		510,000	54,325	59,211	396,464	77.7 %
90163	* HAIKU PARKS RESTROOM	0	510,000	54,325	59,211	396,464	77.7 %
378254	PAIA-HAIKU PARKS SYSTEM	64,314		14,423	49,891		0.0 %
378353	PAIA-HAIKU PARKS SYSTEM	12,409		5,999	6,410		0.0 %
97053	* PAIA-HAIKU PARKS SYSTEM	76,723	0	20,422	56,301	0	0.0 %
389238	PAIA-HAIKU PARKS SYSTEM	4,649		573,127	4,649	(573,127)	(12328)%
389272	PAIA-HAIKU PARKS SYSTEM	574,689			1,563	573,127	99.7 %
389438	PAIA-HAIKU PARKS SYSTEM	50,118		50,118			0.0 %
98038	* PAIA-HAIKU PARKS SYSTEM	629,456	0	623,245	6,212	0	0.0 %
390257	ALFRED BOTEILHO,SR. GYM IMP	19,906			19,906		0.0 %
99172	* ALFRED F. BOTEILHO, SR GYM IMP	19,906	0	0	19,906	0	0.0 %
390058	PAIA-HAIKU PARKS SYSTEM	50,000	(17,362)	2,200	30,438		0.0 %
390253	PAIA-HAIKU PARKS SYSTEM	904,736		126,830	777,907		0.0 %
99173	* PAIA-HAIKU PARKS SYSTEM	954,736	(17,362)	129,030	808,345	0	0.0 %
904	** Parks and Recreation	1,680,821	752,638	827,022	949,975	656,464	27.0 %
301279	KAUPAKALUA RD PVMNT RECON		731,166	41,938	689,228		0.0 %
90199	* KAUPAKALUA RD PVMNT RECONSTRN	0	731,166	41,938	689,228	0	0.0 %
301400	HAIKU RD GUARDRAIL/SHLDR IMPR		200,000		200,000		0.0 %
90200	* HAIKU RD GUARDRAIL/SHLDR IMPRV	0	200,000	0	200,000	0	0.0 %
367235	NORTH SHORE GREENWAY	4,177		4,177			0.0 %

County of Maui  
Statement of Appropriations and Expenditures  
Capital Improvement Program by District  
Fiscal Year Ending 6/30/2020 - as of 6/30/2020

02	Paia-Haiku	Prior Year Encumbrance / Carryover	Amended Budget / Lapses	Year to Date Expended	Current Encumbrance 06/30/2020	Balance Available	% of Budget Available
	Index * Activity ** Program *** District						
96035	* NORTH SHORE GREENWAY	4,177	0	4,177	0	0	0.0 %
378393	KAUPAKALUA PVMNT RECONST	52,020		28,260	23,760		0.0 %
97093	* KAUPAKALUA RD PAVEMNT RECONS	52,020	0	28,260	23,760	0	0.0 %
378394	PAUWELA RD SIDEWK REPAIRS	1,454	(1,454)				-
97094	* PAUWELA RD SIDEWALK REPAIRS	1,454	(1,454)	0	0	0	--
389259	KAUPAKALUA RD PVMNT RECONST	17,040	(317)	994,078	524,938	(1,502,292)	(8983.4)%
389275	KAUPAKALUA RD PVMNT RECONST	1,502,376		318	400	1,501,658	100.0 %
98059	* KAUPAKALUA RD PAVEMNT RECONST	1,519,416	(317)	994,396	525,338	(634)	(0)%
389260	NORTH SHORE GREENWAY PRJ	68,760	(64,289)	100,036		(95,565)	(2137.4)%
389276	NORTH SHORE GREENWAY PRJ	142,190		41,976	4,649	95,565	67.2 %
98060	* NORTH SHORE GREENWAY PROJECT	210,950	(64,289)	142,012	4,649	0	0.0 %
389025	N SHORE GREENWAY PHASE 4	928,347	166,232	1,026,452	61,199	6,927	0.6 %
98099	* FY98/08/18 ST/FED/PVT	928,347	166,232	1,026,452	61,199	6,927	0.6 %
390092	HAIKU RD GUARDRAIL/SHLDR IMPR	300,000	(27,780)	128,066	144,154		0.0 %
99206	* HAIKU RD GUARDRAIL/SHOULD IMPR	300,000	(27,780)	128,066	144,154	0	0.0 %
390093	HOLOMUA RD IMP (OLD MHS-BALD)	450,000	(450,000)				-
99207	* HOLOMUA RD IMP (OLD MAUI HIGH)	450,000	(450,000)	0	0	0	--
907	** Roads	3,466,364	553,558	2,365,301	1,648,328	6,293	0.2 %
301311	KUAU NO.3 FM REPLACEMENT		630,000	448,021		181,979	28.9 %
90111	* KUAU No.3 FM REPLACEMENT	0	630,000	448,021	0	181,979	28.9 %
301312	KUAU NO.4 FM REPLACEMENT		540,000			540,000	100.0 %
90112	* KUAU No.4 FM REPLACEMENT	0	540,000	0	0	540,000	100.0 %
389710	KUAU #3 FM REPLACEMENT	12,640		12,640			0.0 %
98010	* KUAU NO.3 FORCE MAIN REPLCMNT	12,640	0	12,640	0	0	0.0 %
390017	KUAU NO.1 FM REPLACEMENT	50,000		50,000			0.0 %

County of Maui  
Statement of Appropriations and Expenditures  
Capital Improvement Program by District  
Fiscal Year Ending 6/30/2020 - as of 6/30/2020

02	Paia-Haiku	Prior Year Encumbrance / Carryover	Amended Budget / Lapses	Year to Date Expended	Current Encumbrance 06/30/2020	Balance Available	% of Budget Available
Index	* Activity ** Program *** District						
99122	* KUAU NO.1 FM REPLACEMENT	50,000	0	50,000	0	0	0.0 %
390018	KUAU NO.2 FM REPLACEMENT	50,000		50,000			0.0 %
99123	* KUAU NO.2 FM REPLACEMENT	50,000	0	50,000	0	0	0.0 %
909	** Wastewater Facilities	112,640	1,170,000	560,661	0	721,979	56.3 %
District ***	Paia-Haiku	<u>7,984,201</u>	<u>842,815</u>	<u>3,870,856</u>	<u>2,598,303</u>	<u>2,357,858</u>	<u>26.7 %</u>

County of Maui  
Statement of Appropriations and Expenditures  
Capital Improvement Program by District  
Fiscal Year Ending 6/30/2020 - as of 6/30/2020

03	Makawao-Pukalani-Kula	Prior Year Encumbrance / Carryover	Amended Budget / Lapses	Year to Date Expended	Current Encumbrance 06/30/2020	Balance Available	% of Budget Available
	Index * Activity ** Program *** District						
378287	DITCH IMPRV WAIPOLI RD	567,509		567,509			0.0 %
379239	DITCH IMPRV WAIPOLI RD	232,491		170,790	61,701		0.0 %
97087	* DITCH IMPR AT WAIPOLI RD	800,000	0	738,299	61,701	0	0.0 %
389257	DITCH IMPRV AT WAIPOLI RD	798,089		762,890	35,199		0.0 %
98057	* DITCH IMPRV - WAIPOLI RD	798,089	0	762,890	35,199	0	0.0 %
389258	HIOLANI ST DRAINAGE IMPRV	900,000		67,650	832,350		0.0 %
98058	* HIOLANI ST DRAINAGE IMPRVMNT	900,000	0	67,650	832,350	0	0.0 %
901	** Drainage	2,498,089	0	1,568,839	929,250	0	0.0 %
301027	SOH UPCOUNTRY MAUI AGRI PARK		3,500,000			3,500,000	100.0 %
90099	* State/federal/pri fy 2000&2010	0	3,500,000	0	0	3,500,000	100.0 %
902	** Other Projects	0	3,500,000	0	0	3,500,000	100.0 %
301356	MAK-PU-KULA-ULU PARKS SYSTEM		175,000			175,000	100.0 %
90156	* MAK-PUK-KULA-ULU PARKS SYSTEM	0	175,000	0	0	175,000	100.0 %
301357	HANNIVAL TAVARES CC IMPRV		1,000,000	414,659	158,634	426,707	42.7 %
90157	* H TAVARES COM'TY CTR IMPRV	0	1,000,000	414,659	158,634	426,707	42.7 %
301358	KULA PARK PLAYGROUND		850,000	584,384	146,555	119,061	14.0 %
301359	KULA PARK PLAYGROUND		138,650			138,650	100.0 %
90158	* KULA PARK PLAYGROUND	0	988,650	584,384	146,555	257,711	26.1 %
356406	PUK-KULA-ULUPALAKUA PARKS	23,942		23,942			0.0 %
95006	* PUKA-KULA-ULUPALAKUA PARKS	23,942	0	23,942	0	0	0.0 %
367103	MAK-PUK-KULA ULU PARKS	78,122		39,207	38,914		0.0 %
96003	* MAKAWAO-PUK-K-U PARKS SYSTEM	78,122	0	39,207	38,914	0	0.0 %
389235	MAK-PU-KULA-ULU PARKS SYSTEM		145,770	145,770			0.0 %
389270	MAK-PU-KULA-ULU PARKS SYSTEM	145,770				145,770	100.0 %
389735	MAK-PU-KULA-ULU PARKS SYSTEM	5,692		5,692			0.0 %

County of Maui  
Statement of Appropriations and Expenditures  
Capital Improvement Program by District  
Fiscal Year Ending 6/30/2020 - as of 6/30/2020

03	Makawao-Pukalani-Kula	Prior Year	Amended	Year	Current	Balance	% of
	Index	Encumbrance	Budget /	to Date	Encumbrance	Available	Budget
	* Activity ** Program *** District	/ Carryover	Lapses	Expended	06/30/2020		Available
98035	* MAK-PUK-KU-ULUP PARKS SYSTEM	151,462	145,770	151,462	0	145,770	49.0 %
390250	WAIAKOA GYM IMPRVMNTS	83,256	3,000	57,463	28,793		0.0 %
99165	* WAIAKOA GYM IMPROVEMENTS	83,256	3,000	57,463	28,793	0	0.0 %
390051	MAK-PU-KULA-ULU PARKS SYSTEM	66,772	(9,923)	56,849			0.0 %
99166	* MAK-PUK-KU-ULUP PARKS SYSTEM	66,772	(9,923)	56,849	0	0	0.0 %
390052	HANNIBAL TAVARES COMM CTR IMP	997,000	(2,793)	994,207			0.0 %
99167	* HANNIBAL TAVARES COMM CTR IMPR	997,000	(2,793)	994,207	0	0	0.0 %
390053	KULA PARK PLAYGROUND	30,263		7,485	22,778		0.0 %
99168	* KULA PARK PLAYGROUND	30,263	0	7,485	22,778	0	0.0 %
390054	UPCOUNTRY SKATE PARK	13,250	(13,250)				-
99169	* UPCOUNTRY SKATE PARK	13,250	(13,250)	0	0	0	--
390055	PICKLEBALL COURTS EDDIE TAM PK	40,000	(40,000)				-
99170	* PICKLEBALL COURTS AT ET MEM PA	40,000	(40,000)	0	0	0	--
904	** Parks and Recreation	1,484,067	2,246,454	2,329,658	395,674	1,005,188	26.9 %
520930	POOKELA WELL B(DEVOPMENT)		500,000	30,000		470,000	94.0 %
90223	* POOKELA WELL B (DEVT PHASE)	0	500,000	30,000	0	470,000	94.0 %
541160	KAMAOLE TANK REPLACE-DESIGN	1,781			1,781		0.0 %
541170	PHASE 10 PUMP UPGRADES-DESIGN	51,323	(51,323)				-
91058	* Mak/Puk/Kula distrbtn sys impr	53,104	(51,323)	0	1,781	0	0.0 %
524750	MAK-PUK-KULA DIST SYST IMPRV	15,904		8,975	6,929		0.0 %
94090	* MAKA-PUKA-KULA DIST SYSTEM IMP	15,904	0	8,975	6,929	0	0.0 %
526020	SOURCE, TRANSMISSION&STORAGE	29,051	(29,051)				-
96076	* SOURCE, TRANSMISSION&STORAGE	29,051	(29,051)	0	0	0	--
537010	POOKELA WELL#2 EXPLORATORY	145,500		145,500			0.0 %

County of Maui  
Statement of Appropriations and Expenditures  
Capital Improvement Program by District  
Fiscal Year Ending 6/30/2020 - as of 6/30/2020

03	Makawao-Pukalani-Kula	Prior Year	Amended	Year	Current	Balance	% of
	Index	Encumbrance	Budget /	to Date	Encumbrance	Available	Budget
	* Activity ** Program *** District	/ Carryover	Lapses	Expended	06/30/2020		Available
97112	* POOKELA WELL #2 EXPLORATORY	145,500	0	145,500	0	0	0.0 %
547020	UPCOUNTRY RELIABLE CAPACITY	284,167		189,072	95,094		0.0 %
97113	* UPCOUNTRY RELIABLE CAPACITY	284,167	0	189,072	95,094	0	0.0 %
529020	UPCOUNTRY RELIABLE CAPACITY	149,921		149,921			0.0 %
98083	* UPCOUNTRY RELIABLE CAP - DWS	149,921	0	149,921	0	0	0.0 %
549030	KAMOLE WATER TREATMENT PLANT	1,500,000	(1,500,000)				-
99223	* KAMOLE WATER TREATMENT PLANT	1,500,000	(1,500,000)	0	0	0	- -
529520	PH10 BOOSTER PUMP IMPROVMENTTS	4,200,000		66,257	4,133,744		0.0 %
549040	PH10 BOOSTER PUMP IMPROVEMENTS	2,800,000			2,800,000		0.0 %
99224	* PHASE 10 BOOSTER PUMP IMPR	7,000,000	0	66,257	6,933,744	0	0.0 %
539070	POOKELA WELL B	4,000,000	(995,363)		3,004,637		0.0 %
99225	* POOKELA WELL B	4,000,000	(995,363)	0	3,004,637	0	0.0 %
905	** WATER SUPPLY	13,177,647	(2,075,737)	589,725	10,042,185	470,000	4.2 %
301390	O HALEA HWY TRAFFIC SIG'L UPGR		200,000	475		199,525	99.8 %
90132	* OLD HALEA TRAFFIC SIGNAL UPGRD	0	200,000	475	0	199,525	99.8 %
301394	GRDRAIL/SHLDR IMPRV VAR LOC		266,000	1,797		264,203	99.3 %
90138	* GRDRL/SHLDR IMPRV VAR LOCATION	0	266,000	1,797	0	264,203	99.3 %
301297	PUKALANI TERRACE SDV PVMT		7,287	7,287			0.0 %
90197	* PUKALANI TERRACE SUBDIV PVMNT	0	7,287	7,287	0	0	0.0 %
301298	IOLANI/LOHA/MAKANI RD PVMNT RH		400,000	400,000			0.0 %
90198	* IOLANI/LOHA/MAKANI RD PVMNT RH	0	400,000	400,000	0	0	0.0 %
345274	HALEAKALA HWY INTERSECT IMPR	22,961		20,961	2,000		0.0 %
94040	* HALEAKALA HWY INTERSEC/MAKAWA	22,961	0	20,961	2,000	0	0.0 %
345403	BALDWIN AVE RESURFACING	2,502			2,501	1	0.0 %
345410	HALEAKALA HWY INTERSEC IMPR	1,250,000			525,209	724,791	58.0 %



**County of Maui**  
**Statement of Appropriations and Expenditures**  
**Capital Improvement Program by District**  
**Fiscal Year Ending 6/30/2020 - as of 6/30/2020**

03	Makawao-Pukalani-Kula	Prior Year Encumbrance / Carryover	Amended Budget / Lapses	Year to Date Expended	Current Encumbrance 06/30/2020	Balance Available	% of Budget Available
Index	* Activity ** Program *** District						
94099	* State/Fed/Private FY94/04/2014	1,252,502	0	0	527,710	724,792	57.9 %
356223	KOKOMO RD PAVEMENT RECON	45,550			45,550		0.0 %
95038	* KOKOMO RD PAVEMENT RECONSTRCT	45,550	0	0	45,550	0	0.0 %
367010	MAK/MAKANI ROAD IMPROVEMENTS	312,404		121,146	191,258		0.0 %
96000	* FY2006/1996 CIP Projects	312,404	0	121,146	191,258	0	0.0 %
367118	HALEAKALA HWY INTER IMP	500,000		500,000			0.0 %
96018	* HALEAKALA HWY @ MAKAWAO AVE	500,000	0	500,000	0	0	0.0 %
367238	BALDWIN AVE RESURF PH2	78,598	(73,716)	4,881			0.0 %
96038	* BALDWIN AVE RESURF PH2	78,598	(73,716)	4,881	0	0	0.0 %
378389	KOKOMO/MAK AVE PAVEMNT RECONST	244,487		243,713	774		0.0 %
97089	* KOKOMO/MAK AVE PAVEMNT RECON	244,487	0	243,713	774	0	0.0 %
376740	KOKOMO RD/MAK AVE PVMNT PH2	750,058	333,940	1,007,361	7,699	68,938	6.4 %
97099	* State/Fed/PVT FY96 FY06 FY16	750,058	333,940	1,007,361	7,699	68,938	6.4 %
389020	KAUPAKALUA RD PAVEMENT RECONS	4,515,849	(387,709)	3,103,719	1,021,534	2,886	0.1 %
98099	* FY98/08/18 ST/FED/PVT	4,515,849	(387,709)	3,103,719	1,021,534	2,886	0.1 %
390088	PUKALANI TERRACE SDV PAVE RECO	984,311	(157)	1,451	982,702		0.0 %
99202	* PUK TERRACE SUB PAVE RECONST	984,311	(157)	1,451	982,702	0	0.0 %
390089	OLD HAL HWY DW (MAK AVE-PUK ST	977,500	(709,375)	188,111	80,014		0.0 %
99203	* OLD HAL HWY SDW MAK AVE TO PUK	977,500	(709,375)	188,111	80,014	0	0.0 %
907	** Roads	9,684,220	36,270	5,600,902	2,859,241	1,260,344	13.0 %
District	*** Makawao-Pukalani-Kula	26,844,023	3,706,987	10,089,124	14,226,350	6,235,532	20.4 %

County of Maui  
Statement of Appropriations and Expenditures  
Capital Improvement Program by District  
Fiscal Year Ending 6/30/2020 - as of 6/30/2020

04	Wailuku-Kahului	Prior Year Encumbrance / Carryover	Amended Budget / Lapses	Year to Date Expended	Current Encumbrance 06/30/2020	Balance Available	% of Budget Available
	Index * Activity ** Program *** District						
301246	CERTIFICATION OF LEVEES NO.27		377,435		377,435		0.0 %
90206	* CERT LEVEES/ADDL WORK #27	0	377,435	0	377,435	0	0.0 %
389261	CENTRAL MAUI DRAINAGE REPAIRS	138,797		3,328	138,797	(3,328)	(2.4)%
389277	CENTRAL MAUI DRAINAGE REPAIRS	127,699		(3,328)	127,699	3,328	2.6 %
98061	* CENTRAL MAUI DRAINLINE REPAIRS	266,496	0	0	266,496	0	0.0 %
389263	WAIIEHU DRAINLINE REPAIRS	28,414			28,414		0.0 %
389278	KAHULUI DRAINLINE REPAIRS	940,247		406,026	534,221		0.0 %
98062	* KAHULUI DRAINLINE REPAIRS	968,661	0	406,026	562,635	0	0.0 %
390294	CENTRAL MAUI DRAINAGE REPAIRS	1,340,678		1,202,115	138,563		0.0 %
99208	* CENTRAL MAUI DRAINLINE REPAIRS	1,340,678	0	1,202,115	138,563	0	0.0 %
390295	CENTRAL MAUI DRAINAGE ASSESS	700,000		692,183	7,817		0.0 %
99209	* CENTRLA MAUI DRNLIN RPR ASSESS	700,000	0	692,183	7,817	0	0.0 %
390296	HAUOLI ST DRAINAGE BAS/OUT REP	275,505		275,505			0.0 %
99210	* HAUOLI STREET DRNG BASIN RPR	275,505	0	275,505	0	0	0.0 %
390297	IA STREAM BANK STABIL @ MY	483,290		139,242	344,048		0.0 %
99211	* IAO STREAM BANK STABILIZATION	483,290	0	139,242	344,048	0	0.0 %
901	** Drainage	4,034,630	377,435	2,715,071	1,696,994	0	0.0 %
301259	IT DATA CENTER IMPROVEMENTS		321,099		321,099		0.0 %
90227	* IT DATA CENTER IMPROVEMENTS	0	321,099	0	321,099	0	0.0 %
390021	KAHULUI CIVIC CTR/CM TRANSIT	2,500,000				2,500,000	100.0 %
99099	* State/Fed/Private 99/09/19	2,500,000	0	0	0	2,500,000	100.0 %
390034	DATA CENTER AC REPLACEMENT	250,000	(201,042)	44,062	4,896		0.0 %
99139	* DATA CENTER A/C REPLACMENT	250,000	(201,042)	44,062	4,896	0	0.0 %
902	** Other Projects	2,750,000	120,057	44,062	325,995	2,500,000	87.1 %
301345	KALANA O MAUI CAMPUS PRK'G EXP		450,000	24,874	52,770	372,356	82.7 %

County of Maui  
Statement of Appropriations and Expenditures  
Capital Improvement Program by District  
Fiscal Year Ending 6/30/2020 - as of 6/30/2020

04	Wailuku-Kahului	Prior Year Encumbrance / Carryover	Amended Budget / Lapses	Year to Date Expended	Current Encumbrance 06/30/2020	Balance Available	% of Budget Available
	Index * Activity ** Program *** District						
90121	* KALANA O MAUI CAMPUS PARK'G EX	0	450,000	24,874	52,770	372,356	82.7 %
301338	KAHULUI FIRE STN APPARATUS SHL		50,000	1,720	19,580	28,700	57.4 %
90137	* KAHULUI FIRE STN APPARATUS SHL	0	50,000	1,720	19,580	28,700	57.4 %
301239	NEW COUNTY SVC CENTER		310,765	80,912	229,853		0.0 %
301340	NEW COUNTY SVC CENTER		382,411	119,742	380	262,289	68.6 %
90139	* NEW COUNTY SERVICE CENTER	0	693,176	200,654	230,233	262,289	37.8 %
301377	WAILUKU POLICE STN IMPRV		110,000	900		109,100	99.2 %
90176	* WAILUKU POLICE STN IMPRVMNT	0	110,000	900	0	109,100	99.2 %
301210	EMERGENCY MGT OFFICE RENOVTN		65,515	48,380	17,135		0.0 %
90201	* EMERGENCY MGT OFFICE RENOVTN	0	65,515	48,380	17,135	0	0.0 %
301243	KALANA O MAUI FIRE SPRKLR IMPR		187	187			0.0 %
90203	* KALANA O MAUI FIRE SPRINKLER	0	187	187	0	0	0.0 %
301244	KALANA PAKUI BLDG AC RPLCMNT		523,450		523,450		0.0 %
90204	* KALANA PAKUI BLDG AC REPLCMNT	0	523,450	0	523,450	0	0.0 %
301405	WAILUKU BASEYARD WASH RACK		150,000			150,000	100.0 %
90205	* WAILUKU BASEYARD WASH RACK	0	150,000	0	0	150,000	100.0 %
367104	WAILUKU REDEV'T MUNI PRKG LOT	4,120	(4,120)				-
96004	* WAI REDEV MUNI PRK'G LOT EXP	4,120	(4,120)	0	0	0	--
378366	WAI REDEV'T MUNI PRKG LOT EXP	763,628		303,956	459,672		0.0 %
97066	* WAI REDEV'T MUNI PARK'G LOT EX	763,628	0	303,956	459,672	0	0.0 %
389226	NEW COUNTY SERVICE CENTER	15,461,075		15,744,249	400,775	(683,949)	(4.4)%
389269	NEW COUNTY SERVICE CENTER	1,811,044			635,075	1,175,969	64.9 %
98026	* NEW COUNTY SERVICE CENTER	17,272,119	0	15,744,249	1,035,850	492,020	2.8 %
389744	WAILUKU REDEV'T MUNI PRKG LOT	2,093,547	(10,000)	279,543	1,804,004		0.0 %
98044	* WAI REDV'T MUNI PARK'G LOT EXP	2,093,547	(10,000)	279,543	1,804,004	0	0.0 %

**County of Maui**  
**Statement of Appropriations and Expenditures**  
**Capital Improvement Program by District**  
**Fiscal Year Ending 6/30/2020 - as of 6/30/2020**

04	Wailuku-Kahului	Prior Year Encumbrance / Carryover	Amended Budget / Lapses	Year to Date Expended	Current Encumbrance 06/30/2020	Balance Available	% of Budget Available
	Index * Activity ** Program *** District						
390235	WAILUKU CIVIC COMPLEX	41,430,026	(1)	2,745,367	38,684,656		0.0 %
390935	WAILUKU CIVIC COMPLEX	2,195,000			2,195,000		0.0 %
99140	* WAILUKU CIVIC COMPLEX	43,625,026	(1)	2,745,367	40,879,656	0	0.0 %
390206	CENTRAL MAUI TRANSIT HUB	483,851		297,682	186,169		0.0 %
99220	* CENTRAL MAUI TRANSIT HUB	483,851	0	297,682	186,169	0	0.0 %
903	** Government Facilities	64,242,291	2,028,207	19,647,512	45,208,519	1,414,465	2.1 %
301264	WM COMPLEX PAVING IMPROVEMENTS		2,355,401	1,157,141	1,198,259		0.0 %
90164	* WAR MEMORIAL COMPLX PVG IMPRV	0	2,355,401	1,157,141	1,198,259	0	0.0 %
301265	CM REG'L SPRTS CMLPX MAINT		29,934	5,000	24,934		0.0 %
90165	* CM REGIONAL SPORTS COMPLEX	0	29,934	5,000	24,934	0	0.0 %
301366	KEPANIWAI HERITAG GARDENS IMPR		300,000	4,532	42,164	253,304	84.4 %
90166	* KEPANIWAI HERITAGE GARDENS	0	300,000	4,532	42,164	253,304	84.4 %
301367	CENTRAL MAUI PARKS SYSTEM		600,000	132,369	71,006	396,625	66.1 %
90167	* CENTRAL MAUI PARKS SYSTEM	0	600,000	132,369	71,006	396,625	66.1 %
301368	KANAHA BCH PRK MP IMPRVMNT		250,000	6,250	220,560	23,190	9.3 %
90168	* KANAHA BCH PARK MP IMPRV	0	250,000	6,250	220,560	23,190	9.3 %
301369	WAIKAPU CC BBALL CT IMPRV		175,000	23,844	129,027	22,130	12.6 %
90169	* WAIKAPU COM'TY CTR BBALL CRT	0	175,000	23,844	129,027	22,130	12.6 %
301370	WAR MEMORIAL GYM BLDG IMPRV		250,000		217,442	32,558	13.0 %
90170	* WAR MEMORIAL GYM BLDG IMPRV	0	250,000	0	217,442	32,558	13.0 %
301371	WAR MEMORIAL FB STD REHAB		100,000	96,000		4,000	4.0 %
90171	* WAR MEMORIAL FB STADIUM REHAB	0	100,000	96,000	0	4,000	4.0 %
301372	CENTRAL MAUI REGIONAL PARK		500,000			500,000	100.0 %
90172	* CENTRAL MAUI REGIONAL PARK	0	500,000	0	0	500,000	100.0 %
301373	WAIEHU GOLF COURSE WW IMPRV		75,000	200		74,800	99.7 %

**County of Maui**  
**Statement of Appropriations and Expenditures**  
**Capital Improvement Program by District**  
**Fiscal Year Ending 6/30/2020 - as of 6/30/2020**

04	Wailuku-Kahului	Prior Year Encumbrance / Carryover	Amended Budget / Lapses	Year to Date Expended	Current Encumbrance 06/30/2020	Balance Available	% of Budget Available
Index	* Activity ** Program *** District						
90173	* WAIEHU GC WW IMPROVEMENTS	0	75,000	200	0	74,800	99.7 %
345311	WM COMPLEX PAVING IMPROVEMENTS	15,278			15,278		0.0 %
94011	* WM COMPLEX PAVING IMPROVEMENTS	15,278	0	0	15,278	0	0.0 %
367105	CENTRAL MAUI PARKS SYSTEM	54,778		3,728	51,049		0.0 %
96005	* CENTRL MAUI PARKS SYSTEM	54,778	0	3,728	51,049	0	0.0 %
367106	KEPANIWAI HERITAGE GARDENS	29,113		29,113			0.0 %
96006	* KEPANIWAI HERITAGE GARDENS	29,113	0	29,113	0	0	0.0 %
378256	CENTRAL MAUI PARKS SYSTEM	27,299		14,688	12,612		0.0 %
97055	* CENTRAL MAUI PARKS SYSTEM	27,299	0	14,688	12,612	0	0.0 %
378257	WAIEHU GC STARTER BOOTH/RESTO	158,335		34,200	124,135		0.0 %
97057	* WAIEHU GC STARTER BOOTH/RESTAU	158,335	0	34,200	124,135	0	0.0 %
378258	WAIEHU GC WWTR IMPR	33,100		20,050	13,050		0.0 %
97058	* WAIEHU GC WW IMPROVEMENTS	33,100	0	20,050	13,050	0	0.0 %
378260	WAIKAPU CC EXPANSION	17,869			17,869		0.0 %
97060	* WAIKAPU COMTY CTR EXPANSION	17,869	0	0	17,869	0	0.0 %
378262	WM COMPLEX PAVING IMPRV	54,932		54,932			0.0 %
97062	* WM COMPLEX PAVING IMPRVMNTS	54,932	0	54,932	0	0	0.0 %
389739	WAR MEMORIAL GYM BLDG IMPRV	198,401		35,101	163,300		0.0 %
98039	* WM GYM BLDG IMPROVEMENTS	198,401	0	35,101	163,300	0	0.0 %
389740	CENTRAL MAUI PARKS SYSTEM	339,876		178,920	160,956		0.0 %
98040	* CENTRAL MAUI PARKS SYSTEM	339,876	0	178,920	160,956	0	0.0 %
389742	NEW KAHULUI COMTY CTR	215,653		17,020	198,632		0.0 %
98042	* NEW KAHULUI COMMUNITY CENTER	215,653	0	17,020	198,632	0	0.0 %
389268	WAIKAPU COMTY CTR EXPANSION	1,488,030			1,488,030		0.0 %

County of Maui  
Statement of Appropriations and Expenditures  
Capital Improvement Program by District  
Fiscal Year Ending 6/30/2020 - as of 6/30/2020

04	Wailuku-Kahului	Prior Year Encumbrance / Carryover	Amended Budget / Lapses	Year to Date Expended	Current Encumbrance 06/30/2020	Balance Available	% of Budget Available
	Index * Activity ** Program *** District						
98068	* WAIKAPU COM'TY CTR EXPANSION	1,488,030	0	0	1,488,030	0	0.0 %
390863	WAILUKU HEIGHTS EXT COM'TY ASS	5,000		5,000			0.0 %
99099	* State/Fed/Private 99/09/19	5,000	0	5,000	0	0	0.0 %
390259	WM COMPLEX PAVING IMPROVEMENTS	482,394		449,729	32,665		0.0 %
99174	* WM COMPLEX PAVING IMPRVMENTS	482,394	0	449,729	32,665	0	0.0 %
390061	KEPANIWAI HERITAG GARDENS IMPR	328,664	(4,070)	321,454	3,140		0.0 %
390862	WAILUKU HEIGHTS PARK	142,740		141,778	963		0.0 %
99176	* KEPANIWAI HERITAGE GARDEN IMP	471,404	(4,070)	463,232	4,103	0	0.0 %
390254	WELLS PARK MASTER PLAN IMPL	149,773		123,823	25,950		0.0 %
99177	* WELLS PARK MASTER PLAN IMP	149,773	0	123,823	25,950	0	0.0 %
390064	KOKUA POOL IMPROVEMENTS	450,000	(3,412)	296,363	150,226		0.0 %
99178	* KOKUA POOL IMPROVEMENTS	450,000	(3,412)	296,363	150,226	0	0.0 %
390065	ICHIRO MAEHARA BB STDM IMPRV	500,000	(44,516)	416,950	38,534		0.0 %
99179	* ICHIRO MAEHARA BSBL STAD IMP	500,000	(44,516)	416,950	38,534	0	0.0 %
390062	CENTRAL MAUI PARKS SYSTEM	213,978		82,263	131,715		0.0 %
99230	* CENTRAL MAUI PARKS SYSTEMS	213,978	0	82,263	131,715	0	0.0 %
904	** Parks and Recreation	4,905,213	4,583,337	3,650,448	4,531,496	1,306,607	13.8 %
520940	RPLCMT WELL WAIEHU HGHTS WELL		3,000,000			3,000,000	100.0 %
90224	* WAIEHU HTS WELL 1 (DEVT PHASE)	0	3,000,000	0	0	3,000,000	100.0 %
501030	KAHULUI TANK II - CONSTRUCTION	1,750,000			1,750,000		0.0 %
91024	* Wai-kah distr system imprvmnts	1,750,000	0	0	1,750,000	0	0.0 %
536100	IAO WATER TREATMENT FAC REPLCM	2,600		2,600			0.0 %
96072	* IAO WTR TREATMENT FAC REPLCMNT	2,600	0	2,600	0	0	0.0 %
547030	CENTRAL MAUI RELIABLE CAPACITY	308,061			308,061		0.0 %

**County of Maui**  
**Statement of Appropriations and Expenditures**  
**Capital Improvement Program by District**  
**Fiscal Year Ending 6/30/2020 - as of 6/30/2020**

04	Wailuku-Kahului	Prior Year	Amended	Year	Current	Balance	% of
Index	Activity ** Program *** District	Encumbrance	Budget /	to Date	Encumbrance	Available	Budget
*	*	/	Lapses	Expended	06/30/2020	06/30/2020	Available
97114	* C MAUI RELIABLE CAPACITY	308,061	0	0	308,061	0	0.0 %
529050	CENTRAL MAUI RELIABLE CAPACITY	122,005			122,005		0.0 %
98087	* CENTRAL MAUI RELIABLE CAPACITY	122,005	0	0	122,005	0	0.0 %
529530	WAIIEHU HEIGHTS WELL 1	2,500,000	(2,500,000)				-
99227	* WAIIEHU HEIGHTS WELL 1	2,500,000	(2,500,000)	0	0	0	- -
905	** WATER SUPPLY	4,682,666	500,000	2,600	2,180,066	3,000,000	57.9 %
301410	WAIALE RD IMP AT WAIINU ROAD		100,000		94,616	5,384	5.4 %
90210	* WAIALE RD IMPV AT WAIINU RD	0	100,000	0	94,616	5,384	5.4 %
301411	ONEHEE AVENUE IMPRVMT		100,000	100,000			0.0 %
301412	ONEHEE AVENUE IMPRVMT		100,000	38,283	61,717		0.0 %
90211	* ONEHEE AVE IMPRVMENTS	0	200,000	138,283	61,717	0	0.0 %
301413	C MAUI SUB-AREA TRANS STUDY		100,000			100,000	100.0 %
90213	* C MAUI SUB-AREA TRASNPT STUDY	0	100,000	0	0	100,000	100.0 %
331124	WAKEA PVMNT KAAHUMANU/PUUNENE	61,694	(1)	61,693			0.0 %
93024	* WAKEA/KAAHUMANU/PUUNENE PVMN	61,694	(1)	61,693	0	0	0.0 %
337504	KAMEHAMEHA AVE PAVEMENT REHAB	1,094,700		207,324	198,799	688,577	62.9 %
337515	WAKEA AVE PAVEMENT REHAB	1,060,906		363,865		697,041	65.7 %
93099	* State/Fed/Private FY2003/2013	2,155,606	0	571,189	198,799	1,385,618	64.3 %
345248	WAIALE RD SHOULDER IMPROVEMENT	62,360		62,360			0.0 %
94048	* WAIALE RD SHOULDER IMPROVEMENT	62,360	0	62,360	0	0	0.0 %
345401	WAKEA AVE/WELLS ST PAVEMENT RE	67,530		600		66,930	99.1 %
347520	PAPA AVE PAVEMENT REHABILITATI	34,603				34,603	100.0 %
94099	* State/Fed/Private FY94/04/2014	102,133	0	600	0	101,533	99.4 %
356244	KAHAKULOA STREAM BRIDGE	62,485	(7,098)	55,387			0.0 %
95044	* KAHAKULOA STREAM BRIDGE	62,485	(7,098)	55,387	0	0	0.0 %

County of Maui  
Statement of Appropriations and Expenditures  
Capital Improvement Program by District  
Fiscal Year Ending 6/30/2020 - as of 6/30/2020

04	Wailuku-Kahului	Prior Year Encumbrance / Carryover	Amended Budget / Lapses	Year to Date Expended	Current Encumbrance 06/30/2020	Balance Available	% of Budget Available
	Index * Activity ** Program *** District						
356245	WAIALE ROAD EXTENSION	336,268	(336,268)				-
95045	* WAIALE ROAD EXTENSION	336,268	(336,268)	0	0	0	--
356700	HANSEN RD PAVEMENT RECONS	92,823				92,823	100.0 %
95099	* State/Fed/PVT FY95-05-15	92,823	0	0	0	92,823	100.0 %
367129	CENTRAL MAUI BIKE/PEDESTRIAN	2,143	(1,310)	833			0.0 %
96029	* CENTRAL MAUI BIKE & PEDESTRIAN	2,143	(1,310)	833	0	0	0.0 %
378207	ONEHEE/KEA PAVEMNT REHAB	21,578	(6,803)	14,775			0.0 %
97101	* ONEHEE/KEA PAVEMNT REHAB	21,578	(6,803)	14,775	0	0	0.0 %
378402	C MAUI SIGNAL UPGRADE	211,140		110,940	100,200		0.0 %
97102	* CENTRAL MAUI SIGNAL UPGRADES	211,140	0	110,940	100,200	0	0.0 %
378404	WAKEA/KAMEHA INTERSEC IMPRV	59,215		59,215			0.0 %
97104	* WAKEA/KAMEHA AVE INTERSCTN IMP	59,215	0	59,215	0	0	0.0 %
389800	PAVEMENT REHAB S MAUI ROADS	2,586,043	(1,310,878)	939,277	36,153	299,735	23.5 %
98099	* FY98/08/18 ST/FED/PVT	2,586,043	(1,310,878)	939,277	36,153	299,735	23.5 %
390298	WAIALE RD IMP (KAOHU-WAIINU)	150,000		10,255	139,745		0.0 %
99212	* WAIALE RD IMP (KAOHU-WAIINU)	150,000	0	10,255	139,745	0	0.0 %
390099	KAM AVE @ MAUI LANI PRK INTER	610,000			610,000		0.0 %
390299	KAM AVE @ MAUI LANI PKWY INTER	2,853,699		58,997	2,794,702		0.0 %
99213	* KAM AVE @ MAUI LANI INTER IMPR	3,463,699	0	58,997	3,404,702	0	0.0 %
390100	WAIALE RD IMP AT WAIINU ROAD	300,000			300,000		0.0 %
99214	* WAIALE RD IMP @ WAIINU ROAD	300,000	0	0	300,000	0	0.0 %
390101	PAPA AVE COMPLETE STREETS IMPR	150,000		129,091	20,909		0.0 %
99215	* PAPA AVE COMPLETE STRTS IMPR	150,000	0	129,091	20,909	0	0.0 %
390102	LONO AVENUE EXTENSION	300,000	(5,950)	135,876	158,175		0.0 %
99216	* LONO AVENUE EXTENSION	300,000	(5,950)	135,876	158,175	0	0.0 %



**County of Maui**  
**Statement of Appropriations and Expenditures**  
**Capital Improvement Program by District**  
**Fiscal Year Ending 6/30/2020 - as of 6/30/2020**

04	Wailuku-Kahului	Prior Year Encumbrance / Carryover	Amended Budget / Lapses	Year to Date Expended	Current Encumbrance 06/30/2020	Balance Available	% of Budget Available
Index	* Activity ** Program *** District						
907	** Roads	10,117,187	(1,268,308)	2,348,771	4,515,016	1,985,093	22.4 %
301214	CENTRAL MAUI LF EXPANSION		182,865		182,865		0.0 %
90114	* CENTRAL MAUI LF EXPANSION	0	182,865	0	182,865	0	0.0 %
301321	CML CUSTOMER DROP-OFF AREA		33,000		29,294	3,706	11.2 %
90119	* CML CUSTOMER DROP-OFF AREA IMP	0	33,000	0	29,294	3,706	11.2 %
301220	CML ENTRANCE FAC TRAFFIC IMPR		50,000		50,000		0.0 %
90120	* CML ENTRANCE FAC TRAFFIC IMPRV	0	50,000	0	50,000	0	0.0 %
378315	CML SYS CTRL/DATA ACQUISTN	17,444			17,444		0.0 %
97015	* CML SYS CONTROL & DATA ACQUI	17,444	0	0	17,444	0	0.0 %
389712	LEACHATE COLL/RECOV/ELEC DS UP	16,167		16,167			0.0 %
98012	* LEACHATE COLL/REC/ELEC DSUpgrd	16,167	0	16,167	0	0	0.0 %
389713	WAIKAPU LF SITE RESTORATN	37,778		15,023	22,756		0.0 %
98013	* WAIKAPU LDFILL SITE RESTORATN	37,778	0	15,023	22,756	0	0.0 %
389714	CML PHASE V-B EXTENSION	6,757			6,757		0.0 %
98014	* CML PH V-B EXTENSION	6,757	0	0	6,757	0	0.0 %
390220	CML MONIT WELL DES & CONST	34,380	(34,380)				-
99125	* CML MONITORING WELL DES/CONSTR	34,380	(34,380)	0	0	0	-
390221	CML LAND PURCHASE	249,036		484	248,552		0.0 %
99126	* CML LAND PURCHASE	249,036	0	484	248,552	0	0.0 %
390222	CML PHASE III	45,194		45,186	8		0.0 %
99127	* CML LANDFILL PHASE III	45,194	0	45,186	8	0	0.0 %
390023	LEACHATE COLL/RECOV/ELEC DS UP	66,949		66,949			0.0 %
99128	* LEACHATE COLL/RECOVERY/ELEC DS	66,949	0	66,949	0	0	0.0 %
390024	CML SYS CONTROL & DATA ACQ	300,000	(30,160)	37,353	232,487		0.0 %

**County of Maui**  
**Statement of Appropriations and Expenditures**  
**Capital Improvement Program by District**  
**Fiscal Year Ending 6/30/2020 - as of 6/30/2020**

04	Wailuku-Kahului	Prior Year	Amended	Year	Current	Balance	% of
Index	Activity ** Program *** District	Encumbrance	Budget /	to Date	Encumbrance	Available	Budget
*	***	/	Lapses	Expended	06/30/2020	06/30/2020	Available
99129	* CML SYS CONTROL & DATA ACQUI	300,000	(30,160)	37,353	232,487	0	0.0 %
908	** Solid Waste Facilities	773,705	201,325	181,162	790,163	3,706	0.4 %
301324	WAI-KAH EPA COMP SEWER REHAB		4,000,000			4,000,000	100.0 %
90124	* WAILUKU-KAHULUI EPA	0	4,000,000	0	0	4,000,000	100.0 %
301325	WAI-KAH WWRF FAC PLAN		400,000			400,000	100.0 %
90125	* WAI-KAH WWRF FACILITY PLAN	0	400,000	0	0	400,000	100.0 %
301326	WAI-KAH SOIL AQUIFER TRTMNT		1,350,000			1,350,000	100.0 %
90126	* WAI-KAH SOIL AQUIFER TREATMENT	0	1,350,000	0	0	1,350,000	100.0 %
301327	WAI-KAH RECYCLED WTR PS		600,000			600,000	100.0 %
90127	* WAI-KAH RECYCLED WATER PS	0	600,000	0	0	600,000	100.0 %
378317	EPA SEWER REHABILITATION	1,414			1,414		0.0 %
97017	* EPA SEWER REHABILITATION	1,414	0	0	1,414	0	0.0 %
389715	WAI-KAH EPA COMP SEWER REHAB	1,000,000			1,000,000		0.0 %
98015	* WAI-KAH EPA COMP SEWER REHAB	1,000,000	0	0	1,000,000	0	0.0 %
389716	WAI-KAH RECYCLED WTR FM	415,304		28,040	387,263		0.0 %
98016	* WAI-KAH RECYCLED WATER FM	415,304	0	28,040	387,263	0	0.0 %
390025	WAI-KAH EPA COMP SEWER REHAB	1,966,643	(90,993)	207,183	1,668,468		0.0 %
99130	* WAI-KAH EPA COMP SEWER REHAB	1,966,643	(90,993)	207,183	1,668,468	0	0.0 %
390026	WAI-KAH WWRF EMERG EFFL FM	450,000	(82,000)		368,000		0.0 %
99131	* WAI-KAH WWRF EMERG EFF FM	450,000	(82,000)	0	368,000	0	0.0 %
909	** Wastewater Facilities	3,833,361	6,177,007	235,223	3,425,145	6,350,000	63.4 %
District	*** Wailuku-Kahului	<u>95,339,053</u>	<u>12,719,060</u>	<u>28,824,849</u>	<u>62,673,394</u>	<u>16,559,871</u>	<u>15.3 %</u>

County of Maui  
Statement of Appropriations and Expenditures  
Capital Improvement Program by District  
Fiscal Year Ending 6/30/2020 - as of 6/30/2020

05	Kihei-Makena	Prior Year Encumbrance / Carryover	Amended Budget / Lapses	Year to Date Expended	Current Encumbrance 06/30/2020	Balance Available	% of Budget Available
	Index * Activity ** Program *** District						
331244	HAUOLI ST DRAINAGE IMPRVMENT	27,790		27,790			0.0 %
93044	* HAUOLI ST DRAINAGE IMPROVEMNT	27,790	0	27,790	0	0	0.0 %
378218	S KIHEI RD CULVERT REPLCMNT	157	(21)	136			0.0 %
97118	* S KIHEI RD CULVERT REPLCMNT	157	(21)	136	0	0	0.0 %
389264	SOUTH MAUI DRAINLINE REPAIRS	450,000			450,000		0.0 %
98066	* SOUTH MAUI DRAINLINE REPAIRS	450,000	0	0	450,000	0	0.0 %
390287	SOUTH MAUI DRAINLINE REPAIRS	2,292,823		1,654,953	637,870		0.0 %
99198	* SOUTH MAUI DRAINLINE REPAIRS	2,292,823	0	1,654,953	637,870	0	0.0 %
901	** Drainage	2,770,770	(21)	1,682,879	1,087,870	0	0.0 %
301350	SOUTH MAUI PARKS SYSTEM		300,000	400	1,875	297,725	99.2 %
301352	SOUTH MAUI PARKS SYSTEM		75,000			75,000	100.0 %
90150	* SOUTH MAUI PARKS SYSTEM	0	375,000	400	1,875	372,725	99.4 %
301351	KAMAOLE POINT PAVILION		250,000		223,911	26,089	10.4 %
90151	* KAMAOLE POINT PAVILION	0	250,000	0	223,911	26,089	10.4 %
367108	WAIPUILANI PARK IRRIGATION	26,629			26,629		0.0 %
96008	* WAIPUILANI PARK IRRIGATION	26,629	0	0	26,629	0	0.0 %
378341	WAIPUILANI PRK IRRIGATION	105			105		0.0 %
97041	* WAIPUILANI PARK IRRIGATN SYS	105	0	0	105	0	0.0 %
378243	SM COMMUNITY PARK	389,065		155,473	233,592		0.0 %
97043	* S MAUI COMMUNITY PARK	389,065	0	155,473	233,592	0	0.0 %
378223	SM COMMUNITY PARK REC CTR	1,048,473		1,048,473			0.0 %
97123	* SM COMM'TY PARK REC CTR	1,048,473	0	1,048,473	0	0	0.0 %
389732	SOUTH MAUI PARKS SYSTEM	190,834		183,619	7,214		0.0 %
98032	* SOUTH MAUI PARKS SYSTEM	190,834	0	183,619	7,214	0	0.0 %
389756	WAIPUILANI PARK IRRIGATION SYS	7,557			7,557		0.0 %

County of Maui  
Statement of Appropriations and Expenditures  
Capital Improvement Program by District  
Fiscal Year Ending 6/30/2020 - as of 6/30/2020

05	Kihei-Makena	Prior Year	Amended	Year	Current	Balance	% of
	Index	Encumbrance	Budget /	to Date	Encumbrance	Available	Budget
	* Activity ** Program *** District	/ Carryover	Lapses	Expended	06/30/2020		Available
98063	* WAIPUILANI PARK IRRIGATION SYS	7,557	0	0	7,557	0	0.0 %
390042	SOUTH MAUI PARKS SYSTEM	195,000	(99,000)	76,730	19,270		0.0 %
390842	KALAMA PARK PLAYGROUND SURF	150,000		150,000			0.0 %
390942	SOUTH MAUI PARKS SYSTEM	321,536	(321,536)				-
99157	* SOUTH MAUI PARKS SYSTEM	666,536	(420,536)	226,730	19,270	0	0.0 %
390043	KENOLIO REC COMP OPEN BLDG REP	50,000	(50,000)				-
99158	* KENOLIO REC COMP BLDG REPAIR	50,000	(50,000)	0	0	0	- -
390044	SOUTH MAUI COMMUNITY PARK	500,000		25,858	474,142		0.0 %
99159	* SOUTH MAUI COMMUNITY PARK	500,000	0	25,858	474,142	0	0.0 %
390045	KAMAOLE POINT PAVILIONA	250,000	(1,185)		248,815		0.0 %
99160	* KAMAOLE POINT PAVILION	250,000	(1,185)	0	248,815	0	0.0 %
390046	SM COMM PARK REC CENTER	804,002	(12,191)	697,965	93,846		0.0 %
99161	* SM COMM'TY PARK REC CTR	804,002	(12,191)	697,965	93,846	0	0.0 %
904	** Parks and Recreation	3,933,201	141,088	2,338,518	1,336,956	398,814	9.8 %
521540	BOOSTER PMP/MTR	22,985	(20,851)	2,133			0.0 %
91065	* Kihei-Makena distrbtn sys impr	22,985	(20,851)	2,133	0	0	0.0 %
549050	NORTH KIHEI WATER TANK	100,000	(100,000)				-
99226	* NORTH KIHEI WATER TANK	100,000	(100,000)	0	0	0	- -
905	** WATER SUPPLY	122,985	(120,851)	2,133	0	0	0.0 %
301293	NS COLLECTOR ROAD (NAMAUU-KUL)		970,740		970,740		0.0 %
90193	* N SOUTH COLLECTOR RD (NAMAUU P	0	970,740	0	970,740	0	0.0 %
301396	S KIHEI RD PAVEMENT REHAB		250,000	250,000			0.0 %
90196	* SOUTH KIHEI RD PAVEMNT REHAB	0	250,000	250,000	0	0	0.0 %
345331	NORTH SO COLLECTOR RD/NAMAUU	52,371		23,875	28,496		0.0 %

**County of Maui**  
**Statement of Appropriations and Expenditures**  
**Capital Improvement Program by District**  
**Fiscal Year Ending 6/30/2020 - as of 6/30/2020**

05	Kihei-Makena						
	Index	Prior Year	Amended	Year	Current	Balance	% of
	* Activity ** Program *** District	Encumbrance	Budget /	to Date	Encumbrance	Available	Budget
		/ Carryover	Lapses	Expended	06/30/2020		Available
94031	* NORTH SOUTH COLLECTOR ROAD	52,371	0	23,875	28,496	0	0.0 %
345400	SO KIHEI RD PAVEMENT REHAB	8,093				8,093	100.0 %
94099	* State/Fed/Private FY94/04/2014	8,093	0	0	0	8,093	100.0 %
367184	S MAUI REGIONAL TRAFFIC	82,511		81,933	579		0.0 %
96084	* S MAUI REGIONAL TRAFFIC MP	82,511	0	81,933	579	0	0.0 %
367577	NORTH SO COLLECTOR RD	27,027		27,027			0.0 %
367579	KIHEI BIKEWAY PHASE 2	45,803			45,803		0.0 %
369501	KIHEI BIKEWAY PHASE 2	73,845	(73,845)				-
369503	SO MAUI TRAFFIC MASTER PLAN	130,420		67,444	62,975		0.0 %
369505	KUIKAHI DR PAVEMENT REHAB	415,026	(415,026)				-
369507	BALDWIN AVE PAVEMNT REHAB PH2	537,711	(537,711)				-
96099	* State/FED/PVT FY96 FY06 FY16	1,229,832	(1,026,582)	94,471	108,778	0	0.0 %
389267	S MAUI PAVEMENT REHAB	274,582		274,582			0.0 %
389279	S MAUI PAVEMENT REHAB	33,165		33,165			0.0 %
98067	* S MAUI PAVEMENT REHAB VAR LOC	307,747	0	307,747	0	0	0.0 %
390285	NS COLLECTOR ROAD (NAMAUU-KUL)	478,866			478,866		0.0 %
99199	* NS COLL ROAD (NAMAUU-KULANIHAK	478,866	0	0	478,866	0	0.0 %
390086	S.KIHEI RD DW IMPR (PIIKEA-KU)	176,866		49,989	126,877		0.0 %
99200	* S. KIHEI RD SW IMP-PIIKEA-K'HA	176,866	0	49,989	126,877	0	0.0 %
390087	ILIMA AVE SW IMPR (3RD-7TH)	280,000	(249,721)	30,279			0.0 %
99201	* ILIMA SW IMP (3RD-7TH STR)	280,000	(249,721)	30,279	0	0	0.0 %
907	** Roads	2,616,286	(55,563)	838,294	1,714,336	8,093	0.3 %
301306	KIHEI IN-PLANT/EFFLUENT PS UPG		750,000	77,646	672,354		0.0 %
90106	* KIHEI IN-PLANT/EFFLUENT PS UPG	0	750,000	77,646	672,354	0	0.0 %
301307	KIHEI NO.3 FM REPLCMNT		480,000			480,000	100.0 %
90107	* KIHEI No.3 FM REPLACEMENT	0	480,000	0	0	480,000	100.0 %

County of Maui  
Statement of Appropriations and Expenditures  
Capital Improvement Program by District  
Fiscal Year Ending 6/30/2020 - as of 6/30/2020

05	Kihei-Makena	Prior Year	Amended	Year	Current	Balance	% of
	Index	Encumbrance	Budget /	to Date	Encumbrance	Available	Budget
	* Activity ** Program *** District	/ Carryover	Lapses	Expended	06/30/2020		Available
301308	KIHEI WWPS NO.9 MODI/UPGRD		200,000	54,701	145,299		0.0 %
90108	* KIHEI WWPS #9 MODI/UPGRD	0	200,000	54,701	145,299	0	0.0 %
301209	KIHEI-MAKENA SEWER EXP		405,822	98,791	307,031		0.0 %
90109	* KIHEI-MAKENA SEWER EXPANSION	0	405,822	98,791	307,031	0	0.0 %
378310	KIHEI WWF RTU UPGRDS	434,360		434,360			0.0 %
97010	* KIHEI WWRF RTU UPGRADES	434,360	0	434,360	0	0	0.0 %
378407	KIHEI #16 PS REHAB/FM REPLC	546,645		545,410	1,235		0.0 %
97120	* KIHEI #16 PS REHAB/FM REPLC	546,645	0	545,410	1,235	0	0.0 %
389406	SM RECYCLED WATER SYS EXP	3,750,000		3,750,000			0.0 %
389706	SM RECYCLED WATER SYS EXP	2,750,000		1,982,139	767,861		0.0 %
98006	* SM RECYCLED WATER SYSTEM EXP	6,500,000	0	5,732,139	767,861	0	0.0 %
390020	SM RECYCLED WATER SYSTEM EXP	1,273,000		1,273,000			0.0 %
99002	* SM RECYCLED WATER SYSTEM EXP	1,273,000	0	1,273,000	0	0	0.0 %
390010	NORTH KIEHI MAUKA TRANS	1,500,000	(3,356)	89,331	1,407,313		0.0 %
99115	* NORTH KIHEI MAUKA TRANS SYSTEM	1,500,000	(3,356)	89,331	1,407,313	0	0.0 %
390011	KENOLIO/KOKI SEWER REHAB	405,440			405,440		0.0 %
99116	* KENOLIO/KOKI SEWER REHABILITAT	405,440	0	0	405,440	0	0.0 %
390012	KIHEI NO.7 FM REPLACE	150,000	(1,221)	77,107	71,672		0.0 %
99117	* KIHEI NO.7 FM REPLACEMENT	150,000	(1,221)	77,107	71,672	0	0.0 %
390013	KIHEI NO.8 FM REPLACEMENT	200,000	(787)	108,553	90,660		0.0 %
99118	* KIHEI NO.8 FM REPLACEMENT	200,000	(787)	108,553	90,660	0	0.0 %
390014	LILOA DRD RECYCLED WATER LINE	500,000	(363,892)		136,108		0.0 %
99119	* LILOA DR RECYCLED WATER LINE	500,000	(363,892)	0	136,108	0	0.0 %
390015	KIHEI WWRF GRIT SYS REPLACE	6,500,000	(5,900,009)	75,237	524,754		0.0 %
99120	* KIHEI WWRF GRIT SYSTEM REPLACE	6,500,000	(5,900,009)	75,237	524,754	0	0.0 %

County of Maui  
Statement of Appropriations and Expenditures  
Capital Improvement Program by District  
Fiscal Year Ending 6/30/2020 - as of 6/30/2020

05	Kihei-Makena	Prior Year Encumbrance / Carryover	Amended Budget / Lapses	Year to Date Expended	Current Encumbrance 06/30/2020	Balance Available	% of Budget Available
Index	* Activity ** Program *** District						
909	** Wastewater Facilities	18,009,445	(4,433,443)	8,566,275	4,529,727	480,000	3.5 %
District ***	Kihei-Makena	<u>27,452,687</u>	<u>(4,468,790)</u>	<u>13,428,099</u>	<u>8,668,889</u>	<u>886,907</u>	<u>3.9 %</u>

County of Maui  
Statement of Appropriations and Expenditures  
Capital Improvement Program by District  
Fiscal Year Ending 6/30/2020 - as of 6/30/2020

06	West Maui	Prior Year Encumbrance / Carryover	Amended Budget / Lapses	Year to Date Expended	Current Encumbrance 06/30/2020	Balance Available	% of Budget Available
	Index * Activity ** Program *** District						
321213	LAHAINA WATERSHED FLOOD CTRL	137,060			137,060		0.0 %
92033	* LAHAINA WATERSHED FLOOD CONTRI	137,060	0	0	137,060	0	0.0 %
337506	LAH WATERSHED PROJ DIV PH 3A	582,877	(582,877)				-
93099	* State/Fed/Private FY2003/2013	582,877	(582,877)	0	0	0	--
345276	LAHAINA WATERSHED FLOOD CTRL	56	(56)				-
94054	* LAHAINA WATERSHED FLOOD CNTRL	56	(56)	0	0	0	--
356216	LAHAINA WATERSHED FLD CTRL	5,151			5,151		0.0 %
95050	* LAHAINA WATERSHED FLD CONTROL	5,151	0	0	5,151	0	0.0 %
367245	LAHAINA WATERSHED FLD CTRL	1,985,000			1,985,000		0.0 %
96045	* LAHAINA WATERSHED FLOOD CTRL	1,985,000	0	0	1,985,000	0	0.0 %
390105	LAH AQUATIC CTR RET BASIN REST	75,000	(30,465)	39,817	4,718		0.0 %
99219	* LAH AQUA CTR RET BASIN RESTORE	75,000	(30,465)	39,817	4,718	0	0.0 %
901	** Drainage	2,785,144	(613,398)	39,817	2,131,929	0	0.0 %
379517	STATE OF HAWAII DOH GRANT	104				104	100.0 %
97099	* State/Fed/PVT FY96 FY06 FY16	104	0	0	0	104	100.0 %
902	** Other Projects	104	0	0	0	104	100.0 %
301374	WEST MAUI PARKS SYSTEM		500,000	480	5,077	494,443	98.9 %
90174	* WEST MAUI PARKS SYSTEM	0	500,000	480	5,077	494,443	98.9 %
345266	MOKUHINIA ECOSYSTEM/RESTORATN	15,257			15,257		0.0 %
94107	* MOKUHINIA ECOSYSTEM/RESTORATN	15,257	0	0	15,257	0	0.0 %
356560	MOKUHINIA ECOSYSTEM RESTO	3,000			3,000		0.0 %
95094	* MOKUHINIA ECOSYSTEM RESTO SYS	3,000	0	0	3,000	0	0.0 %
378264	WEST MAUI PARKS SYSTEM	18,921		18,921			0.0 %
378365	WEST MAUI PARKS SYSTEM	142,544			142,544		0.0 %



County of Maui  
Statement of Appropriations and Expenditures  
Capital Improvement Program by District  
Fiscal Year Ending 6/30/2020 - as of 6/30/2020

06	West Maui	Prior Year Encumbrance / Carryover	Amended Budget / Lapses	Year to Date Expended	Current Encumbrance 06/30/2020	Balance Available	% of Budget Available
	Index * Activity ** Program *** District						
97063	* W MAUI PARKS SYSTEM	161,465	0	18,921	142,544	0	0.0 %
389743	WEST MAUI PARKS SYSTEM	500,656		27,982	472,674		0.0 %
98043	* WEST MAUI PARKS SYSTEM	500,656	0	27,982	472,674	0	0.0 %
390066	WEST MAUI PARKS SYSTEM	429,247		152,487	276,760		0.0 %
390255	WEST MAUI PARKS SYSTEM	286,000		68,042	217,958		0.0 %
99180	* WEST MAUI PARKS SYSTEM	715,247	0	220,529	494,718	0	0.0 %
390067	LAUNIUPOKO MASTER PLAN	500,000			500,000		0.0 %
99181	* LAUNIUPOKO MASTER PLAN	500,000	0	0	500,000	0	0.0 %
904	** Parks and Recreation	1,895,625	500,000	267,912	1,633,270	494,443	20.6 %
520950	WEST MAUI RELIABLE CAPACITY		5,650,000	222,156	606,471	4,821,373	85.3 %
530160	WEST MAUI RELIABLE CAPACITY		4,250,000			4,250,000	100.0 %
540340	WEST MAUI RELIABLE CAPACITY		5,525,759			5,525,759	100.0 %
90226	* WEST MAUI RELIABLE CAPACITY	0	15,425,759	222,156	606,471	14,597,132	94.6 %
541210	WEST MAUI SOURCE DEVELOPMENTS	42,519		37,689	4,830		0.0 %
91060	* West Maui srce/trmnt plnt impr	42,519	0	37,689	4,830	0	0.0 %
524850	WEST MAUI DIST SYSTEM IMPROVMT	1,925	(875)	1,050			0.0 %
94101	* WEST MAUI DIST SYSTEM IMPRVMT	1,925	(875)	1,050	0	0	0.0 %
529540	WEST MAUI SOURCE DEVELOPMENT	6,100,000	(5,902,264)	23,000	174,736		0.0 %
539080	WEST MAUI RELIABLE CAPACITY	4,250,000	(4,250,000)				-
99228	* WEST MAUI SOURCE DEVELOPMENT	10,350,000	(10,152,264)	23,000	174,736	0	0.0 %
529550	WEST MAUI WATERLINE IMPROVMT	1,100,000	(1,100,000)				-
99229	* WEST MAUI WATERLINE IMPR	1,100,000	(1,100,000)	0	0	0	--
905	** WATER SUPPLY	11,494,444	4,172,620	283,895	786,037	14,597,132	93.2 %
301285	KAHANA NUI BRIDGE REPLCMNT		1,747	1,747			0.0 %
90215	* KAHANA NUI BRIDGE REPLCMNT	0	1,747	1,747	0	0	0.0 %

**County of Maui**  
**Statement of Appropriations and Expenditures**  
**Capital Improvement Program by District**  
**Fiscal Year Ending 6/30/2020 - as of 6/30/2020**

06	West Maui	Prior Year Encumbrance / Carryover	Amended Budget / Lapses	Year to Date Expended	Current Encumbrance 06/30/2020	Balance Available	% of Budget Available
	Index * Activity ** Program *** District						
301256	NAPILI 4/5 CULVERT L HONOAPI		2,561,206	612,716	1,948,489		0.0 %
90216	* NAPILI 4/5 CULVERT-L HONOAPIIL	0	2,561,206	612,716	1,948,489	0	0.0 %
301257	WEST MAUI DRAINLINE ASSESSMENT		500,000	418,326	81,674		0.0 %
90217	* WEST MAUI DRAINLINE ASSESSMENT	0	500,000	418,326	81,674	0	0.0 %
301258	L HONOAPIILANI RD EROSION		318,200	30,570	287,630		0.0 %
90218	* L HONOAPIILANI RD EROSION	0	318,200	30,570	287,630	0	0.0 %
356575	WM ROADWAY IMPRV MTV GRANT	625,640			84,540	541,100	86.5 %
95099	* State/Fed/PVT FY95-05-15	625,640	0	0	84,540	541,100	86.5 %
367575	WM ROADWAY IMPRV SVO GRANT	1,700,000				1,700,000	100.0 %
96099	* State/FED/PVT FY96 FY06 FY16	1,700,000	0	0	0	1,700,000	100.0 %
378406	WM GREENWAY PILOT PRJ	177,073		30,917	146,156		0.0 %
97106	* WM GREENWAY PILOT PROJECT	177,073	0	30,917	146,156	0	0.0 %
390266	FRONT STREET IMPROVEMENTS	1,287,255		624,437	662,818		0.0 %
99036	* FRONT STREET IMPROVEMENTS	1,287,255	0	624,437	662,818	0	0.0 %
907	** Roads	3,789,968	3,381,153	1,718,713	3,211,307	2,241,100	31.3 %
389717	OLOWALU LF SITE RESTORATION	99,619			99,619		0.0 %
98017	* OLOWALU LDFILL SITE RESTORATN	99,619	0	0	99,619	0	0.0 %
908	** Solid Waste Facilities	99,619	0	0	99,619	0	0.0 %
301332	WEST MAUI RECYCLED H2O SYS EXP		9,578,290			9,578,290	100.0 %
90128	* WM RECYCLED WATER SYS EXP	0	9,578,290	0	0	9,578,290	100.0 %
301329	NAPILI WWPS NO.3 MODI		400,000			400,000	100.0 %
90129	* NAPILI WWPS No.3 MODIFICATIONS	0	400,000	0	0	400,000	100.0 %
301330	LAHAINA WWRF R-1 PROCESS EXP		700,000			700,000	100.0 %
90130	* LAHAINA WWRF R-1 PROCESS EXP	0	700,000	0	0	700,000	100.0 %

County of Maui  
Statement of Appropriations and Expenditures  
Capital Improvement Program by District  
Fiscal Year Ending 6/30/2020 - as of 6/30/2020

06	West Maui	Prior Year	Amended	Year	Current	Balance	% of
	Index	Encumbrance	Budget /	to Date	Encumbrance	Available	Budget
	* Activity ** Program *** District	/ Carryover	Lapses	Expended	06/30/2020		Available
301331	LAHAINA WWRF ER GENERATOR RPLC		200,000			200,000	100.0 %
90131	* LAHAINA WWRF ER GENERATOR REPL	0	200,000	0	0	200,000	100.0 %
331168	LAHAINA WWRF ODOR CONTROL	11,665	(11,665)				-
93068	* LAHAINA WWRF ODOR CONTROL	11,665	(11,665)	0	0	0	--
331183	WEST MAUI RECYCLED WATER PROJ	163,298				163,298	100.0 %
93091	* WEST MAUI RECYCLED WATER PROJ	163,298	0	0	0	163,298	100.0 %
345374	KAANAPALI RESORT R-1 WATER DIS	668,640			668,640		0.0 %
94074	* KAAANAPALI RESORT R-1 H2O DIST	668,640	0	0	668,640	0	0.0 %
345377	W MAUI RECYC'D WATER SYS EXP	49,675			49,675		0.0 %
94077	* WEST MAUI RECYCLED H2O SYS EXP	49,675	0	0	49,675	0	0.0 %
356470	NAPILI #5&6 FM REPLACEMENTS	68,121		15,900	52,221		0.0 %
95070	* NAPILI NO. 5/6 FM REPLACEMENTS	68,121	0	15,900	52,221	0	0.0 %
356471	NAPILI WWPS #1-6 MODIFC	140,109	(59,378)	80,731			0.0 %
95071	* NAPILI WW PUMP STN1-6 MODIFCTN	140,109	(59,378)	80,731	0	0	0.0 %
369201	LAHAINA WWRF MODFCTN STAGE 1A	108,171			108,171		0.0 %
96000	* FY2006/1996 CIP Projects	108,171	0	0	108,171	0	0.0 %
367161	W MAUI RECYCLED WTR SYS	692,566			692,566		0.0 %
96061	* W MAUI RECYCLED WATER S EXP	692,566	0	0	692,566	0	0.0 %
378321	NAPILI #3 FM REPLCMNT	88,368		23,697	64,671		0.0 %
97021	* NAPILI NO.3 FM REPLACEMENT	88,368	0	23,697	64,671	0	0.0 %
378322	NAPILI #4 FM REPLCMNT	89,146		24,078	65,068		0.0 %
97022	* NAPILI NO.4 FM REPLCMNT	89,146	0	24,078	65,068	0	0.0 %
378323	NAPILI #5 #6 FM REPLCMNT	1,432,486		1,432,486			0.0 %
97023	* NAPILI NOS.5&6 FM REPLCMNT	1,432,486	0	1,432,486	0	0	0.0 %
378325	SHERATON WWPS MODIFICATIONS	204,609		204,609			0.0 %

County of Maui  
Statement of Appropriations and Expenditures  
Capital Improvement Program by District  
Fiscal Year Ending 6/30/2020 - as of 6/30/2020

06	West Maui	Prior Year Encumbrance / Carryover	Amended Budget / Lapses	Year to Date Expended	Current Encumbrance 06/30/2020	Balance Available	% of Budget Available
	Index * Activity ** Program *** District						
97025	* SHERATON WWPS MODIFICATIONS	204,609	0	204,609	0	0	0.0 %
389718	NAPILI WWPS #5 MODIFICATIONS	2,107,187		95,577	2,011,610		0.0 %
98018	* NAPILI WWPS #5 MODIFICATIONS	2,107,187	0	95,577	2,011,610	0	0.0 %
389719	NAPILI WWPS #6 MODIFICATIONS	2,107,187			2,107,187		0.0 %
98019	* NAPILI WWPS #6 MODIFICATIONS	2,107,187	0	0	2,107,187	0	0.0 %
389720	LAHAINA WWRF MODI STAGE 1A	7,596,215		7,596,215			0.0 %
98020	* LAHAINA WWRF MODI, STAGE 1A	7,596,215	0	7,596,215	0	0	0.0 %
389746	LAHAINA WWRF PRIMARY ELECTRICA	2,423,472		168,559	2,254,913		0.0 %
98065	* LAHAINA WWRF PRIMARY ELECTRICA	2,423,472	0	168,559	2,254,913	0	0.0 %
390028	NAPILI WWPS #4 MODIFICATIONS	400,000		255,051	144,949		0.0 %
99133	* NAPILI WWPS #4 MODIFICATIONS	400,000	0	255,051	144,949	0	0.0 %
390029	NAPILI NO. 3 FM REPLACEMENT	1,800,000	(52,580)		1,747,420		0.0 %
99134	* NAPILI NO.3 FM REPLCMNT	1,800,000	(52,580)	0	1,747,420	0	0.0 %
390030	NAPILI NO.4 FM REPLACEMENT	1,800,000	(468,559)		1,331,441		0.0 %
99135	* NAPILI NO.4 FM REPLCMNT	1,800,000	(468,559)	0	1,331,441	0	0.0 %
909	** Wastewater Facilities	21,950,915	10,286,108	9,896,903	11,298,532	11,041,588	34.3 %
District ***	West Maui	42,015,819	17,726,483	12,207,240	19,160,694	28,374,367	47.5 %

**County of Maui**  
**Statement of Appropriations and Expenditures**  
**Capital Improvement Program by District**  
**Fiscal Year Ending 6/30/2020 - as of 6/30/2020**

07	Lanai	Prior Year	Amended	Year	Current	Balance	% of
Index	Activity ** Program *** District	Encumbrance	Budget /	to Date	Encumbrance	Available	Budget
*	***	/ Carryover	Lapses	Expended	06/30/2020	Available	Available
301235	LANAI FIRE STATION IMPROVEMENT		407,673		407,673		0.0 %
90135	* LANAI FIRE STN IMPROVEMENTS	0	407,673	0	407,673	0	0.0 %
378286	LANAI BASEYARD IMPRV	65,796	(4,550)		61,246		0.0 %
97086	* LANAI BASEYARD IMPROVEMENTS	65,796	(4,550)	0	61,246	0	0.0 %
389723	LANAI FIRE STN IMPROVEMENTS	14,697		6,681	8,017		0.0 %
98023	* LANAI FIRE STN IMPROVEMENTS	14,697	0	6,681	8,017	0	0.0 %
390033	LANAI FIRE STATION IMPROVEMENT	100,000	(100,000)				-
99138	* LANAI FIRE STN IMPROVEMENTS	100,000	(100,000)	0	0	0	- -
903	** Government Facilities	180,493	303,123	6,681	476,936	0	0.0 %
301233	LANAI PARKS SYSTEM		533,700		533,700		0.0 %
90133	* LANAI PARKS SYSTEM	0	533,700	0	533,700	0	0.0 %
301353	LANAI PARKS SYSTEM		495,000		495,000		0.0 %
301354	LANAI PARKS SYSTEM		95,000		95,000		0.0 %
90153	* LANAI PARKS SYSTEM	0	590,000	0	590,000	0	0.0 %
378345	LANAI PARKS SYSTEM	18,647		13,985	4,662		0.0 %
97045	* LANAI PARKS SYSTEM	18,647	0	13,985	4,662	0	0.0 %
389733	LANAI PARKS SYSTEM	40,117	(30,007)	10,110			0.0 %
98033	* LANAI PARKS SYSTEM	40,117	(30,007)	10,110	0	0	0.0 %
389734	LANAI COMTY CTR COMM KITCHEN	66,051		53,300	12,752		0.0 %
98034	* LANAI CCTR COMMERCIAL KITCHEN	66,051	0	53,300	12,752	0	0.0 %
390047	LANAI PARKS SYSTEM	350,000	(158,784)	68,885	122,331		0.0 %
99162	* LANAI PARKS SYSTEM	350,000	(158,784)	68,885	122,331	0	0.0 %
390048	LANAI PARKS MAINTENANCE BLDG		60			60	100.0 %
390251	LANAI PARKS MAINTENANCE BLDG	917,652	(1,598)	913,711	2,343		0.0 %
99163	* LANAI PARKS MAINTENANCE BLDG	917,652	(1,538)	913,711	2,343	60	0.0 %

County of Maui  
Statement of Appropriations and Expenditures  
Capital Improvement Program by District  
Fiscal Year Ending 6/30/2020 - as of 6/30/2020

07	Lanai	Prior Year Encumbrance / Carryover	Amended Budget / Lapses	Year to Date Expended	Current Encumbrance 06/30/2020	Balance Available	% of Budget Available
Index	* Activity ** Program *** District						
390252	LANAI COMTY CTR COMM KITCHEN	794,978		173,447	621,531		0.0 %
99164	* LANAI COMM CTR COMMERCIAL KITC	794,978	0	173,447	621,531	0	0.0 %
904	** Parks and Recreation	2,187,445	933,371	1,233,438	1,887,319	60	0.0 %
District ***	Lanai	<u>2,367,938</u>	<u>1,236,494</u>	<u>1,240,119</u>	<u>2,364,255</u>	<u>60</u>	<u>0.0 %</u>

**County of Maui**  
**Statement of Appropriations and Expenditures**  
**Capital Improvement Program by District**  
**Fiscal Year Ending 6/30/2020 - as of 6/30/2020**

08	Molokai							
	Index		Prior Year	Amended	Year	Current	Balance	% of
	* Activity ** Program *** District		Encumbrance / Carryover	Budget / Lapses	to Date Expended	Encumbrance 06/30/2020	Available	Budget Available
378290	KAUNAKAKAI DRAIN SYS B		72,681	(52,755)	19,925			0.0 %
97090	* KAUNAKAKAI DRAINAGE SYSTEM B		72,681	(52,755)	19,925	0	0	0.0 %
901	** Drainage		72,681	(52,755)	19,925	0	0	0.0 %
356459	MOLOKAI BASEYARD DESIGN&C		104,581		23,912	80,668		0.0 %
95059	* MOLOKAI BASEYARD		104,581	0	23,912	80,668	0	0.0 %
378291	MOLOKAI BASEYARD		272,936		272,936			0.0 %
378392	MOLOKAI BASEYARD		3,371,400		3,107,569	263,831		0.0 %
97091	* MOLOKAI BASEYARD		3,644,336	0	3,380,505	263,831	0	0.0 %
390291	MOLOKAI BASEYARD		249,200		229,601	19,599		0.0 %
99205	* MOLOKAI BASEYARD		249,200	0	229,601	19,599	0	0.0 %
903	** Government Facilities		3,998,117	0	3,634,018	364,098	0	0.0 %
301360	MOLOKAI PARKS SYSTEM			275,000	63,732	17,768	193,500	70.4 %
90160	* MOLOKAI PARKS SYSTEM		0	275,000	63,732	17,768	193,500	70.4 %
367112	MOLOKAI PARKS SYSTEM		22,288	(15,344)	6,944			0.0 %
96012	* MOLOKAI PARKS SYSTEM		22,288	(15,344)	6,944	0	0	0.0 %
390056	MOLOKAI PARKS SYSTEM		499,426	(92,968)	189,559	216,900		0.0 %
99171	* MOLOKAI PARKS SYSTEM		499,426	(92,968)	189,559	216,900	0	0.0 %
904	** Parks and Recreation		521,714	166,688	260,235	234,668	193,500	28.1 %
524790	MOLOKAI SOURCE IMPROVEMENTS		253,034	(253,034)				-
94094	* MOLOKAI SOURCE IMPROVEMENTS		253,034	(253,034)	0	0	0	--
905	** WATER SUPPLY		253,034	(253,034)	0	0	0	--
301310	MOLOKAI LF SCALEHSE RPCMNT/TRA			200,000			200,000	100.0 %
90110	* MOLOKAI LF SCALEHSE REPLC/TRF		0	200,000	0	0	200,000	100.0 %
378313	MOLOKAI LF-ENVTL ASSESSMNT		9,090			9,090		0.0 %

**County of Maui**  
**Statement of Appropriations and Expenditures**  
**Capital Improvement Program by District**  
**Fiscal Year Ending 6/30/2020 - as of 6/30/2020**

08	Molokai	Prior Year Encumbrance / Carryover	Amended Budget / Lapses	Year to Date Expended	Current Encumbrance 06/30/2020	Balance Available	% of Budget Available
Index	* Activity ** Program *** District						
97013	* MOLIKAI LF-ENV'TAL ASSESSMNT	9,090	0	0	9,090	0	0.0 %
389708	KALAMAULA LF SITE RESTORATION	111,420			111,420		0.0 %
98008	* KALAMAULA LF SITE RESTORATION	111,420	0	0	111,420	0	0.0 %
390016	MOLOKAI LF PHASE V	127,078	(205)	93,225	33,648		0.0 %
99121	* MOLOKAI LF PHASE V EXPANSION	127,078	(205)	93,225	33,648	0	0.0 %
908	** Solid Waste Facilities	247,588	199,795	93,225	154,158	200,000	44.7 %
389709	KAUNAKAKAI WWRF PLAN	154,197		148,713	5,484		0.0 %
98009	* KAUNAKAKAI WWRF PLAN	154,197	0	148,713	5,484	0	0.0 %
909	** Wastewater Facilities	154,197	0	148,713	5,484	0	0.0 %
District ***	Molokai	<u>5,247,331</u>	<u>60,694</u>	<u>4,156,116</u>	<u>758,408</u>	<u>393,500</u>	<u>7.4 %</u>



County of Maui  
Statement of Appropriations and Expenditures  
Capital Improvement Program by District  
Fiscal Year Ending 6/30/2020 - as of 6/30/2020

09	Countywide	Prior Year	Amended	Year	Current	Balance	% of
	Index	Encumbrance	Budget /	to Date	Encumbrance	Available	Budget
	* Activity ** Program *** District	/ Carryover	Lapses	Expended	06/30/2020		Available
301278	CW DRAINAGE IMPROVEMENTS		1,760,410			1,760,410	100.0 %
305201	CW DRAINAGE IOLANI LOHA MAKANI			277,383	10,518	(287,900)	-
305202	CW DRAINAGE HAUOLI ST			64,872	38,875	(103,747)	-
305203	CW DRAINAGE AUHANA RD			149,697		(149,697)	-
305204	CW DRAINAGE KUPUNA ST			34,187		(34,187)	-
305205	CW DRAINAGE HAIKU RD CULVER				121,999	(121,999)	-
305208	CW DRAINAGE HOLO PLACE			3,906		(3,906)	-
305210	CW DRAINAGE LEISURE ESTATE			176,690	90,531	(267,221)	-
305212	CW DRAINAGE WAIPOLI RD DITCH				29,540	(29,540)	-
305213	CW DRAINAGE KAHANA NUI			10,899	710,540	(721,439)	-
305215	CW DRAINAGE WAIEHU HTS DRNLN			50		(50)	-
305216	CW DRAINAGE WAIALE RD/WAIKAPU				40,722	(40,722)	-
90178	* CW DRAINAGE IMPROVEMENTS	0	1,760,410	717,684	1,042,725	2	0.0 %
321203	CW DRAINAGE IMPROVEMENTS	128,500		52,562	75,938		0.0 %
92037	* CW DRAINAGE IMPROVEMENTS	128,500	0	52,562	75,938	0	0.0 %
331249	CW DRAINAGE IMPROVEMENTS	10,150		10,150			0.0 %
93049	* CW DRAINAGE IMPROVEMENTS	10,150	0	10,150	0	0	0.0 %
345319	CW DRAINAGE IMPROVEMENTS	118,042	(95,145)	22,896			0.0 %
345389	PAPA AVE DRAINAGE IMPROVEMENTS	27,548		27,548			0.0 %
94019	* CW DRAINAGE IMPROVEMENTS	145,590	(95,145)	50,444	0	0	0.0 %
368261	CW DRAINAGE NAPILI 4/5 CULVERT	101,576		41,994	59,582		0.0 %
368263	CW DRAINAGE WAIPOLI	33,622		5,955	27,667		0.0 %
96048	* CW DRAINAGE IMPROVEMENTS	135,198	0	47,949	87,249	0	0.0 %
379075	CW DRAINAGE HIOLANI ST	29,211			29,211		0.0 %
379170	CW DRAINAGE VARIOUS PROJ	49,160		24,331	24,828		0.0 %
379173	CW DRAINAGE NAPILI 4/5 CULVERT	19,940			19,940		0.0 %
379182	CW DRAINAGE WAIPOLI RD DITCH	33,360		33,360			0.0 %
97069	* CW DRAINAGE IMPROVEMENTS	131,671	0	57,691	73,979	0	0.0 %
380208	CW DRAINAGE HAPPY VALLEY	1,000		1,000			0.0 %
380213	CW DRAINAGE HAUOLI ST	4,376		4,376			0.0 %

**County of Maui**  
**Statement of Appropriations and Expenditures**  
**Capital Improvement Program by District**  
**Fiscal Year Ending 6/30/2020 - as of 6/30/2020**

09	Countywide	Prior Year Encumbrance / Carryover	Amended Budget / Lapses	Year to Date Expended	Current Encumbrance 06/30/2020	Balance Available	% of Budget Available
Index	* Activity ** Program *** District						
380214	CW DRAINAGE HIOLANI STREET	34,888			34,888		0.0 %
380217	CW DRAINAGE KIHEI MASTER PLAN	46,378		4,454	41,924		0.0 %
380223	CW DRAINAGE LEVEE #27 IAO STRM	24,681		24,681			0.0 %
380228	CW DRAINAGE CM DRAINLINE RPRS	14,228		11,430		2,798	19.7 %
380229	CW DRAINAGE WAILEA ALANUI	330,200			330,200		0.0 %
380230	CW DRAINAGE KAHULUI DRAINAGE	64,050		64,050			0.0 %
389248	CW DRAINAGE IMPROVEMENTS		(2,798)			(2,798)	100.0 %
<b>98047</b>	<b>* CW DRAINAGE IMPROVEMENTS</b>	<b>519,801</b>	<b>(2,798)</b>	<b>109,991</b>	<b>407,012</b>	<b>0</b>	<b>0.0 %</b>
390214	CW DRAINAGE WAILUKU RIVERMILL	25,830			25,830		0.0 %
390216	CW DRAINAGE L HONOAPIILANI RD	200,516		200,516			0.0 %
390217	CW DRAINAGE HAIKU RD CULVERT R	130,535		111,850	18,686		0.0 %
390223	CW DRAINAGE LEVEE 27 IAO STREA	106,261		76,081	30,181		0.0 %
390229	CW DRAINAGE AUHANA ROAD	13,842		15,356		(1,514)	(10.9)%
390233	CW DRAINAGE KAIWAHINE ST	2,412			2,412		0.0 %
390234	CW DRAINAGE KAHEKILI HWY	154,935		130,145	24,840	(50)	(0)%
390238	CW DRAINAGE WAKEA/PAPA AVE	14,730			14,730		0.0 %
390239	CW DRAINAGE HAPPY VALLEY	14,693		14,693			0.0 %
390241	CW DRAINAGE AERIAL SURVEY			34,007		(34,007)	-
390243	CW DRAINAGE IMPROV HAOU LI ST			41,396		(41,396)	-
390269	CW DRAINAGE IMPROVEMENTS	131,354	(18,467)			112,887	100.0 %
390270	HOLOLANI DRAINAGE IMP			15,920	20,000	(35,920)	-
<b>99183</b>	<b>* CW DRAINAGE IMPROVEMENTS</b>	<b>795,108</b>	<b>(18,467)</b>	<b>639,964</b>	<b>136,679</b>	<b>0</b>	<b>0.0 %</b>
<b>901</b>	<b>** Drainage</b>	<b>1,866,018</b>	<b>1,644,000</b>	<b>1,686,435</b>	<b>1,823,582</b>	<b>2</b>	<b>0.0 %</b>
301203	CW EQUIP D8 DOZER MICRO PAVER		1,418,517	795,000	623,517		0.0 %
301204	CW EQUIP R-OFF TRCK D5/D8 DZRS		1,310,551	185,780	1,124,771		0.0 %
301206	CW EQUIP GPM PUMPER TRUCKS		1,916,495	1,916,495			0.0 %
301207	CW EQUIP 4000 GAL WATER TRUCK		294,607		294,607		0.0 %
<b>90140</b>	<b>* CW EQUIPMENT</b>	<b>0</b>	<b>4,940,170</b>	<b>2,897,275</b>	<b>2,042,895</b>	<b>0</b>	<b>0.0 %</b>
301419	BUS STOPS & SHELTERS		200,000		192,800	7,200	3.6 %
<b>90219</b>	<b>* BUS STOPS AND SHELTERS</b>	<b>0</b>	<b>200,000</b>	<b>0</b>	<b>192,800</b>	<b>7,200</b>	<b>3.6 %</b>
345290	PUBLIC SAFETY RADIO SYS REPLC	324,534	(324,534)				-

**County of Maui**  
**Statement of Appropriations and Expenditures**  
**Capital Improvement Program by District**  
**Fiscal Year Ending 6/30/2020 - as of 6/30/2020**

09	Countywide	Prior Year Encumbrance / Carryover	Amended Budget / Lapses	Year to Date Expended	Current Encumbrance 06/30/2020	Balance Available	% of Budget Available
Index	* Activity ** Program *** District						
94062	* PUBLIC SAFETY RADIO SYS REPLCT	324,534	(324,534)	0	0	0	- -
389225	P SAFETY RADIO SYS REPLACMN	100,030		100,030			0.0 %
98025	* PUBLIC SAFETY RADIO SYS REPLCM	100,030	0	100,030	0	0	0.0 %
390210	CW EQUIP - 4AUTO REF TRUCKS	1,689,735		1,689,735			0.0 %
390211	CW EQUIP-1 ROLL OFF TRK CML	268,915		268,915			0.0 %
99136	* CW EQUIPMENT	1,958,650	0	1,958,650	0	0	0.0 %
390236	P SAFETY RADIO SYS REPLACMN	877,459	(478,116)	399,343			0.0 %
99141	* PUBLIC SAFETY RADIO SYS REPLCM	877,459	(478,116)	399,343	0	0	0.0 %
390071	BRIDGE INSP/EVAL OF CTY BRIDGE	199,000		163,700	35,300		0.0 %
99185	* BRIDGE INSP/EVAL CNTY BRIDGES	199,000	0	163,700	35,300	0	0.0 %
902	** Other Projects	3,459,673	4,337,520	5,518,998	2,270,995	7,200	0.1 %
301334	CW FIRE FACILITIES		500,000			500,000	100.0 %
305053	CW FIRE FAC HANA STATION				63,948	(63,948)	-
305083	CW FIRE FAC WAILUKU STN BTHRM			2,400	26,500	(28,900)	-
305084	CW FIRE FAC HOOLEHUA STN			2,400	26,700	(29,100)	-
305085	CW FIRE FAC MAKAWAO STN				17,600	(17,600)	-
90134	* COUNTYWIDE FIRE FACILITIES	0	500,000	4,800	134,748	360,452	72.1 %
301379	CW FACILITY BLDG IMPROVEMENTS		450,000			450,000	100.0 %
305054	CW FACILITY CATCHALL			158		(158)	-
305096	CW FACILITY DESIGN SVCS K PAKU				17,000	(17,000)	-
90179	* CW FACILITY BLDG IMPRMNT	0	450,000	158	17,000	432,842	96.2 %
345320	CW FACILITY BLDG IMPROVEMENTS	10,037		7,025	3,012		0.0 %
94020	* CW FACILITY BLDG IMPROVEMENTS	10,037	0	7,025	3,012	0	0.0 %
345264	KALANA O MAUI CAMPUS EXP DESIG	307,882	(307,882)				-
94102	* KALANA O MAUI CAMPUS EXP DESIG	307,882	(307,882)	0	0	0	- -
356583	CW FAC KALANA ELECTRICAL UPGRD	25,000		20,000	5,000		0.0 %

County of Maui  
Statement of Appropriations and Expenditures  
Capital Improvement Program by District  
Fiscal Year Ending 6/30/2020 - as of 6/30/2020

09	Countywide	Prior Year	Amended	Year	Current	Balance	% of
	Index	Encumbrance	Budget /	to Date	Encumbrance	Available	Budget
	* Activity ** Program *** District	/ Carryover	Lapses	Expended	06/30/2020		Available
95021	* CW FACILITY BLDG IMPROVEMENTS	25,000	0	20,000	5,000	0	0.0 %
368267	CW FAC BLDG KALANA O MAUI	34,772	(410)	3,745	30,617		0.0 %
368275	CW FAC REPLC VARIOUS LOC	7,445		5,318	2,127		0.0 %
96049	* CW FACILITY BLDG IMPROVEMENTS	42,217	(410)	9,063	32,744	0	0.0 %
379081	CW DMVL SATELLITE HANA	3,869	(3,869)				-
97026	* CW DMVL SATELLITE OFFICE UPGRD	3,869	(3,869)	0	0	0	--
379179	CW POLICE FAC WAI STN DISPATCH	9			9		0.0 %
379183	CW POLICE FAC WAI STN PARKING	24,740		368	24,372		0.0 %
97067	* CW POLICE FACILITIES	24,749	0	368	24,381	0	0.0 %
379104	CW FAC KOM RETAINING WALLS	14,482	(14,482)				-
379195	CW FAC KOM 2ND FLR DECK	223,763			223,763		0.0 %
97070	* CW FAC BLDG IMPROVEMENTS	238,245	(14,482)	0	223,763	0	0.0 %
380158	CW POLICE LAHAINA LOCKER RM	85,043	(13,769)	71,275			0.0 %
380168	CW POLICE FORENSIC FAC AC IMPR	20,060			20,060		0.0 %
98045	* CW POLICE FACILITIES	105,103	(13,769)	71,275	20,060	0	0.0 %
380101	CW FAC KALANA O MAUI TRANSFORM	6,710		6,710			0.0 %
380113	CW FAC KOM 2ND FLR DECK RPR	71,956			71,956		0.0 %
380120	CW FAC KALANA O MAUI EXTERIOR	22,577		22,577			0.0 %
380137	CW FAC KALANA PAKUI AC	9,150			9,150		0.0 %
380169	CW FAC KAOHU ST PRK'G LOT	25,337	(2,756)	22,581			0.0 %
98048	* CW FACILITY BLDG IMPROVEMENTS	135,730	(2,756)	51,868	81,106	0	0.0 %
390032	CW FIRE FACILITIES	276,345	(276,642)			(297)	100.0 %
390361	CW FIRE FAC MFD ADMIN		15,675	15,675			0.0 %
390362	CW FIRE FAC KINIPOPO ST		14,389	14,389			0.0 %
390364	CW FIRE FAC-OCEAN SAFETY		13,761	13,464		297	2.2 %
390370	CW FIRE FAC CATCHALL		74,900		74,900		0.0 %
99137	* CW FIRE FACILITIES	276,345	(157,917)	43,528	74,900	0	0.0 %
390242	CW POLICE FAC-WAILUKU STATION			57,962	23,327	(81,289)	-

**County of Maui**  
**Statement of Appropriations and Expenditures**  
**Capital Improvement Program by District**  
**Fiscal Year Ending 6/30/2020 - as of 6/30/2020**

09	Countywide	Prior Year	Amended	Year	Current	Balance	% of
Index	Activity ** Program *** District	Encumbrance	Budget /	to Date	Encumbrance	Available	Budget
*	*	/	Lapses	Expended	06/30/2020	Available	Available
***	District	Carryover					
390244	CW POLICE FAC WAILUKU BALLISTI			9,990	14,986	(24,976)	-
390245	CW POLICE FAC-FORENSIC FAC AC/			79,031	569,969	(649,000)	-
390256	CW POLICE FACILITIES	755,265				755,265	100.0 %
<b>99182</b>	<b>* CW POLICE FACILITIES</b>	<b>755,265</b>	<b>0</b>	<b>146,983</b>	<b>608,282</b>	<b>0</b>	<b>0.0 %</b>
390070	CW FACILITY BLDG IMPROVEMENTS	306,149	(338,776)			(32,628)	100.0 %
390154	CW FACILITY KAOHU ST PRK'G LOT	6,093		6,093			0.0 %
390165	CW FACILITY KALANA O MAUI ELEC	28,056	17,490	12,918		32,628	71.6 %
390184	CW FACILITY CIVIL DEF HVAC	21,692	69,510	74,445	16,757		0.0 %
390310	CW FACILITY CATCHALL	17,650			17,650		0.0 %
390343	CW FAC CO CAMPUS PARK'G LIGHT		26,022		26,022		0.0 %
390348	CW FAC KONA WINDS CONSTRUCTION		73,666	72,003	1,663		0.0 %
390352	CW FAC OLD CRTHSE CEILING RPR		37,974	37,974			0.0 %
390359	CW FAC KALANA PAKUI AC		79,196	355	78,841		0.0 %
<b>99184</b>	<b>* CW FACILITY BLDG IMPROVEMENTS</b>	<b>379,640</b>	<b>(34,918)</b>	<b>203,788</b>	<b>140,933</b>	<b>0</b>	<b>0.0 %</b>
<b>903</b>	<b>** Government Facilities</b>	<b>2,304,082</b>	<b>413,997</b>	<b>558,856</b>	<b>1,365,929</b>	<b>793,294</b>	<b>29.2 %</b>
301341	CW PARKS ADA IMPROVEMENTS		500,000			500,000	100.0 %
305034	CW PARKS ADA KEOKEA ACCESS			23,582		(23,582)	-
305037	CW PARKS ADA ACCESS TRANSITION				92,572	(92,572)	-
305050	CW PARKS ADA WAIAKOA GYM			2,400		(2,400)	-
305101	CW PARKS REVIEW FEE			2,800		(2,800)	-
<b>90141</b>	<b>* CW PARKS ADA IMPROVEMENTS</b>	<b>0</b>	<b>500,000</b>	<b>28,782</b>	<b>92,572</b>	<b>378,646</b>	<b>75.7 %</b>
301342	CW PARK PLAYGRND IMPRV		500,000			500,000	100.0 %
<b>90142</b>	<b>* CW PARK PLAYGROUND IMPROVEMEN</b>	<b>0</b>	<b>500,000</b>	<b>0</b>	<b>0</b>	<b>500,000</b>	<b>100.0 %</b>
301343	CW LIGHT ORD COMPLIANCE		2,500,000			2,500,000	100.0 %
305047	CW LIGHT KALAMA PARK LIGHT				72,562	(72,562)	-
305091	CW LIGHT HANA BALL PRK FLD LGT				8,092	(8,092)	-
305092	CW LIGHT WAIKAPU CC			5,078		(5,078)	-
305093	CW LIGHT PUKALANI CC			4,247		(4,247)	-
305094	CW LIGHT WAR MEMORIAL			2,638		(2,638)	-
305095	CW LIGHT HANA C CENTER			6,875		(6,875)	-
305097	CW LIGHT MITCHELLE PAUOLE				19,589	(19,589)	-

**County of Maui**  
**Statement of Appropriations and Expenditures**  
**Capital Improvement Program by District**  
**Fiscal Year Ending 6/30/2020 - as of 6/30/2020**

09	Countywide	Prior Year Encumbrance / Carryover	Amended Budget / Lapses	Year to Date Expended	Current Encumbrance 06/30/2020	Balance Available	% of Budget Available
Index	* Activity ** Program *** District						
305100	CW LIGHT CATCHALL				598,200	(598,200)	-
90143	* CW LIGHT ORDINANCE COMPLIANCE	0	2,500,000	18,838	698,443	1,782,719	71.3 %
301344	CW PARKS FACILITIES		275,000			275,000	100.0 %
305035	CW PARKS FAC HAIKU FLD HOUSE			126,102		(126,102)	-
305056	CW PARKS FAC REVIEW FEE VAR LO			1,750		(1,750)	-
305099	CW PARKS FAC WAIKAPU CC EXP				123,060	(123,060)	-
305103	CW PARKS FAC LANAI COMTY CTR				18,811	(18,811)	-
90144	* CW PARKS FACILITIES	0	275,000	127,852	141,871	5,277	1.9 %
356540	CW PARK RR FAC-HOOKIPA	6,915	(6,915)				-
356546	CW PARK RR FAC-KEO SKATE	5,512			5,512		0.0 %
356547	CW PARK RR KEO SBALL FLD	5,600		1,901	3,699		0.0 %
356551	CW PARK RR ETAM MH& FLD	8,420			8,420		0.0 %
356552	CW PARK RR HAIKU CC/ADA	3,227			3,227		0.0 %
356553	CW PARK RR TAVARES CCTR	5,498			5,498		0.0 %
356555	CW PARK RR DT FLEMMING	4,992	(4,992)				-
356556	CW PARK RR KEO PLAYGRND	5,550		5,550			0.0 %
356557	CW PARK RR PAIA CCTR	1,275	(1,275)				-
95024	* CW PARK RR FACILITY IMPROVEMNT	46,989	(13,182)	7,451	26,356	0	0.0 %
367252	LARGE CAPACITY CESSPOOL	18,220			18,220		0.0 %
96052	* LARGE CAPACITY CESSPOOL CLOSUR	18,220	0	0	18,220	0	0.0 %
369511	MOLOKAI ATHLETIC COMPLEX	400,000			399,980	20	0.0 %
96099	* State/FED/PVT FY96 FY06 FY16	400,000	0	0	399,980	20	0.0 %
379184	CW PARK PLAYGRD NAPILI	115,000		115,000			0.0 %
379185	CW PARK PLAYGRD NAPILI PARK	49,854		49,854			0.0 %
97032	* CW PARK PLAYGROUND IMPROVEMEN	164,854	0	164,854	0	0	0.0 %
380138	CW LIGHT ORD CATCHALL	173,122		49,608	123,514		0.0 %
98028	* CW LIGHT ORDINANCE COMPLIANCE	173,122	0	49,608	123,514	0	0.0 %
380147	CW ADA IMPROV ACCESS TRANS PLA	109,934	(109,934)				-

**County of Maui**  
**Statement of Appropriations and Expenditures**  
**Capital Improvement Program by District**  
**Fiscal Year Ending 6/30/2020 - as of 6/30/2020**

09	Countywide	Prior Year	Amended	Year	Current	Balance	% of
Index	* Activity ** Program *** District	Encumbrance	Budget /	to Date	Encumbrance	Available	Budget
		/ Carryover	Lapses	Expended	06/30/2020		Available
98029	* CW PARKS ADA IMPROVEMENTS	109,934	(109,934)	0	0	0	- -
390037	CW PARKS ADA IMPROVEMENTS	10,000	(10,000)				-
390174	CW PARKS ADA ACCESS TRANS PLAN	290,000	10,000		300,000		0.0 %
99142	* CW AMERICANS W/ DISABILITIES A	300,000	0	0	300,000	0	0.0 %
390038	CW PARK PLAYGROUND IMPRV	350,333	(350,333)				-
390309	CW PARK SM PLAYGROUND SHADE	649,667		559,869	89,798		0.0 %
390341	CW PARK ONE ALII PARK		125,265	27,865	97,400		0.0 %
390351	CW PARK NAPILI PLYGRND SHADE		58,343	58,343			0.0 %
390367	CW PARK PLAYGRD WAI HEIGHTS		133,200		133,200		0.0 %
99143	* CW PARK PLAYGROUND IMPRVMENTS	1,000,000	(33,525)	646,077	320,398	0	0.0 %
390039	CW LIGHT ORDINANCE COMP	600,000	(600,000)				-
390357	CW LIGHT ORD LAH REC CTR		30,757	24,198	6,559		0.0 %
390360	CW LIGHT ORD HANA BALL PARK		210,743		210,743		0.0 %
390363	CW LIGHT VARIOUS MOLOKAI SITES		89,442	6,886	82,557		0.0 %
390365	CW LIGHT ORD COMP-KALAMA PARK		269,059		269,059		0.0 %
99144	* CW LIGHT ORDINANCE COMPLIANCE	600,000	1	31,084	568,918	0	0.0 %
390040	CW BUILDING MAINT REPAIRE BSY	856	(856)				-
390307	CW BUILDING MAINT CATCHALL	196,893	856	151,081	46,668		0.0 %
99145	* CW BLDG MAINT REPAIRER BSYD	197,749	0	151,081	46,668	0	0.0 %
904	** Parks and Recreation	3,010,868	3,618,360	1,225,627	2,736,940	2,666,662	40.2 %
520770	C'WIDE TANK/FACILITY IMPROVEM.	5,900	(5,900)				-
90000	* FY 2010 2000 CIP projects	5,900	(5,900)	0	0	0	- -
520900	CTYWDE FACILITY IMPROVEMENTS		3,320,000	19,573	84,742	3,215,685	96.9 %
90220	* CW FACILITY IMPROVEMENTS	0	3,320,000	19,573	84,742	3,215,685	96.9 %
520910	CNTYWDE UPGRDES/RPLCMNT		7,180,000	1,093,816	549,337	5,536,847	77.1 %
90221	* CW UPGRADES & REPLACEMENTS	0	7,180,000	1,093,816	549,337	5,536,847	77.1 %
520920	CNTYWDE WTR SYSTM MDIFCATION		150,000	73,870	37,040	39,090	26.1 %

**County of Maui**  
**Statement of Appropriations and Expenditures**  
**Capital Improvement Program by District**  
**Fiscal Year Ending 6/30/2020 - as of 6/30/2020**

09	Countywide	Prior Year Encumbrance / Carryover	Amended Budget / Lapses	Year to Date Expended	Current Encumbrance 06/30/2020	Balance Available	% of Budget Available
Index	* Activity ** Program *** District						
90222	* CW WATER SYSTEM MODIFICATIONS	0	150,000	73,870	37,040	39,090	26.1 %
522930	C'WIDE LAND APPRAISL/ACQUISITN	9,236	(1,715)	7,522			0.0 %
92087	* CW FACILITY IMPROVEMENTS	9,236	(1,715)	7,522	0	0	0.0 %
543150	COUNTYWIDE SOURCE DEVELOP/ACQ	117,003	(46,775)	22,857	47,371		0.0 %
93083	* CW SOURCE DEVT/ACQUISITION	117,003	(46,775)	22,857	47,371	0	0.0 %
523540	COUNTYWIDE FACILITY IMPROVEMTS	16,707			16,707		0.0 %
93087	* CW FACILITY IMPROVEMENTS	16,707	0	0	16,707	0	0.0 %
524820	COUNTYWIDE FACILITY IMPROVMTS	6,215	(6,215)				-
94095	* CW FACILITY IMPROVEMENTS	6,215	(6,215)	0	0	0	-
535050	WAILUKU HEIGHTS TANK 30 BOOSTE	736,005		736,005			0.0 %
95084	* CW UPGRADES and REPLACEMENT	736,005	0	736,005	0	0	0.0 %
545160	COUNTYWIDE RELIABLE CAPACITY	164,916	(5,443)	159,473			0.0 %
95086	* CW RELIABLE CAPACITY	164,916	(5,443)	159,473	0	0	0.0 %
525010	COUNTYWIDE CONSERVATION	316,070		316,070			0.0 %
95088	* CW CONSERVATION PROGRAM	316,070	0	316,070	0	0	0.0 %
525020	CTYWIDE FACILITY IMPRVMTS	300,575	(6,468)	166,126	127,981		0.0 %
95089	* CW FACILITY IMPROVEMENTS	300,575	(6,468)	166,126	127,981	0	0.0 %
526040	CW UPGRADES & REPLACEMENT	221,480		5,517	215,963		0.0 %
96078	* CW UPGRADES & REPLACEMENT	221,480	0	5,517	215,963	0	0.0 %
537000	OMAOPIO TANK BOOSTER PUMP REPL	1,368,161		1,368,161			0.0 %
97108	* OMAOPIO TANK BOOSTER PR	1,368,161	0	1,368,161	0	0	0.0 %
527030	CTYWIDE UPGRADES & RPLCMNTS	405,357	(132,882)	81,259	191,216		0.0 %
547010	CTYWIDE UPGRADES AND REPLCMNTS	109,450	(78,950)	30,500			0.0 %
97109	* CW UPGRADES & REPLACEMENTS	514,807	(211,832)	111,759	191,216	0	0.0 %
527020	CTYWIDE FACILITY IMPRVMTS	318,822		177,347	141,475		0.0 %



County of Maui  
Statement of Appropriations and Expenditures  
Capital Improvement Program by District  
Fiscal Year Ending 6/30/2020 - as of 6/30/2020

09	Countywide	Prior Year	Amended	Year	Current	Balance	% of
	Index	Encumbrance	Budget /	to Date	Encumbrance	Available	Budget
	* Activity ** Program *** District	/ Carryover	Lapses	Expended	06/30/2020		Available
97111	* CW FACILITY IMPROVEMENTS	318,822	0	177,347	141,475	0	0.0 %
529000	COUNTYWIDE FACILITY IMPRVMTS	1,279,592		1,256,875	22,717		0.0 %
548220	COUNTYWIDE FACILITY IMPR	55,640		55,640			0.0 %
98080	* CW FACILITY IMPROVEMENTS - DWS	1,335,232	0	1,312,515	22,717	0	0.0 %
529010	COUNTYWIDE UPGRADES & RPLCMTS	3,470,227	(25,740)	2,879,634	564,853		0.0 %
548230	COUTYWIDE UPGR & REPLCMNTS	2,186,000		1,689,192	496,808		0.0 %
98081	* CW UPGRADES & REPLCMNTS - DWS	5,656,227	(25,740)	4,568,826	1,061,661	0	0.0 %
528990	COUNTYWIDE CONSERVATION PROGRM	11,019		11,019			0.0 %
98082	* CW CONSERVATION PROGRAM - DWS	11,019	0	11,019	0	0	0.0 %
529500	CTYWDE FACILITY IMPROVEMENTS	2,898,222	(12,586)	2,478,210	407,426		0.0 %
549010	CTYWD FACILITY IMPROVEMENTS	57,441	(44,116)	13,325			0.0 %
99221	* CW FACILITY IMPROVEMENTS	2,955,663	(56,702)	2,491,535	407,426	0	0.0 %
529510	CTYWDE UPGRADES & REPLACEMENTS	458,755	(39,164)	236,515	183,076		0.0 %
549020	CTYWIDE UPGRADES & REPLCMTS	200,000	(200,000)				-
99222	* CW UPGRADES & REPLCMNTS - DWS	658,755	(239,164)	236,515	183,076	0	0.0 %
905	** WATER SUPPLY	14,712,793	10,044,046	12,878,506	3,086,712	8,791,622	35.5 %
300810	ASSESSMENT OF COM COASTAL RDS		527,268			527,268	100.0 %
301510	SAFE ROUTES TO SCH PRG		166,780			166,780	100.0 %
90099	* State/federal/pri fy 2000&2010	0	694,048	0	0	694,048	100.0 %
301380	CW BIKEWAY IMPROVEMENTS		387,208			387,208	100.0 %
305036	CW BIKEWAY N SHORE GRNWAY			81,190		(81,190)	-
305046	CW BIKEWAY MAUI BICYCLE & PEDE				98,720	(98,720)	-
305069	CW BIKEWAY REVIEW FEE			18,041		(18,041)	-
90180	* CW BIKEWAY IMPROVEMENTS	0	387,208	99,231	98,720	189,257	48.9 %
301381	CW RD RESURF/PVMNT PRESRVTN		5,676,267			5,676,267	100.0 %
305017	CW RD RESURF MOLOKAI DISTRICT			700		(700)	-
305020	CW RD RESURF ROADWAY PROJECTS			45,387	101,962	(147,350)	-
305038	CW RD RESURF COLD MIX ASPHALT			27,293	122,707	(150,000)	-

**County of Maui**  
**Statement of Appropriations and Expenditures**  
**Capital Improvement Program by District**  
**Fiscal Year Ending 6/30/2020 - as of 6/30/2020**

09	Countywide	Prior Year	Amended	Year	Current	Balance	% of
Index	Activity ** Program *** District	Encumbrance	Budget /	to Date	Encumbrance	Available	Budget
*	*	/ Carryover	Lapses	Expended	06/30/2020	(4)	Available
305039	CW RD RESURF EMULSIFIED ASPHAL			518,044	31,956	(550,000)	-
305041	CW RD RESURF 4F TYPE II AGGREA			99,690	310	(100,000)	-
305042	CW RD RESURF MTRLS SLURRY SEAL			61,722	138,278	(200,000)	-
305060	CW RD RESUR KAMEHAMEHA AVE PMV			51,855	12,183	(64,038)	-
305061	CW RD RESURF REVIEW FEE			40,049		(40,049)	-
305062	CW RD RESURF PIILANI HWY SLOPE				243,163	(243,163)	-
305077	CW RD RESURF S KIHEI RD PVMNT				180,600	(180,600)	-
305078	CW RD RESURF S MAUI DISTRICT			23,044	6,675	(29,719)	-
305079	CW RD RESURF NAPILI WWPS #3 FM				134,239	(134,239)	-
305080	CW RD RESURF NAPILI WWPS #4 FM				21,693	(21,693)	-
305081	CW RD RESURF PAVEMENT REHAB SM				58,051	(58,051)	-
305086	CW RD RESURF WAI/KAH DISTRICT				17,928	(17,928)	-
305089	CW RD RESURF MILL ST PVMNT				29,500	(29,500)	-
305090	CW RD RESURF CATCHALL			99,657		(99,657)	-
<b>90181</b>	<b>* CW ROAD RESURFACING/PVMNT PRSV</b>	<b>0</b>	<b>5,676,267</b>	<b>967,441</b>	<b>1,099,245</b>	<b>3,609,580</b>	<b>63.6 %</b>
301382	CW SAFETY IMPROVEMENTS		1,060,000			1,060,000	100.0 %
301388	CW SAFETY IMPROVEMENTS		75,000			75,000	100.0 %
305027	CW SAFETY IMPRV PAPA-LAAU				192,373	(192,373)	-
305028	CW SAFETY IMPRV EHA-WAENA			15,980	88,251	(104,231)	-
305029	CW SAFETY LIGHTING/MAHAOLU			240		(240)	-
305052	CW SAFETY HALIIMAILE RD SAFETY			33,535	6,573	(40,108)	-
305064	CW SAFETY CATCHALL			21,030		(21,030)	-
305070	CW SAFETY REVIEW FEE			4		(4)	-
<b>90182</b>	<b>* CW SAFETY IMPROVEMENTS</b>	<b>0</b>	<b>1,135,000</b>	<b>70,789</b>	<b>287,197</b>	<b>777,014</b>	<b>68.5 %</b>
301383	CW BRIDGE IMPROVEMENTS		600,000			600,000	100.0 %
305045	CW BRIDGE IMPROV KAHAKULOA BRI			96,403	94,851	(191,254)	-
305057	CW BRIDGE IMPROV L HONOAPIILAN				47,300	(47,300)	-
305058	CW BRIDGE IMPROV CATCHALL				11,800	(11,800)	-
305059	CW BRIDGE IMPROV KALENA			5,891	655	(6,545)	-
305071	CW BRIDGE IMPROV REVIEW FEE			289		(289)	-
305075	CW BRIDGE IMPROV MAHALAWA				94,345	(94,345)	-
305082	CW BRIDGE IMPROV REVIEW FEE			1,254		(1,254)	-

**County of Maui**  
**Statement of Appropriations and Expenditures**  
**Capital Improvement Program by District**  
**Fiscal Year Ending 6/30/2020 - as of 6/30/2020**

09	Countywide	Prior Year Encumbrance / Carryover	Amended Budget / Lapses	Year to Date Expended	Current Encumbrance 06/30/2020	Balance Available	% of Budget Available
	Index * Activity ** Program *** District						
90183	* CW BRIDGE IMPROVEMENTS	0	600,000	103,837	248,951	247,213	41.2 %
301384	CW TRAFFIC CALMING PROGRAM		500,000			500,000	100.0 %
305021	CW TRAFFIC CALMING DEVICES			292	134,474	(134,766)	-
90184	* CW TRAFFIC CALMING PRG	0	500,000	292	134,474	365,234	73.0 %
301385	CW SIDEWALK IMPROVEMENTS		745,000			745,000	100.0 %
305024	CW SIDEWALK KINIPOPO ST			22,680	50,480	(73,160)	-
305025	CW SIDEWALK KAOHU ST				148,640	(148,640)	-
305063	CW SIDEWALK REVIEW FEE			1,880		(1,880)	-
90185	* CW SIDEWALK IMPROVEMENTS	0	745,000	24,560	199,120	521,320	70.0 %
301386	SURVEYING-MOLOKAI&LANAI ROADS		100,000	92,267	7,733		0.0 %
90186	* SURVEYING-MOLOKAI&LANAI ROADS	0	100,000	92,267	7,733	0	0.0 %
301387	ASSESSMENT-COM COASTAL ROADS		140,000	131,817		8,183	5.8 %
90187	* ASSESSMENT COM COASTAL RDS	0	140,000	131,817	0	8,183	5.8 %
327032	CW ROAD RESURFACING	111,279			111,279		0.0 %
92021	* CW ROAD RESURFACING	111,279	0	0	111,279	0	0.0 %
331132	CW SAFETY IMPROVEMENTS	37,409		10,810	26,599		0.0 %
93032	* CW SAFETY IMPROVEMENTS	37,409	0	10,810	26,599	0	0.0 %
331133	CW SIDEWALK IMPROVEMENTS	19,416		11,400	8,016		0.0 %
93033	* CW SIDEWALK IMPROVEMENTS	19,416	0	11,400	8,016	0	0.0 %
331138	CW BIKEWAY IMPROVEMENTS	40,428		40,428			0.0 %
93038	* CW BIKEWAY IMPROVEMENTS	40,428	0	40,428	0	0	0.0 %
337507	KAMALII ELEM SCH SAFE ROUTES	4,167		4,167			0.0 %
93099	* State/Fed/Private FY2003/2013	4,167	0	4,167	0	0	0.0 %
345332	CW BRIDGE IMPROVEMENTS	144,179			144,179		0.0 %
94032	* CW BRIDGE IMPROVEMENTS	144,179	0	0	144,179	0	0.0 %
345333	CW RD RESURFACING/PAVEMENT PR	85,489			85,489		0.0 %

**County of Maui**  
**Statement of Appropriations and Expenditures**  
**Capital Improvement Program by District**  
**Fiscal Year Ending 6/30/2020 - as of 6/30/2020**

09	Countywide						
	Index	Prior Year	Amended	Year	Current	Balance	% of
	* Activity ** Program *** District	Encumbrance	Budget /	to Date	Encumbrance	Available	Budget
		/ Carryover	Lapses	Expended	06/30/2020		Available
94033	* CW RD RESURFACING/PAVEMENT PRE	85,489	0	0	85,489	0	0.0 %
345334	CW SAFETY IMPROVEMENTS	11,825	(11,825)				-
94034	* CW SAFETY IMPROVEMENTS	11,825	(11,825)	0	0	0	- -
345337	CW BIKEWAY IMPROVEMENTS	3,000			3,000		0.0 %
94037	* CW BIKEWAY IMPROVEMENTS	3,000	0	0	3,000	0	0.0 %
356570	CW RD RESURF-WELLS&WAKEA	15,772	(15,772)				-
95033	* CW RD RESURF & PAVEMENT PRESV	15,772	(15,772)	0	0	0	- -
368851	CW BRIDGE IMPRV/KAHANA NUI	34,127			34,127		0.0 %
368873	CW BRIDGE IMPRV/KULANIHAKOI	21,282	(21,282)				-
96022	* CW BRIDGE IMPROVEMENTS	55,409	(21,282)	0	34,127	0	0.0 %
368803	CW RD RESRF/PVMNT CATCH ALL	39,407		16,893	22,514		0.0 %
368837	CW RD RESRF/LANAI DISTRICT	112,754	(17,531)	95,223			0.0 %
368840	CW RD RESRF/PIILANY HWY	22,968		6,822	16,146		0.0 %
96024	* CW RD RESURF & PAVEMENT PRESER	175,129	(17,531)	118,938	38,660	0	0.0 %
368834	CW SAFETY WAIALE RD EXT	5,595	(5,595)				-
368860	CW SAFETY MAK/HALEAKALA HWY	25,209		25,209			0.0 %
96025	* CW SAFETY IMPROVEMENTS	30,804	(5,595)	25,209	0	0	0.0 %
368861	CW SIDEWALK PAUWELA RD	13,604	(13,604)				-
96026	* CW SIDEWALK IMPROVEMENTS	13,604	(13,604)	0	0	0	- -
368841	CW BIKEWAY LILOA DRIVE	16,500			16,500		0.0 %
368872	CW BIKEWAY KIHEI GREENWAY	77,479			77,479		0.0 %
96031	* CW BIKEWAY IMPROVEMENTS	93,979	0	0	93,979	0	0.0 %
377033	CW SAFETY IMPROVEMNTS	600		600			0.0 %
97000	* FY1997/2007 CIP projects	600	0	600	0	0	0.0 %
379234	CW BRIDGE KULAHIKAHAKOI	9,321	(9,321)				-
379236	CW BRIDGE KAHAKULOA STREAM BRD	70,324	(70,324)				-

**County of Maui**  
**Statement of Appropriations and Expenditures**  
**Capital Improvement Program by District**  
**Fiscal Year Ending 6/30/2020 - as of 6/30/2020**

09	Countywide	Prior Year	Amended	Year	Current	Balance	% of
	Index	Encumbrance	Budget /	to Date	Encumbrance	Available	Budget
	* Activity ** Program *** District	/ Carryover	Lapses	Expended	06/30/2020		Available
97072	* CW BRIDGE IMPROVEMENT	79,645	(79,645)	0	0	0	- -
379163	CW PAVEMENT SLURRY SL KAHULUI	114,545		114,545			0.0 %
97073	* CW PAVEMENT PRESERVATION	114,545	0	114,545	0	0	0.0 %
379084	CW RD RESRF/PVMT S MAUI RDS	60,522	(44)	60,479			0.0 %
379119	CW RD RESURFG BALDWIN AVE	131,856	(125,758)	6,098			0.0 %
379120	CW RD RESURFG UPCOUNTRY DIST	419,921		29,779	390,141		0.0 %
379124	CW RD RESURFG VARIOUS LOC	268,550		136,165	132,385		0.0 %
379155	CW RD RESURFG WAKEA AVE	88,940		88,940			0.0 %
379159	CW RD RESURFG HAIKU DISTRICT	19,967			19,967		0.0 %
379190	CW RD RESURF KAMEHAMEHA/HINA	37,516			37,516		0.0 %
379194	CW RD RESURF ONEHEE/KEA ST	56,773	(56,773)				-
97074	* CW RD RESUF/PAVEMNT PRESERVTN	1,084,045	(182,575)	321,461	580,009	0	0.0 %
379099	CW SAFETY LILOA DR EXT	150,000		148,781	1,219		0.0 %
379105	CW SAFETY PAUWELA RD SDWLK IMP	7,503	(7,503)				-
97075	* CW SAFETY IMPROVEMENTS	157,503	(7,503)	148,781	1,219	0	0.0 %
379100	CW SIDEWALK LILOA DR EXT	222,979			222,979		0.0 %
379106	CW SIDEWALK PAUWELA RD	4,619	(4,619)				-
97076	* CW SIDEWALK IMPROVEMENTS	227,598	(4,619)	0	222,979	0	0.0 %
379172	CW TRAFFIC VARIOUS LOCATIONS	7,781		1,449	6,332		0.0 %
97077	* CW TRAFFIC CALMING PROGRAM	7,781	0	1,449	6,332	0	0.0 %
379510	SAFE ROUTES TO SCH PRG	32		32			0.0 %
97099	* State/Fed/PVT FY96 FY06 FY16	32	0	32	0	0	0.0 %
380104	CW BIKEWAY WM GREENWAY PH1	76,133			76,133		0.0 %
380110	CW BIKEWAY N SHORE GRNWAY	4,313	(4,313)				-
98049	* CW BIKEWAY IMPROVEMENTS	80,446	(4,313)	0	76,133	0	0.0 %
380114	CW RD RESURF KUIKAHI DR	905	(7,211)	(6,400)	93		0.0 %
380118	CW RD RESURF CENTRAL MAUI	155,074		24,947	130,127		0.0 %
380124	CW RD RESURF KEANAE RD	16,500		5,450	11,050		0.0 %

County of Maui  
Statement of Appropriations and Expenditures  
Capital Improvement Program by District  
Fiscal Year Ending 6/30/2020 - as of 6/30/2020

09	Countywide		Prior Year Encumbrance / Carryover	Amended Budget / Lapses	Year to Date Expended	Current Encumbrance 06/30/2020	Balance Available	% of Budget Available
	Index * Activity ** Program *** District							
380125	CW RD RESURF ASPHALT B SEALER		200,000	(200,000)				-
380130	CW RD RESURF MOLOKAI DISTRICT		66,327		66,327			0.0 %
380131	CW RD RESURF LANAI DISTRICT		419,670			419,670		0.0 %
380132	CW RD RESURF SO MAUI DISTRICT		21,205	(354)	20,108	743		0.0 %
380143	CW RD RESURF PAPA AVE		8,651		8,651			0.0 %
380146	CW RD RESURF WEST MAUI		86,291		37,157	49,134		0.0 %
380153	CW RD RESURF PAIA HAIKU		782,899		753,563	29,336		0.0 %
380154	CW RD RESURF HANA LANDSLIDE		68,282			68,282		0.0 %
<b>98050</b>	<b>* CW RD RESURF/PVMNT PRESERVATN</b>		<b>1,825,804</b>	<b>(207,565)</b>	<b>909,803</b>	<b>708,435</b>	<b>0</b>	<b>0.0 %</b>
380102	CW SAFETY KAH FIRE STN SDWLK		110,987			110,987		0.0 %
380133	CW SAFETY CATCHALL		53,891		53,891			0.0 %
380139	CW SAFETY RD DIET ANALYSIS		47,590		47,590			0.0 %
380157	CW SAFETY WM GREENWAY PH1		55,935			55,935		0.0 %
380165	CW SAFETY MOLOKAI DISTRICT		28,500		16,338	12,162		0.0 %
<b>98051</b>	<b>* CW SAFETY IMPROVEMENTS</b>		<b>296,903</b>	<b>0</b>	<b>117,819</b>	<b>179,084</b>	<b>0</b>	<b>0.0 %</b>
389510	SAFE ROUTES TO SCH PRG		92,956				92,956	100.0 %
<b>98099</b>	<b>* FY98/08/18 ST/FED/PVT</b>		<b>92,956</b>	<b>0</b>	<b>0</b>	<b>0</b>	<b>92,956</b>	<b>100.0 %</b>
390095	PAIA SCHOOL SAFE ROUTES TO SCH		300,204		87,811	54,204	158,189	52.7 %
390700	MAUI BICYCLE/PEDESTRIAN		121,200	(121,200)				-
390710	KEA ST PAVEMENT RECONSTRUCTION			1,848,135	1,337,049	499,395	11,690	0.6 %
390720	KAUPAKALUA RD PVMNT RECON PH-2			4,642,154	346	4,575,090	66,718	1.4 %
399510	SAFE ROUTES TO SCH PRG		97,584				97,584	100.0 %
399515	SOH OLD HALEAKALA HWY SDWLK			3,000,000		1,962,628	1,037,372	34.6 %
<b>99099</b>	<b>* State/Fed/Private 99/09/19</b>		<b>518,988</b>	<b>9,369,089</b>	<b>1,425,206</b>	<b>7,091,317</b>	<b>1,371,553</b>	<b>13.9 %</b>
390218	CW FED AID PRG KAUPAKALUA RD R				7,619	1,142,803	(1,150,421)	-
390240	CW FEDERAL AID KEA ST				573,380	220,226	(793,606)	-
390272	CW FEDERAL AID PROGRAM		1,944,027				1,944,027	100.0 %
<b>99186</b>	<b>* CW FEDERAL AID PROGRAM</b>		<b>1,944,027</b>	<b>0</b>	<b>580,999</b>	<b>1,363,029</b>	<b>0</b>	<b>0.0 %</b>
390073	CW BIKEWAY IMPROVEMENTS		29,961	(40,630)			(10,669)	100.0 %
390164	CW BIKEWAY N SHORE GRNWAY		79,462	4,264	73,056		10,669	12.7 %
390373	CW BIKEWAY MAUI BICYCLE/PEDEST			25,698	8,028	17,670		0.0 %

County of Maui  
Statement of Appropriations and Expenditures  
Capital Improvement Program by District  
Fiscal Year Ending 6/30/2020 - as of 6/30/2020

09	Countywide	Prior Year	Amended	Year	Current	Balance	% of
	Index	Encumbrance	Budget /	to Date	Encumbrance	Available	Budget
	* Activity ** Program *** District	/ Carryover	Lapses	Expended	06/30/2020		Available
99187	* CW BIKEWAY IMPROVEMENTS	109,423	(10,668)	81,084	17,670	0	0.0 %
390074	CW RD RESURF/PVMNT PRESRVTN	2,688,657	(2,720,708)			(32,052)	100.0 %
390155	CW RD RESURF/PVMNT CATCHALL	70,979		70,979			0.0 %
390166	CW RD RESURF/COLD MIX ASPHALT	58,261		50,242	8,019		0.0 %
390167	CW RD RESURF/EMULSIFIED ASPHLT	75,754	69,126	144,881			0.0 %
390168	CW RD RESURF/MILL ST	115,848	22,783	122,178	16,453		0.0 %
390171	CW RD RESURF/PVMNT KEA ST		342	342			0.0 %
390173	CW RD RESURF/ASPHALT MAUI ONLY	123,780	(2)	103,778	20,000		0.0 %
390178	CW RD RESURF/HALEAKALA-MAK	142,308		141,488	820		0.0 %
390189	CW RD RESURF KAMEHAMEHA HINA	58,966	47	35,517	95	23,401	39.7 %
390190	CW RD RESURF KEANAE RD SAFETY	831,700		659,672	172,028		0.0 %
390192	CW RD RESURF KAUPAKALUA RD PAV		86,730	64,845	21,885		0.0 %
390193	CW RD RESUR KAUPAKALUA RD PH2		208	208			0.0 %
390194	CW RD RESUR KOKOMO RD & MAK AV	159,451	162,506	319,096	2,861		0.0 %
390196	CW RD RESUR KAMEHAMEHA AVE PVM	64,014	(64,014)				-
390197	CW RD RESUR PAIA-HAIKU DISTRIC	486,364		435,104	51,260		0.0 %
390199	CW RD RESUR L HONOAPIILANI RD	154,000	(33,529)	120,471			0.0 %
390302	CW RD RESUR WELLS ST & WAKEA A	1,110	(960)	150			0.0 %
390308	CW RD RESUR VARIOUS SM LOC		504,787	271,099	233,688		0.0 %
390313	CW RD RESUR WAI/KAH DISTRICT		306,535	132	306,403		0.0 %
390316	CW RD RESUR S MAUI DISTRICT	141	449,711	428,514	21,338		0.0 %
390331	CW RD RESURF BALDWIN AVE PVMNT	616			616		0.0 %
390340	CW RD RESURF IOLANI LOHA LIHOL		112,100		112,100		0.0 %
390342	CW RD RESURF PAPA AVE		11,448	2,797		8,651	75.6 %
390344	CW RD RESURF ONEHEE AVE IMPRV		287,900		287,900		0.0 %
390346	CW RD RESURF EAST MAUI DISTRCT		50	50			0.0 %
390347	CW RD RESURF UPCOUNTRY		453,212	50	453,162		0.0 %
390350	CW RD RESURF MOL/LAN RD SURVEY		87,365		87,365		0.0 %
390354	CW RD RESURF S MAUI KIHEI RD		112,800	8,716	104,084		0.0 %
390355	CW RD RESURF HAIKU RD GRDRAIL		20,805		20,805		0.0 %
390356	CW RD RESURF SLURRY SEAL KAHUL		6,165	6,165			0.0 %
390372	CW RD RESURF/PVMNT NAPILI WWPS		91,580		91,580		0.0 %
99188	* CW ROAD RESURF AND PVMT PRES	5,031,949	(33,013)	2,986,474	2,012,462	0	0.0 %

**County of Maui**  
**Statement of Appropriations and Expenditures**  
**Capital Improvement Program by District**  
**Fiscal Year Ending 6/30/2020 - as of 6/30/2020**

09	Countywide	Prior Year	Amended	Year	Current	Balance	% of
	Index	Encumbrance	Budget /	to Date	Encumbrance	Available	Budget
	* Activity ** Program *** District	/ Carryover	Lapses	Expended	06/30/2020		Available
390075	CW SAFETY IMPROVEMENTS	232,535	(233,120)			(585)	100.0 %
390156	CW SAFETY RD DIET ANALYSIS	15,660		15,660			0.0 %
390162	CW SAFETY RD PAPALAU	104,980	3,316	76,386	31,910		0.0 %
390182	CW SAFETY HALIIMAILE RD	6,808	16,501	23,309			0.0 %
390183	CW SAFETY OLD HALEAKALA	24,740	269	11,109	13,900		0.0 %
390323	CW SAFETY HALEA/MAKA INTERSEC	90,385		52,241	38,145		0.0 %
390335	CW SAFETY PAIA SCH SAFE ROUTES	6,623		6,623			0.0 %
390337	CW SAFETY MAUI LANI PRKWY	91,781		25,555	66,226		0.0 %
390338	CW SAFETY SPD TABLES-HUMPS	273	37,624	34,289	3,023	585	1.5 %
390339	CW SAFETY MLANI ROUNDABOUT	47,300		22,396	24,904		0.0 %
390345	CW SAFETY PRG'G ER VEHICLE PRE		83,500	35,887	47,613		0.0 %
390374	CW SAFETY MAUI BICYCLE/PEDESTR		50,825		50,825		0.0 %
390875	WAIALE RD (HALE MAKANA)		31,634	5,000	26,634		0.0 %
<b>99189</b>	<b>* CW SAFETY IMPROVEMENTS</b>	<b>621,085</b>	<b>(9,451)</b>	<b>308,455</b>	<b>303,180</b>	<b>0</b>	<b>0.0 %</b>
390076	CW BRIDGE IMPROVEMENTS	216,951	(216,951)				-
390152	CW BRIDGE INSPECTION VAR LOC	1,000	20,452	8,652	12,800		0.0 %
390327	CW BRIDGE IMPROV KAHANA NUI BR		34,414	6,994	27,420		0.0 %
390349	CW BRIDGE INSPECT MAKAMAKAOLE		23,100	21,945	1,155		0.0 %
390353	CW BRIDGE KAHAKULOA STREAM CHN		137,098	137,098			0.0 %
<b>99190</b>	<b>* CW BRIDGE IMPROVEMENT</b>	<b>217,951</b>	<b>(1,887)</b>	<b>174,689</b>	<b>41,375</b>	<b>0</b>	<b>0.0 %</b>
390077	CW TRAFFIC CALMING PROGRAM	190,961	(190,961)				-
390163	CW TRAFFIC CALMING PROGRAM	116,600		46,251	70,349		0.0 %
390177	CW TRAFFIC SPEED TABLES	42,311	190,889	233,200			0.0 %
<b>99191</b>	<b>* CW TRAFFIC CALMING PROGRAM</b>	<b>349,872</b>	<b>(72)</b>	<b>279,451</b>	<b>70,349</b>	<b>0</b>	<b>0.0 %</b>
390078	CW SIDEWALK IMPROVEMENTS	62,962	(62,962)				-
390301	CW SIDEWLK IMPRV PAUWELA ROAD	5,040	5,715	10,755			0.0 %
390305	CW SIDEWALK N SHORE GRNWAY	146,741	1,790	145,715	2,816		0.0 %
390306	CW SIDEWLK IMPRV CATCHALL	4,521			4,521		0.0 %
390314	CW SIDEWLK OHUKAI RD IMPRV	108,131		61,816	46,315		0.0 %
390322	CW SIDEWLK PAIA SCHOOL	6,403		5,362	1,041		0.0 %
390366	CW SIDEWALK IMPROV-MAUI CO BUS		11,276	11,276			0.0 %
390375	CW SIDEWALK MAUI BICYCLE/PEDES		25,457		25,457		0.0 %



**County of Maui**  
**Statement of Appropriations and Expenditures**  
**Capital Improvement Program by District**  
**Fiscal Year Ending 6/30/2020 - as of 6/30/2020**

09	Countywide	Prior Year	Amended	Year	Current	Balance	% of
Index	* Activity ** Program *** District	Encumbrance	Budget /	to Date	Encumbrance	Available	Budget
		/ Carryover	Lapses	Expended	06/30/2020		Available
99192	* CW SIDEWALK IMPROVEMENTS	333,798	(18,724)	234,924	80,150	0	0.0 %
390079	GUARDRAIL/SHLDR IMPR AT VAR LO	200,000	(200,000)				-
99193	* GUARDRAIL/SHOULDER IMPR	200,000	(200,000)	0	0	0	- -
907	** Roads	14,136,840	18,500,968	9,386,958	15,374,491	7,876,358	24.1 %
301300	ENV TAL COMP SYS DSGN/CTNS		500,000			500,000	100.0 %
305033	ENV TAL COMP CML LEACHATE COLL			9,234		(9,234)	-
305048	ENV TAL COMP CML FAC PRJ			20,835		(20,835)	-
305049	ENV TAL COMP CML LAND PURCHASE				59,008	(59,008)	-
305051	ENV TAL COMP DRIVE-THRU PAY ST				131,435	(131,435)	-
90100	* ENVIRONMENTAL COMPLIANCE SD&C	0	500,000	30,069	190,443	279,488	55.9 %
301301	INTEGRATED SW MGT PLAN UPDTE		200,000			200,000	100.0 %
90101	* INTEGRATED SW MGT PLAN UPDATE	0	200,000	0	0	200,000	100.0 %
378302	ENV TAL COMP SYS DSGN/CTNS	25,276		25,216	60		0.0 %
97002	* ENV COMPLIANCE SYS DESGN/CONST	25,276	0	25,216	60	0	0.0 %
390001	ENV TAL COMP SYS DSGN/CTNS	71,338	(71,338)				-
390187	ENV TAL COMP CML PUUNENE	71,471		71,471			0.0 %
390320	ENV TAL COMP CML LECHATE COLL	24,691		24,691			0.0 %
390330	ENV TAL COMP CML TRAFFIC ASSES	27,625		27,625			0.0 %
99106	* ENV COMPL SYS DESIGN AND CONST	195,125	(71,338)	123,787	0	0	0.0 %
390002	LANDFILL POTABLE H2O SUPPLY	32,500	(32,500)				-
390304	LANDFILL POTABLE H2O SUPPLY	23,625		23,625			0.0 %
99107	* LANDFLL POTABLE WATER SUPPLY	56,125	(32,500)	23,625	0	0	0.0 %
908	** Solid Waste Facilities	276,526	596,162	202,697	190,503	479,488	54.9 %
301302	CW EPA COMPLIANCE WWRF		1,500,000			1,500,000	100.0 %
305044	CW EPA COMP CATCHALL			199,584		(199,584)	-
305055	CW EPA COMP KAUNAKAKAI WWRF				199,739	(199,739)	-
305088	CW EPA COMP KIHEI WWRF POND				181,157	(181,157)	-
305102	CW EPA COMP WAILUKU PS ELECTRI				167,348	(167,348)	-

County of Maui  
Statement of Appropriations and Expenditures  
Capital Improvement Program by District  
Fiscal Year Ending 6/30/2020 - as of 6/30/2020

09	Countywide Index * Activity ** Program *** District	Prior Year Encumbrance / Carryover	Amended Budget / Lapses	Year to Date Expended	Current Encumbrance 06/30/2020	Balance Available	% of Budget Available
90102	* CW EPA COMPLIANCE WWRF	0	1,500,000	199,584	548,244	752,172	50.1 %
301303	CW WW SYSTEM MODIFICATIONS		1,000,000			1,000,000	100.0 %
305040	CW WW SYSTEM MODI/CATCHALL			131,869	12,575	(144,445)	-
305043	CW WW SYSTEM MOD WAI/KAH WWRF			108,527	5,443	(113,970)	-
305065	CW WW SYSTEM KIHEI WWPS NO.9				298,120	(298,120)	-
305067	CW WW SYSTEM CONCRETE REHAB			48,909		(48,909)	-
305087	CW WW SYSTEM KUAU WWPS #4				13,584	(13,584)	-
90103	* CW WW SYSTEM MODIFICATIONS	0	1,000,000	289,305	329,722	380,972	38.1 %
301304	CW EPA COMPLIANCE PRJ		500,000			500,000	100.0 %
90104	* CW EPA COMPLIANCE PRJS	0	500,000	0	0	500,000	100.0 %
319012	CW WET WELL REHABILITATION	5,783		5,783			0.0 %
91051	* CW wet well rehabilitation	5,783	0	5,783	0	0	0.0 %
329023	CW WSTWTR SYSTEM MODIFICATION	23,974	(23,974)				-
92060	* CW WW SYSTEM MODIFICATIONS	23,974	(23,974)	0	0	0	--
345378	CW EPA DECREE COMPLIANCE PRJ	35,640		6,145	29,495		0.0 %
94078	* CW EPA CONSENT COMPLIANCE PRJ	35,640	0	6,145	29,495	0	0.0 %
345380	CW WW SYSTEM MODIFICATIONS	33,345	(33,345)				-
94080	* CW WW SYSTEM MODIFICATIONS	33,345	(33,345)	0	0	0	--
356499	CW EPA DCR PAIA WWPS FM	25,138	(25,138)				-
356574	CW EPA DCR COMPLIANCE PRJ	14,959			14,959		0.0 %
95073	* CW EPA CONSENT DECREE COMPLIAN	40,097	(25,138)	0	14,959	0	0.0 %
356564	CW EPA DECREE WAI-KAH WWRF	36,447	(25,000)	11,447			0.0 %
95074	* CW EPA CONSENT DECREE WWRF REN	36,447	(25,000)	11,447	0	0	0.0 %
356521	CW WW SYSTEM MOD-WM RECYCLED	62,718			62,718		0.0 %
356579	CW WW SYSTEM MOD-NAPILI	9,304			9,304		0.0 %
95075	* CW WW SYSTEM MODIFICATIONS	72,022	0	0	72,022	0	0.0 %
356542	CW WET WELL MISC PROJECTS	576,717		111,618	465,099		0.0 %

County of Maui  
Statement of Appropriations and Expenditures  
Capital Improvement Program by District  
Fiscal Year Ending 6/30/2020 - as of 6/30/2020


09	Countywide Index * Activity ** Program *** District	Prior Year Encumbrance / Carryover	Amended Budget / Lapses	Year to Date Expended	Current Encumbrance 06/30/2020	Balance Available	% of Budget Available
95076	* CW WET WELL REHABILITATION	576,717	0	111,618	465,099	0	0.0 %
368817	CW EPA DECREE WWRF RENOVATIONS	14,945			14,945		0.0 %
368826	CW EPA DECREE HAWAIIAN HOMES	37,683	(37,683)				-
368857	CW EPA DECREE NAPILI WWPS 5&6	102,872		32,573	70,299		0.0 %
368868	CW EPA DECR SHERATON WWPS MODI	79,221		29,415	49,806		0.0 %
368890	CW EPA DECR LAHAINA WWRF ODOR	4,717	(4,717)				-
96063	* CW EPA WWRF RENOVATION PRJS	239,438	(42,400)	61,988	135,050	0	0.0 %
368828	CW WWSM NAPILI 5&6 FM	19,035			19,035		0.0 %
368842	CW WWSM LAHAINA WWPS #3	7,590		7,590			0.0 %
96065	* CW WW SYSTEM MODIFICATIONS	26,625	0	7,590	19,035	0	0.0 %
379175	CW EPA DECREE KIHEI FM#16	44,299		44,299			0.0 %
379197	CW EPA DECR CENTRAL MAUI	88,586			88,586		0.0 %
97003	* CW EPA COMPLIANCE PROJECTS	132,885	0	44,299	88,586	0	0.0 %
379129	CW EPA DECR LAH-KAH WWRF ELECT	25,930			25,930		0.0 %
379157	CW EPA DECR SCADA SERVER UPGRD	49,795			49,795		0.0 %
379166	CW EPA DECR WWRF VARIOUS LOC	35,887		35,887			0.0 %
97004	* CW EPA CONSENT DCR WWRF RP	111,612	0	35,887	75,725	0	0.0 %
379101	CC WW SYSTEM KIHEI RECYCLED WT	19,659		19,659			0.0 %
379126	CW WW SYSTEM NAPILI 3 FM	28,712			28,712		0.0 %
379127	CW WW SYSTEM NAPILI 4 FM	26,878			26,878		0.0 %
379198	CW WW SYSTEM SHERATON WWPS	15,507		15,507			0.0 %
97006	* CW WASTEWATER SYSTEM MODIFICA	90,756	0	35,166	55,590	0	0.0 %
379171	CW WWRF RENOVATION PRJS	85,772		85,772			0.0 %
379301	CW WWRF LAHAINA CHLORINATION	231,044	(185,568)	45,476			0.0 %
379302	CW WWRF WAILUKU/KAHULUI	2,548	1,456	4,004			0.0 %
97007	* CW WWRF CHLORINATION SYS UPGRD	319,364	(184,112)	135,252	0	0	0.0 %
380117	CW EPA COMPL CENTRAL MAUI	500,000			500,000		0.0 %
98001	* CW EPA COMPLIANCE PROJECTS	500,000	0	0	500,000	0	0.0 %

**County of Maui**  
**Statement of Appropriations and Expenditures**  
**Capital Improvement Program by District**  
**Fiscal Year Ending 6/30/2020 - as of 6/30/2020**

09	Countywide						
	Index	Prior Year	Amended	Year	Current	Balance	% of
	* Activity ** Program *** District	Encumbrance	Budget /	to Date	Encumbrance	Available	Budget
		/ Carryover	Lapses	Expended	06/30/2020		Available
380142	CW EPA COMPL CATWALK/LAHAINA	226,539		203,889	22,650		0.0 %
380145	CW EPA COMPL LAH WWRF ODOR	4,225		4,225			0.0 %
380149	CW EPA COMPL WAI PUMP STA	93,602			93,602		0.0 %
380150	CW EPA COMPL KAH/LAH WWRF RTU	397,995		330,169	67,827		0.0 %
380152	CW EPA COMPL CATCHALL	2,848		2,848			0.0 %
380170	CW EPA COMPL OLD LAHAINA WWPS	264,384		225,923	38,461		0.0 %
<b>98002</b>	<b>* CW EPA COMPLIANCE WWRF RENOVA</b>	<b>989,593</b>	<b>0</b>	<b>767,054</b>	<b>222,540</b>	<b>0</b>	<b>0.0 %</b>
380108	CW WWSM KIHEI RECYCLED WTR	159,623		70,440	89,183		0.0 %
380116	CW WWSM CENTRAL MAUI	950			950		0.0 %
380119	CW WWSM SHERATON WWPS	414,580		57,255	357,325		0.0 %
380122	CW WWSM WAILUKU/KAHULUI	5,270			5,270		0.0 %
380156	CW WWSM SCADA SERVER	2,118		2,118			0.0 %
<b>98003</b>	<b>* CW WW SYSTEM MODIFICATIONS</b>	<b>582,541</b>	<b>0</b>	<b>129,813</b>	<b>452,728</b>	<b>0</b>	<b>0.0 %</b>
390003	CW EPA COMPLIANCE WWRF	1,866,227	(1,866,227)				-
390317	CW EPA COMPL WAI/KAH WWRF	67,294	800,000	608,494	258,800		0.0 %
390318	CW EPA COMPL KIHEI WWRF	10,092		10,092			0.0 %
390368	CW EPA COMPL WWRF-LAHAINA		418,090	224,631	193,459		0.0 %
<b>99108</b>	<b>* CW EPA COMPLIANCE WWRF RENOVA</b>	<b>1,943,613</b>	<b>(648,137)</b>	<b>843,217</b>	<b>452,259</b>	<b>0</b>	<b>0.0 %</b>
390004	CW WW SYSTEM MODIFICATIONS	276,711	(276,711)				-
390157	CW WW SYSTEM KAH/LAH WWRF	32,663			32,663		0.0 %
390158	CW WW SYSTEM LAH WWRF ELECTRIC	21,948			21,948		0.0 %
390159	CW WW SYSTEM MOD KUAU #4 FM RE	52,168		35,708	16,460		0.0 %
390160	CW WW SYSTEM MOD KENOLIO RD/KO	97,769			97,769		0.0 %
390161	CW WW SYSTEM LAH WWRF CHLORINA	11,451	(11,451)				-
390175	CW WW SYS MODI/CATCHALL	34,479	200,000	234,479			0.0 %
390319	CW WW SYS MOD KIHEI RECYCLED	27,974			27,974		0.0 %
390321	CW WW SYS MODI/LAH WWRF ST-1A	179,793		179,793			0.0 %
390325	CW WW SYS MODI KUAU WWPS #1	17,942		237	17,705		0.0 %
390326	CW WW SYS MODI KUAU WWPS #2	17,942		37	17,905		0.0 %
390329	CW WW SYS MODI KIHEI FM #16 RE	45,000		45,000			0.0 %
390333	CW WW SYS MODI KUAU WWPS #3	35,900		7,200	28,700		0.0 %
390334	CW WW SYS MODI NAPILI WWPS #4	559			559		0.0 %

**County of Maui**  
**Statement of Appropriations and Expenditures**  
**Capital Improvement Program by District**  
**Fiscal Year Ending 6/30/2020 - as of 6/30/2020**

09	Countywide	Prior Year	Amended	Year	Current	Balance	% of
	Index	Encumbrance	Budget /	to Date	Encumbrance	Available	Budget
	* Activity ** Program *** District	/ Carryover	Lapses	Expended	06/30/2020		Available
390336	CW WW SYS MODI HELENE HL SEPTI	46,372			46,372		0.0 %
390358	CW WW SYSTEM MOD WAI/KAH WWFR		76,000	76,000			0.0 %
<b>99109</b>	<b>* CW WW SYSTEM MODIFICATIONS</b>	<b>898,671</b>	<b>(12,162)</b>	<b>578,454</b>	<b>308,055</b>	<b>0</b>	<b>0.0 %</b>
390005	CW EPA COMPLIANCE PRJ	303,213	(303,213)				-
<b>99110</b>	<b>* CW EPA COMPIANCE PROJECTS</b>	<b>303,213</b>	<b>(303,213)</b>	<b>0</b>	<b>0</b>	<b>0</b>	<b>- -</b>
390006	CW WWRF CONCRETE REHABILIT	500,000	(500,000)				-
390371	CW WWRF CONCRETE REHAB		132,232	132,232			0.0 %
<b>99111</b>	<b>* CW WWRF CONCRETE REHABILITATI</b>	<b>500,000</b>	<b>(367,768)</b>	<b>132,232</b>	<b>0</b>	<b>0</b>	<b>0.0 %</b>
390007	CW WW RTU UPGRADES	2,000,000	(2,000,000)				-
390369	CW WW RTU UPGRD ELECTRIC WRK		588,700	333,116	255,584		0.0 %
390376	CW WW RTU UPGRD SYSTEM INTEGRA		924,880		924,880		0.0 %
<b>99112</b>	<b>* CW WW RTU UPGRADES</b>	<b>2,000,000</b>	<b>(486,420)</b>	<b>333,116</b>	<b>1,180,464</b>	<b>0</b>	<b>0.0 %</b>
<b>909</b>	<b>** Wastewater Facilities</b>	<b>9,462,336</b>	<b>848,331</b>	<b>3,727,950</b>	<b>4,949,573</b>	<b>1,633,144</b>	<b>15.8 %</b>
District	<b>*** Countywide</b>	<b>49,229,136</b>	<b>40,003,384</b>	<b>35,186,027</b>	<b>31,798,725</b>	<b>22,247,770</b>	<b>24.9 %</b>
	<b>Grand Total</b>	<b>264,414,545</b>	<b>72,094,375</b>	<b>112,773,047</b>	<b>146,159,518</b>	<b>77,576,354</b>	<b>23.1 %</b>



---

# V. Appendix

---

## GLOSSARY

### **Activity**

An activity is a program or part of a program. Each activity has a budget amount in the operating budget or Capital Improvement Program.

### **Appropriation**

Money authorized to spend for a specific use.

### **Bonds - General Obligation**

A funding tool that is a written promise to pay a specific sum plus interest in the future, used to fund capital improvement projects. A General Obligation bond is secured by the County's General Fund.

### **Capital Improvement Program (CIP)**

Capital projects are long-lived expenditures related to construction, expansion or major repair of infrastructure. An appropriation for a capital improvement lapses six months after the close of the fiscal year. There are eight programs: Drainage, Flood Control, Government Facilities, Parks and

Recreation, Economic Development / Planning, Roads, Solid Waste Facilities and Wastewater Facilities.

### **Carryover Savings (Fund Balance)**

Unappropriated revenue and unencumbered balances of any appropriations in a fund at the end of the fiscal year. For budget purposes this is an estimated amount.

### **Character**

Revenue is grouped by object and character. The character (Char) is a major group such as Taxes, or Licenses and Permits.

### **Countywide Costs**

Countywide costs include costs such as insurance, debt payments, inter-departmental transfers and employee benefits.

### **Debt Service**

The interest and principal payments on bond issues used to finance certain capital improvement projects and loans.

### **Encumbrance**

A commitment of funds to an expenditure at a future date as a result of a purchase order, contract or other funding commitment. An estimated amount of expenditures. The funds may not be used for any other purpose.

### **Expenditure**

An outlay of funds. A payment for goods or services rendered.

### **Fiscal Year**

The County fiscal year runs from July 1 to June 30 of the following year. The operating budget is based on this time frame.

### **Fund**

A separate accounting entity with revenues and expenditures for carrying on specific activities. The largest fund is the General Fund. The Wastewater Fund, the Highway Fund and the Solidwaste Fund are other examples. Also see **FUND DESCRIPTIONS**.



## GLOSSARY

### **Grants / Grant Revenue**

A grant is a financial contribution by the County or a State, Federal or private organization to support a particular function. The County receives as well as distributes grants. Grant funds are legally restricted to expenditures for specific purposes and provide a cost sharing alternative for programs and projects. Grant revenue was referred to as "Special Revenue" in previous years' budgets.

### **Interfund / Interdepartmental Transfers**

These are governmental accounting transfers of revenue between funds. These transfers include overhead, fringe benefits and debt service charges as well as supplemental transfers from the General Fund for special fund operations and CIP.

### **Lapsed Bond Proceeds**

These are funds from Bond Authorizations that are

disencumbered within the 18 month capital project cycle . Lapsed funds must be re-appropriated prior to expenditure.

### **Object**

Revenue is grouped by object and character. An object is a smaller group such as General Property Taxes, Business Licenses and Permits, or Interest Income.

### **Operating Budget**

Expenditures for all departments' salaries and wages, operations and equipment.

### **Program**

An activity or service or group of activities or services and the resources to carry them out, that are intended to achieve specific objectives. Each county department is responsible for at least one program. Some programs are funded by the Operating Budget and some by Grant Revenue.

### **Revenue**

Receipts received from various sources including real property tax, the transient accommodations tax, fuel tax and sewer/cesspool user fees.

### **Special Assessment**

A charge made against certain properties to help pay for all or part of the cost of a specific capital improvement project. Also park land or a monetary assessment fee received from new developments.

### **Transient Accommodations Tax**

Also known as hotel room tax. The County of Maui receives 22.8% of the total amount collected by the State, after 6% of the Statewide collections are withheld for administrative expense. The current TAT rate in Hawaii is 10.25%.

## FUND DESCRIPTIONS

The budget is organized into funds. A fund is a separate accounting entity with revenues and expenditures for carrying on specific activities. Each fund is a set of self-balancing accounts.

Following is a list of all funds that are subject to appropriation in the Maui County budget.

### **General Fund**

This is the largest of the County's funds. It accounts for all financial resources which are not required to be in another fund. Services within the General Fund include police and fire protection, parks and recreation (except golf), general administrative services, social concerns, planning and other activity for which a special fund has not been created.

### **Liquor Control Fund**

It receives revenue from all liquor license fees. Fund revenues are expended for the operation and administration of the Liquor Control Commission, Liquor Control Adjudication Board, and the Department of Liquor Control.

### **Highway Fund**

This fund was created for the deposit of fuel taxes, public utility franchise

taxes and motor vehicle weight taxes. These revenues are expended for acquisition, design, construction, Improvement, repair

and maintenance of County highways, streets, street lights, storm drains and bridges.

### **Wastewater Fund**

It was established to receive all revenue derived from monthly sewer charges, assessments and service charges for pumping of cesspools, septic tanks, etc. Revenue is expended for the repair, operation and maintenance of the wastewater facilities and sewer systems, including debt service.

### **Bikeway Fund**

This fund was established to collect revenue from bicycle licenses. It is expended for bikeway construction and maintenance.

### **Solid waste Fund**

All refuse collection fees and landfill disposal charges are deposited here. The fund is used for the operation of the County's collection and disposal programs and for diversion programs such as resource recovery and recycling.

### **Grant Funds**

A grant is a financial contribution by the County or a State, Federal or private organization to support a particular function. The County receives as well as distributes grants. Grant funds are legally restricted to expenditures for specific purposes and provide a cost sharing alternative for programs and projects. Grant revenue was


referred to as "Special Revenue" in previous years' budgets. The funds are aggressively pursued to relieve the reliance on County funds and to encourage participation of other government agencies.

### **Debt Service Fund**

Debt service of bonds and loans is accounted for in this fund. The transfer to this fund is included in the Operations by Budget Item report.

### **Utility Enterprise Fund**

The Department of Water Supply uses this. The receipts and disbursements are reported by the revenue categories and program appropriations in the budget ordinance.



**COUNTY OF MAUI**  
**CAPITAL IMPROVEMENT PROJECTS REPORT**

AS OF JUNE 30, 2020

AAYY-NNN-XXXXXX

AA - Source of Funding (see descriptions below)  
YY - Project Year (Budgeted Year)

NNN - IFAS Sub-fund

XXXXXX – Index Code (Appropriation #)

AA-Source of Funding Descriptions:

GF -	General Fund
GF/LN -	General Fund Loan
HY -	Highway Fund
BY -	Bikeway Fund
LC-	Liquor Control Fund
WM -	Wastewater Fund
SW -	Solid Waste Fund
GOLF -	Golf Fund
PA -	Parks Assessment Fund
SA -	Sewer Assessment Fund
GO -	Bond Issued
GOLAPS -	Lapsed Bond
FF -	Federal Funds
SH -	State Funds
ARRA -	ARRA Federal Funds
SH/LN -	State Revolving Fund
USDA -	USDA Loan
DOT -	State Dept of Transportation
PV -	Private Funds

**County of Maui**  
**Capital Improvement Projects Report (Excluding Department of Water Supply)**  
**As of 6/30/2020**

<b>13-901 DRAINAGE</b>	<b>Original Appropriation</b>	<b>Alloted To Date</b>	<b>Expenditure Prior Years</b>	<b>Expenditure Current Year</b>	<b>Amount Lapsed</b>	<b>Encumbrance</b>	<b>Allotment Balance</b>
<b>Hana Community Plan Area</b>							
MAHALAWA BRDG REPLACEMENT							
GO20-374-390280: Lapse 12/31/19 CBS-1891	250,000.00	216,653.00	110,843.20	95,563.80		10,246.00	
GO20-374-301289: Lapse 12/31/20 CBS-1891	1,200,000.00	493.79				493.79	
HANA HWY LANDSLIDE REPAIRS							
GO18-373-389252: Lapse 12/31/18 CBS-4624	1,000,050.00	1,000,050.00	27,030.09	870,647.67	50,000.00	52,372.24	
GO20-374-389281: Lapse 12/31/18 CBS-4624	149,950.00	19,287.02		14,598.20			4,688.82
WAIOPAI BRIDGE REPAIRS							
GO18-373-389253: Lapse 12/31/18 CBS-4598	1,160,886.36	1,160,886.36	971,127.56	145,158.80		44,600.00	
GO20-374-389282: Lapse 12/31/18 CBS-4598	339,113.64	293,200.00	273,526.13	12,527.11		7,146.76	
WAIKAKOI BRIDGE REPLACEMENT							
GO20-374-301290: Lapse 12/31/20 CBS-5043	850,000.00						
	<b>4,950,000.00</b>	<b>2,690,570.17</b>	<b>1,382,526.98</b>	<b>1,138,495.58</b>	<b>50,000.00</b>	<b>114,858.79</b>	<b>4,688.82</b>
<b>Paia-Haiku Community Plan Area</b>							
EMERGENCY RPR PU'U WAY							
19-101-390008: Lapse 12/31/19	3,000,000.00	1,366,618.75	275,624.14	117,872.42			973,122.19
<b>Makawao-Pukalani-Kula Community Plan Area</b>							
DITCH IMPRV WAIPOLI RD							
GO18-373-378287: Lapse 12/31/17 CBS-3187	567,508.97	567,508.97		567,508.97			
GO20-374-379239: Lapse 12/31/17 CBS-3187	232,491.03	232,491.03		170,789.87		61,701.16	
GO18-373-389257: Lapse 12/31/18 CBS-3187	798,089.01	798,089.01		762,890.00		35,199.01	
HIOLANI ST DRAINAGE IMPRV							
GO18-373-389258: Lapse 12/31/18 CBS-3188	900,000.00	900,000.00		67,649.68		832,350.32	
	<b>2,498,089.01</b>	<b>2,498,089.01</b>	<b>0.00</b>	<b>1,568,838.52</b>	<b>0.00</b>	<b>929,250.49</b>	<b>0.00</b>
<b>Wailuku-Kahului Community Plan Area</b>							
KAHULUI DRAINLINE REPAIRS							
GO20-374-389278: Lapse 12/31/18 ORD#4791	2,199,800.00	2,173,502.71	1,233,255.68	406,025.71		534,221.32	
WAIIEHU DRAINLINE REPAIRS							
GO18-373-389263: Lapse 12/31/18 ORD#4798	1,530,000.00	1,530,000.00	1,501,585.67			28,414.33	
WAILUKU HTS DRAINLN/OUTLET RPR							
GO20-374-301247: Lapse 12/31/20 CBS-5508	1,000,000.00						
CERTIFICATION OF LEVEES NO.27							
GO20-374-301246: Lapse 12/31/20 CBS-5507	380,000.00	377,435.00				377,435.00	
IA STREAM BANK STABIL @ MY							
GO20-374-390297: Lapse 12/31/19 CBS-5050	500,000.00	500,000.00	16,710.00	139,242.00		344,048.00	
CENTRAL MAUI DRAINAGE REPAIRS							
GO18-373-389261: Lapse 12/31/18 CBS-3189	536,716.33	536,716.33	387,097.59	3,328.40	7,493.28	138,797.06	
GO20-374-389277: Lapse 12/31/18 CBS-3189	163,283.67	163,283.67	38,913.53	(3,328.40)		127,698.54	
GO20-374-390294: Lapse 12/31/19 CBS-3189	1,500,000.00	1,491,869.49	151,191.48	1,202,115.17		138,562.84	

**County of Maui**  
**Capital Improvement Projects Report (Excluding Department of Water Supply)**  
**As of 6/30/2020**

	Original Appropriation	Alloted To Date	Expenditure Prior Years	Expenditure Current Year	Amount Lapsed	Encumbrance	Allotment Balance
<b>13-901 Drainage</b>							
GO20-374-390295: Lapse 12/31/19 CBS-4596 HAUOLI ST DRAINAGE BAS/OUT REP	700,000.00	700,000.00		692,183.07		7,816.93	
GO20-374-390296: Lapse 12/31/19 CBS-4619	1,000,000.00	1,000,000.00	724,495.22	275,504.78			
	<b>9,509,800.00</b>	<b>8,472,807.20</b>	<b>4,053,249.17</b>	<b>2,715,070.73</b>	<b>7,493.28</b>	<b>1,696,994.02</b>	<b>0.00</b>
<b>Kihei-Makena Community Plan Area</b>							
S KIHEI RD CULVERT REPLCMNT							
GO18-373-378218: Lapse 12/31/17 ORD#4414 HAUOLI ST DRAINAGE IMPRVMT	2,100,000.00	2,095,301.76	2,095,144.71	135.94	21.11		
GO14-371-331244: Lapse 12/31/13 CBS-1022 SOUTH MAUI DRAINLINE REPAIRS	2,500,000.00	1,970,022.48	1,941,547.66	27,789.98	684.84		
GO20-374-389264: Lapse 12/31/18 ORD#4824 GO20-374-390287: Lapse 12/31/19 CBS-5048	450,000.00 2,299,600.00	450,000.00 2,298,400.00	5,576.96	1,654,952.83		450,000.00 637,870.21	
	<b>7,349,600.00</b>	<b>6,813,724.24</b>	<b>4,042,269.33</b>	<b>1,682,878.75</b>	<b>705.95</b>	<b>1,087,870.21</b>	<b>0.00</b>
<b>West Maui Community Plan Area</b>							
LAH AQUATIC CTR RET BASIN REST							
GF19-301-390105: Lapse 12/31/19 LAHAINA WATERSHED FLOOD CTRL	75,000.00	75,000.00		39,817.34	30,464.94	4,717.72	
GO14-371-321213: Lapse 12/31/12 GO18-373-356216: Lapse 12/31/15 ORD#4095 GO18-373-367245: Lapse 12/31/16 CBS-1026	2,563,498.08 997,900.00 2,000,000.00	361,349.00 216,315.36 2,000,000.00	224,288.55 15,000.00			137,060.45 5,151.00 1,985,000.00	( ) 211,164.36
	<b>5,636,398.08</b>	<b>2,652,664.36</b>	<b>239,288.55</b>	<b>39,817.34</b>	<b>30,464.94</b>	<b>2,131,929.17</b>	<b>211,164.36</b>
<b>Molokai Community Plan Area</b>							
KAUNAKAKAI DRAIN SYS B							
GO18-373-378290: Lapse 12/31/17 CBS-2775	200,000.00	199,356.00	126,675.43	19,925.40	52,755.17		
<b>Countywide</b>							
CW DRAINAGE IMPROVEMENTS							
GO14-371-321203: Lapse 12/31/12 CBS-1027 GO14-371-331249: Lapse 12/31/13 CBS-1027 GF14-301-345319: Lapse 12/31/14 CBS-1027 GO18-373-367C48: Lapse 12/31/16 CBS-1027 GF17-301-378C69: Lapse 12/31/17 CBS-1027 GO18-373-389C47: Lapse 12/31/18 CBS-1027 GO20-374-389C53: Lapse 12/31/18 CBS-1027 GO20-374-389C57: Lapse 12/31/18 CBS-1027 GO20-374-390C69: Lapse 12/31/19 CBS#1027 GO20-374-301C78: Lapse 12/31/20 CBS-1027	1,211,279.78 1,300,000.00 1,350,000.00 1,500,000.00 1,000,000.00 492,267.67 25,281.14 482,451.19 1,300,000.00 3,000,000.00	1,211,279.78 1,288,837.57 1,350,000.00 1,425,286.34 1,000,000.00 467,037.58 25,281.14 456,071.67 1,067,568.95 1,760,409.85	933,389.57 1,247,149.37 1,206,611.38 1,290,088.69 837,011.68 378,594.19 600.64 50,391.67 290,928.73	52,562.07 10,149.85 22,896.32 47,948.75 57,691.13 9,829.62 24,680.50 75,480.00 639,962.27 717,684.10	149,390.20 31,538.35 120,492.30 87,248.90 31,318.17 1,801.78 76,811.99 330,200.00 136,677.95 1,042,725.75		
PAPA AVE DRAINAGE IMPROVEMENTS							
GF14-301-345389: Lapse 12/31/14 CBS-1951	250,000.00	250,000.00	26,618.59	27,547.73	195,833.68		
	<b>11,911,279.78</b>	<b>10,301,772.88</b>	<b>6,261,384.51</b>	<b>1,686,432.34</b>	<b>530,374.48</b>	<b>1,823,581.55</b>	<b>0.00</b>

**County of Maui**  
**Capital Improvement Projects Report (Excluding Department of Water Supply)**  
**As of 6/30/2020**

<u>13-901 Drainage</u>	Original Appropriation	Alloted To Date	Expenditure Prior Years	Expenditure Current Year	Amount Lapsed	Encumbrance	Allotment Balance
<b>TOTAL Drainage</b>	<b>45,055,166.87</b>	<b>34,995,602.61</b>	<b>16,381,018.11</b>	<b>8,969,331.08</b>	<b>671,793.82</b>	<b>7,784,484.23</b>	<b>1,188,975.37</b>

**County of Maui**  
**Capital Improvement Projects Report (Excluding Department of Water Supply)**  
**As of 6/30/2020**

<b>13-902 Other Projects</b>	<b>Original Appropriation</b>	<b>Alloted To Date</b>	<b>Expenditure Prior Years</b>	<b>Expenditure Current Year</b>	<b>Amount Lapsed</b>	<b>Encumbrance</b>	<b>Allotment Balance</b>
<b>Makawao-Pukalani-Kula Community Plan Area</b>							
SOH UPCOUNTRY MAUI AGRI PARK SH20-323-301027:		3,500,000.00					3,500,000.00
<b>Wailuku-Kahului Community Plan Area</b>							
DATA CENTER AC REPLACEMENT GF19-301-390034: Lapse 12/31/19	250,000.00	250,000.00		44,062.22	201,042.00	4,895.78	
IT DATA CENTER IMPROVEMENTS GO20-374-301259: Lapse 12/31/20 CBS- KAHULUI CIVIC CTR/CM TRANSIT SH19-323-390021: ACT053-SLH 2018	350,000.00	321,099.00				321,099.00	
	2,500,000.00	2,500,000.00					2,500,000.00
	<b>3,100,000.00</b>	<b>3,071,099.00</b>	<b>0.00</b>	<b>44,062.22</b>	<b>201,042.00</b>	<b>325,994.78</b>	<b>2,500,000.00</b>
<b>West Maui Community Plan Area</b>							
STATE OF HAWAII DOH GRANT SH17-323-379517: C6-9993921 3	108,000.00	108,000.00	107,896.00				104.00
<b>Countywide</b>							
PUBLIC SAFETY RADIO SYS RPCLMT GO18-373-389C25: Lapse 12/31/18 CBS-1009 GO20-374-390236: Lapse 12/31/19 CBS-1009	600,000.00	599,999.40	499,969.50	100,029.90			
	1,200,000.00	599,015.15	199,671.72	399,343.43			
BRIDGE INSP/EVAL OF CTY BRIDGE GF19-301-390071: Lapse 12/31/19 CBS-3177	300,000.00	300,000.00	101,000.00	163,700.00		35,300.00	
CW EQUIPMENT GO20-374-390C31: Lapse 12/31/19 CBS#1218 GO20-374-301203: Lapse 12/31/20 CBS-1218 GO20-374-301204: Lapse 12/31/20 CBS-1218 GO20-374-301206: Lapse 12/31/20 CBS-1218 GO20-374-301207: Lapse 12/31/20 CBS-1218	5,684,100.00	5,682,512.42	3,723,862.33	1,958,650.09			
	1,550,000.00	1,418,516.84		795,000.00		623,516.84	
	1,520,000.00	1,310,550.94		185,780.06		1,124,770.88	
	2,005,000.00	1,916,494.61		1,916,494.61			
	330,000.00	294,607.49				294,607.49	
BUS STOPS & SHELTERS GF20-301-301419: Lapse 12/31/20 CBS-1039	200,000.00	200,000.00				192,800.00	7,200.00
	<b>13,389,100.00</b>	<b>12,321,696.85</b>	<b>4,524,503.55</b>	<b>5,518,998.09</b>	<b>0.00</b>	<b>2,270,995.21</b>	<b>7,200.00</b>
<b>TOTAL Other Projects</b>	<b>16,597,100.00</b>	<b>19,000,795.85</b>	<b>4,632,399.55</b>	<b>5,563,060.31</b>	<b>201,042.00</b>	<b>2,596,989.99</b>	<b>6,007,304.00</b>



**County of Maui**  
**Capital Improvement Projects Report (Excluding Department of Water Supply)**  
**As of 6/30/2020**

<b>13-903 Government Facilities</b>	<b>Original Appropriation</b>	<b>Alloted To Date</b>	<b>Expenditure Prior Years</b>	<b>Expenditure Current Year</b>	<b>Amount Lapsed</b>	<b>Encumbrance</b>	<b>Allotment Balance</b>
<b>Hana Community Plan Area</b>							
NAHIKU COMMUNITY CENTER							
GO18-373-367298: Lapse 12/31/16 ORD#4316	1,950,000.00	191,340.00	155,073.50			36,266.50	
OLD HANA SCH IMPROVEMENTS							
GO20-374-301245: Lapse 12/31/20 CBS-5530	350,000.00	92,864.30		34,398.97		58,465.33	
HELENE HALL IMPROVEMENTS							
GO20-374-301266: Lapse 12/31/20 CBS-1971	800,000.00						
	<b>3,100,000.00</b>	<b>284,204.30</b>	<b>155,073.50</b>	<b>34,398.97</b>	<b>0.00</b>	<b>94,731.83</b>	<b>0.00</b>
<b>Wailuku-Kahului Community Plan Area</b>							
WAILUKU CIVIC COMPLEX							
GO20-374-390235: Lapse 12/31/19	42,000,000.00	41,529,207.42	99,183.45	2,745,367.48		38,684,656.49	
GOLAPS-350-390935: Lapse 12/31/19	2,195,000.00	2,195,000.00				2,195,000.00	
CENTRAL MAUI TRANSIT HUB							
GO20-374-390206: Lapse 12/31/19 CBS-5021	650,000.00	647,600.00	163,749.00	297,682.00		186,169.00	
WAI REDEVT MUNI PRKG LOT EXP							
GF17-301-378366: Lapse 12/31/17 CBS-2789	3,380,447.00	3,380,447.00	2,234,112.86	303,955.67	382,706.11	459,672.36	
GF18-301-389744: Lapse 12/31/18 CBS-2789	4,300,000.00	4,300,000.00	2,206,427.00	279,543.05	10,026.00	1,804,003.95	()
KAHULUI FIRE STN APPARATUS SHL							
GO20-374-301237: Lapse 12/31/20 CBS-2735	450,000.00						
GF20-301-301338: Lapse 12/31/20 CBS-2735	50,000.00	50,000.00		1,720.00		19,580.00	28,700.00
KALANA O MAUI 2ND FLR DECK RPR							
GO20-374-301202: Lapse 12/31/20 CBS-5517	600,000.00						
GF20-301-301345: Lapse 12/31/20	450,000.00	450,000.00		24,873.60		52,770.40	372,356.00
WAILUKU POLICE STN IMPRV							
GO20-374-301276: Lapse 12/31/20 CBS-5535	1,500,000.00						
GO20-374-301277: Lapse 12/31/20	450,500.00						
GF20-301-301377: Lapse 12/31/20 CBS-5535	110,000.00	110,000.00		900.00			109,100.00
WAILUKU BASEYARD WASH RACK							
GF20-301-301405: Lapse 12/31/20 CBS-5505	150,000.00	150,000.00					150,000.00
NEW COUNTY SERVICE CENTER							
GO18-373-389226: Lapse 12/31/18 CBS-2324	21,175,969.20	21,175,969.20	4,538,924.83	15,744,249.41		400,775.07	492,019.89
GO20-374-389269: Lapse 12/31/18 CBS-2324	3,824,030.80	995,646.80	360,572.18			635,074.62	
GO20-374-301239: Lapse 12/31/20 CBS-2324	1,500,000.00	310,765.00		80,912.12		229,852.88	
GOLAPS-350-301340: Lapse 12/31/20 CBS-2324	382,411.00	382,411.00		119,742.34		380.07	262,288.59
KALANA O MAUI FIRE SPRKLR IMPRV							
GO20-374-301243: Lapse 12/31/20 CBS-5025	450,000.00	186.62		186.62			
EMERGENCY MGT OFFICE RENOVTN							
GO20-374-301210: Lapse 12/31/20 CBS-5518	500,000.00	65,515.19		48,379.75		17,135.44	
KALANA PAKUI BLDG AC RPLCMNT							
GO20-374-301244: Lapse 12/31/20 CBS-3579	600,000.00	523,450.38				523,450.38	

**County of Maui**  
**Capital Improvement Projects Report (Excluding Department of Water Supply)**  
**As of 6/30/2020**

<b>13-903 Government Facilities</b>	<b>Original Appropriation</b>	<b>Alloted To Date</b>	<b>Expenditure Prior Years</b>	<b>Expenditure Current Year</b>	<b>Amount Lapsed</b>	<b>Encumbrance</b>	<b>Allotment Balance</b>
	<b>84,718,358.00</b>	<b>76,266,198.61</b>	<b>9,602,969.32</b>	<b>19,647,512.04</b>	<b>392,732.11</b>	<b>45,208,520.66</b>	<b>1,414,464.48</b>
<b>Lanai Community Plan Area</b>							
LANAI FIRE STN IMPROVEMENTS							
GF18-301-389723: Lapse 12/31/18 CBS-1005	110,000.00	110,000.00	12,024.90	6,680.50	83,278.00	8,016.60	
GO20-374-301235: Lapse 12/31/20 CBS-1005	1,872,000.00	407,673.00				407,673.00	
LANAI BASEYARD IMPRV							
GO18-373-378286: Lapse 12/31/17 CBS-3239	300,000.00	172,182.00	106,385.71		4,550.00	61,246.29	
	<b>2,282,000.00</b>	<b>689,855.00</b>	<b>118,410.61</b>	<b>6,680.50</b>	<b>87,828.00</b>	<b>476,935.89</b>	<b>0.00</b>
<b>Molokai Community Plan Area</b>							
MOLOKAI POLICE STATION							
GO20-374-301275: Lapse 12/31/20 CBS-2346	1,820,000.00						
MOLOKAI BASEYARD DESIGN&C							
GOLAPS-350-356459: Lapse 12/31/15 CBS-1211	3,500,000.00	3,500,000.00	308,571.38	23,912.49	3,086,848.00	80,668.13	
GO18-373-378291: Lapse 12/31/17 CBS-1211	4,533,000.00	4,533,000.00	4,260,063.85	272,936.15			
GOLAPS-350-378392: Lapse 12/31/17 CBS-1211	3,703,000.00	3,703,000.00	326,695.00	3,107,569.41	4,905.00	263,830.59	
GO20-374-390291: Lapse 12/31/19 CBS-1211	250,000.00	249,200.00		229,600.79		19,599.21	
PUKOO FIRE STN RELOCATION							
GO20-374-301236: Lapse 12/31/20 CBS-4617	455,000.00						
	<b>14,261,000.00</b>	<b>11,985,200.00</b>	<b>4,895,330.23</b>	<b>3,634,018.84</b>	<b>3,091,753.00</b>	<b>364,097.93</b>	<b>0.00</b>
<b>Countywide</b>							
CW FIRE FACILITIES							
GF19-301-390C32: Lapse 12/31/19 CBS#1003	303,000.00	303,000.00	26,655.00	43,527.86	157,917.14	74,900.00	
GF20-301-301C34: Lapse 12/31/20 CBS-1003	500,000.00	500,000.00		4,800.00		134,747.76	360,452.24
CW FACILITY BLDG IMPROVEMENTS							
GF14-301-345320: Lapse 12/31/14 CBS-1032	500,000.00	500,000.00	468,965.42	7,025.00	20,997.99	3,011.59	
GF15-301-356C21: Lapse 12/31/15 CBS-1032	600,000.00	600,000.00	518,242.07	20,000.00	56,757.93	5,000.00	
GO18-373-367C49: Lapse 12/31/16 CBS-1032	750,000.00	367,502.08	318,977.94	9,063.00	6,717.04	32,744.10	
GF17-301-378C70: Lapse 12/31/17 CBS-1032	350,000.00	350,000.00	111,354.66		14,882.56	223,762.78	
GF18-301-389C48: Lapse 12/31/18 CBS-1032	500,000.00	500,000.00	228,862.74	51,868.25	138,163.26	81,105.75	
GF19-301-390C70: Lapse 12/31/19 CBS#1032	425,000.00	425,000.00	45,360.43	203,788.16	34,919.11	140,932.30	
GF20-301-301C79: Lapse 12/31/20 CBS-1032	450,000.00	450,000.00		158.29		17,000.00	432,841.71
CW POLICE FACILITIES							
GF17-301-378C67: Lapse 12/31/17 CBS-1010	940,000.00	940,000.00	913,667.87	368.40	1,582.75	24,380.98	
GF18-301-389C45: Lapse 12/31/18 CBS-1010	425,000.00	425,000.00	240,393.02	71,274.75	93,272.23	20,060.00	
GO20-374-390C56: Lapse 12/31/19 CBS#1010	928,000.00	755,265.00		146,983.63		608,281.37	
CW DMVL SATELLITE OFF UPGRD							
GF17-301-378C26: Lapse 12/31/17 CBS-3210	137,200.00	137,200.00	129,347.51		7,852.49		()
	<b>6,808,200.00</b>	<b>6,252,967.08</b>	<b>3,001,826.66</b>	<b>558,857.34</b>	<b>533,062.50</b>	<b>1,365,926.63</b>	<b>793,293.95</b>

**County of Maui**  
**Capital Improvement Projects Report (Excluding Department of Water Supply)**  
**As of 6/30/2020**

<b>13-903 Government Facilities</b>	<b>Original Appropriation</b>	<b>Alloted To Date</b>	<b>Expenditure Prior Years</b>	<b>Expenditure Current Year</b>	<b>Amount Lapsed</b>	<b>Encumbrance</b>	<b>Allotment Balance</b>
<b>TOTAL Government Facilities</b>	<b>111,169,558.00</b>	<b>95,478,424.99</b>	<b>17,773,610.32</b>	<b>23,881,467.69</b>	<b>4,105,375.61</b>	<b>47,510,212.94</b>	<b>2,207,758.43</b>

**County of Maui**  
**Capital Improvement Projects Report (Excluding Department of Water Supply)**  
**As of 6/30/2020**

<b>13-904 Parks and Recreation</b>	<b>Original Appropriation</b>	<b>Alloted To Date</b>	<b>Expenditure Prior Years</b>	<b>Expenditure Current Year</b>	<b>Amount Lapsed</b>	<b>Encumbrance</b>	<b>Allotment Balance</b>
<b>Hana Community Plan Area</b>							
PA'ANI MAI PARK IMPROVM							
GF15-301-356402: Lapse 12/31/15 CBS-2328	300,000.00	300,000.00	163,599.50		29,840.00	106,560.50	
ADA ACCESS HANA BALL PARK							
GO20-374-301249: Lapse 12/31/20	50,000.00						
HANA PRK TENNIS/BBALL COURTS							
GF20-301-301348: Lapse 12/31/20 CBS-5531	120,000.00	120,000.00		50,000.00		70,000.00	
HELENE HALL IMPROVEMENTS							
GO18-373-389230: Lapse 12/31/18 CBS-1971	85,787.12	85,787.12	73,542.01	1,835.41		10,409.70	
GO20-374-389280: Lapse 12/31/18 CBS-1971	514,212.88	14,996.73	3,628.10	11,368.63			
HANA-KEANAE-KAILUA PARKS							
GF16-301-367101: Lapse 12/31/16 CBS-2350	446,250.00	446,250.00	413,115.50			33,134.50	
GF19-301-390041: Lapse 12/31/19 CBS-2350	675,000.00	675,000.00	1,043.51	659,730.00		14,226.49	
GF20-301-301347: Lapse 12/31/20 CBS-2350	450,000.00	450,000.00		24,880.00		58,670.00	366,450.00
	<b>2,641,250.00</b>	<b>2,092,033.85</b>	<b>654,928.62</b>	<b>747,814.04</b>	<b>29,840.00</b>	<b>293,001.19</b>	<b>366,450.00</b>
<b>Paia-Haiku Community Plan Area</b>							
ALFRED BOTEILHO, SR. GYM IMP							
GO20-374-390257: Lapse 12/31/19 CBS-5056	1,500,000.00	22,406.13	2,500.00			19,906.13	
GO20-374-301261: Lapse 12/31/20 CBS-5056	1,897,880.00						
HAIKU PARK RESTROOM							
PA20-309-301363: Lapse 12/31/20 CBS-5534	510,000.00	510,000.00		54,324.88		59,211.12	396,464.00
PAIA-HAIKU PARKS SYSTEM							
GO18-373-378254: Lapse 12/31/17 CBS-2348	400,000.00	110,543.00	46,228.77	14,423.42		49,890.81	
GF17-301-378353: Lapse 12/31/17 CBS-2348	320,000.00	320,000.00	307,591.50	5,999.00		6,409.50	
GO18-373-389238: Lapse 12/31/18 CBS-2348	635,245.45	635,245.45	57,469.90	573,126.51		4,649.04	
GO20-374-389272: Lapse 12/31/18 CBS-2348	129,754.55	129,754.55	128,192.05			1,562.50	
PA18-309-389438: Lapse 12/31/18 CBS-2348	135,000.00	135,000.00		50,117.94	84,882.06		
GF19-301-390058: Lapse 12/31/19 CBS-2348	50,000.00	50,000.00		2,200.00	17,362.00	30,438.00	
GO20-374-390253: Lapse 12/31/19 CBS-2348	950,000.00	904,736.44		126,829.90		777,906.54	
GF20-301-301362: Lapse 12/31/20 CBS-2348	260,000.00	260,000.00					260,000.00
	<b>6,787,880.00</b>	<b>3,077,685.57</b>	<b>541,982.22</b>	<b>827,021.65</b>	<b>102,244.06</b>	<b>949,973.64</b>	<b>656,464.00</b>
<b>Makawao-Pukalani-Kula Community Plan Area</b>							
HANNIBAL TAVARES COMM CTR IMP							
GF19-301-390052: Lapse 12/31/19 CBS-3228	1,000,000.00	1,000,000.00	3,000.00	994,207.00	2,793.00		
GF20-301-301357: Lapse 12/31/20 CBS-3228	1,000,000.00	1,000,000.00		414,659.14		158,634.03	426,706.83
PUK-KULA-ULUPALAKUA PARKS							
GF15-301-356406: Lapse 12/31/15 CBS-2349	245,000.00	245,000.00	220,258.10	23,941.90	800.00		( )
MAK-PUK-KULA ULU PARKS							
GF16-301-367103: Lapse 12/31/16 CBS-2349	435,000.00	435,000.00	350,905.77	39,207.37	5,972.48	38,914.38	( )
GO18-373-389235: Lapse 12/31/18 CBS-2349	205,243.00	205,243.00	59,473.00	145,770.00			

**County of Maui**  
**Capital Improvement Projects Report (Excluding Department of Water Supply)**  
**As of 6/30/2020**

<b>13-904 Parks and Recreation</b>	<b>Original Appropriation</b>	<b>Allotted To Date</b>	<b>Expenditure Prior Years</b>	<b>Expenditure Current Year</b>	<b>Amount Lapsed</b>	<b>Encumbrance</b>	<b>Allotment Balance</b>
GF18-301-389735: Lapse 12/31/18 CBS-2349	1,250,000.00	1,250,000.00	1,244,308.40	5,691.60			
GF19-301-390051: Lapse 12/31/19 CBS-2349	415,000.00	415,000.00	348,227.80	56,849.00	9,923.20		
GF20-301-301356: Lapse 12/31/20 CBS-2349	175,000.00	175,000.00					175,000.00
<b>WAIAKOA GYM IMPRVMNTS</b>							
GO20-374-390250: Lapse 12/31/19 CBS-2329	175,000.00	174,956.70	88,701.00	57,463.00		28,792.70	
<b>KULA PARK PLAYGROUND</b>							
PA19-309-390053: Lapse 12/31/19 CBS-1175	95,000.00	95,000.00	64,737.00	7,485.00		22,778.00	
GF20-301-301358: Lapse 12/31/20 CBS-1175	850,000.00	850,000.00		584,384.00		146,555.00	119,061.00
PA20-309-301359: Lapse 12/31/20 CBS-1175	138,650.00	138,650.00					138,650.00
	<b>5,983,893.00</b>	<b>5,983,849.70</b>	<b>2,379,611.07</b>	<b>2,329,658.01</b>	<b>19,488.68</b>	<b>395,674.11</b>	<b>859,417.83</b>
<b>Wailuku-Kahului Community Plan Area</b>							
<b>WAIIEHU GC STARTER BOOTH/RESTO</b>							
GO18-373-378257: Lapse 12/31/17 CBS-1202	500,000.00	494,800.00	336,465.00	34,200.00		124,135.00	
<b>NEW KAHULUI COM'ITY CTR</b>							
GF18-301-389742: Lapse 12/31/18 CBS-4628	250,000.00	250,000.00	34,347.31	17,020.33		198,632.36	
<b>CENTRAL MAUI PARKS SYSTEM</b>							
GF16-301-367105: Lapse 12/31/16 CBS-2351	600,000.00	600,000.00	543,222.02	3,728.49	2,000.00	51,049.49	
GO18-373-378256: Lapse 12/31/17 CBS-2351	461,000.00	402,778.63	375,479.23	14,687.60		12,611.80	
GF18-301-389740: Lapse 12/31/18 CBS-2351	1,000,000.00	1,000,000.00	505,380.69	178,920.31	154,743.28	160,955.72	
GF19-301-390062: Lapse 12/31/19 CBS-2351	240,000.00	240,000.00	26,022.23	82,262.50		131,715.27	
GF20-301-301367: Lapse 12/31/20 CBS-2351	600,000.00	600,000.00		132,369.15		71,005.59	396,625.26
<b>WAILUKU HEIGHTS EXT COM'ITY ASS</b>							
PV19-329-390863:	5,000.00	5,000.00		5,000.00			
<b>WAR MEMORIAL GYM BLDG IMPRV</b>							
GF18-301-389739: Lapse 12/31/18 CBS-4616	350,000.00	350,000.00	71,150.00	35,100.76	80,449.00	163,300.24	
GF20-301-301370: Lapse 12/31/20 CBS-4616	250,000.00	250,000.00				217,442.00	32,558.00
<b>WAIIEHU GC WWTR IMPR</b>							
GO18-373-378258: Lapse 12/31/17 CBS-3231	50,000.00	49,600.00	16,500.00	20,050.00		13,050.00	
GF20-301-301373: Lapse 12/31/20 CBS-3231	75,000.00	75,000.00		200.00			74,800.00
<b>KEPANIWAI HERITAGE GARDENS</b>							
GF16-301-367106: Lapse 12/31/16 CBS-1143	100,000.00	100,000.00	67,487.00	29,113.00	3,400.00		
GF19-301-390061: Lapse 12/31/19 CBS-1143	330,000.00	330,000.00	1,336.00	321,454.00	4,070.00	3,140.00	
GF20-301-301366: Lapse 12/31/20 CBS-1143	300,000.00	300,000.00		4,532.00		42,164.00	253,304.00
<b>KANAHA BCH PRK MP IMPRVMNT</b>							
GF20-301-301368: Lapse 12/31/20	250,000.00	250,000.00		6,249.99		220,560.01	23,190.00
<b>WM COMPLEX PAVING IMPROVEMENTS</b>							
GF14-301-345311: Lapse 12/31/14 CBS-1209	400,000.00	400,000.00	384,637.48		84.58	15,277.94	
GO18-373-378262: Lapse 12/31/17 CBS-1209	100,000.00	99,960.00	45,028.00	54,932.00			
GO20-374-390259: Lapse 12/31/19 CBS-1209	500,000.00	482,394.00		449,729.00		32,665.00	
GO20-374-301264: Lapse 12/31/20 CBS-1209	2,750,000.00	2,355,400.62		1,157,141.29		1,198,259.33	
<b>WAIKAPU CC EXPANSION</b>							

**County of Maui**  
**Capital Improvement Projects Report (Excluding Department of Water Supply)**  
**As of 6/30/2020**

<b>13-904 Parks and Recreation</b>	<b>Original Appropriation</b>	<b>Alloted To Date</b>	<b>Expenditure Prior Years</b>	<b>Expenditure Current Year</b>	<b>Amount Lapsed</b>	<b>Encumbrance</b>	<b>Allotment Balance</b>
GO18-373-378260: Lapse 12/31/17 CBS-3214	1,000,000.00	17,869.00				17,869.00	
GO18-373-389268: Lapse 12/31/18 CBS-3214	1,488,030.24	1,488,030.24				1,488,030.24	
WAIKAPU CC BBALL CT IMPRV							
GF20-301-301369: Lapse 12/31/20 CBS-2330	175,000.00	175,000.00		23,843.50		129,027.00	22,129.50
WAR MEMORIAL FB STD REHAB							
GF20-301-301371: Lapse 12/31/20 CBS-5539	100,000.00	100,000.00		96,000.00			4,000.00
CENTRAL MAUI REGIONAL PARK							
GF20-301-301372: Lapse 12/31/20 CBS-1214	500,000.00	500,000.00					500,000.00
CM REG'L SPRTS CMLPX MAINT							
GO20-374-301265: Lapse 12/31/20 CBS-3209	1,750,000.00	29,934.00		5,000.00		24,934.00	
WELLS PARK MASTER PLAN IMPL							
GO20-374-390254: Lapse 12/31/19 CBS-4584	150,000.00	149,773.00		123,823.00		25,950.00	
KOKUA POOL IMPROVEMENTS							
GF19-301-390064: Lapse 12/31/19	450,000.00	450,000.00		296,362.70	3,411.80	150,225.50	
ICHIRO MAEHARA BB STD IMPRV							
GF19-301-390065: Lapse 12/31/19	500,000.00	500,000.00		416,950.22	44,515.78	38,534.00	
WAILUKU HEIGHTS PARK							
GF19-301-390862: Lapse 12/31/19 CBS-2351	150,000.00	150,000.00	7,260.00	141,777.50		962.50	
	<b>15,374,030.24</b>	<b>12,195,539.49</b>	<b>2,414,314.96</b>	<b>3,650,447.34</b>	<b>292,674.44</b>	<b>4,531,495.99</b>	<b>1,308,606.76</b>
<b>Kihei-Makena Community Plan Area</b>							
WAIPIULANI PARK IRRIGATION							
GF16-301-367108: Lapse 12/31/16 CBS-2359	800,000.00	800,000.00	533,870.74		239,500.00	26,629.26	
GF17-301-378341: Lapse 12/31/17 CBS-2359	100,000.00	100,000.00	18,758.13		81,137.23	104.64	
GF18-301-389756: Lapse 12/31/18 ORD#4796	81,137.00	81,137.00	29,427.85		44,151.81	7,557.34	
SM COMMUNITY PARK							
GO18-373-378243: Lapse 12/31/17 CBS-1118	650,000.00	544,967.99	155,903.07	155,473.21		233,591.71	
PA19-309-390044: Lapse 12/31/19 CBS-1118	500,000.00	500,000.00		25,857.67		474,142.33	
SOUTH MAUI PARKS SYSTEM							
PA18-309-389732: Lapse 12/31/18 CBS-2345	638,000.00	638,000.00	177,691.84	183,619.28	269,474.63	7,214.25	
GF19-301-390042: Lapse 12/31/19 CBS-2345	195,000.00	195,000.00		76,730.00	99,000.00	19,270.00	
GF20-301-301350: Lapse 12/31/20 CBS-2345	300,000.00	300,000.00		400.00		1,875.01	297,724.99
PA20-309-301352: Lapse 12/31/20 CBS-2345	75,000.00	75,000.00					75,000.00
SM COMMUNITY PARK REC CTR							
GO18-373-378223: Lapse 12/31/17 ORD#4441	20,075,722.00	20,075,722.00	19,027,248.51	1,048,473.49			
PA19-309-390046: Lapse 12/31/19 CBS-5059	900,000.00	900,000.00	95,997.85	697,964.66	12,191.27	93,846.22	
KAMAOLE POINT PAVILIONA							
PA19-309-390045: Lapse 12/31/19 CBS-1205	250,000.00	250,000.00			1,185.00	248,815.00	
PA20-309-301351: Lapse 12/31/20 CBS-1205	250,000.00	250,000.00				223,911.00	26,089.00
KALAMA PARK PLAYGROUND SURF							
GF19-301-390842: Lapse 12/31/19 CBS-2345	150,000.00	150,000.00		150,000.00			

**County of Maui**  
**Capital Improvement Projects Report (Excluding Department of Water Supply)**  
**As of 6/30/2020**

<b>13-904 Parks and Recreation</b>	<b>Original Appropriation</b>	<b>Alloted To Date</b>	<b>Expenditure Prior Years</b>	<b>Expenditure Current Year</b>	<b>Amount Lapsed</b>	<b>Encumbrance</b>	<b>Allotment Balance</b>
	<b>24,964,859.00</b>	<b>24,859,826.99</b>	<b>20,038,897.99</b>	<b>2,338,518.31</b>	<b>746,639.94</b>	<b>1,336,956.76</b>	<b>398,813.99</b>
<b>West Maui Community Plan Area</b>							
<b>WEST MAUI PARKS SYSTEM</b>							
GO18-373-378264: Lapse 12/31/17 CBS-2344	1,915,000.00	1,915,000.00	1,896,079.00	18,921.00			
PA17-309-378365: Lapse 12/31/17 CBS-2344	285,000.00	285,000.00			142,455.68	142,544.32	
PA18-309-389743: Lapse 12/31/18 CBS-2344	950,000.00	950,000.00	449,344.34	27,981.66		472,674.00	
GF19-301-390066: Lapse 12/31/19 CBS-2344	462,000.00	462,000.00	32,752.83	152,487.38		276,759.79	
GO20-374-390255: Lapse 12/31/19 CBS-2344	286,000.00	286,000.00		68,042.00		217,958.00	
GF20-301-301374: Lapse 12/31/20 CBS-2344	500,000.00	500,000.00		480.00		5,077.25	494,442.75
<b>LAUNIUPOKO MASTER PLAN</b>							
PA19-309-390067: Lapse 12/31/19	500,000.00	500,000.00				500,000.00	
<b>MOKUHINIA ECOSYSTEM/RESTORATN</b>							
GO18-373-345266: Lapse 12/31/14 ORD#4095	132,414.26	132,411.37	117,153.94			15,257.43	
GF15-301-356560: Lapse 12/31/15 ORD#4202	50,000.00	50,000.00	47,000.00			3,000.00	
	<b>5,080,414.26</b>	<b>5,080,411.37</b>	<b>2,542,330.11</b>	<b>267,912.04</b>	<b>142,455.68</b>	<b>1,633,270.79</b>	<b>494,442.75</b>
<b>Lanai Community Plan Area</b>							
<b>LANAI PARKS SYSTEM</b>							
GF17-301-378345: Lapse 12/31/17 CBS-2347	25,000.00	25,000.00	6,353.00	13,985.25		4,661.75	
GF18-301-389733: Lapse 12/31/18 CBS-2347	126,000.00	126,000.00	24,292.49	10,109.60	91,597.91		
GF19-301-390047: Lapse 12/31/19 CBS-2347	350,000.00	350,000.00		68,884.90	158,784.00	122,331.10	
GO20-374-301233: Lapse 12/31/20 CBS-2347	533,700.00	533,700.00				533,700.00	
GF20-301-301353: Lapse 12/31/20 CBS-2347	495,000.00	495,000.00				495,000.00	
PA20-309-301354: Lapse 12/31/20 CBS-2347	95,000.00	95,000.00				95,000.00	
<b>LANAI PARKS MAINTENANCE BLDG</b>							
GF19-301-390048: Lapse 12/31/19 CBS-4580					(60.00)		60.00
GO20-374-390251: Lapse 12/31/19 CBS-4580	1,200,000.00	917,587.00	1,533.00	913,710.84		2,343.16	
<b>LANAI YOUTH CTR/SKATE PRK</b>							
GO20-374-301255: Lapse 12/31/20 CBS-2347	3,500,000.00						
<b>LANAI COM'Y CTR COMM KITCHEN</b>							
GF18-301-389734: Lapse 12/31/18 CBS-4626	250,000.00	250,000.00		53,299.50	183,949.00	12,751.50	
GO20-374-390252: Lapse 12/31/19 CBS-4626	900,000.00	794,978.00		173,446.85		621,531.15	
	<b>7,474,700.00</b>	<b>3,587,265.00</b>	<b>32,178.49</b>	<b>1,233,436.94</b>	<b>434,270.91</b>	<b>1,887,318.66</b>	<b>60.00</b>
<b>Molokai Community Plan Area</b>							
<b>MOLOKAI PARKS SYSTEM</b>							
GF16-301-367112: Lapse 12/31/16 CBS-2346	273,750.00	273,750.00	230,056.69	6,943.69	36,749.62		
GF19-301-390056: Lapse 12/31/19 CBS-2346	635,000.00	635,000.00	135,573.55	189,558.73	92,967.72	216,900.00	
GF20-301-301360: Lapse 12/31/20 CBS-2346	275,000.00	275,000.00		63,732.00		17,768.00	193,500.00
	<b>1,183,750.00</b>	<b>1,183,750.00</b>	<b>365,630.24</b>	<b>260,234.42</b>	<b>129,717.34</b>	<b>234,668.00</b>	<b>193,500.00</b>

Countywide

**County of Maui**  
**Capital Improvement Projects Report (Excluding Department of Water Supply)**  
**As of 6/30/2020**

<b>13-904 Parks and Recreation</b>	<b>Original Appropriation</b>	<b>Alloted To Date</b>	<b>Expenditure Prior Years</b>	<b>Expenditure Current Year</b>	<b>Amount Lapsed</b>	<b>Encumbrance</b>	<b>Allotment Balance</b>
CW PARK RESTROOM FAC IMPR							
GF15-301-356C24: Lapse 12/31/15 CBS-2362	500,000.00	500,000.00	422,644.94	7,451.00	43,547.22	26,356.84	
CW LIGHT ORDINANCE COMPL							
GF18-301-389C28: Lapse 12/31/18 CBS-4613	500,000.00	500,000.00	175,958.00	49,608.00	150,920.00	123,514.00	
GF19-301-390C39: Lapse 12/31/19 CBS#4613	600,000.00	600,000.00		31,083.45		568,916.55	
GF20-301-301C43: Lapse 12/31/20 CBS-1117	2,500,000.00	2,500,000.00		18,838.17		698,443.36	1,782,718.47
CW PARKS ADA IMPROVEMENTS							
GF18-301-389C29: Lapse 12/31/18 CBS-1117	300,000.00	300,000.00	190,066.37		109,933.63		
GF19-301-390C37: Lapse 12/31/19 CBS#1117	300,000.00	300,000.00				300,000.00	
GF20-301-301C41: Lapse 12/31/20 CBS-1117	500,000.00	500,000.00		28,782.22		92,572.00	378,645.78
CW PARK PLAYGROUND IMPRVMT							
GF17-301-378C32: Lapse 12/31/17 CBS-3232	770,000.00	770,000.00	668,647.00	49,854.00	51,499.00		
PA17-309-378C36: Lapse 12/31/17 CBS-3232	115,000.00	115,000.00		115,000.00			
GF19-301-390C38: Lapse 12/31/19 CBS#3232	1,000,000.00	1,000,000.00		646,076.91	33,525.24	320,397.85	
GF20-301-301C42: Lapse 12/31/20 CBS-1117	500,000.00	500,000.00					500,000.00
LARGE CAPACITY CESSPOOL							
GO18-373-367252: Lapse 12/31/16 CBS-1114	550,000.00	242,364.00	224,144.15			18,219.85	
CW BUILDING MAINT REPAIRE BSY							
GF19-301-390C40: Lapse 12/31/19 CBS#2742	225,000.00	225,000.00	27,251.25	151,080.60		46,668.15	
CW PARKS FACILITIES							
GF20-301-301C44: Lapse 12/31/20 CBS-1117	275,000.00	275,000.00		127,852.00		141,871.02	5,276.98
MOLOKAI ATHLETIC COMPLEX							
SH16-323-369511:	400,000.00	400,000.00				399,980.00	20.00
	<b>9,035,000.00</b>	<b>8,727,364.00</b>	<b>1,708,711.71</b>	<b>1,225,626.35</b>	<b>389,425.09</b>	<b>2,736,939.62</b>	<b>2,666,661.23</b>
<b>TOTAL Parks and Recreation</b>	<b>78,525,776.50</b>	<b>66,787,725.97</b>	<b>30,678,585.41</b>	<b>12,880,669.10</b>	<b>2,286,756.14</b>	<b>13,999,298.76</b>	<b>6,942,416.56</b>



**County of Maui**  
**Capital Improvement Projects Report (Excluding Department of Water Supply)**  
**As of 6/30/2020**

<b>13-907 Roads</b>	<b>Original Appropriation</b>	<b>Alloted To Date</b>	<b>Expenditure Prior Years</b>	<b>Expenditure Current Year</b>	<b>Amount Lapsed</b>	<b>Encumbrance</b>	<b>Allotment Balance</b>
<b>Hana Community Plan Area</b>							
HANA DISTRICT RD RESURFACING							
HY01-302-317003: Lapse 12/31/01	650,000.00	643,184.00	487,233.62	4,233.11	147,509.31	4,207.96	
KALEPA ROCKFALL REPAIRS							
HY19-302-390083: Lapse 12/31/19 CBS-2779	150,000.00	150,000.00		23,308.09		126,691.91	
HY20-302-301392: Lapse 12/31/20 CBS-2779	350,000.00	350,000.00		150.00		200,500.24	149,349.76
KOUKOUAI BRIDGE REHAB							
GO18-373-378279: Lapse 12/31/17 CBS-1046	600,000.00	400,676.00	186,217.30	94,588.64	167,324.00	119,870.06	(167,324.00)
GO20-374-301291: Lapse 12/31/20 CBS-1046	2,000,000.00	472.41		472.41			
KALEPA REVETMENT/SEAWALL REP							
GO20-374-390281: Lapse 12/31/19 CBS-3183	500,000.00	461,872.00		48,760.50		413,111.50	
ROCKFALL/EMBKMNT ASSESSMNT							
HY17-302-378381: Lapse 12/31/17 CBS-3176	350,000.00	350,000.00	51,000.48	8,105.76	290,893.76		
MAKA'AKAE RD RESURFACING							
GO20-374-390282: Lapse 12/31/19	550,000.00	494,159.58		179.58		493,980.00	
KEANAE RD SAFETY IMPRV							
GO18-373-389254: Lapse 12/31/18 CBS-2769	1,000,000.00	1,000,000.00	20,427.00	979,573.00			
GO20-374-389274: Lapse 12/31/18 CBS-2769			1,000.00	(1,000.00)			
SH19-323-390022:	2,000,000.00	2,000,000.00				2,000,000.00	
	<b>8,150,000.00</b>	<b>5,850,363.99</b>	<b>745,878.40</b>	<b>1,158,371.09</b>	<b>605,727.07</b>	<b>3,358,361.67</b>	<b>(17,974.24)</b>
<b>Pala-Haiku Community Plan Area</b>							
NORTH SHORE GREENWAY							
GO18-373-367235: Lapse 12/31/16 CBS-1942	350,000.00	12,739.78	8,562.78	4,177.00			
GO18-373-389260: Lapse 12/31/18 CBS-1942	164,505.04	164,505.04	180.00	100,036.02	64,289.02		
GO20-374-389276: Lapse 12/31/18 CBS-1942	185,494.96	185,494.96	138,870.42	41,975.89		4,648.65	()
KAUPAKALUA PVE MNT RECONST							
HY17-302-378393: Lapse 12/31/17 CBS-1066	550,000.00	550,000.00	478,231.42	28,260.00	19,748.58	23,760.00	()
GO18-373-389259: Lapse 12/31/18 CBS-1066	1,549,531.44	1,549,531.44	30,199.16	994,077.77	316.62	524,937.89	
GO20-374-389275: Lapse 12/31/18 CBS-1066	850,468.56	81,466.98	80,749.21	317.78		400.00	(.01)
GO20-374-301279: Lapse 12/31/20 CBS-1066	2,247,000.00	731,166.33		41,938.00		689,228.33	
HAIKU RD GUARDRAIL/SHLDR IMPR							
HY19-302-390092: Lapse 12/31/19 CBS-4597	300,000.00	300,000.00		128,065.62	27,780.00	144,154.38	
HY20-302-301400: Lapse 12/31/20 CBS-4597	200,000.00	200,000.00				200,000.00	
N SHORE GREENWAY PHASE 4							
DOT18-325-389025: #STP-STP-0900(0 89)	1,407,904.00	1,574,135.60	479,556.79	1,026,453.20		61,199.26	6,926.35
	<b>7,804,904.00</b>	<b>5,349,040.13</b>	<b>1,216,349.78</b>	<b>2,365,301.28</b>	<b>112,134.22</b>	<b>1,648,328.51</b>	<b>6,926.34</b>
<b>Makawao-Pukalani-Kula Community Plan Area</b>							
OLD HAL HWY DW (MAK AVE-PUK ST							
HY19-302-390089: Lapse 12/31/19 CBS-3187	1,000,000.00	1,000,000.00	22,500.00	188,111.20	709,375.00	80,013.80	

**County of Maui**  
**Capital Improvement Projects Report (Excluding Department of Water Supply)**  
**As of 6/30/2020**

<b>13-907 Roads</b>	<b>Original Appropriation</b>	<b>Alloted To Date</b>	<b>Expenditure Prior Years</b>	<b>Expenditure Current Year</b>	<b>Amount Lapsed</b>	<b>Encumbrance</b>	<b>Allotment Balance</b>
PUKALANI TERRACE SDV PAVE RECO							
HY19-302-390088: Lapse 12/31/19 CBS-3194	1,000,000.00	1,000,000.00	15,689.48	1,451.27	157.00	982,702.25	
GO20-374-301297: Lapse 12/31/20 CBS-3194	2,000,000.00	7,287.15		7,287.15			
IOLANI/LOHA/MAKANI RD PVMNT RH							
GO20-374-301298: Lapse 12/31/20 CBS-5511	400,000.00	400,000.00		400,000.00			
KOKOMO RD PAVEMENT RECON							
GO18-373-356223: Lapse 12/31/15 CBS-2295	46,387.51	45,549.81				45,549.81	
GRDRAIL/SHLDR IMPRV VAR LOC							
HY20-302-301394: Lapse 12/31/20 CBS-2774	266,000.00	266,000.00		1,796.76			264,203.24
MAK/MAKANI ROAD IMPROVEMENTS							
HY06-302-367010: Lapse 12/31/06	600,000.00	600,000.00	287,595.59	121,146.00		191,258.41	
O HALEA HWY TRAFFIC SIG'L UPGR							
HY20-302-301390: Lapse 12/31/20 CBS-2771	200,000.00	200,000.00		474.81			199,525.19
HALEAKALA HWY INTERSECT IMPR							
GO18-373-345274: Lapse 12/31/14 ORD#4095	1,218,491.00	37,271.00	14,310.00	20,961.00		2,000.00	
SH14-323-345410:	2,000,000.00	1,250,000.00				525,208.87	724,791.13
HY16-302-367118: Lapse 12/31/16 CBS-1979	500,000.00	500,000.00		500,000.00			
KOKOMO/MAK AVE PAVEMNT RECONST							
GOLAPS-350-378389: Lapse 12/31/17 CBS-2765	2,400,000.00	2,400,000.00	1,281,193.14	243,713.28	874,319.94	773.64	( )
KOKOMO RD/MAK AVE PVMNT PH2							
DOT17-325-376740: #STP-STP-0900(0 86)	7,240,600.00	4,829,244.96	3,745,247.31	1,007,360.83		7,698.83	68,937.99
BALDWIN AVE RESURFACING							
DOT14-325-345403: #STP-STP-0390(0 01)	2,261,738.00	2,261,738.00	2,259,236.17			2,501.27	.56
BALDWIN AVE RESURF PH2							
GO18-373-367238: Lapse 12/31/16 CBS-1889	3,361,250.00	1,299,353.17	1,220,755.59	4,881.31	73,716.27		
KAUPAKALUA RD PAVEMENT RECONS							
DOT18-325-389020: #STP-STP-0365(0 10)	4,600,000.00	4,212,290.64	84,151.16	3,103,718.82		1,021,534.16	2,886.50
	<b>29,094,466.51</b>	<b>20,308,734.73</b>	<b>8,930,678.44</b>	<b>5,600,902.43</b>	<b>1,657,568.21</b>	<b>2,859,241.04</b>	<b>1,260,344.61</b>
<b>Wailuku-Kahului Community Plan Area</b>							
CENTRAL MAUI BIKE/PEDESTRIAN							
BY16-304-367129: Lapse 12/31/16 CBS-2782	150,000.00	150,000.00	147,857.13	833.00	1,309.87		
KAM AVE @ MAUI LANI PRK INTER							
HY19-302-390099: Lapse 12/31/19 CBS-2787	610,000.00	610,000.00				610,000.00	
GO20-374-390299: Lapse 12/31/19 CBS-2787	2,865,000.00	2,863,683.45	9,984.41	58,997.20		2,794,701.84	
KAHAKULOA STREAM BRIDGE							
GO18-373-356244: Lapse 12/31/15 CBS-1060	700,000.00	499,859.41	437,374.21	55,387.20	7,098.00		
ONEHEE/KEA PAVEMNT REHAB							
GO18-373-378207: Lapse 12/31/17 CBS-2768	200,000.00	200,000.00	178,422.34	14,775.00	6,802.66		
C MAUI SIGNAL UPGRADE							
HY17-302-378402: Lapse 12/31/17 CBS-1945	270,000.00	270,000.00	37,660.00	110,940.00	21,200.00	100,200.00	

**County of Maui**  
**Capital Improvement Projects Report (Excluding Department of Water Supply)**  
**As of 6/30/2020**

<b>13-907 Roads</b>	<b>Original Appropriation</b>	<b>Alloted To Date</b>	<b>Expenditure Prior Years</b>	<b>Expenditure Current Year</b>	<b>Amount Lapsed</b>	<b>Encumbrance</b>	<b>Allotment Balance</b>
WAKEA/KAMEHA INTERSEC IMPRV							
HY17-302-378404: Lapse 12/31/17 CBS-1916	240,000.00	240,000.00	159,016.36	59,214.50	21,769.14		
GO20-374-301269: Lapse 12/31/20 CBS-1916	250,000.00						
WAIALE RD SHOULDER IMPROVEMENT							
GO14-371-345248: Lapse 12/31/14 CBS-1919	114,900.00	114,900.00	52,540.00	62,360.00			
PAPA AVE PAVEMENT REHABILITATI							
DOT14-325-347520: #STP-STP-3910(0 01)	6,625,000.00	6,785,780.42	6,751,176.98				34,603.44
WAIALE RD IMP AT WAIINU ROAD							
HY19-302-390100: Lapse 12/31/19 CBS-1018	300,000.00	300,000.00				300,000.00	
GO20-374-390298: Lapse 12/31/19 CBS-1919	150,000.00	150,000.00		10,255.00		139,745.00	
GO20-374-301208: Lapse 12/31/20 CBS-1919	600,000.00						
HY20-302-301410: Lapse 12/31/20 CBS-1018	100,000.00	100,000.00				94,616.00	5,384.00
WAKEA AVE/WELLS ST PAVEMENT RE							
DOT14-325-345401: #STP-STP-0900(0 82)	2,500,000.00	2,433,726.30	2,374,196.28	600.00			58,930.02
WAKEA PVMNT KAAHUMANU/PUUNENE							
HY13-302-331124: Lapse 12/31/13 CBS-1028	800,000.00	800,000.00	691,204.86	61,692.67	47,102.47		
WAKEA AVE PAVEMENT REHAB							
DOT13-325-337515: #STP-STP-3920 (006)	3,275,685.65	3,267,572.54	2,214,779.41	363,865.12			688,928.01
C MAUI SUB-AREA TRANS STUDY							
GF20-301-301413: Lapse 12/31/20 CBS-5538	100,000.00	100,000.00					100,000.00
HANSEN RD PAVEMENT RECONS							
DOT15-325-356700: #STP-STP-3600(0 01)	3,500,000.00	3,919,875.20	3,827,052.65				92,822.55
ONEHEE AVENUE IMPRVMNT							
HY20-302-301411: Lapse 12/31/20 CBS-5499	100,000.00	100,000.00		100,000.00			
GF20-301-301412: Lapse 12/31/20 CBS-5499	100,000.00	100,000.00		38,283.00		61,717.00	
KAMEHAMEHA AVE PAVEMENT REHAB							
DOT13-325-337504: #STP-STP-0900 (079)	3,727,251.98	3,717,059.29	2,632,552.39	207,323.78		198,799.13	678,383.99
PAVEMENT REHAB S MAUI ROADS							
DOT18-325-389800: #STP-STP-0900(0 90)	5,448,985.87	4,138,107.74	2,862,942.76	939,277.49		36,152.98	299,734.51
PAPA AVE COMPLETE STREETS IMPR							
HY19-302-390101: Lapse 12/31/19 CBS-5024	150,000.00	150,000.00		129,090.64		20,909.36	
LONO AVENUE EXTENSION							
HY19-302-390102: Lapse 12/31/19 CBS-5054	300,000.00	300,000.00		135,875.50	5,950.00	158,174.50	
	<b>33,176,823.50</b>	<b>31,310,564.35</b>	<b>22,376,759.78</b>	<b>2,348,770.10</b>	<b>111,232.14</b>	<b>4,515,015.81</b>	<b>1,958,786.52</b>
<b>Kihel-Makena Community Plan Area</b>							
S.KIHEI RD DW IMPR (PIIKEA-KU)							
HY19-302-390086: Lapse 12/31/19	200,000.00	200,000.00	23,134.00	49,989.00		126,877.00	
GO20-374-301294: Lapse 12/31/20 CBS-5485	1,900,000.00						
NORTH SO COLLECTOR RD/NAMAUI							
HY14-302-345331: Lapse 12/31/14 CBS-1926	250,000.00	250,000.00	197,628.60	23,875.18		28,496.22	

**County of Maui**  
**Capital Improvement Projects Report (Excluding Department of Water Supply)**  
**As of 6/30/2020**

<b>13-907 Roads</b>	<b>Original Appropriation</b>	<b>Alloted To Date</b>	<b>Expenditure Prior Years</b>	<b>Expenditure Current Year</b>	<b>Amount Lapsed</b>	<b>Encumbrance</b>	<b>Allotment Balance</b>
OHUKAI RD SDWLK IMPRV GO20-374-301295: Lapse 12/31/20 CBS-5492	600,000.00						
KIHEI BIKEWAY PHASE 2 PV16-329-367579:	46,531.00	46,531.00	727.87			45,803.13	
SO KIHEI RD PAVEMENT REHAB DOT14-325-345400: #STP-STP-3100(0 13)	2,600,000.00	1,269,958.75	1,261,865.99				8,092.76
NORTH SO COLLECTOR RD PV16-329-367577:	246,378.00	246,378.00	219,351.02	27,026.98			
GO20-374-390285: Lapse 12/31/19 CBS-2309	500,000.00		478,866.00			478,866.00	
GO20-374-301293: Lapse 12/31/20 CBS-2309	1,000,000.00		970,740.00			970,740.00	
S MAUI PAVEMENT REHAB GO18-373-389267: Lapse 12/31/18 CBS-2764	939,299.21	939,299.21	664,717.35	274,581.86			
GO20-374-389279: Lapse 12/31/18 CBS-2764	913,416.79	396,800.00	363,635.13	33,164.87			
S MAUI REGIONAL TRAFFIC HY16-302-367184: Lapse 12/31/16 ORD#4284	340,000.00	340,000.00	256,656.75	81,932.56	832.00	578.69	
SO MAUI TRAFFIC MASTER PLAN DOT16-325-369503: #STP-SPR-0010(0 36)		342,000.00	211,580.35	67,444.25		62,975.40	
ILIMA AVE SW IMPRV (3RD-7TH) HY19-302-390087: Lapse 12/31/19	280,000.00	280,000.00		30,279.02	249,720.98		
S KIHEI RD PAVEMENT REHAB HY20-302-301396: Lapse 12/31/20 CBS-5515	250,000.00	250,000.00		250,000.00			
	<b>10,065,625.00</b>	<b>6,010,572.96</b>	<b>3,199,297.06</b>	<b>838,293.72</b>	<b>250,552.98</b>	<b>1,714,336.44</b>	<b>8,092.76</b>
<b>West Maui Community Plan Area</b>							
WM ROADWAY IMPRV SVO GRANT PV16-329-367575:	1,700,000.00	1,700,000.00					1,700,000.00
WM ROADWAY IMPRV MTV GRANT PV15-329-356575:	715,000.00	715,000.00	89,360.00			84,540.00	541,100.00
FRONT STREET IMPROVEMENTS GO20-374-390266: Lapse 12/31/19 CBS-1946	1,351,580.00	1,351,580.00	64,324.79	624,436.92		662,818.29	
PAPALAU ST TRAFFIC SIGNAL GO20-374-301254: Lapse 12/31/20 CBS-2308	632,000.00						
WM GREENWAY PILOT PRJ BY17-304-378406: Lapse 12/31/17 CBS-3240	300,000.00	300,000.00	122,927.40	30,916.98		146,155.62	
NAPILI 4/5 CULVERT L HONOAPI GO20-374-301256: Lapse 12/31/20 CBS-2315	3,910,000.00	2,561,205.58		612,716.26		1,948,489.32	
WEST MAUI DRAINLINE ASSESSMENT GO20-374-301257: Lapse 12/31/20 CBS-5514	500,000.00	500,000.00		418,326.49		81,673.51	
L HONOAPIILANI RD EROSION GO20-374-301258: Lapse 12/31/20 CBS-5509	600,000.00	318,200.00		30,570.00		287,630.00	
KAHANA NUI BRIDGE REPLCMNT							

**County of Maui**  
**Capital Improvement Projects Report (Excluding Department of Water Supply)**  
**As of 6/30/2020**

<b>13-907 Roads</b>	<b>Original Appropriation</b>	<b>Allotted To Date</b>	<b>Expenditure Prior Years</b>	<b>Expenditure Current Year</b>	<b>Amount Lapsed</b>	<b>Encumbrance</b>	<b>Allotment Balance</b>
GO20-374-301285: Lapse 12/31/20 CBS-1040	1,076,000.00	1,747.02		1,747.02			
	<b>10,784,580.00</b>	<b>7,447,732.60</b>	<b>276,612.19</b>	<b>1,718,713.67</b>	<b>0.00</b>	<b>3,211,306.74</b>	<b>2,241,100.00</b>
<b>Countywide</b>							
<b>CW BIKEWAY IMPROVEMENTS</b>							
BY13-304-331138: Lapse 12/31/13 CBS-1036	300,000.00	300,000.00	259,571.68	40,428.32			
BY14-304-345337: Lapse 12/31/14 CBS-1036	300,000.00	300,000.00	149,058.05		147,941.95	3,000.00	
BY16-304-367C31: Lapse 12/31/16 CBS-1036	150,000.00	150,000.00	56,021.21			93,978.79	
BY18-304-389C49: Lapse 12/31/18 CBS-1036	97,276.00	97,276.00	14,813.16		6,329.84	76,133.00	( )
BY19-304-390C73: Lapse 12/31/19 CBS#1036	140,000.00	140,000.00	30,577.13	81,084.30	10,669.03	17,669.54	
BY20-304-301C80: Lapse 12/31/20 CBS-1036	387,208.00	387,208.00		99,229.89		98,720.20	189,257.91
<b>CW SIDEWALK IMPROVEMENTS</b>							
HY13-302-331133: Lapse 12/31/13 CBS-1037	500,000.00	500,000.00	435,255.16	11,400.00	45,328.87	8,015.97	
HY16-302-367C26: Lapse 12/31/16 CBS-1037	400,000.00	400,000.00	366,567.01		33,432.99		
HY17-302-378C76: Lapse 12/31/17 CBS-1037	500,000.00	500,000.00	272,401.56		4,619.23	222,979.21	
HY19-302-390C78: Lapse 12/31/19 CBS#1037	490,000.00	490,000.00	156,202.94	234,923.35	18,724.02	80,149.69	
HY20-302-301C85: Lapse 12/31/20 CBS-1037	745,000.00	745,000.00		24,560.00		199,120.00	521,320.00
<b>CW BRIDGE IMPROVEMENTS</b>							
HY14-302-345332: Lapse 12/31/14 CBS-1031	295,000.00	295,000.00	150,402.76		418.70	144,178.54	( )
HY16-302-367C22: Lapse 12/31/16 CBS-1031	370,000.00	370,000.00	213,743.50		122,129.50	34,127.00	
GO18-373-378C72: Lapse 12/31/17 CBS-1031	370,000.00	370,000.00	290,355.08		79,644.92		( )
HY19-302-390C76: Lapse 12/31/19 CBS#1031	220,000.00	220,000.00	2,048.59	174,688.64	1,887.77	41,375.00	
HY20-302-301C83: Lapse 12/31/20 CBS-1031	600,000.00	600,000.00		103,836.35		248,950.48	247,213.17
<b>PAIA SCHOOL SAFE ROUTES TO SCH</b>							
DOT19-325-390095: #STP-SRS-0900(0 91)	1,226,784.55	1,226,784.55	926,580.52	87,810.48		54,204.09	158,189.46
<b>CW SAFETY IMPROVEMNTS</b>							
HY07-302-377033: Lapse 12/31/07	600,000.00	600,000.00	558,025.48	600.00	41,374.52		( )
HY13-302-331132: Lapse 12/31/13 CBS-1024	600,000.00	600,000.00	539,631.43	10,810.04	22,959.77	26,598.76	
HY16-302-367C25: Lapse 12/31/16 CBS-1024	390,000.00	390,000.00	309,429.34	25,208.86	55,361.80		
HY17-302-378C75: Lapse 12/31/17 CBS-1024	600,000.00	600,000.00	345,175.13	148,781.08	104,824.87	1,218.92	
HY18-302-389C51: Lapse 12/31/18 CBS-1024	500,000.00	500,000.00	195,731.53	117,818.76	7,365.86	179,083.85	
HY19-302-390C75: Lapse 12/31/19 CBS#1024	850,000.00	850,000.00	228,914.72	308,454.34	9,451.27	303,179.67	
HY20-302-301C82: Lapse 12/31/20 CBS-1024	1,060,000.00	1,060,000.00		16,220.00		280,623.63	763,156.37
GF20-301-301C88: Lapse 12/31/20 CBS-1024	75,000.00	75,000.00		54,568.32		6,573.39	13,858.29
<b>ASSESSMENT-COM COASTAL ROADS</b>							
HY20-302-301387: Lapse 12/31/20	140,000.00	140,000.00		131,817.00			8,183.00
<b>SURVEYING-MOLOKAI&amp;LANAI ROADS</b>							
HY20-302-301386: Lapse 12/31/20	100,000.00	100,000.00		92,267.00		7,733.00	
<b>CW PAVEMENT PRESERVATION</b>							
HY17-302-378C73: Lapse 12/31/17 CBS-1034	500,000.00	500,000.00	250,044.02	114,545.00	135,410.98		
<b>CW ROAD RESURFACING</b>							
HY12-302-327032: Lapse 12/31/12 CBS-1023	5,436,736.00	5,436,736.00	5,137,057.67		188,399.03	111,279.30	
HY14-302-345333: Lapse 12/31/14 CBS-1023	5,546,744.00	5,546,744.00	5,404,729.31		56,526.05	85,488.64	

**County of Maui**  
**Capital Improvement Projects Report (Excluding Department of Water Supply)**  
**As of 6/30/2020**

<b>13-907 Roads</b>	<b>Original Appropriation</b>	<b>Alloted To Date</b>	<b>Expenditure Prior Years</b>	<b>Expenditure Current Year</b>	<b>Amount Lapsed</b>	<b>Encumbrance</b>	<b>Allotment Balance</b>
HY15-302-356C33: Lapse 12/31/15 CBS-1023	4,943,698.00	4,943,698.00	4,371,979.12		571,718.88		
HY16-302-367C24: Lapse 12/31/16 CBS-1023	5,718,028.00	5,718,028.00	4,895,245.00	118,938.15	654,487.75	38,660.14	10,696.96
HY17-302-378C74: Lapse 12/31/17 CBS-1023	5,634,267.00	5,634,267.00	4,420,945.55	321,459.83	311,852.08	580,009.54	
HY18-302-389C50: Lapse 12/31/18 CBS-1023	5,238,541.00	5,238,541.00	3,400,640.31	909,803.23	219,663.33	708,434.13	
HY19-302-390C74: Lapse 12/31/19 CBS#1023	6,266,792.00	6,266,792.00	1,234,843.47	2,986,474.15	33,011.55	2,012,462.83	
HY20-302-301C81: Lapse 12/31/20 CBS-1023	5,676,267.00	5,676,267.00		967,440.69		1,099,245.68	3,609,580.63
<b>CW TRAFFIC CALMING PRG</b>							
HY17-302-378C77: Lapse 12/31/17 CBS-1035	200,000.00	200,000.00	188,668.10	1,448.86	3,551.08	6,331.96	()
HY19-302-390C77: Lapse 12/31/19 CBS#1035	350,000.00	350,000.00	127.20	279,451.14	72.80	70,348.86	
HY20-302-301C84: Lapse 12/31/20 CBS-1035	500,000.00	500,000.00		292.33		134,473.57	365,234.10
<b>KEA ST PAVEMENT RECONSTRUCTION</b>							
DOT19-325-390710: #STP-STP-0900(0 93)	1,848,134.52	1,848,134.52		1,337,049.15		499,395.14	11,690.23
<b>GUARDRAIL/SHLDR IMPR AT VAR LO</b>							
HY19-302-390C79: Lapse 12/31/19 CBS#2774	200,000.00	200,000.00			200,000.00		
<b>KAMALII ELEM SCH SAFE ROUTES</b>							
DOT13-325-337507: #STP-SRS-1500(6 0)	460,000.00	381,992.26	377,825.01	4,167.25			
<b>KAUPAKALUA RD PVMNT RECON PH-2</b>							
DOT19-325-390720: #STP-STP-0365(0 11)	5,850,521.72	4,642,153.77		346.18		4,575,090.24	66,717.35
<b>CW FEDERAL AID PROGRAM</b>							
GO20-374-390C72: Lapse 12/31/19 CBS#5022	2,000,000.00	1,996,104.89	52,078.11	580,998.44		1,363,028.34	
<b>SAFE ROUTES TO SCH PRG</b>							
SH17-323-379510:	150,000.00	92,955.73	92,923.30	32.43			()
SH18-323-389510:	225,000.00	92,955.73					92,955.73
SH19-323-399510:	275,000.00	97,584.27					97,584.27
SH19-323-399515:		3,000,000.00				1,962,628.00	1,037,372.00
SH20-323-301510:	275,000.00	166,780.38					166,780.38
	<b>69,300,997.79</b>	<b>70,536,003.10</b>	<b>35,327,612.15</b>	<b>9,386,953.56</b>	<b>3,087,158.44</b>	<b>15,374,489.10</b>	<b>7,359,789.85</b>
<b>TOTAL Roads</b>	<b>168,377,396.80</b>	<b>146,813,011.86</b>	<b>72,073,187.80</b>	<b>23,417,305.85</b>	<b>5,824,373.06</b>	<b>32,681,079.31</b>	<b>12,817,065.84</b>

**County of Maui**  
**Capital Improvement Projects Report (Excluding Department of Water Supply)**  
**As of 6/30/2020**

<b>13-908 Solid Waste Facilities</b>	<b>Original Appropriation</b>	<b>Alloted To Date</b>	<b>Expenditure Prior Years</b>	<b>Expenditure Current Year</b>	<b>Amount Lapsed</b>	<b>Encumbrance</b>	<b>Allotment Balance</b>
<b>Hana Community Plan Area</b>							
HANA LF MAKAI BERM WASTE RMVL							
SW18-305-389704: Lapse 12/31/18 CBS-1908	2,000,000.00	2,000,000.00	1,997,104.28	2,520.00		375.72	
GO20-374-390208: Lapse 12/31/19 CBS-1908	1,000,000.00	598,265.25	417,926.93	180,338.32			
HANA LF OFFICE TRAILER/PV EXP							
GO20-374-301205: Lapse 12/31/20 CBS-5504	25,000.00						
	<b>3,025,000.00</b>	<b>2,598,265.25</b>	<b>2,415,031.21</b>	<b>182,858.32</b>	<b>0.00</b>	<b>375.72</b>	<b>0.00</b>
<b>Waialuku-Kahului Community Plan Area</b>							
CML SYS CTRL/DATA ACQUISTN							
SW17-305-378315: Lapse 12/31/17 CBS-1901	80,000.00	80,000.00	62,386.63		169.17	17,444.20	
SW19-305-390024: Lapse 12/31/19 CBS-3181	300,000.00	300,000.00		37,353.09	30,160.00	232,486.91	
LEACHATE COLL/RECOV/ELEC DS UP							
SW18-305-389712: Lapse 12/31/18 CBS-3175	250,000.00	250,000.00	233,833.02	16,166.98			
SW19-305-390023: Lapse 12/31/19 CBS-3175	500,000.00	500,000.00	433,051.33	66,948.67			
WAIKAPU LF SITE RESTORATN							
SW18-305-389713: Lapse 12/31/18 CBS-2724	860,000.00	860,000.00	822,208.81	15,022.77	12.72	22,755.70	
CML PH VB EXT LEACHATE RECIRC							
GO20-374-301216: Lapse 12/31/20 CBS-5495	650,000.00						
CENTRAL MAUI LF EXPANSION							
GO20-374-301214: Lapse 12/31/20 CBS-5019	12,500,000.00	182,865.00				182,865.00	
CML PHASE V-B EXTENSION							
SH/LN-341-389714: Lapse 12/31/18 CBS-1095	3,625,000.00	3,625,000.00	3,618,243.45			6,756.55	
CML LAND PURCHASE							
GO20-374-390221: Lapse 12/31/19 CBS-3567	250,000.00	250,000.00	963.54	484.37		248,552.09	
GO20-374-301215: Lapse 12/31/20 CBS-3567	2,000,000.00						
CML PHASE III							
GO20-374-390222: Lapse 12/31/19 CBS-5019	250,000.00	250,000.00	204,806.00	45,185.80		8.20	
CML EXT PRIMARY LITTER SCR/DRN							
GO20-374-301217: Lapse 12/31/20 CBS-5494	500,000.00						
CML STORAGE FAC/INFRASTRUCTURE							
GO20-374-301218: Lapse 12/31/20 CBS-3577	300,000.00						
CML CUSTOMER DROP-OFF AREA							
GO20-374-301219: Lapse 12/31/20 CBS-5493	67,000.00						
SW20-305-301321: Lapse 12/31/20 CBS-5493	33,000.00	33,000.00				29,294.00	3,706.00
CML ENTRANCE FAC TRAFFIC IMPR							
GO20-374-301220: Lapse 12/31/20 CBS-5502	50,000.00	50,000.00				50,000.00	
	<b>22,215,000.00</b>	<b>6,380,865.00</b>	<b>5,375,492.78</b>	<b>181,161.68</b>	<b>30,341.89</b>	<b>790,162.65</b>	<b>3,706.00</b>
<b>West Maui Community Plan Area</b>							
OLOWALU LF SITE RESTORATION							

**County of Maui**  
**Capital Improvement Projects Report (Excluding Department of Water Supply)**  
**As of 6/30/2020**

<b>13-908 Solid Waste Facilities</b>	<b>Original Appropriation</b>	<b>Alloted To Date</b>	<b>Expenditure Prior Years</b>	<b>Expenditure Current Year</b>	<b>Amount Lapsed</b>	<b>Encumbrance</b>	<b>Allotment Balance</b>
SW18-305-389717: Lapse 12/31/18 CBS-2725	950,000.00	950,000.00	850,340.31		40.72	99,618.97	
<b>Molokai Community Plan Area</b>							
KALAMAULA LF SITE RESTORATION							
SW18-305-389708: Lapse 12/31/18 CBS-2727	230,000.00	230,000.00	117,151.00		1,429.00	111,420.00	
MOLOKAI LF PHASE V							
SW19-305-390016: Lapse 12/31/19 CBS-4606	300,000.00	300,000.00	172,921.75	93,225.46	205.00	33,647.79	
MOLOKAI LF-ENVTL ASSESSMNT							
SW17-305-378313: Lapse 12/31/17 CBS-3184	160,000.00	160,000.00	150,910.00			9,090.00	
MOLOKAI LF SCALEHSE RPCMNT/TRA							
SW20-305-301310: Lapse 12/31/20 CBS-5497	200,000.00	200,000.00					200,000.00
	<b>890,000.00</b>	<b>890,000.00</b>	<b>440,982.75</b>	<b>93,225.46</b>	<b>1,634.00</b>	<b>154,157.79</b>	<b>200,000.00</b>
<b>Countywide</b>							
LANDFILL POTABLE H2O SUPPLY							
SW19-305-390C02: Lapse 12/31/19 CBS#4609	100,000.00	100,000.00	43,875.00	23,625.00	32,500.00		
INTEGRATED SW MGT PLAN UPDTE							
SW20-305-301301: Lapse 12/31/20 CBS-3565	200,000.00	200,000.00					200,000.00
ENV'TAL COMP SYS DSGN/CTNS							
SW17-305-378302: Lapse 12/31/17 CBS-3182	250,000.00	250,000.00	224,537.25	25,215.75	187.00	60.00	
SW19-305-390C01: Lapse 12/31/19 CBS#3182	200,000.00	200,000.00	4,875.00	123,787.47	71,337.53		
SW20-305-301C00: Lapse 12/31/20 CBS-3182	500,000.00	500,000.00		30,068.86		190,442.41	279,488.73
	<b>1,250,000.00</b>	<b>1,250,000.00</b>	<b>273,287.25</b>	<b>202,697.08</b>	<b>104,024.53</b>	<b>190,502.41</b>	<b>479,488.73</b>
<b>TOTAL Solid Waste Facilities</b>	<b>28,330,000.00</b>	<b>12,069,130.25</b>	<b>9,355,134.30</b>	<b>659,942.54</b>	<b>136,041.14</b>	<b>1,234,817.54</b>	<b>683,194.73</b>



**County of Maui**  
**Capital Improvement Projects Report (Excluding Department of Water Supply)**  
**As of 6/30/2020**

<b>13-909 Wastewater Facilities</b>	<b>Original Appropriation</b>	<b>Alloted To Date</b>	<b>Expenditure Prior Years</b>	<b>Expenditure Current Year</b>	<b>Amount Lapsed</b>	<b>Encumbrance</b>	<b>Allotment Balance</b>
<b>Hana Community Plan Area</b>							
HELENE HALL SEPTIC IMPRV WM19-303-390009: Lapse 12/31/19	245,000.00	245,000.00		195,831.25		49,168.75	
<b>Paia-Haiku Community Plan Area</b>							
KUAU NO.1 FM REPLACEMENT WM19-303-390017: Lapse 12/31/19 CBS-1955	50,000.00	50,000.00		50,000.00			
KUAU NO.2 FM REPLACEMENT WM19-303-390018: Lapse 12/31/19 CBS-1964	50,000.00	50,000.00		50,000.00			
KUAU #3 FM REPLACEMENT WM18-303-389710: Lapse 12/31/18 CBS-1183	60,000.00	60,000.00	47,360.00	12,640.00			
WM20-303-301311: Lapse 12/31/20 CBS-1183	630,000.00	630,000.00		448,020.51			181,979.49
KUAU NO.4 FM REPLACEMENT WM20-303-301312: Lapse 12/31/20 CBS-1184	540,000.00	540,000.00					540,000.00
	<b>1,330,000.00</b>	<b>1,330,000.00</b>	<b>47,360.00</b>	<b>560,660.51</b>	<b>0.00</b>	<b>0.00</b>	<b>721,979.49</b>
<b>Makawao-Pukalani-Kula Community Plan Area</b>							
UPCOUNTRY SEWER SYS UPGRDS GO20-374-301213: Lapse 12/31/20 CBS-1955	1,000,000.00						
<b>Wailuku-Kahului Community Plan Area</b>							
WAI-KAH EPA COMP SEWER REHAB WM18-303-389715: Lapse 12/31/18 CBS-1131	1,000,000.00	1,000,000.00				1,000,000.00	
WM19-303-390025: Lapse 12/31/19 CBS-1131	2,000,000.00	2,000,000.00	33,357.00	207,183.00	90,992.50	1,668,467.50	
WM20-303-301324: Lapse 12/31/20 CBS-1131	4,000,000.00	4,000,000.00					4,000,000.00
WAI-KAH WWRF EMERG EFFL FM WM19-303-390026: Lapse 12/31/19 CBS-5035	450,000.00	450,000.00			82,000.00	368,000.00	
EPA SEWER REHABILITATION WM17-303-378317: Lapse 12/31/17 CBS-1131	1,000,000.00	1,000,000.00	998,585.69			1,414.31	
WAI-KAH RECYCLED WTR FM WM18-303-389716: Lapse 12/31/18 CBS-1171	500,000.00	500,000.00	84,653.27	28,040.29	43.00	387,263.44	
LOWER MAIN ST SEWER UPGRD GO20-374-301222: Lapse 12/31/20 CBS-5547	2,500,000.00						
WAI-KAH RECYCLED WATER FM GO20-374-301223: Lapse 12/31/20 CBS-1171	500,000.00						
WAI-KAH WWRF FAC PLAN WM20-303-301325: Lapse 12/31/20 CBS-4587	400,000.00	400,000.00					400,000.00
WAI-KAH SOIL AQUIFER TRTMNT WM20-303-301326: Lapse 12/31/20 CBS-5033	1,350,000.00	1,350,000.00					1,350,000.00
WAI-KAH RECYCLED WTR PS WM20-303-301327: Lapse 12/31/20 CBS-5034	600,000.00	600,000.00					600,000.00

**County of Maui**  
**Capital Improvement Projects Report (Excluding Department of Water Supply)**  
**As of 6/30/2020**

<b>13-909 Wastewater Facilities</b>	<b>Original Appropriation</b>	<b>Alloted To Date</b>	<b>Expenditure Prior Years</b>	<b>Expenditure Current Year</b>	<b>Amount Lapsed</b>	<b>Encumbrance</b>	<b>Allotment Balance</b>
	<b>14,300,000.00</b>	<b>11,300,000.00</b>	<b>1,116,595.96</b>	<b>235,223.29</b>	<b>173,035.50</b>	<b>3,425,145.25</b>	<b>6,350,000.00</b>
<b>Kihei-Makena Community Plan Area</b>							
KIHEI #16 PS REHAB/FM REPLC							
SH/LN-341-378407: Lapse 12/31/17	1,010,000.00	1,010,000.00	462,598.50	545,409.87	757.00	1,234.63	
SM RECYCLED WATER SYS EXP							
SH/LN-341-389406: Lapse 12/31/18 CBS-1160	3,750,000.00	3,750,000.00		3,750,000.00			
WM18-303-389706: Lapse 12/31/18 CBS-1160	2,750,000.00	2,750,000.00		1,982,138.97		767,861.03	
SH/LN-341-390020: Lapse 12/31/19 CBS-1160	1,273,000.00	1,273,000.00		1,273,000.00			
KENOLIO/KOKI SEWER REHAB							
WM19-303-390011: Lapse 12/31/19 CBS-3196	800,000.00	800,000.00	394,560.43			405,439.57	
KIHEI WWF RTU UPGRDS							
WM17-303-378310: Lapse 12/31/17 CBS-2730	1,500,000.00	1,500,000.00	922,095.31	434,360.22	143,544.47		
NORTH KIEHI MAUKA TRANS							
WM19-303-390010: Lapse 12/31/19 CBS-2321	1,500,000.00	1,500,000.00		89,331.00	3,356.00	1,407,313.00	
KIHEI NO.7 FM REPLACE							
WM19-303-390012: Lapse 12/31/19 CBS-2322	150,000.00	150,000.00		77,106.76	1,220.93	71,672.31	
KIHEI NO.8 FM REPLACEMENT							
WM19-303-390013: Lapse 12/31/19 CBS-3197	200,000.00	200,000.00		108,553.10	786.75	90,660.15	
LILOA DRD RECYCLED WATER LINE							
WM19-303-390014: Lapse 12/31/19 CBS-5030	500,000.00	500,000.00			363,892.00	136,108.00	
KIHEI WWRF GRIT SYS REPLACE							
SH/LN-341-390015: Lapse 12/31/19 CBS-5026	6,500,000.00	6,500,000.00		75,237.00	5,900,009.00	524,754.00	
KIHEI-MAKENA SEWER EXP							
GO20-374-301209: Lapse 12/31/20 CBS-2321	1,000,000.00	405,822.06		98,791.00		307,031.06	
KIHEI IN-PLANT/EFFLUENT PS UPG							
WM20-303-301306: Lapse 12/31/20 CBS-5029	750,000.00	750,000.00		77,646.47		672,353.53	
KIHEI NO.3 FM REPLCMNT							
WM20-303-301307: Lapse 12/31/20 CBS-3563	480,000.00	480,000.00					480,000.00
KIHEI WWPS NO.9 MODI/UPGRD							
WM20-303-301308: Lapse 12/31/20 CBS-5028	200,000.00	200,000.00		54,701.00		145,299.00	
	<b>22,363,000.00</b>	<b>21,768,822.06</b>	<b>1,779,254.24</b>	<b>8,566,275.39</b>	<b>6,413,566.15</b>	<b>4,529,726.28</b>	<b>480,000.00</b>
<b>West Maui Community Plan Area</b>							
NAPILI #5&6 FM REPLACEMENTS							
WM15-303-356470: Lapse 12/31/15 CBS-1162	300,000.00	300,000.00	231,878.58	15,900.40		52,221.02	
WM17-303-378323: Lapse 12/31/17 CBS-1162	3,200,000.00	3,200,000.00	1,767,513.63	1,432,486.37			
NAPILI #3 FM REPLCMNT							
WM17-303-378321: Lapse 12/31/17 CBS-1161	200,000.00	200,000.00	111,632.07	23,697.02		64,670.91	
SH/LN-341-390029: Lapse 12/31/19 CBS-1161	1,800,000.00	1,800,000.00			52,580.00	1,747,420.00	
WM20-303-301329: Lapse 12/31/20 CBS-1179	400,000.00	400,000.00					400,000.00

**County of Maui**  
**Capital Improvement Projects Report (Excluding Department of Water Supply)**  
**As of 6/30/2020**

<b>13-909 Wastewater Facilities</b>	<b>Original Appropriation</b>	<b>Alloted To Date</b>	<b>Expenditure Prior Years</b>	<b>Expenditure Current Year</b>	<b>Amount Lapsed</b>	<b>Encumbrance</b>	<b>Allotment Balance</b>
<b>NAPILI #4 FM REPLCMENT</b>							
WM17-303-378322: Lapse 12/31/17 CBS-1174	200,000.00	200,000.00	110,853.98	24,077.95		65,068.07	
SH/LN-341-390030: Lapse 12/31/19 CBS-1174	1,800,000.00	1,800,000.00			468,559.00	1,331,441.00	
<b>NAPILI WWPS #1-6 MODIFC</b>							
WM15-303-356471: Lapse 12/31/15 CBS-1165	500,000.00	500,000.00	351,890.54	80,731.05	67,378.41		
<b>NAPILI WWPS #5 MODIFICATIONS</b>							
WM18-303-389718: Lapse 12/31/18 CBS-1181	2,300,000.00	2,300,000.00		95,577.39	192,813.00	2,011,609.61	
<b>NAPILI WWPS #6 MODIFICATIONS</b>							
WM18-303-389719: Lapse 12/31/18 CBS-1182	2,300,000.00	2,300,000.00			192,813.00	2,107,187.00	
<b>LAHAINA WWRF R-1 PROCESS EXP</b>							
WM20-303-301330: Lapse 12/31/20 CBS-3576	700,000.00	700,000.00					700,000.00
<b>KAANAPALI RESORT R-1 WATER DIS</b>							
WM14-303-345374: Lapse 12/31/14 CBS-1952	700,000.00	700,000.00	31,360.00			668,640.00	
<b>WEST MAUI RECYCLED WATER PROJ</b>							
ARRA13-327-331183: C150054-23	3,500,000.00	3,500,000.00	3,205,090.33		131,612.00		163,297.67
WM14-303-345377: Lapse 12/31/14 CBS-1124	50,000.00	50,000.00			325.00	49,675.00	
WM16-303-367161: Lapse 12/31/16 CBS-1124	1,360,000.00	1,360,000.00			667,434.00	692,566.00	
GO20-374-301228: Lapse 12/31/20 CBS-1124	1,500,000.00						
SH/LN-341-301332: Lapse 12/31/20 CBS-1124	9,578,290.00	9,578,290.00					9,578,290.00
<b>LAHAINA WWRF PRIMARY ELECTRICA</b>							
WM18-303-389746: Lapse 12/31/18 ORD#4808	2,423,472.00	2,423,472.00		168,559.00		2,254,913.00	
<b>SHERATON WWPS MODIFICATIONS</b>							
SH/LN-341-378325: Lapse 12/31/17 CBS-1163	1,000,000.00	1,000,000.00	795,390.60	204,609.40			
<b>NAPILI WWPS #4 MODIFICATIONS</b>							
WM19-303-390028: Lapse 12/31/19 CBS-1180	400,000.00	400,000.00		255,051.00		144,949.00	
<b>LAHAINA WWRF ER GENERATOR RPLC</b>							
WM20-303-301331: Lapse 12/31/20 CBS-5548	200,000.00	200,000.00					200,000.00
<b>LAHAINA WWRF MODFCTN STAGE 1A</b>							
GO08-367-369201: Lapse 12/31/06	1,000,000.00	1,000,000.00	891,829.00			108,171.00	
SH/LN-341-389720: Lapse 12/31/18 CBS-1144	24,000,000.00	19,200,268.95	11,544,291.06	7,596,214.89	59,763.00		
	<b>59,411,762.00</b>	<b>53,112,030.95</b>	<b>19,041,729.79</b>	<b>9,896,904.47</b>	<b>1,833,277.41</b>	<b>11,298,531.61</b>	<b>11,041,587.67</b>
<b>Molokai Community Plan Area</b>							
<b>KAUNAKAKAI WWRF PLAN</b>							
WM18-303-389709: Lapse 12/31/18 CBS-4590	200,000.00	200,000.00	45,589.53	148,713.20	213.00	5,484.27	
<b>Countywide</b>							
<b>CW WW SYSTEMS MODIFICATIONS</b>							
WM17-303-378C06: Lapse 12/31/17 CBS-1128	500,000.00	500,000.00	372,612.15	35,165.81	36,632.04	55,590.00	
WM19-303-390C04: Lapse 12/31/19 CBS#1128	1,000,000.00	1,000,000.00	101,327.59	578,454.36	12,162.01	308,056.04	
WM20-303-301C03: Lapse 12/31/20 CBS-1128	1,000,000.00	1,000,000.00		289,305.16		329,722.17	380,972.67
<b>CW EPA DECREE VVW RECL RENOV</b>							

**County of Maui**  
**Capital Improvement Projects Report (Excluding Department of Water Supply)**  
**As of 6/30/2020**

<b>13-909 Wastewater Facilities</b>	<b>Original Appropriation</b>	<b>Allotted To Date</b>	<b>Expenditure Prior Years</b>	<b>Expenditure Current Year</b>	<b>Amount Lapsed</b>	<b>Encumbrance</b>	<b>Allotment Balance</b>
WM15-303-356C74: Lapse 12/31/15 CBS-1119	2,000,000.00	2,000,000.00	1,963,552.63	11,447.37	25,000.00		( )
WM16-303-367C63: Lapse 12/31/16 CBS-1119	2,000,000.00	2,000,000.00	1,723,551.95	61,987.77	44,388.88	135,050.16	35,021.24
WM17-303-378C04: Lapse 12/31/17 CBS-1119	1,600,000.00	1,600,000.00	1,488,387.88	35,887.09		75,725.03	
<b>CW WWRF CONCRETE REHABILIT</b>							
WM19-303-390C06: Lapse 12/31/19 CBS#3571	500,000.00	500,000.00		132,231.73	367,768.27		
<b>CW EPA DECREE COMPLIANCE PRJ</b>							
WM14-303-345378: Lapse 12/31/14 CBS-1132	750,000.00	750,000.00	673,860.00	6,145.00	40,500.00	29,495.00	
WM15-303-356C73: Lapse 12/31/15 CBS-1132	1,080,000.00	1,080,000.00	908,646.19		156,394.86	14,958.95	
WM17-303-378C03: Lapse 12/31/17 CBS-1132	500,000.00	500,000.00	367,115.81	44,298.60		88,585.59	( )
WM18-303-389C01: Lapse 12/31/18 CBS-1132	500,000.00	500,000.00				500,000.00	
WM19-303-390C05: Lapse 12/31/19 CBS#1132	500,000.00	500,000.00	196,787.11		303,212.89		
WM20-303-301C04: Lapse 12/31/20 CBS-1132	500,000.00	500,000.00					500,000.00
<b>CW WWRF CHLORINATN SYS UPGRD</b>							
SH/LN-341-378C07: Lapse 12/31/17 CBS-2734	2,000,000.00	2,000,000.00	662,303.46	135,251.40	1,202,445.14		
<b>CW WET WELL REHABILITATION</b>							
WM11-303-319012: Lapse 12/31/11 CBS-1126	1,000,000.00	1,000,000.00	955,284.46	5,782.54	38,933.00		
WM15-303-356C76: Lapse 12/31/15 CBS-1126	1,000,000.00	1,000,000.00	335,530.36	111,618.00	87,752.64	465,099.00	
<b>CW EPA COMPLIANCE WWRF</b>							
WM18-303-389C02: Lapse 12/31/18 CBS-1119	2,000,000.00	2,000,000.00	886,146.23	767,053.98	124,260.33	222,539.46	
WM19-303-390C03: Lapse 12/31/19 CBS#1119	2,000,000.00	2,000,000.00	56,386.82	843,217.18	648,137.00	452,259.00	
WM20-303-301C02: Lapse 12/31/20 CBS-3182	1,500,000.00	1,500,000.00		199,584.00		548,244.00	752,172.00
<b>CW WW SYSTEM MODIFICATIONS</b>							
WM15-303-356C75: Lapse 12/31/15 CBS-1128	1,000,000.00	1,000,000.00	927,977.97		.33	72,021.70	
WM16-303-367C65: Lapse 12/31/16 CBS-1128	500,000.00	500,000.00	473,374.77	7,589.92		19,035.31	
WM18-303-389C03: Lapse 12/31/18 CBS-1128	1,000,000.00	1,000,000.00	417,459.16	129,813.23		452,727.61	
<b>CW WW RTU UPGRADES</b>							
WM19-303-390C07: Lapse 12/31/19 CBS#5040	2,000,000.00	2,000,000.00		333,116.30	486,420.00	1,180,463.70	
	<b>26,430,000.00</b>	<b>26,430,000.00</b>	<b>12,510,304.54</b>	<b>3,727,949.44</b>	<b>3,574,007.39</b>	<b>4,949,572.72</b>	<b>1,668,165.91</b>
<b>TOTAL Wastewater Facilities</b>	<b>125,279,762.00</b>	<b>114,385,853.01</b>	<b>34,540,834.06</b>	<b>23,331,557.55</b>	<b>11,994,099.45</b>	<b>24,257,628.88</b>	<b>20,261,733.07</b>

**County of Maui**  
**Capital Improvement Projects Report (Excluding Department of Water Supply)**  
**As of 6/30/2020**

<u>13-909 Wastewater Facilities</u>	<b>Original Appropriation</b>	<b>Alloted To Date</b>	<b>Expenditure Prior Years</b>	<b>Expenditure Current Year</b>	<b>Amount Lapsed</b>	<b>Encumbrance</b>	<b>Allotment Balance</b>
<b>TOTAL CAPITAL PROJECTS FUND</b>	<b>573,334,760.17</b>	<b>489,530,544.54</b>	<b>185,434,769.55</b>	<b>98,703,334.12</b>	<b>25,219,481.22</b>	<b>130,064,511.65</b>	<b>50,108,448.00</b>

**Countywide Capital Improvement Projects  
as of June 30, 2020**

<b>Project Number</b>	<b>Index Code</b>	<b>Project Title</b>	<b>Appropriation</b>	<b>Actual Expenditure</b>	<b>Encumbrance</b>	<b>Contract Number</b>	<b>Description</b>
		Environmental Compliance System Design/Construction	\$ 500,000.00				
CBS-3182	301300	Environmental Compliance System Central Maui Landfill Leachate Collection		\$ 9,233.86		●C6655	Central Maui Landfill - Leachate Collection & Recovery and Electrical Distribution System Upgrades
	305048	Environmental Compliance System Central Maui Landfill Facilities Project	\$ 20,835.00			●C5952	Central Maui Landfill - Facilities Project Consulting
	305049	Environmental Compliance System Central Maui Landfill Land Purchase			\$ 59,007.91	●C6974	Central Maui Landfill - Land Purchase Consulting
	305051	Environmental Compliance System Central Maui Landfill Drive-Through Pay Stations			\$ 131,434.50	●C6976	Furnish and Install Two Automated Drive-Through Pay Stations with Overhead Load Check Cameras
<b>Total</b>			<b>\$ 500,000.00</b>	<b>\$ 30,068.86</b>	<b>\$ 190,442.41</b>		
		Integrated Solidwaste Management Plan Update	\$ 200,000.00				
CBS-3565	301301						
<b>Total</b>			<b>\$ 200,000.00</b>	<b>\$ -</b>	<b>\$ -</b>		
		CW EPA Compliance WWRF	\$ 1,500,000.00				
		CW EPA Compliance Catchall		\$ 199,584.00		●C6917	DEM Miscellaneous Electrical Projects - Project Management Services
	305044	CW EPA Compliance Kaunakakai WWRF			\$ 199,739.00	●C6526	Kaunakakai WWRF Facility Plan (Preliminary Engineering Report)
	305055	CW EPA Compliance Kihei WWRF Pond			\$ 181,157.00	●C7047	Kihei WWRF Pond Liner Rehab
	305088	CW EPA Compliance Wailuku PS Electric			\$ 167,348.00	●C6509	Wailuku PS Electric Upgrade
<b>Total</b>			<b>\$ 1,500,000.00</b>	<b>\$ 199,584.00</b>	<b>\$ 548,244.00</b>		
		CW WW System Modifications	\$ 1,000,000.00				
CBS-1128	301303	CW WW System Modifications Catchall		\$ 122,292.83	\$ 12,575.17	●C6206	SCADA Server and RTU Upgrades
	305040	CW WW System Modifications Catchall		\$ 9,576.53		●PO392268 / 392183 / 396088	Dell Computer/programs
	305040	CW WW System Modifications Wai/Kah WWRF	\$ 79,211.00			●PO389972	Injection Well Cleaning
	305043	CW WW System Modifications Wai/Kah WWRF	\$ 29,316.27	\$ 5,442.73		●C6723	Wailuku-Kahului WWRF Injection Wells Rehab Project
	305043	CW WW System Kihei WWPS No. 9			\$ 298,120.00	●C7013	WWPS No. 9 Modifications, DEM
	305065	CW WW System Concrete Rehabilitation	\$ 48,908.53			●C6970	WWRF Concrete Rehabilitation Project
	305067						

**Countywide Capital Improvement Projects  
as of June 30, 2020**

Project Number	Index Code	Project Title	Appropriation	Actual Expenditure	Encumbrance	Contract Number	Description
	305087	CW WW System Kuau WWPS#4			\$ 13,584.27	●C6440	Kuau WWPS#4 Force Main Replace Engineering
	<b>Total</b>		<b>\$ 1,000,000.00</b>	<b>\$ 289,305.16</b>	<b>\$ 329,722.17</b>		
CBS-1132	301304	CW EPA Compliance Project	\$ 500,000.00				
	<b>Total</b>		<b>\$ 500,000.00</b>	<b>\$ -</b>	<b>\$ -</b>		
CBS-1003	301334	CW Fire Facilities	\$ 500,000.00				
	305053	CW Fire Facilities Hana Station			\$ 24,947.76	●PO392787	Install Sewer Lines
	305053	CW Fire Facilities Hana Station			\$ 39,000.00	●C7058	Hana FS Apparatus Bay design
	305083	CW Fire Facilities Wailuku Stn Bthrm	\$ 2,400.00	\$ 2,400.00	\$ 26,500.00	●C7061	Wailuku FS Bathroom design
	305084	CW Fire Facilities Hoolehua Station	\$ 2,400.00	\$ 2,400.00	\$ 26,700.00	●C7059	Hoolehua FS Renovation design
	305085	CW Fire Facilities Makawao Station			\$ 17,600.00	●C7060	Makawao FS Renovation design
	<b>Total</b>		<b>\$ 500,000.00</b>	<b>\$ 4,800.00</b>	<b>\$ 134,747.76</b>		
CBS-1117	301341	CW Parks ADA Improvements	\$ 500,000.00				
	305034	CW Parks ADA Keokea Access		\$ 23,582.22		●PO387027	Keokea Park Access Improvements
	305037	CW Parks ADA Access Transition			\$ 92,572.00	●C6859	Accessibility Transition Plan
	305050	CW Parks ADA Waiakoa Gym		\$ 2,400.00		●OH112282	State of Hawaii Disability & Communication Access Board Plan Review Fee - Waiakoa Gym Improvements
	305101	CW Parks Review Fee		\$ 2,800.00		RPGK624D	State of Hawaii Disability & Communications Access Board Review Fee
	<b>Total</b>		<b>\$ 500,000.00</b>	<b>\$ 28,782.22</b>	<b>\$ 92,572.00</b>		
CBS-3232	301342	CW Park Playground	\$ 500,000.00				
	<b>Total</b>		<b>\$ 500,000.00</b>	<b>\$ -</b>	<b>\$ -</b>		
CBS-4613	301343	CW Light Ordinance Compliance	\$ 2,500,000.00				
	305047	CW LightCompliance Kalama Park			\$ 65,791.50	●C6921	Kalama Park Light Ordinance Compliance
	305047	CW LightCompliance Kalama Park			\$ 6,770.86	●PO397653	Kalama Park LED Fixtures
	305091	CW LightCompliance Hana Ball Park			\$ 8,092.00	●C6879	Hana Ball Park Field Lights
	305092	CW LightCompliance Waikapu CC	\$ 5,078.14	\$ 5,078.14		●JEJK531A	DWS Workorder Deposit
	305093	CW LightCompliance Pukalani CC	\$ 4,246.64	\$ 4,246.64		●JEJK531A	DWS Workorder Deposit
	305094	CW LightCompliance War Memorial	\$ 1,421.67	\$ 1,421.67		●JEJK531A	DWS Workorder Deposit
	305094	CW LightCompliance War Memorial	\$ 1,216.70	\$ 1,216.70		●PO397654	Special Events Area Street Light Arms
	305095	CW LightCompliance Hana Comm Center	\$ 6,875.02	\$ 6,875.02		●JEJK531A	DWS Workorder Deposit
	305097	CW LightCompliance Mitchell Pauole			\$ 19,589.00	●PO397652	Light Fixtures and Poles

**Countywide Capital Improvement Projects  
as of June 30, 2020**

Project Number	Index Code	Project Title	Appropriation	Actual Expenditure	Encumbrance	Contract Number	Description
	305100	CW Light Compliance Catchall			\$ 598,200.00	●C7108	Light Ordinance Compliance Various Sites
<b>Total</b>			<b>\$ 2,500,000.00</b>	<b>\$ 18,838.17</b>	<b>\$ 698,443.36</b>		
CBS-4581	301344	CW Parks Facilities	\$ 275,000.00				
	305035	CW Parks Facilities Haiku Field House		\$ 126,102.00		●C6632	Haiku Field House Improvements
	305056	CW Parks Facilities Review Fee Various Locations		\$ 1,500.00		●OH112484	State of Hawaii Disability and Communication Access Board Plan Review Fee - Lanai Parks Batting Cages
	305056	CW Parks Facilities Review Fee Various Locations		\$ 200.00		●OH112485	State of Hawaii Sanitation Branch Plan Review Fee - Lanai Community Center Kitchenna Ball Park
	305056	CW Parks Facilities Review Fee Various Locations		\$ 50.00		●OH112591	State of Hawaii Disability and Communication Access Board Plan Review Fee - Hana Ball Park Ball Field Lights
	305099	CW Parks Facilities Waikapu Comm Center			\$ 123,060.00	●C6510	Waikapu Community Center Expansion
	305103	CW Parks Facilities Lanai Comm Center			\$ 18,811.02	●C6909	Lanai Community Center Permitted Kitchen
<b>Total</b>			<b>\$ 275,000.00</b>	<b>\$ 127,852.00</b>	<b>\$ 141,871.02</b>		
CBS-1027	301278	CW Drainage Improvements	\$ 1,760,409.85				
	305201	CW Drainage Iolani Loha Makani		\$ 277,382.50	\$ 10,517.50	●C6846	Iolani Loha Liholani Makani Rd Reconstruction Engineering
	305202	CW Drainage Hauoli St		\$ 64,872.06	\$ 38,874.79	●C6651	Hauoli St Drainage Basin and Outlet Repair
	305203	CW Drainage Auhana Rd		\$ 157.87		●PO388942 / RPMK520A	Auhana Rd Blueprints/Bureau of Conveyance
	305203	CW Drainage Auhana Rd		\$ 149,539.00		●C6863	Auhana Rd Drainage Improvements
	305204	CW Drainage Kupuna St		\$ 34,187.28		●C6845	Kupuna St Drainage Evaluation
	305205	CW Drainage Haiku Rd Culvert			\$ 121,999.47	●C5217	Haiku Rd Culvert Replacement
	305208	CW Drainage Holo Place		\$ 3,906.26		●PO394189	Removal Kiawe Tree in Paia
	305210	CW Drainage Leisure Estates		\$ 175,394.75	\$ 90,531.25	●PO395503	Emergency Drain Line Repair
	305210	CW Drainage Leisure Estates		\$ 1,295.29		●JEIK424A / PO395736	State of Hawaii Disability and Communication Access Board Plan Review Fee / Blueprints
	305212	CW Drainage Waipoli Rd Ditch			\$ 29,540.43	●C6355	Waipoli Rd Ditch Improvement
	305213	CW Drainage Kahana Nui		\$ 10,899.09	\$ 710,539.91	●C7064	Kahana Nui Beach Modifications
	305215	CW Drainage Waiehu Heights Drainage		\$ 50.00		●RPMK520A	State of Hawaii Disability & Communications Access Board Review Fee
	305216	CW Drainage Waiale Rd/Waikapu			\$ 40,722.40	●C7105	Waiale Rd Drainage Improvements



**Countywide Capital Improvement Projects  
as of June 30, 2020**

<b>Project Number</b>	<b>Index Code</b>	<b>Project Title</b>	<b>Appropriation</b>	<b>Actual Expenditure</b>	<b>Encumbrance</b>	<b>Contract Number</b>	<b>Description</b>
<b>Total</b>			<b>\$ 1,760,409.85</b>	<b>\$ 717,684.10</b>	<b>\$ 1,042,725.75</b>		
CBS-1032	301379	CW Facility Building Improvements	\$ 450,000.00				
		CW Facility Catchall		\$ 158.29		●PO392916	Scale Plans Kaulana O Maui Building 2nd Floor Plaza Deck Repairs
	305054						
	305096	CW Facility Design Svcs Kalana Pakui			\$ 17,000.00	●C6447	Kalana Pakui AC Replacement
<b>Total</b>			<b>\$ 450,000.00</b>	<b>\$ 158.29</b>	<b>\$ 17,000.00</b>		
CBS-1036	301380	CW Bikeway Improvement	\$ 387,208.00				
	305036	CW Bikeway N Shore Greenway		\$ 553.23		RPGK428B	State of Hawaii Disability & Communications Access Board Review Fee
	305036	CW Bikeway N Shore Greenway		\$ 80,636.31		●C6660	North Shore Greenway Phase IV
	305046	CW Bikeway Maui Bicycle & Pedestrian Route			\$ 98,720.20	●C6983	Development and Way Finding
	305069	CW Bikeway Review Fee		\$ 18,040.35		●Various RP	State of Hawaii Disability & Communications Access Board Review Fee
<b>Total</b>			<b>\$ 387,208.00</b>	<b>\$ 99,229.89</b>	<b>\$ 98,720.20</b>		
CBS-1023	301381	CW RD Resurfacing and Pavement Preservation	\$ 5,676,267.00				
	305017	CW RD Resurfacing Molokai District		\$ 700.00		●RPGK701Y	State of Hawaii Disability & Communications Access Board Review Fee
	305020	CW RD Resurfacing and Pavement Preservation		\$ 232.42		●PO391846	Upcounty District Blueprints
	305020	CW RD Resurfacing and Pavement Preservation		\$ 23,357.00		●PO392840	Piilani Highway Slope Stabilization at Nuanualoa Gulch
	305020	CW RD Resurfacing and Pavement Preservation		\$ 21,797.77	\$ 1,962.49	●C5935	Pavement Justification reports for Various County of Maui Roadways
	305020	CW RD Resurfacing and Pavement Preservation			\$ 100,000.00	●C5980	Pavement Justification reports for Various County of Maui Roadways
	305038	CW RD Resurfacing and Pavement Preservation Cold Mix Asphalt		\$ 27,292.72	\$ 122,707.28	●C6866	Cold Mix Asphalt Concrete
	305039	CW RD Resurfacing and Pavement Preservation Emulsified Asphalt		\$ 518,044.08	\$ 31,955.92	●C6865	Emulsified Asphalt Concrete
	305041	CW RD Resurfacing and Pavement Preservation 4F Type II Aggregate		\$ 99,689.69	\$ 310.31	●C6877	4F Type II Aggregate for Slurry Sealing
	305042	CW RD Resurfacing and Pavement Preservation Slurry Seal Materials		\$ 61,722.49	\$ 138,277.51	●C6878	Slurry Seal Materials

**Countywide Capital Improvement Projects  
as of June 30, 2020**

<b>Project Number</b>	<b>Index Code</b>	<b>Project Title</b>	<b>Appropriation</b>	<b>Actual Expenditure</b>	<b>Encumbrance</b>	<b>Contract Number</b>	<b>Description</b>
	305060	CW RD Resurfacing and Pavement Preservation Kamehameha Ave PMV		\$ 23.73		●OH111190	State of Hawaii Dept of Transportation Engineering Services for Labor Charges & Differential
	305060	CW RD Resurfacing and Pavement Preservation Kamehameha Ave PMV		\$ 51,830.94	\$ 12,183.40	●C5303	Kamehameha Ave Pavement Rehabilitation
	305061	CW RD Resurfacing Review Fee		\$ 40,048.53		●Various RP	State of Hawaii Disability & Communications Access Board Review Fee for Central, South and West Maui District Resurfacing
	305062	CW Rd Resurfacing Piilani Highway Slope			\$ 243,163.00	●PO394698	Engineering Design Services for Piilani Highway Slope Stabilization Repairs at Nuanualoa Gulch
	305077	CW Rd Resurfacing South Kihei Rd			\$ 180,600.00	●C6849	Engineering Design Services for South Kihei Rd
	305078	CW Rd Resurfacing South Maui District		\$ 23,044.32	\$ 6,675.00	●C6625	Engineering Design Services for South Maui District
	305079	CW Rd Resurfacing Napili WWPS #3			\$ 134,239.00	●C6973	Napili WWPS#3 Force Main Resurfing
	305080	CW Rd Resurfacing Napili WWPS #4			\$ 21,692.83	●C6972	Napili WWPS#4 Force Main Resurfing
	305081	CW Rd Resurfacing Rehab South Maui			\$ 58,051.25	●C6499	Pavement Rehab Various South Maui Roads
	305086	CW Rd Resurfacing Wai/Kah District			\$ 17,927.69	●C6596	Wailuku/Kahului District Resurfacing
	305089	CW Rd Resurfacing Mill Street			\$ 29,500.00	●C6577	Mill Street Pavement Reconstruction
	305090	CW Rd Resurfacing Catchall		\$ 99,657.00		●C7111	Lateral Replacement Various Locations
<b>Total</b>			<b>\$ 5,676,267.00</b>	<b>\$ 967,440.69</b>	<b>\$ 1,099,245.68</b>		
CBS-1024	301382	CW Safety Improvements	\$ 1,060,000.00				
	305027	CW Safety Improvements Papa-Laau			\$ 192,372.63	●C6956	Papa Avenue Engineering
	305028	CW Safety Improvements Eha-Waena		\$ 15,980.00	\$ 88,251.00	●C7071	Eha Street and Waena Street Intersection
	305029	CW Safety Lighting/Mahaolu		\$ 240.00		●OH112586	State of Hawaii Disability & Communications Access Board Review Fee for Kamehameha Ave Street Ligh at Mahaolu Street
<b>Total</b>			<b>\$ 1,060,000.00</b>	<b>\$ 16,220.00</b>	<b>\$ 280,623.63</b>		
CBS-1031	301383	CW Bridge Improvements	\$ 600,000.00				
	305045	CW Bridge Improvements Kahakukoa		\$ 96,402.67	\$ 94,850.98	●C6902	Kahakukoa Bridge Stream Channel Repair
	305057	CW Bridge Improvements Lower Honoapiilani			\$ 47,300.00	●C1120	Lower Honoapiilani Road Improvement Phase IV Hoohui RD to Napili Hau RD
	305058	CW Bridge Improvements Catchall			\$ 11,800.00	●C6564	Bridge Inspection and Evaluations to Various County Bridges

**Countywide Capital Improvement Projects  
as of June 30, 2020**

<b>Project Number</b>	<b>Index Code</b>	<b>Project Title</b>	<b>Appropriation</b>	<b>Actual Expenditure</b>	<b>Encumbrance</b>	<b>Contract Number</b>	<b>Description</b>
	305059	CW Bridge Improvements Kalena		\$ 5,890.50	\$ 654.50	●PO393644	Design Consultant Contract to Prepare Contract Documents to Repair Kalena Bridge Parapet
	305071	CW Bridge Improvements Review Fee		\$ 288.74		●RPGK812Z	State of Hawaii Dept of Transportation
	305075	CW Bridge Improvements Mahalawa			\$ 94,345.00	●C6689	Design Consultant Mahalawa Temporary Bridge
	305082	CW Bridge Improvements Review Fee		\$ 1,254.44		●RPMK429E	State of Hawaii Dept of Transportation
<b>Total</b>			<b>\$ 600,000.00</b>	<b>\$ 103,836.35</b>	<b>\$ 248,950.48</b>		
CBS-1035	301384	CW Traffic Calming Program	\$ 500,000.00				
	305021	CW Traffic Calming Devices		\$ 292.33		●PO394466	Scale Plans Speed Tables
	305021	CW Traffic Calming Devices			\$ 134,473.57	●C7056	Speed Tables - Humps
<b>Total</b>			<b>\$ 500,000.00</b>	<b>\$ 292.33</b>	<b>\$ 134,473.57</b>		
CBS-1037	301385	CW Sidewalk Improvements	\$ 745,000.00				
	305024	CW Sidewalk Kinipopo St		\$ 22,680.00	\$ 50,480.00	●C7035	Sidewalk Improvements (Kinipopo and Kaohu Street)
	305025	CW Sidewalk Kaohu St			\$ 148,640.00	●C7035	Sidewalk Improvements (Kinipopo and Kaohu Street)
	305063	CW Sidewalk Review Fee		\$ 1,880.00		●OH112890	State of Hawaii Disability & Communications Access Board Review Fee for Kamehameha Ave Sidewalk Improvements (Lono Ave to Wakea Ave)
<b>Total</b>			<b>\$ 745,000.00</b>	<b>\$ 24,560.00</b>	<b>\$ 199,120.00</b>		
CBS-1024	301388	CW Safety Improvements	\$ 75,000.00				
	305052	CW Safety Haliimaile RD Safety Improvements		\$ 33,535.10	\$ 6,573.39	●C5261	Civil Engineering and Land Surveying Services for Haliimaile Road Safety Improvements
	305064	CW Safety Catchall		\$ 21,029.61		●Various RP	Hawaii Historic Preservation - Roundabout at Maui Lani Parkway and Kamehameha Ave / Maui Electric Co
	305070	CW Safety Review Fee		\$ 3.61		●RPGK506C	State of Hawaii Review
<b>Total</b>			<b>\$ 75,000.00</b>	<b>\$ 54,568.32</b>	<b>\$ 6,573.39</b>		
<b>Grand Total</b>			<b>\$ 19,228,884.85</b>	<b>\$ 2,683,220.38</b>	<b>\$ 5,263,475.42</b>		

