Michael P. Victorino
Mayor

OFFICE OF THE MAYOR
COUNTY OF MAUI
200 S. HIGH STREET
WAILUKU, MAUI, HAWAII 96793
www.mauicounty.gov

March 25, 2021

RECEIVED
2021 MAR 25 PM 3:38
OFFICE OF THE
COUNTY CLERK

Honorable Alice L. Lee, Chair
and Members of the Maui County Council
200 South High Street
Wailuku, Hawaii 96793

Dear Chair Lee and Members:

SUBJECT: **FISCAL YEAR 2022 BUDGET PROPOSAL**

In accordance with Section 9-2 of the Revised Charter of the County of Maui, as amended, I am transmitting the Fiscal Year 2022 Budget Proposal for the County of Maui. The transmittal includes the following: Mayor's message, proposed Operating Budget bill, proposed Capital Program bill, and other accompanying proposed bills and resolutions.

The Fiscal Year 2022 Budget Proposal includes the executive and legislative operating budget for the ensuing fiscal year and capital program. The Budget Proposal may be viewed on the County website at http://www.maui county.gov/mayor/budget.

Sincerely,

Michael P. Victorino

MICHAEL P. VICTORINO
Mayor

cc: Keani N.W. Rawlins Fernandez, Chair
Budget, Finance, and Economic Development Committee

COUNTY COMMUNICATION NO. 21-173

Michael P. Victorino
Mayor

OFFICE OF THE MAYOR
COUNTY OF MAUI
200 S. HIGH STREET
WAILUKU, MAUI, HAWAII 96793
www.mauicounty.gov

March 25, 2021

Honorable Alice L. Lee, Chair
and Members of the Maui County Council
200 South High Street
Wailuku, Hawaii 96793

Dear Chair Lee and Members:

To support the future of our children, families, and seniors throughout the County of Maui, we spent many hours planning, analyzing, and developing a fiscally responsible budget for Fiscal Year 2022.

When we proposed the FY 2021 budget last year, we were faced with great uncertainty due to the international COVID-19 pandemic reaching our islands. It was difficult to estimate the extent of economic impacts to our State and County, as the situation evolved quickly.

A year later, we are still facing many uncertainties as we enter the post-pandemic economic recovery phase. Challenges and delays in recovery may occur and as such, we have taken a conservative approach to the FY 2022 proposed budget. Even with American Rescue Plan Act funds dedicated to State and County governments, budgets will still be stretched. We anticipate the County will be receiving approximately $32 million however; the details and logistics are still unclear and forthcoming.

As we continue to deal with the impacts of the pandemic, we must remain focused and work toward a brighter tomorrow. Above all else, the well-being of the people of the County of Maui is the top priority. As I have said many times, our residents are our greatest assets. We must be cognizant of what they have gone through, are going through, and will continue to go through as they adjust to a "new normal."

We remain focused on taking care of our families as they recover from the financial burden resulting from the pandemic. Therefore, this budget takes into

consideration the hardship many of our families are facing. To assist our hardworking families, I have proposed adjustments to the real property tax rates for various classifications.

As an organization, we remain committed to maintaining vital County services for our community. Once again, $10 million in Countywide Costs is set aside specifically for recovery and relief efforts for COVID-19. We are also allocating $3 million to our Emergency Fund, to ensure we are ready to mitigate and respond to any emergency without affecting funding for other services. Planning responsibly during these times of uncertainty will ensure we are able to provide for our community now and for future generations. Recent events, such as the flooding in the Haiku area, highlight the importance of sound investments today, to ensure a safe County tomorrow.

Our residents depend on County services for health and safety, recreation, and daily necessities such as transportation, meals, and other services. We continue to touch the lives of all of our residents so that we can align our direction based on the community's needs. This carefully considered budget maintains all necessary County services. Even when faced with unprecedented challenges, our County departments and my administration envision a future where our children, grandchildren, and seniors can afford to live and thrive in Maui County, while fostering and preserving our unique island culture.

Housing

Although we are mandated to set aside three percent of real property tax revenue for the Affordable Housing Fund, we reaffirm our commitment to ensuring our working families can fulfill homeownership dreams through a $14,856,093 appropriation or four percent. We have committed $1 million for the First Time Home Buyers Program to provide down payment assistance in the amount of $30,000 for new howeowners. As we continue to support attainable housing, we enable generations to live and raise their families in Maui County, and carry on our culture and way of life. This is the driving force for our FY 2022 attainable housing investments.

Through the Affordable Housing Fund, we continue to support rental housing such as the Kaiaulu O Halelea Project, the Hale O Piikea II Project, and the Waiehu Apartments. These units will be available to our residents and these housing complexes will remain affordable for over 60 years.

We have collaborated with the Hawaii Community Foundation, and State and Federal partners, to complete the planning for attainable housing, rental housing, infrastructure, and multi-modal transportation for future walkable and bikeable communities throughout Maui County.

Culture and Arts

I have proposed $200,000 of grant funding for Halau Kealaokamaile. As we continue to support a capital campaign to construct an innovative, first-of-its-kind educational and community facility. Here, we will preserve Hawaiian heritage, culture, and tradition through lessons learned through hula and land-based cultural education. We also continue to support our community through the Maui Arts and Cultural Center and the Hui Noeau Visual Art Center, to perpetuate events for our residents.

Culture and historic preservation is important for our community. Rather than allowing the Economic Development Revolving fund to expire on June 30, 2021, I am proposing to expand the purpose of the fund. I have submitted a proposed bill to amend Chapter 3.81, Maui County Code, to add cultural programs, including the restoration of the historic sites.

This is only the beginning. Preserving historic sites is essential in perpetuating our culture and we look forward to working hand-in-hand with community organizations to restore valuable and historic sites . As such, it saddens me to see the deterioration of the Kaahumanu Church that was built in 1876 in honor of Queen Kaahumanu. Included in my proposal is an appropriation for $150,000 for the restoration of the Kaahumanu Church so future generations may enjoy this beautiful piece of history.

The restoration of Mokuula and Mokuhinia is of importance to our culture and history, therefore, I am proposing $400,000 for the creation and implementation of a master plan and management strategy. I am also proposing to amend Section 3.38.020, Maui County Code, to expand the use of the Hawaiian Cultural Restoration and Revolving Fund to include Kamehameha Iki Park. This Park represents an important piece of history alongside Mokuula and Mokuhinia.

Parks and Recreation Facilities

Our Parks has a special place in my heart. I have seen first-hand the

benefits of having well-maintained facilities for our children. Maui County has made its mark on the national stage, whether it be in Williamsport for the Little League World Series or in Tampa Bay for the NFL Flag Bowl, our children have exceled and captured national titles.

Our youth will continue to develop valuable life-skills through teamwork learned on the courts of the War Memorial Gym, where a $15 million investment will repair the structure, replace gym flooring and bleachers, and, most importantly, install air conditioning. The keiki of Lanai will have a well-maintained place for afterschool programs for many years to come with a $4 million appropriation to construct a new Lanai Youth Center and Skate Park. Future generations will be able to throw their baby luaus and family celebrations at our renovated community centers such as the Lahaina Civic Center, Helene Hall, and Velma McWayne Santos Community Center, which will be rehabilitated through funding from FY 22.

Funding from the Park Assessment Fund will allow our keiki and families on the West Side to continue to enjoy playgrounds at Honokowai Park and Napili Park. Batting cages and other amenities are also being planned at Napili Park.

Infrastructure

Continued investment in the Countywide Traffic and Safety Program will ensure our roadways are accessible and safe for motorists, bicyclists, and pedestrians alike, which further supports our Vision Zero initiative. We continue to maintain our roadways, through rehabilitation and resurfacing.

The FY 2022 budget proposes to appropriate $12,150,000 to prevent safety hazards and potential road closures by stabilizing the eroding slopes in Haiku and Kahakuloa, and to prevent future rock fall at Kalepa Point. Funds are also proposed to begin reconstruction of pavement at Makawao Avenue and Onehee Avenue; design for the Lower Honoapiilani Road from Honoapiilani Highway to Hoohui Road; and the design of the North South Collector Road from Waipuilani Street to Kaonoulu Street. The development of the North South Collector Road is well overdue and my Administration will pursue a BUILD grant to assist in making this corridor a reality.

Water and Wastewater are critical infrastructure for our County. This budget includes $14 million to address the West Maui Reliable Capacity, $13 million for the West Maui Recycled Water Expansion, and $10.5 million for the

Lahaina Wastewater Reclamation Facility R-1 Process Expansion. Also included for FY 2022 funding are pump station modification and force main replacements.

The FY 2022 Budget includes a $2 million request for the acquisition of the Wailuku Water Company Water System and another $900,000 for its maintenance. By acquiring this system, it will assure the Central Maui region will have an adequate supply and reliable source of water.

When we upgrade infrastructure, support well-planned development, and renovate our park facilities, we create communities that future generations will be proud to call home.

Public Safety

Our Fire and Public Safety Department, along with our Police Department and Emergency Management Agency, have kept our community safe. We continue to support these Departments with the equipment and apparatus they need to protect the well-being of our community, make our roads safer, prevent future tragedies, and be prepared to address any emergency situation that may arise.

Climate Change, Resiliency, and Sustainability

Our dreams for future generations cannot be assured unless we take action now to mitigate the impacts of climate change. To ensure collaborative action, the Climate Change, Resiliency, and Sustainability Office will continue to coordinate and assess the climate action plans of each department. I have proposed that $1 million be used to implement the recommendations from various studies and plans that we have worked on this past year.

Recent droughts and flash floods demonstrate our need to mitigate and plan for the impacts of climate change. The global pandemic has revealed our need to become much more self-sufficient in the energy we use and the food we need.

This proposed budget funds our future based on the Maui County General Plan, the Countywide Policy Plan, Maui Island Plan, and Community Plans. Through our FY 2022 budget, we strive for an affordable, healthy, and thriving community; a strong, diversified economy; an environmentally

responsible and sustainable community; well-planned public infrastructure; and a prepared, safe, and livable County.

Financial Overview

Maui County's strong fiscal management has maintained its highest ratings of AA+ and Aa1 from the three qualified bond rating agencies: Standard and Poor's; Moody's; and Fitch. Through the leadership of the Finance Department, combined with the high bond rating, Maui County issued General Obligation Bonds at an all-time low of 1.99 percent "all-in" rate. The proposed budget for FY 2022 totals $979.1 million, including revolving and special funds, transfers between funds within the County, expected grant revenue, and other revenue from sources outside the County.

In comparing the FY 2022 budget with the FY 2021 adopted budget, total estimated revenues from county sources, including Bond/Lapsed Bond Funds, is proposed at $828.9 million, an increase of $6.3 million.

The proposed revenues from County funds of $828.9 million will fund an operating budget of $669.6 million and capital improvement budget of $159.3 million. In comparison, the FY 2021 adopted budget revenues from County funds of $822.6 million funded an operating budget of $682.8 million and a capital program of $139.8 million.

Bond financing allows our County government to invest in infrastructure to serve our community for the long-term. This year, the amount required to service our debt payments amounts to $50.4 million, which is 6.1 percent of County Fund operating expenditures, well below our self-imposed limit of ten percent of expenditures of County funds. This responsible fiscal management has earned us one of the best ratings in the State, and provides stability for future infrastructure investments.

Part of planning for a sound future means fulfilling our mandated obligations. We propose to fulfill our obligations to the Employee's Retirement System (ERS), Employer Union Trust Fund (EUTF), and provided an additional $3.0 million for Other Post-Employment Benefits (OPEB).

Key Operation Highlights

Given the seriousness of the ongoing COVID-19 public health emergency, the proposed budget focuses on maintaining operations without significant

operational expansions. The total appropriation of County funds for the proposed FY 2022 operations budget is $669.6 million. This is a decrease of $13.2 million or 1.9 percent, from the current fiscal year.

The proposed budget shows an overall decrease of 0.1percent, or 1.5 in equivalent personnel, from all sources of funds. A detailed summary of organizational changes and equivalent personnel can be found in the Budget Overview section of this program budget document. Our Departments will be tasked with "doing more with less" while being creative to accomplish the needs of our community.

The opening of the new County Service Center in Kahului signified the start of a new age of County services, with a focus on accessibility and customer satisfaction for our residents with a "one-stop-shop". For many years to come, our residents may visit the Service Center for bill payments, driver licensing test, vehicle registration, and permits for their family homes. For those looking for more convenient services, the ability to pay by phone, online, and at kiosks will be expanded.

Accessibility and convenience will be extended to our East Maui Community as we appropriate $3 million for the Old Hana School improvements. Once this project is complete, our Parks Department and other agencies, including non-profit organizations will have a newly renovated facility to provide necessary services to the community.

In early 2022, we look forward to the opening of the new Central Maui Bus Hub which will accommodate those who rely upon public transportation. This facility will be centrally located near housing, shopping, and other essential services.

Given the impacts of the COVID-19 outbreak, it is more vital than ever that we provide funds to diversify our economy. While we still recognize that our main economic engine, the visitor industry, is providing livelihoods for our residents and tax revenue to help fund essential services, we must look to our future and support other economic engines.

As we look to our future, we must also learn from our past. The sugar industry played a big role in the agricultural sector in Maui County and the State of Hawaii and has taught our residents basic farming skills. We have also learned from the pandemic that we should start to build a foundation to become more self-sustaining. Therefore, as we continue to support the Maui County

Visitor Association with $1.5 million, I am committed to supporting diversified agriculture in Maui County with $1.5 million for the agricultural micro grants program, $400,000 each for the Maui Farm Bureau and the Hawaii Farmers Union United, $100,000 for an Upcountry cooling plant, $185,000 for the Molokai Livestock Cooperative, and $2 million for a Lanai Agricultural Park.

I have also included in this year's budget an appropriation for $360,000 for the Hawaii Taro Farm LLC. These funds will lay the groundwork for the future in agricultural development through capacity building, education, training, and cultural preservation.

We also look to diversify our economy through technology and business development. The Maui Economic Development Board plays an integral part in our community to train and prepare our youth and expand our workforce. They have paved the way for adding agri-tech, energy, and health sectors into our community. Maui Economic Opportunity, University of Hawaii Maui College, and Ma Ka Hana Ka Ike have also provided much needed training programs for our residents.

Capital Improvement Program Overview

Capital Improvement Projects are tangible investments for the future of our community. The Fiscal Year 2022 proposed Capital Improvement Budget is $159.3 million. This total includes capital projects funded through the county, grants, and other revenue funds. The FY 2022 CIP budget includes $87.5 million of projects funded through bond funding, or 54.9 percent of capital projects. In comparison, 45.8 percent of capital projects were funded through general obligation bonds in FY 2021.

The FY 2022 budget emphasizes the importance of investing in a diverse range of infrastructure and facilities projects to provide for a well-rounded, well-maintained future for our community. The health and wellbeing of our residents stem from a healthy environment. With that said, Water and Wastewater projects totaling $68.8 million, continue to be a priority for Maui County.

Outdoor activities and recreation is also a key factor to a healthy community, and this year we are proposing over $32 million in projects to improve our facilities and recreational areas. The chart and table below outline the FY 2022 capital improvement projects by project type. Further details and

a full list of projects can be found in the capital budget portion of this document.

Figure 1-1a Capital Budget by Project Type

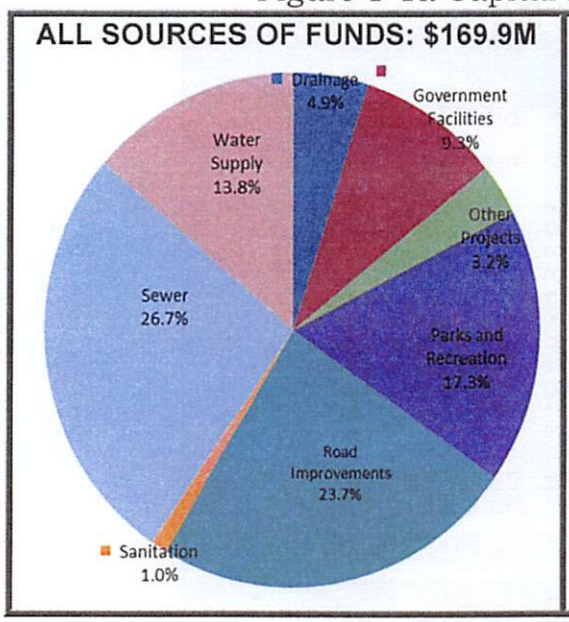

ALL SOURCES OF FUNDS: $169.9M

Project Type	FY 2022 Proposed
Drainage	$8,300,000
Government Facilities	$15,860,000
Other Projects	$5,485,000
Parks and Recreation	$29,410,000
Road Improvements	$40,278,100
Sanitation	$1,770,000
Sewer	$45,350,000
Water Supply	$23,425,000
TOTAL	$169,878,100

Revenue Overview

The County's FY 2022 estimated revenues and expenditures from all sources of funds total $979.1 million. The estimated revenue from real property tax is $375.5 million (net of circuit breaker tax credit), which represents 75 percent of the total estimated General Fund revenue, and 47.9 percent of estimated total county revenue.

Real property tax revenue is based on valuations of real property with tax rates assigned to each classification. For FY 2022, real property tax rates have been reduced for the owner-occupied classification with a valuation less than $1.5 million. This budget also proposes to reduce the minimum tax by $50, from $400 to $350. This past year, our short-term rentals have felt the impact because of the travel restrictions. Meanwhile, they have experienced an increase in their valuation therefore, I have proposed a slight rate decrease for this classification.

While we still experience uncertainty of our State's economy, the FY 2022 Budget does not recognize Transient Accommodations Tax revenue. Although there has been uptick in visitors to our state, it is unknown at this time whether the distribution of TAT will be remitted to each County.

A comparison of estimated revenues from the FY 2021 Adopted Budget to the FY 2022 proposed budget is listed below:

Figure 1-1b Projected Revenue by Source

REVENUE SOURCE	FY 2021 ADOPTED	FY 2022 PROPOSED	CHANGE AMOUNT	CHANGE PERCENT
Real Property Taxes	$376,419,651	$371,893,010	-$4,526,641	-1.2%
Circuit Breaker Tax Credit	(494,410)	(490,677)	$3,733	-0.8%
Charges for Current Services	$138,466,202	$151,362,496	$12,896,294	9.3%
Transient Accommodation Tax	$0	$0	$0	n/a
Public Service Company Tax	$7,000,000	$7,500,000	$500,000	7.1%
Licenses and Permits	$34,610,252	$36,466,500	$1,856,248	5.4%
Fuel	$11,600,000	$15,400,000	$3,800,000	32.8%
Franchise Taxes	$9,600,000	$9,600,000	$0	n/a
Special Assessments	$4,458,329	$7,415,000	$2,956,671	66.3%
Other Intergovernmental	$14,270,000	$17,200,000	$2,930,000	20.5%
Fines, Forfeitures, Penalties	$2,000,000	$1,500,000	-$500,000	-25.0%
Use of Money & Property	$2,720,000	$2,919,302	$199,302	7.3%
Miscellaneous	$863,000	$669,794	-$193,206	-22.4%
Bonds	$80,305,321	$85,580,900	$5,275,579	6.6%
Lapsed Bond Proceeds	$1,577,679	$1,872,000	$294,321	18.7%
Carryover Savings	$96,216,351	$84,490,089	-$11,726,262	-12.2%
Grant Revenue	$97,473,239	$119,688,676	$22,215,437	22.8%
Sub-Total	$877,085,614	$913,067,090	$35,981,476	4.1%
Interfund Transfers	$43,001,438	$37,062,827	-$5,938,611	-13.8%
Total Estimated Gross Revenues*	$920,087,052	$950,129,917	$30,042,865	3.3%

* The Revolving Fund is not presented in the above figure. However, the FY2022 Mayor's Proposed amount for Revolving Fund is $30,482,632, which total the County of Maui Budget by $979,112,549.

I look forward to working with all of you in the upcoming weeks as you deliberate the FY 2022 budget. Through continued collaboration and a commitment to fiscal responsibility, we will move our community forward. I strongly believe that with responsible planning and the right investments, together we can provide essential services to our residents today, while laying the foundation for a healthy, thriving community for generations to come.

Sincerely,

Michael P. Victorino

MICHAEL P. VICTORINO
Maui County Mayor

cc: Keani N.W. Rawlins-Fernandez, Chair
Budget, Finance, and Economic Development Committee

TABLE OF CONTENTS

ORDINANCE NO.	BILL NO.	TITLE
	(2021)	A BILL FOR AN ORDINANCE RELATING TO THE OPERATING BUDGET FOR THE COUNTY OF MAUI FOR THE FISCAL YEAR JULY 1, 2021 TO JUNE 30, 2022
	(2021)	A BILL FOR AN ORDINANCE RELATING TO THE CAPITAL PROGRAM FOR THE FISCAL YEAR ENDING JUNE 30, 2022
	(2021)	A BILL FOR AN ORDINANCE AUTHORIZING THE ISSUANCE OF EIGHTY-FIVE MILLION, FIRE HUNDRED EIGHTY THOUSAND, NINE HUNDRED DOLLARS ($85,580,900) AGGREGATE PRINCIPAL AMOUNT OF GENERAL OBLIGATION BONDS OF THE COUNTY OF MAUI FOR THE PURPOSE OF PROVIDING FUNDS TO PAY ALL OR A PART OF THE COST OF APPROPRIATIONS FOR PUBLIC IMPROVEMENTS OF AND FOR THE COUNTY OF MAUI; FIXING THE FORM, DENOMICATIONS AND CERTAIN OTHER FEATURES OF SUCH BONDS AND PROVIDING FOR THEIR SALE; AUTHORIZING THE DIRECTOR OF FINANCE TO DETERMINE CERTAIN DETAILS OF THE BONDS; AUTHORIZING THE ISSUANCE AND SALE OF A LIKE PRINCIPAL AMOUNT OF GENERAL OBLIGATION BOND ANTICIPATION NOTES IN ANTICIPATION OF THE ISSUANCE AND SALE OF SUCH BONDS; AUTHORIZING THE ISSUANCE OF REFUNDING GENERAL OBLIGATION BONDS OF THE COUNTY; AND PROVIDING FOR OTHER ACTIONS RELATED TO THE ISSUANCE, SALE AND DELIVERY OF SAID BONDS
	(2021)	A BILL FOR AN ORDINANCE DETERMINING THAT PART OF THE PROCEEDS OF GENERAL OBLIGATION BONDS OF THE COUNTY OF MAUI HERETOFORE ISSUED IS IN EXCESS OF THE AMOUNTS REQUIRED FOR THE PURPOSES FOR WHICH SUCH BONDS WERE INITIALLY ISSUED, OR MAY OR SHOULD NOT BE APPLIED TO THOSE PURPOSES, AND DIRECTING SUCH PROCEEDS TO OTHER PUBLIC IMPROVEMENTS OR AUTHORIZED PURPOSES OF THE COUNTY OF MAUI
	(2021)	A BILL FOR AN ORDINANCE AUTHORIZING THE MAYOR OF THE COUNTY OF MAUI TO ENTER INTO AN INTERGOVERNMENTAL AGREEMENT FOR A LOAN FROM THE STATE OF HAWAII'S WATER POLLUTION CONTROL REVOLVING FUND FOR VARIOUS WASTEWATER PROJECTS, FISCAL YEAR 2022 BUDGET ORDINANCE
	(2021)	A BILL FOR AN ORDINANCE AUTHORIZING THE MAYOR OF THE COUNTY OF MAUI TO ENTER INTO AN INTERGOVERNMENTAL AGREEMENT FOR A LOAN FROM THE STATE OF HAWAII'S DRINKING WATER TREATMENT REVOLVING LOAN FUND FOR WEST MAUI SOURCE DEVELOPMENT, FISCAL YEAR 2022 BUDGET ORDINANCE
	(2021)	A BILL FOR AN ORDINANCE AMENDING SECTION 3.38.020, MAUI COUNTY CODE, RELATING TO THE HAWAIIAN CULTURAL RESTORATION AND REVOLVING FUND

TABLE OF CONTENTS

ORDINANCE NO.	BILL NO.	TITLE
	(2021)	A BILL FOR AN ORDINANCE AMENDING CHAPTER 3.81, MAUI COUNTY CODE, RELATING TO ECONOMIC DEVELOPMENT AND CULTURAL PROGRAMS REVOLVING FUND
	(2021)	ADOPTING THE FUEL TAX RATES FOR THE COUNTY OF MAUI EFFECTIVE JULY 1, 2021
	(2021)	AUTHORIZING THE ACQUISITION OF REAL PROPERTY IDENTIFIED AS TAX MAP KEY NOS. (2) 4-6-011:011 AND (2) 4-6-011:028, SITUATED IN LAHAINA, MAUI, HAWAII, FOR AN AMOUNT NOT TO EXCEED $650,000

ORDINANCE NO. _____

BILL NO. _____ (2021)

A BILL FOR AN ORDINANCE RELATING TO THE
OPERATING BUDGET FOR THE COUNTY OF MAUI
FOR THE FISCAL YEAR JULY 1, 2021 TO JUNE 30, 2022

BE IT ORDAINED BY THE PEOPLE OF THE COUNTY OF MAUI:

SECTION 1. This ordinance may be referred to as the "Fiscal Year 2022 Budget."

SECTION 2. The several amounts listed below are declared to be estimated revenues of the County of Maui for the Fiscal Year July 1, 2021 through June 30, 2022, and are appropriated to the functions, programs, funds, departments, and agencies for the purposes set forth in Sections 3 and 4.

ESTIMATED REVENUES

FROM TAXES, FEES AND ASSESSMENTS:	
Real Property Taxes	371,893,010
Circuit Breaker Adjustment	(490,677)
Charges for Current Services	151,362,496
Public Service Company Tax	7,500,000
Licenses/Permits/Others	41,555,596
Fuel and Franchise Taxes	23,500,000
Special Assessments	7,415,000
Other Intergovernmental	17,200,000
FROM OTHER SOURCES:	
Interfund Transfers	37,062,827
Bond/Lapsed Bond	87,452,900
Carryover/Savings:	
General Fund	56,738,319
Sewer Fund	5,521,340
Highway Fund	1,574,122
Solid Waste Management Fund	-451,073
Environmental Protection and Sustainability Fund	898,082
Liquor Fund	674,182
Water Fund	19,535,117
TOTAL ESTIMATED REVENUES	828,941,241

SECTION 3. The amounts listed in this Section are appropriated from the general fund, unless otherwise specified, to the functions, programs, offices, departments and agencies, and for the personnel identified for the Fiscal Year July 1, 2021 through June 30, 2022.

FUNCTION AND PROGRAMS	A - Salaries	B – Operations & Equipment	Total
A. LEGISLATIVE FUNCTIONS (Appropriations for legislative functions shall be deemed consolidated to the extent necessary to allow transfers or other adjustments by Council resolution; and to allow transfers between the Office of the County Clerk and Office of the County Council for programs to enable compliance with legal requirements.)			
1. Office of the County Clerk			
a. County Clerk Program	876,272	1,133,100	2,009,372
(1) Disbursement for salaries and premium pay is not restricted by Section 5.			
2. Office of the County Council			
a. Council Services Program	4,770,512	2,481,897	7,252,409
(1) Disbursement for salaries and premium pay is not restricted by Section 5.			
b. County Auditor Program	501,183	826,918	1,328,101
(1) Disbursement for salaries and premium pay is not restricted by Section 5.			
B. MANAGEMENT AND OTHER FUNCTIONS			
1. Department of the Corporation Counsel			
a. Legal Services Program	3,593,380	694,123	4,287,503
(1) Disbursement for salaries and premium pay is limited to 37.5 equivalent personnel.			
2. Emergency Management Agency			
a. Emergency Management Program	617,005	445,426	1,062,431
(1) Disbursement for salaries and premium pay is limited to 9.0 equivalent personnel.			

FUNCTION AND PROGRAMS	A - Salaries	B – Operations & Equipment	Total
(2) Grant to American Red Cross	0	50,000	50,000
3. Department of Environmental Management			
a. Administration Program – General Fund	495,611	151,378	646,989
(1) Disbursement for salaries and premium pay is limited to 5.0 equivalent personnel.			
b. Wastewater Administration Program – Sewer Fund			
(1) General	1,710,760	1,310,307	3,021,067
(i) Disbursement for salaries and premium pay is limited to 20.0 equivalent personnel.			
(2) Contribution to General Fund – Employees' Retirement System (ERS) and Federal Insurance Contributions Act (FICA)	0	2,773,727	2,773,727
(3) Contribution to General Fund – Hawaii Employer-Union Health Benefits Trust Fund (EUTF)	0	1,962,204	1,962,204
(4) Contribution to General Fund – Other Post-Employment Benefits (OPEB)	0	1,092,840	1,092,840
(5) Debt Service	0	8,766,974	8,766,974
(6) Administrative Overhead Charge	0	6,296,754	6,296,754
c. Wastewater Operations Program – Sewer Fund	7,298,760	15,670,403	22,969,163
(1) Disbursement for salaries and premium pay is limited to 101.0 equivalent personnel and 1.0 Limited Term Appointment (LTA) equivalent personnel.			
d. Solid Waste Administration Program – Solid Waste Management Fund			
(1) General	1,151,566	330,302	1,481,868
(i) Disbursement for salaries and premium pay is limited to 14.0 equivalent personnel.			

FUNCTION AND PROGRAMS	A - Salaries	B – Operations & Equipment	Total
(2) Contribution to General Fund – Employees' Retirement System (ERS) and Federal Insurance Contributions Act (FICA)	0	2,274,398	2,274,398
(3) Contribution to General Fund – Hawaii Employer-Union Health Benefits Trust Fund (EUTF)	0	1,608,966	1,608,966
(4) Contribution to General Fund – Other Post-Employment Benefits (OPEB)	0	896,106	896,106
(5) Debt Service	0	4,870,899	4,870,899
(6) Administrative Overhead Charge	0	4,077,848	4,077,848
e. Solid Waste Operations Program – Solid Waste Management Fund (1) Disbursement for salaries and premium pay is limited to 93.0 equivalent personnel.	6,133,284	8,288,534	14,421,818
f. Environmental Protection and Sustainability Program – Environmental Protection and Sustainability Fund (1) Disbursement for salaries and premium pay is limited to 4.5 equivalent personnel.	277,665	6,595,506	6,873,171
(2) Grant to Malama Maui Nui	0	155,500	155,500
(3) Grant for Go Green West Maui recycling	0	143,407	143,407
(4) Grant to Community Work Day Program, dba Malama Maui Nui	0	266,000	266,000
(5) Green Grants Program	0	100,000	100,000
(6) Contribution to General Fund – Employees' Retirement System (ERS) and Federal Insurance Contributions Act (FICA)	0	87,881	87,881

FUNCTION AND PROGRAMS	A - Salaries	B – Operations & Equipment	Total
(7) Contribution to General Fund – Hawaii Employer-Union Health Benefits Trust Fund (EUTF)	0	62,169	62,169
(8) Contribution to General Fund – Other Post-Employment Benefits (OPEB)	0	34,625	34,625
(9) Administrative Overhead Charge	0	169,348	169,348
4. Department of Finance			
a. Administration Program	963,349	104,912	1,068,261
(1) Disbursement for salaries and premium pay is limited to 12.8 equivalent personnel.			
b. Accounts Program	1,362,810	219,200	1,582,010
(1) Disbursement for salaries and premium pay is limited to 21.0 equivalent personnel.			
c. Real Property Assessment Program	2,512,294	849,880	3,362,174
(1) Disbursement for salaries and premium pay is limited to 44.0 equivalent personnel.			
d. Motor Vehicle and Licensing Program	2,727,864	1,976,922	4,704,786
(1) Disbursement for salaries and premium pay is limited to 55.7 equivalent personnel.			
e. Purchasing Program	405,696	70,529	476,225
(1) Disbursement for salaries and premium pay is limited to 8.0 equivalent personnel.			
f. Treasury Program	994,676	637,394	1,632,070
(1) Disbursement for salaries and premium pay is limited to 18.0 equivalent personnel.			
g. Countywide Costs			
(1) Fringe Benefits	0	139,319,220	139,319,220
(2) Fringe Benefits Reimbursement	0	(26,645,185)	(26,645,185)

FUNCTION AND PROGRAMS	A - Salaries	B – Operations & Equipment	Total
(3) Bond Issuance and Debt Service	0	44,764,790	44,764,790
(4) Supplemental Transfer to the Environmental Protection and Sustainability Fund	0	3,939,905	3,939,905
(5) Supplemental Transfer to the Solid Waste Fund	0	4,041,955	4,041,955
(6) Insurance Programs and Self Insurance	0	13,365,000	13,365,000
(7) Transfer to the Open Space, Natural Resources, Cultural Resources, and Scenic Views Preservation Fund	0	3,714,023	3,714,023
(8) Transfer to the Affordable Housing Fund	0	14,856,093	14,856,093
(9) General Costs	0	2,162,000	2,162,000
(10) COVID-19	0	10,000,000	10,000,000
(11) Overhead Reimbursement	0	(21,137,000)	(21,137,000)
(12) Transfer to the Emergency Fund	0	3,000,000	3,000,000
(13) Post-Employment Obligations	0	3,000,000	3,000,000
(14) One Main Plaza Lease	0	500,000	500,000
5. Department of Fire and Public Safety			
a. Administration Program	1,613,343	809,381	2,422,724
(1) Disbursement for salaries and premium pay is limited to 19.0 equivalent personnel.			
b. Training Program	857,688	936,934	1,794,622
(1) Disbursement for salaries and premium pay is limited to 9.0 equivalent personnel.			
c. Fire/Rescue Operations Program	30,245,910	4,816,776	35,062,686
(1) Disbursement for salaries and premium pay is limited to 287.0 equivalent personnel.			

FUNCTION AND PROGRAMS	A - Salaries	B – Operations & Equipment	Total
d. Fire Prevention Program (1) Disbursement for salaries and premium pay is limited to 11.0 equivalent personnel.	1,078,879	111,511	1,190,390
e. Ocean Safety Program (1) Disbursement for salaries and premium pay is limited to 63.0 equivalent personnel.	4,589,986	615,702	5,205,688
6. Department of Housing and Human Concerns			
a. Administration Program (1) Disbursement for salaries and premium pay is limited to 5.0 equivalent personnel.	442,353	29,295	471,648
b. Housing Program			
(1) General (i) Disbursement for salaries and premium pay is limited to 8.0 equivalent personnel.	532,518	234,753	767,271
(2) Grants and disbursements for affordable rental housing programs	0	2,000,000	2,000,000
(3) Transfer to the Home Acquisition and Ownership Programs Revolving Fund	0	1,000,000	1,000,000
(4) Grant to Hale Mahaolu for homeowners & housing counseling program	0	190,000	190,000
(5) Grant to the Hawaii Community Foundation		250,000	250,000
c. Human Concerns Program			
(1) General (i) Disbursement for salaries and premium pay is limited to 75.0 equivalent personnel.	4,012,131	1,999,705	6,011,836
(2) Grants and disbursements for food, shelter, and safety	0	882,843	882,843

FUNCTION AND PROGRAMS	A - Salaries	B – Operations & Equipment	Total
(3) Grants and disbursements for early childhood			
(i) Early Childhood Programs	0	350,443	350,443
(ii) E Malama I Na Keiki O Lanai Preschool	0	86,335	86,335
(iii) Imua Family Services	0	39,655	39,655
(iv) Maui Economic Opportunity, Inc., for Head Start Afterschool Programs	0	270,160	270,160
(v) Maui Economic Opportunity, Inc., for Head Start Summer Programs (a) At least $28,963 must be for the Head Start Summer Program on Molokai.	0	189,262	189,262
(vi) Maui Economic Opportunity, Inc., for Infant/Toddler Care Program	0	107,885	107,885
(vii) Maui Family Support Services	0	115,000	115,000
(viii) Partners in Development Foundation	0	40,000	40,000
(4) Grants and disbursements for health, human services, and education			
(i) Feed My Sheep	0	100,000	100,000
(ii) Habitat for Humanity Maui	0	125,000	125,000
(iii) Hale Mahaolu Personal Care Grant	0	115,000	115,000
(iv) Hale Makua	0	100,000	100,000
(v) Homeless Programs	0	1,769,806	1,769,806
(vi) Hui Laulima O Hana for Hana Dialysis Home Program	0	98,193	98,193
(vii) Hui Malama Learning Center	0	297,616	297,616

FUNCTION AND PROGRAMS	A - Salaries	B – Operations & Equipment	Total
(viii) Lanai Community Health Center	0	82,610	82,610
(ix) Lanai Kinaole	0	150,000	150,000
(x) Maui Day Care Center for Senior Citizens and Disabled, Inc., dba Maui Adult Day Care Centers	0	383,440	383,440
(xi) Maui Economic Opportunity, Inc., for Enlace Hispano Program	0	105,247	105,247
(xii) Maui Economic Opportunity, Inc., for Senior Planning and Coordination Council Coordinator	0	87,075	87,075
(xiii) The Maui Farm, Inc.	0	257,200	257,200
(xiv) Maui Food Bank, Inc.	0	400,000	400,000
(xv) Mental Health Association in Hawaii	0	95,000	95,000
(xvi) Mental Health Kokua	0	192,337	192,337
(xvii) Molokai Child Abuse Prevention Pathways	0	99,750	99,750
(xviii) National Kidney Foundation of Hawaii	0	25,200	25,200
(xix) The Salvation Army	0	180,000	180,000
(xx) Self-Sufficiency Programs	0	95,000	95,000
(xxi) Services to the Frail and Elderly	0	861,739	861,739
(xxii) Special Olympics Hawaii, Inc. (a) At least $11,000 must be for Molokai participation in Special Olympics events.	0	35,000	35,000
(xxiii) Women Helping Women	0	228,000	228,000

FUNCTION AND PROGRAMS	A - Salaries	B – Operations & Equipment	Total
(a) Up to $11,000 must be used to provide services in East Maui.			
(xxiv) Suicide Prevention	0	50,000	50,000
(a) Support suicide prevention on Molokai.			
(5) Grants and disbursements for substance abuse prevention and treatment			
(i) Kumpang Lanai for Coalition for a Drug Free Lanai	0	50,000	50,000
(ii) Maui Economic Opportunity, Inc., B.E.S.T. (Being Empowered and Safe Together) Reintegration Program	0	108,150	108,150
(iii) Maui Economic Opportunity, Inc. for Underage Drinking Prevention Campaign	0	53,825	53,825
(iv) Substance Abuse Programs	0	756,049	756,049
(v) Youth Alcohol Education Awareness Programs	0	70,000	70,000
(6) Grants and disbursements for youth centers and programs			
(i) Best Buddies Hawaii, LLC	0	85,000	85,000
(ii) Big Brothers Big Sisters of Maui	0	146,797	146,797
(iii) Boys & Girls Clubs of Maui, Inc., for Central, Haiku, Lahaina, Makawao, Paukukalo, and Kahekili Terrace Clubhouses	0	1,363,993	1,363,993
(iv) Hana Youth Center, Inc.	0	154,393	154,393
(v) Hawaiian Kamalii, Inc.	0	18,672	18,672
(vi) Kihei Youth Center	0	289,856	289,856

FUNCTION AND PROGRAMS	A - Salaries	B – Operations & Equipment	Total
(vii) Lahaina Intermediate School Education Foundation for Lahaina Tutoring Project	0	11,000	11,000
(viii) Lanai Youth Center	0	219,347	219,347
(ix) Maui Economic Opportunity, Inc., for Youth Services	0	221,850	221,850
(x) Molokai Community Service Council, Inc., for Molokai Youth Center	0	310,931	310,931
(xi) Paia Youth Council, Inc.	0	284,527	284,527
(xii) Project Graduation (a) (A) No more than $5,300 may be granted to each school that applies; (B) At least 50 percent of each school's grant must subsidize graduates' participation based on economic need.	0	47,741	47,741
(xiii) Youth Programs	0	94,177	94,177
d. Animal Management Program (1) Grant to Maui Humane Society for Animal Sheltering Program (i) County funds may not be expended to operate pet cremation services, direct release quarantine services, or any other Maui Humane Society earned-income activities not related to contractual obligations.	0	1,598,468	1,598,468
(2) Grant to Molokai Humane Society	0	137,634	137,634
(3) Animal Enforcement Program (i) At least $750,000 must be for feral animal control. (ii) County funds may not be expended to operate pet cremation services, direct release quarantine services, or	0	1,571,650	1,571,650

FUNCTION AND PROGRAMS	A - Salaries	B – Operations & Equipment	Total
any other earned-income activities not related to contractual obligations.			
(4) Spay/Neuter Programs	0	100,000	100,000
7. Department of Liquor Control – Liquor Fund			
a. Liquor Control Program	1,576,000	421,788	1,997,788
(1) Disbursement for salaries and premium pay is limited to 25.0 equivalent personnel.			
b. Administrative Overhead Charge	0	1,103,200	1,103,200
8. Department of Management			
a. Management Program	1,339,339	2,280,760	3,620,099
(1) Disbursement for salaries and premium pay is limited to 15.0 equivalent personnel.			
(2) Grant to Maui County Veterans Council	0	20,000	20,000
(3) Grant to Molokai Veterans Caring for Veterans	0	10,000	10,000
(4) Grant to West Maui Veterans Club	0	5,000	5,000
b. Information Technology Services (ITS) Program	4,285,124	7,069,838	11,354,962
(1) Disbursement for salaries and premium pay is limited to 53.0 equivalent personnel.			
9. Office of the Mayor			
a. Administration Program	1,777,637	202,832	1,980,469
(1) Disbursement for salaries and premium pay is not restricted by Section 5.			
(2) Grant to Akaku: Maui Community Television	0	100,000	100,000
(3) Renewable Energy Programs	0	275,000	275,000
(4) Coqui Frog Eradication Project	0	1,000,000	1,000,000

FUNCTION AND PROGRAMS	A - Salaries	B – Operations & Equipment	Total
(5) Electrification of Transportation	0	72,500	72,500
(6) Climate Action Plan	0	150,000	150,000
(7) Resiliency Strategy	0	150,000	150,000
(8) Resiliency Hub	0	72,500	72,500
(9) Climate Mitigation/Adaptation Program	0	1,000,000	1,000,000
(10) Environmental Protection (i) Eradicate invasive species. (a) Eradicate Little Fire Ants for $500,000. (b) Eradicate Miconia and other invasive species for $400,000. (ii) Maui Nui Marine Resource Council for $225,000.	0	2,000,000	2,000,000
(11) Maui Soil/Water Conservation	0	183,000	183,000
(12) Soil/Water Conservation – Molokai/Lanai	0	30,000	30,000
b. Budget Program (1) Disbursement for salaries and premium pay is not restricted by Section 5.	519,904	95,147	615,051
c. Economic Development Program (1) General (i) Disbursement for salaries and premium pay is not restricted by Section 5.	1,089,692	382,177	1,471,869
(2) Grants and disbursements for business development and technology			
(i) Business Research Library	0	70,000	70,000
(ii) Council for Native Hawaiians	0	175,000	175,000
(iii) Wailuku Economic Development, Environmental, and Cultural Programs	0	140,000	140,000

FUNCTION AND PROGRAMS		A - Salaries	B – Operations & Equipment	Total
(iv)	Kahului Economic Development, Environmental, and Cultural Programs	0	140,000	140,000
(v)	East Maui Economic Development, Environmental, and Cultural Programs	0	140,000	140,000
(vi)	Friends of Old Maui High School	0	60,000	60,000
(vii)	Haiku-Paia-Makawao Economic Development, Environmental, and Cultural Programs	0	140,000	140,000
(viii)	Pukalani-Kula-Ulupalakua Economic Development, Environmental, and Cultural Programs	0	140,000	140,000
(ix)	Ka Ipu Kukui Fellows Leadership (a) Participation from Molokai and Lanai must be funded for qualified participants.	0	34,000	34,000
(x)	Lahaina Town Action Committee	0	50,000	50,000
(xi)	Lanai Economic Development, Environmental, and Cultural Programs	0	140,000	140,000
(xii)	Made in Maui County Festival	0	80,000	80,000
(xiii)	Ma Ka Hana Ka Ike, Inc. (a) Support the Ma Ka Hana Ka Ike building program.	0	345,000	345,000
(xiv)	Maui Economic Development Board, Inc. (a) At least $25,000 must be for science and technology programs for Molokai schools.	0	925,000	925,000
(xv)	Maui Economic Development Board, Inc. for Maui County	0	60,000	60,000

FUNCTION AND PROGRAMS	A - Salaries	B – Operations & Equipment	Total
Public High Schools Auto Program Model			
(xvi) Maui Economic Development Board, Inc. for Stemworks AFTER School Program	0	225,000	225,000
(xvii) Maui Economic Development Board, Inc. for Healthcare Partnership Program	0	60,000	60,000
(xviii) Maui Economic Opportunity, Inc., for Microenterprise Program (a) Funds must be made available to provide a full-time position for a Molokai loan manager.	0	285,000	285,000
(xix) Molokai Economic Development, Environmental, and Cultural Programs	0	140,000	140,000
(xx) Small Business Promotion	0	200,000	200,000
(xxi) South Maui Economic Development, Environmental, and Cultural Programs	0	140,000	140,000
(xxii) Sports and Events Promotion	0	200,000	200,000
(xxiii) Technology in Business Promotion	0	600,000	600,000
(xxiv) UH Maui College Cooperative Education Program	0	75,000	75,000
(xxv) West Maui Economic Development, Environmental, and Cultural Programs	0	140,000	140,000
(3) Grants and disbursements for culture, arts, and tourism			
(i) Festivals of Aloha	0	60,000	60,000
(ii) Halau Ke'alaokamaile	0	200,000	200,000
(iii) Hui No`eau Visual Art Center, Art with Aloha	0	50,000	50,000

FUNCTION AND PROGRAMS	A - Salaries	B – Operations & Equipment	Total
(iv) Hui No`eau Visual Art Center, Youth Family Art Outreach Program	0	25,000	25,000
(v) Cultural and Arts Program	0	200,000	200,000
(vi) Lahaina Boat Day	0	10,000	10,000
(vii) Maui Arts & Cultural Center	0	318,000	318,000
(viii) Maui Arts & Cultural Center, for Capital Project	0	600,000	600,000
(ix) Maui Arts & Cultural Center for Arts in Education and Innovative Programs	0	424,360	424,360
(x) Maui Community Theater	0	53,045	53,045
(xi) Maui Film Festival	0	100,000	100,000
(xii) Sister City Foundation	0	25,000	25,000
(4) Grants and disbursements for Visitors Industry			
(i) Maui County Visitor Association	0	1,500,000	1,500,000
(a) Up to $200,000 to educate visitors on cultural and environmental impacts, and emergency disaster preparedness.			
(ii) Maui Nui Marine Resource Council	0	100,000	100,000
(5) Grants and disbursements for Agricultural Promotion			
(i) Agricultural Promotion	0	200,000	200,000
(ii) Agricultural Technology Programs	0	100,000	100,000
(iii) Hawaii Farmers Union United, Four Maui Chapters	0	150,000	150,000
(iv) Hawaii Farmers Union United – Mentoring Program	0	225,000	225,000

FUNCTION AND PROGRAMS	A - Salaries	B – Operations & Equipment	Total
(v) Hawaii Taro Farm, LLC	0	360,000	360,000
(vi) Maui School Garden Network	0	100,000	100,000
(vii) Molokai Livestock Cooperative	0	135,000	135,000
(viii) University of Hawaii, College of Tropical Agriculture and Human Resources	0	150,000	150,000
(ix) Maui County Farm Bureau (1) Up to $100,000 must be for a vacuum cooling plant	0	500,000	500,000
(x) Maui Nui Botanical Gardens, Inc.	0	150,000	150,000
(xi) Molokai and Lanai Agriculture Production	0	100,000	100,000
(xii) Common Ground Collective	0	30,000	30,000
(xiii) Maui Economic Opportunity Agricultural Micro Grants Program	0	1,500,000	1,500,000
(xiv) Ohana Garden Project	0	75,000	75,000
(6) Grants and disbursements for Film Industry Promotion	0	130,000	130,000
10. Department of Parks and Recreation			
a. Administration Program			
(1) General	2,172,740	331,546	2,504,286
(i) Disbursement for salaries and premium pay is limited to 41.0 equivalent personnel.			
(2) Grant to The Lahaina Restoration Foundation	0	191,000	191,000
(3) Grant to Maui Community Correctional Center for Workline Program	0	117,000	117,000

FUNCTION AND PROGRAMS	A - Salaries	B – Operations & Equipment	Total
b. Parks Program (1) Disbursement for salaries and premium pay is limited to 72.4 equivalent personnel.	4,236,422	2,871,621	7,108,043
c. Recreation and Support Services Program (1) Disbursement for salaries and premium pay is limited to 319.0 equivalent personnel.	13,583,176	11,984,944	25,568,120
11. Department of Personnel Services			
a. Personnel Administration and Management Support Services Program (1) Disbursement for salaries and premium pay is limited to 20.0 equivalent personnel.	1,399,043	490,340	1,889,383
12. Department of Planning			
a. Administration and Planning Program			
(1) General (i) Disbursement for salaries and premium pay is limited to 76.0 equivalent personnel.	4,942,116	1,540,250	6,482,366
(2) Dune and Shoreline Management	0	104,196	104,196
(3) Grant to University of Hawaii Maui College Sea Grant	0	130,601	130,601
13. Department of Police			
a. Administration Program (1) Disbursement for salaries and premium pay is limited to 26.0 equivalent personnel.	2,621,219	2,987,711	5,608,930
b. Investigative Services Program (1) Disbursement for salaries and premium pay is limited to 106.0 equivalent personnel.	10,724,445	1,652,133	12,376,578
c. Uniformed Patrol Services Program (1) Disbursement for salaries and premium pay is limited to 305.7 equivalent personnel.	29,197,067	2,408,870	31,605,937

FUNCTION AND PROGRAMS	A - Salaries	B – Operations & Equipment	Total
d. Technical and Support Services Program (1) Disbursement for salaries and premium pay is limited to 114.5 equivalent personnel.	7,697,165	6,050,159	13,747,324
14. Department of the Prosecuting Attorney a. Prosecution Program (1) Disbursement for salaries and premium pay is limited to 83.5 equivalent personnel.	7,529,893	438,669	7,968,562
15. Department of Public Works a. Administration Program – General Fund (1) Disbursement for salaries and premium pay is limited to 7.0 equivalent personnel.	588,871	36,300	625,171
b. Engineering Program – General Fund (1) Disbursement for salaries and premium pay is limited to 43.3 equivalent personnel.	2,937,657	2,143,212	5,080,869
c. Special Maintenance Program – General Fund (1) Disbursement for salaries and premium pay is limited to 41.0 equivalent personnel.	2,512,584	2,188,266	4,700,850
d. Development Services Administration Program – General Fund (1) Disbursement for salaries and premium pay is limited to 37.0 equivalent personnel.	2,491,476	135,575	2,627,051
e. Highways Administration Program – Highway Fund (1) General (i) Disbursement for salaries and premium pay is limited to 7.0 equivalent personnel.	596,320	132,629	728,949
(2) Contribution to General Fund – Employees' Retirement System (ERS) and Federal Insurance Contributions Act (FICA)	0	2,816,112	2,816,112

FUNCTION AND PROGRAMS	A - Salaries	B – Operations & Equipment	Total
(3) Contribution to General Fund – Hawaii Employer-Union Health Benefits Trust Fund (EUTF)	0	1,992,188	1,992,188
(4) Contribution to General Fund – Other Post-Employment Benefits (OPEB)	0	1,109,539	1,109,539
(5) Debt Service	0	5,482,516	5,482,516
(6) Administrative Overhead Charge	0	6,062,871	6,062,871
f. Road, Bridge, and Drainage Maintenance Program – Highway Fund (1) Disbursement for salaries and premium pay is limited to 136.0 equivalent personnel.	7,683,692	5,547,821	13,231,513
g. Traffic Management Program – Highway Fund (1) Disbursement for salaries and premium pay is limited to 16.0 equivalent personnel.	1,031,200	563,895	1,595,095
16. Department of Transportation			
a. Administration Program – General Fund (1) Disbursement for salaries and premium pay is limited to 6.0 equivalent personnel.	538,653	139,133	677,786
b. Human Services Transportation Program – General Fund	0	5,800,000	5,800,000
c. Air Ambulance Program – General Fund	0	672,215	672,215
d. Administration Program – Highway Fund	0	1,550,000	1,550,000
e. Public Transit Program – Highway Fund	0	6,323,333	6,323,333
17. Department of Water Supply			
a. Administration Program – Water Fund (1) General (i) Disbursement for salaries and premium pay is limited to 73.0 equivalent personnel.	5,143,124	7,492,062	12,635,186

FUNCTION AND PROGRAMS	A - Salaries	B – Operations & Equipment	Total
(2) Grant for Auwahi Forest Restoration	0	141,576	141,576
(3) Grant for Countywide Watershed Protection	0	200,000	200,000
(4) Grant for East Maui Watershed Protection	0	769,557	769,557
(5) Grant for East Molokai Watershed Protection	0	250,000	250,000
(6) Grant for Hawaii Agriculture Research Center	0	55,500	55,500
(7) Grant for Honokowai/Wahikuli Watershed	0	77,466	77,466
(8) Grant for Eradication of Miconia and other invasive plants	0	260,000	260,000
(9) Grant for Pu`u Kukui Watershed Preserve	0	340,000	340,000
(10) Grant for Mauna Kahalawai Watershed	0	624,000	624,000
b. Departmental Expenses – Water Fund			
(1) Debt Service	0	5,963,064	5,963,064
(2) Contribution to General Fund – Employee Benefits	0	8,231,185	8,231,185
(3) Insurance	0	475,000	475,000
(4) Contribution to General Fund – Other Post-Employment Benefits (OPEB)	0	1,703,245	1,703,245
(5) Administrative Overhead Charges	0	3,426,979	3,426,979
(6) Refund for Mainline Expenses	0	500,000	500,000
c. Water Operations Program – Water Fund	10,352,113	26,808,957	37,161,070
(1) Disbursement for salaries and premium pay is limited to 149.0 equivalent personnel and 2.0 Limited Term Appointment (LTA) equivalent personnel.			

FUNCTION AND PROGRAMS	A - Salaries	B – Operations & Equipment	Total
TOTAL OPERATING APPROPRIATIONS	208,332,167	461,271,474	669,603,641

SECTION 4. Appropriations are hereby made for the following capital improvement projects (CIP):

PROJECT TITLE	APPROPRIATION
A. Department of Environmental Management	
1. Countywide	
a. Sanitation	
(1) Solid Waste Management Fund	
(i) Environmental Compliance System Design and Construction	250,000
b. Sewer	
(1) Sewer Fund	
(i) Countywide Environmental Protection Agency (EPA) Compliance Wastewater Reclamation Facility Renovation Projects	4,000,000
(ii) Countywide Environmental Protection Agency (EPA) Compliance Projects	500,000
(iii) Countywide Wastewater System Modifications	1,000,000
2. Kihei-Makena Community Plan Area	
a. Sewer	
(1) Sewer Fund	
(i) Kaiola Place Sewer Extension	100,000
(ii) Kihei No. 6 Force Main Replacement	650,000
(iii) Kihei No. 16 Pump Station Rehabilitation and Force Main Replacement	900,000
(iv) Kihei Wastewater Pump Station No. 2 Modification/Upgrade	200,000
(2) Bond Fund	
(i) Kihei Wastewater Pump Station No. 7 Relocation	800,000
(ii) Kihei Wastewater Pump Station No. 9 Modification/Upgrade	2,300,000
(3) State Revolving Loan Fund	
(i) Kihei No. 7 Force Main Replacement	900,000
(ii) Kihei No. 8 Force Main Replacement	1,000,000
3. Lanai Community Plan Area	
a. Sewer	
(1) Sewer Fund	
(i) Lanai Wastewater Reclamation Facility Plan	150,000
4. Wailuku-Kahului Community Plan Area	
a. Other Projects	
(1) Solid Waste Management Fund	
(i) County of Maui Greenwaste and Biosolids Management	100,000
b. Sanitation	
(1) Bond Fund	

(i) Central Maui Landfill Phase II/III Interface Development	850,000
(ii) Central Maui Landfill Phase III-B Lateral Expansion	250,000
(2) Solid Waste Management Fund	
(i) Central Maui Landfill Gas Collection System Reliability	320,000
(ii) Central Maui Landfill Stormwater Management Improvements	100,000
c. Sewer	
(1) Sewer Fund	
(i) Wailuku-Kahului Environmental Protection Agency (EPA) Compliance Sewer Rehabilitation	2,000,000
5. West Maui Community Plan Area	
a. Sewer	
(1) Bond Fund	
(i) Lahaina Wastewater Reclamation Facility R-1 Process Expansion	10,500,000
(ii) Napili No. 1 Force Main Replacement	300,000
(iii) Napili Wastewater Pump Station No. 1 Modifications	550,000
(iv) West Maui Recycled Water System Expansion	6,000,000
(2) Sewer Fund	
(i) Lahaina Wastewater Reclamation Facility Emergency Generator Replacement	500,000
(ii) West Maui Environmental Protection Agency (EPA) Compliance Sewer Rehabilitation	2,000,000
(3) State Revolving Loan Fund	
(i) Napili Wastewater Pump Station No. 3 Modifications	4,000,000
(ii) West Maui Recycled Water System Expansion	7,000,000
B. Department of Finance	
1. Countywide	
a. Other Projects	
(1) Bond Fund	
(i) Countywide Equipment	4,785,000
(a) Up to $2,455,000 must be for (1) dozer for the Hana Landfill; (1) mini manual refuse truck for West Maui; (1) dump truck, (1) roll-off truck, and (1) Sitework GPS System for the Central Maui Landfill, and (1) wheel loader and (1) manual rear loader for the Molokai landfill.	
(b) Up to $2,330,000 must be for (2) 1500-GPM pumper trucks, for (1) each, at the Kula Fire Station and Lanai Fire Station.	
C. Department of Fire and Public Safety	
1. Countywide	
a. Government Facilities	
(1) General Fund	
(i) Countywide Fire Facilities	300,000

2. Lanai Community Plan Area
a. Government Facilities
(1) Bond Fund
(i) Lanai Fire Station Improvements 2,600,000

3. Makawao-Pukalani-Kula Community Plan Area
a. Government Facilities
(1) Bond Fund
(i) Makawao Fire Station Renovation/Addition 770,000

4. Molokai Community Plan Area
a. Government Facilities
(1) General Fund
(i) Hoolehua Fire Station Renovation/Addition 550,000

5. Paia-Haiku Community Plan Area
a. Government Facilities
(1) Bond Fund
(i) Haiku Fire Station 800,000

D. Department of Management
1. Wailuku-Kahului Community Plan Area
a. Government Facilities
(1) Bond Fund
(i) 60 North Church Street Building Renovation 628,000
(ii) 100 Mahalani Street Renovations 2,000,000

(2) Lapsed Bond Proceeds
(i) 60 North Church Street Building Renovation 1,872,000

E. Department of Parks and Recreation
1. Countywide
a. Parks and Recreation
(1) General Fund
(i) Countywide Parks Americans with Disabilities Act (ADA) Improvements 500,000
(ii) Countywide Parks Facilities 500,000

(2) Park Assessment Fund
(i) Countywide Park Playground Improvements 600,000

2. Hana Community Plan Area
a. Government Facilities
(1) Bond Fund
(i) Old Hana School Improvements 3,000,000

b. Parks and Recreation
(1) Bond Fund
(i) Helene Hall Improvements 1,300,000

3. Kihei-Makena Community Plan Area
   a. Parks and Recreation
      (1) General Fund
         (i) South Maui Beach Parks Parking Lots Improvements 775,000

4. Lanai Community Plan Area
   a. Parks and Recreation
      (1) Bond Fund
         (i) Lanai Youth Center and Skate Park 4,000,000

5. Paia-Haiku Community Plan Area
   a. Parks and Recreation
      (1) General Fund
         (i) Alfred Flako Boteilho Sr. Gym Improvements 500,000

6. Wailuku-Kahului Community Plan Area
   a. Parks and Recreation
      (1) Bond Fund
         (i) Velma McWayne Santos Center Improvements 2,125,000
         (ii) War Memorial Gym Building Improvements 15,000,000

      (2) General Fund
         (i) Ichiro "Iron" Maehara Baseball Stadium Improvements 800,000
         (ii) Kanaha Beach Park Master Plan Implementation 75,000
         (iii) Kehalani Mauka Park Improvements 150,000
         (iv) Lihikai School Park Site Improvements 1,500,000
         (v) War Memorial Football Stadium and Track Rehabilitation 210,000

7. West Maui Community Plan Area
   a. Parks and Recreation
      (1) General Fund
         (i) Lahaina Civic Center Rehabilitation 600,000
         (ii) Lahaina Civic Center Tennis Court Restroom Improvements 425,000

   b. Parks and Recreation
      (1) Park Assessment Fund
         (i) Napili Park Improvements 350,000

F. Department of Police
   1. Countywide
      a. Government Facilities
         (1) General Fund
            (i) Countywide Police Facilities 800,000

G. Department of Public Works
   1. Countywide
      a. Government Facilities
         (1) General Fund
            (i) Countywide Facilities Maintenance Program 640,000

         (2) Bond Fund

(i) Countywide Facilities Maintenance Program	500,000
b. Drainage	
(1) Highway Fund	
(i) Countywide Bridge and Drainage Program	2,700,000
(ii) Countywide Drainline Replacement Program	700,000
(2) Bond Fund	
(i) Countywide Bridge and Drainage Program	1,200,000
(ii) Countywide Drainline Replacement Program	3,700,000
c. Road Improvements (and related improvements, beautification, sidewalks, bike paths, drainage, bridge repairs and maintenance, safety and utilities, accessibility for persons with disabilities) including:	
(1) Highway Fund	
(i) Countywide Federal Aid Program	400,000
(ii) Countywide Road Resurfacing and Pavement Preservation	6,500,000
(iii) Countywide Traffic and Safety Program	1,814,700
(2) Bond Fund	
(i) Countywide Federal Aid Program	4,307,900
(ii) Countywide Road Resurfacing and Pavement Preservation	3,550,000
2. Hana Community Plan Area	
a. Road Improvements (and related improvements, beautification, sidewalks, bike paths, drainage, bridge repairs and maintenance, safety and utilities, accessibility for persons with disabilities) including:	
(1) Bond Fund	
(i) Kalepa Rockfall Repairs	4,250,000
3. Paia-Haiku Community Plan Area	
a. Road Improvements (and related improvements, beautification, sidewalks, bike paths, drainage, bridge repairs and maintenance, safety and utilities, accessibility for persons with disabilities) including:	
(1) Bond Fund	
(i) Haiku Road Slope Stability Improvements	7,500,000
4. Lanai Community Plan Area	
a. Government Facilities	
(1) Bond Fund	
(i) Lanai Baseyard Improvements	900,000
5. Kihei-Makena Community Plan Area	
a. Road Improvements (and related improvements, beautification, sidewalks, bike paths, drainage, bridge repairs and maintenance, safety and utilities, accessibility for persons with disabilities) including:	
(1) Bond Fund	
(i) North South Collector Road (Waipuilani Street to Kaonoulu Street)	515,000

6. Wailuku-Kahului Community Plan Area
   a. Road Improvements (and related improvements, beautification, sidewalks, bike paths, drainage, bridge repairs and maintenance, safety and utilities, accessibility for persons with disabilities) including:
      (1) Highway Fund
         (i) Kahekili Highway Slope Repair 400,000

7. West Maui Community Plan Area
   a. Road Improvements (and related improvements, beautification, sidewalks, bike paths, drainage, bridge repairs and maintenance, safety and utilities, accessibility for persons with disabilities) including:
      (1) General Fund
         (i) Lower Honoapiilani Road Complete Streets 500,000

H. Department of Transportation
1. Countywide
   a. Other Projects
      (1) Bond Fund
         (i) Bus Stops and Shelters 600,000

2. Wailuku-Kahului Community Plan Area
   a. Government Facilities
      (1) General Fund
         (i) Central Maui Transit Hub 500,000

I. Department of Water Supply
1. Countywide
   a. Water Supply
      (1) Water Fund – Unrestricted
         (i) Acquisition of the Wailuku Water Company Water System 2,000,000
         (ii) Countywide Facility Improvements 1,050,000
         (iii) Countywide Upgrades and Replacements 4,550,000
         (iv) Countywide Water System Modification 500,000

2. Wailuku-Kahului Community Plan Area
   a. Water Supply
      (1) Water Fund - Unrestricted
         (i) Kahului Tank II 860,000

      (2) Water Fund - Restricted
         (i) Waihee Tank II 415,000

3. West Maui Community Plan Area
   a. Water Supply
      (1) Water Fund - Restricted
         (i) West Maui Reliable Capacity 6,050,000

      (2) Water Fund - Unrestricted
         (i) West Maui Reliable Capacity 3,750,000

(3) State Revolving Loan Fund	
(i) West Maui Reliable Capacity	4,250,000
TOTAL CAPITAL IMPROVEMENT PROJECT APPROPRIATIONS	159,337,600
TOTAL APPROPRIATIONS (OPERATING AND CAPITAL IMPROVEMENT PROJECTS)	828,941,241

This page has been intentionally left blank.

GENERAL BUDGET PROVISIONS

SECTION 5. **E/Ps and LTAs.** An "E/P" or equivalent personnel is the decimal equivalent of a full-time position. A full-time position is equal to 2,080 scheduled hours of work during the fiscal year. All positions are computed as an equivalent of 2,080 scheduled hours of work; 1.0 E/P equals 2,080 hours. This method of computing the number of authorized personnel in a department or program must not be construed to grant to an incumbent in a position any rights beyond those provided by law or collective-bargaining agreement. All positions must be identified by an E/P designation. Disbursement must be limited to the total number of E/Ps identified in a program appropriation. Any transfer of E/Ps from one program to another must be approved by ordinance.

"LTA" or Limited Term Appointment means an appointment that is made from an eligible list or through a non-competitive promotion, transfer, or demotion for a specified temporary period.

SECTION 6. **Salaries and premium pay.** Appropriations for salaries and premium pay may be disbursed within the pertinent office, department, agency, or program for the following:

(A) a temporary position to functionally replace a permanent employee who is on long-term leave or who has been temporarily assigned to replace a permanent employee who is on long-term leave; disbursement must be limited in duration to the leave of the permanent employee who is on long-term leave; and

(B) trainee positions for which there is an existing or anticipated vacancy and for which hiring and replacing is critical to continued operations, if funds are available.

SECTION 7. **A, B, and C accounts.** Unless otherwise provided in this ordinance, appropriations for each program may be disbursed for the following categories of use, if the disbursement is within the program and category of use for which it was appropriated:

(A) salaries, premium pay, or reallocation pay;

(B) operations or services; and

(C) equipment;

For Fiscal Year 2022, in light of COVID-19 and the uncertainties that the departments may continue to encounter to perform their duties and functions in providing public health and safety for the County of Maui, appropriations for each program may be disbursed for the following categories of use: (A) salaries, premium pay, or reallocation pay; and (B) operations, services, and equipment. Furthermore, the Budget Director must submit to the Council a quarterly report on all unbudgeted equipment purchased for Fiscal Year 2022.

Disbursement for salaries, premium pay, and reallocation pay must include temporary assignment pay, overtime pay, night differential pay, hazard pay, standby pay, emergency call back pay, reallocations, and reclassifications. Funds must not be disbursed for reallocations and reclassifications that involve a change in supervisory duties and responsibilities until the County Council receives written notice setting forth:

(A) an explanation of the reasons for the change; and

(B) organizational charts showing the existing organization and the proposed organization of the department.

The Administration must notify the County Council of any reallocation or reclassification when a position is transferred from the blue-collar compensation plan, white-collar non-professional compensation plan, white-collar professional compensation plan, uniformed fire compensation plan, or uniformed police compensation plan to a different compensation plan. An explanation of any temporary assignment, temporary transfer, and temporary allocation that is expected to be in effect for more than 30 days must be provided to the County Council. Receipt of written notice by the County Clerk constitutes receipt by the County Council. Any amounts appropriated as County matching funds may be encumbered and disbursed for operations, services, or equipment. Furthermore, funds from the Countywide Self Insurance Program may be encumbered and disbursed for the replacement of motor vehicles and other equipment relating to insurance claim reimbursements.

Appropriations may be disbursed by a department to reimburse another department for work performed.

SECTION 8. **General obligation bonds.** General obligation bonds appropriated in this ordinance need not be authorized contemporaneously with

this ordinance to be included as estimated revenues. Any increase or decrease in revenues or any increase or decrease in appropriations to any department or program, any transfer of funds from one department to another, or any transfer of funds within a department must be made in accordance with law.

SECTION 9. **County and State laws.** All provisions of law contained in the Maui County Code and Hawaii Revised Statutes that affect the expenditure of the revenues from the rates, fees, assessments, and taxes in this ordinance are incorporated into this ordinance. All provisions of law limiting the expenditure of fund revenues are incorporated into this ordinance.

SECTION 10. **Capital improvement projects.** Project descriptions for each capital improvement projects is described in Appendix C.

SECTION 11. **Grant revenues.**

(A) The grant revenues itemized in Part I of Appendix A, that include revenues from grants and revenues with restricted uses, are expected to be derived by the County from Federal, State, or private sources during Fiscal Year 2022. These grant revenues are appropriated in the amounts set forth in Part I of Appendix A to the programs and uses identified in this ordinance, subject to the following conditions:

(1) The Administration must be in receipt of notification from the grantor that:

(a) providing a grant award or a statement that the grant award will be forthcoming; and

(b) the County is authorized to incur costs in accordance with the grant award; and

(2) The Administration must provide written notice to the County Council, attaching a copy of the notification from the grantor.

When a specific amount from a grant is appropriated for a specific position, the individual in that position must be paid only the specified amount during this fiscal year, even if the terms or rules and regulations of the grant may allow additional pay for the position. Unless specifically authorized, grant revenues must not be used for salaries and personnel services for a County position.

(B) Subject to the requirements of this section, the Mayor is authorized to execute any documents to receive and expend the funds for the grants and programs identified in Part I of Appendix A.

(C) Grant revenues derived during Fiscal Year 2022 that are not included in Part I of Appendix A are subject to Sections 12 and 13, as may be appropriate.

SECTION 12. **Additional grant revenues.** Whenever the County is notified that grant revenues are available from Federal or State sources for programs other than those identified in Part I of Appendix A, the County Council may authorize the acceptance of the revenues by adding the revenues to Part I of Appendix A. The following procedure must apply:

(A) These grant revenues are deemed appropriated upon enactment of an ordinance adding the estimated revenues to Part I of Appendix A; provided, that disbursement is conditioned on:

(1) receipt of a notification of grant award from the grantor, or receipt of notification from the grantor that the grant award will be forthcoming and that the County is authorized to incur costs in accordance with the grant award; and

(2) written notice to the County Council, to which a copy of the notification from the grantor is attached.

(B) Subject to the requirements of this section, the Mayor is authorized to execute any documents to receive and expend the funds for the programs identified in the grant award.

SECTION 13. **Donations.** Whenever the County receives a donation of money from private sources not provided for in Part I of Appendix A, the County Council may approve its acceptance and authorize its expenditure in accordance with Chapter 3.56, Maui County Code.

SECTION 14. **Special purpose revenues.** The special purpose revenues set forth in Part II of Appendix A are expected to be on hand as of June 30, 2021, or derived by the County during Fiscal Year 2022, from the programs or activities described in the Revised Charter of the County of Maui (1983), as amended, Maui County Code, or Hawaii Revised Statutes at the references set

forth under A through AA in this ordinance. The balance remaining in each of the revolving or special funds as of June 30, 2021, is reappropriated to the particular fund. Revenues derived from the particular program or activities during the fiscal year must be deposited into the applicable special purpose revenue fund. Expenditures from a fund must be through appropriations set forth in Part II of Appendix A.

SECTION 15. **Fees, rates, assessments, and taxes.** The fees, rates, assessments, and taxes in Appendix B are adopted.

SECTION 16. **Schedule of concessions, leases, and licenses.** The schedule of concessions, leases, and licenses in Appendix B-1 is adopted.

SECTION 17. **Estimated funds.** The several amounts listed below are declared to be the estimated encumbered County funds as of June 30, 2021, and unencumbered County funds on hand as of July 1, 2021. The estimated amounts set forth in this section are shown in accordance with Section 9-3 of the Revised Charter of the County of Maui (1983), as amended. The actual amounts of any encumbered and unencumbered funds that the County will have on hand as of June 30, 2021, will be set forth in the Comprehensive Annual Financial Report.

Encumbered funds:	$249,894,179
Unencumbered funds (carryover/savings)	$84,490,089

SECTION 18. **Transfers and loans.** For the purpose of this section, "County fund" excludes pension or retirement funds, funds under the control of any independent board or commission, funds set aside for the redemption of bonds or the payment of interest thereon, park dedication funds, or special purpose funds. If there is money in any County fund that the Director of Finance determines to be in excess of the amount necessary for the fund's immediate requirements, the Director of Finance may make a temporary transfer or interest-free loan from the fund to the Bond Fund or the Housing Interim Financing and Buy-Back Revolving Fund, if the transfer or loan will not impede the County's necessary or desirable financial operation. The amount of temporary transfers or loans must not exceed the amount of general obligation bonds, state loans, or notes authorized but not issued. At any time, the aggregate amount of transfers and loans based on actual expenditure must not exceed $55,000,000. Money transferred or loaned must be expended only for appropriations from the Bond Fund or the Housing Interim Financing and Buy-Back Revolving Fund, which appropriations are specified to be financed from the sale of general obligation bonds or notes. The fund from which transfers or

loans are made must be reimbursed from time to time, in whole or in part, as determined by the Director of Finance, and must be reimbursed from the proceeds of the sale of general obligation bonds, notes, or state loans, when issued. Within 30 days after the date each transfer or loan is made, the Director of Finance must provide the following information to the County Council:

(A) the amount of each transfer or loan made to date and the accumulated total;

(B) the budgetary bonding authorization for each transfer or loan made to date; and

(C) the time schedule for the sale of proposed general obligation bonds, notes, or state loans proposed for reimbursement or repayment of each transfer or loan made to date.

Proceeds of tax-exempt general obligation bonds, state loans, or notes may be applied to reimburse or repay a transfer or loan that was used to fund public improvement costs paid before the issuance date, if the expenditure was:

(A) not made prior to 60 days before the County's adoption of a declaration of official intent to finance the public improvement or the approval by ordinance authorizing the projects to be funded with general obligation bonds, notes or state loans,

(B) not made more than 18 months prior to the issuance date or the date the public improvement funded by the transfer or loan was placed-in-service, whichever is later, and

(C) not made more than three years prior to the issuance date, unless the cost is attributable to a "preliminary expenditure." For this purpose, preliminary expenditure means architectural, engineering, surveying, soil testing and similar costs incurred prior to the commencement of construction or rehabilitation of the public improvement funded by the transfer or loan, but does not include land acquisition, site preparation and similar costs incident to the commencement of acquisition, construction or rehabilitation of the public improvement funded by the transfer or loan. Preliminary expenditures funded with proceeds of tax-exempt general obligation bonds or notes may not exceed 20 percent of the issue of tax-exempt general obligation bonds or notes.

The Budget Director must consult with the Director of Finance from time to time as to the timing and eligibility of accrued expenditures eligible for reimbursement by tax-exempt general obligation bonds or notes. The Budget Director must annually provide the Director of Finance with a list of capital expenditures to be financed from the proceeds of tax-exempt general obligation bonds, notes, or state loans prior to their final inclusion in the County's annual budget.

Nothing in this ordinance precludes the County from reimbursing temporary transfers or loans from taxable bonds or notes.

At the close of each quarter, the Director of Finance must submit to the County Council a Combined Statement of Cash Receipts and Disbursements showing for each month for each individual fund the cash balance at the start of the accounting period, the cash receipts and disbursements during the period, and the cash balance at the end of the period. Within 45 days after the close of each quarter, the Director of Finance must submit a separate report showing the accumulated balance of any fund or account that exceeds $100,000, and which would be available for appropriation upon certification by the Mayor.

Within 45 days after the end of each quarter, the Director of Finance must submit to the County Council a report of the Countywide capital improvement projects for which an appropriation has been made, that includes a breakdown of all expenditures made the preceding quarter and a brief description of each expenditure, by CBS number and project title.

Furthermore, the Managing Director must submit to the County Council a report of all capital improvement projects for which an appropriation has been made, that includes a brief description of the status of each project, and the estimated start and completion date of the project.

SECTION 19. **Establishment of accounts.** The Director of Finance is authorized to establish appropriate individual and separate accounts for receipts and expenditures except as otherwise provided in this ordinance. The Director of Finance is authorized to establish accounts for items of receipt and expenditures for the departments, agencies, or divisions as required by law to establish accounting and financial procedures under utility and other enterprise fund accounting.

SECTION 20. **Transfer of appropriations from countywide costs to a department.** The Director of Finance is authorized to transfer appropriations from programs under countywide costs to a department if:

(A) generally accepted accounting principles require the transfer to properly reflect the financial accounting of the department;

(B) the total appropriation transferred must not exceed the appropriation of the respective program in countywide costs; and

(C) the County Council is notified of the transfer with an explanation of the action. Receipt of written notice by the County Clerk constitutes receipt by the County Council.

SECTION 21. **Penalties.** Whoever intentionally or knowingly violates this ordinance may, upon conviction, be fined not more than $1,000 or imprisoned not more than 30 days, or both.

SECTION 22. **Self-insurance coverage adjustment.** If a court of competent jurisdiction holds any appropriation in this ordinance invalid, the appropriation for the County's self-insurance coverage must be adjusted to the extent necessary to maintain the equality of estimated revenues, proposed expenditures, and total appropriations, as required by Section 9-5 of the Revised Charter of the County of Maui (1983), as amended.

SECTION 23. **Severability.** If a court of competent jurisdiction holds any appropriation in this ordinance invalid, the invalidity does not affect other provisions or applications of the ordinance that can be given effect without the invalid provision or application.

SECTION 24. **Effective date.** This ordinance takes effect on July 1, 2021.

APPROVED AS TO FORM AND LEGALITY:

/s/Kristina C. Toshikiyo

KRISTINA TOSHIKIYO
Deputy Corporation Counsel
County of Maui

APPENDIX A

I. GRANTS AND RESTRICTED USE REVENUES- SCHEDULE OF GRANTS AND RESTRICTED USE REVENUES BY DEPARTMENTS AND PROGRAMS FOR FISCAL YEAR 2022

REQUEST DEPARTMENT/PROGRAM	APPROPRIATION
1. Emergency Management Agency	
a. Emergency Management Performance Grant (EMPG)	125,000
b. State Homeland Security Grant (SHSG) Program	1,000,000
2. Department of Environmental Management	
a. Electronics Program	400,000
b. Glass Recovery Program	120,000
c. Recycling Program - Landfill Diversion	300,000
3. Department of Finance	
a. Commercial Driver's License (CDL) Program (1) Disbursement for salaries and premium pay is limited to 6.0 Limited Term Appointment (LTA) equivalent personnel.	615,841
b. Periodic Motor Vehicle Inspection Program (1) Disbursement for salaries and premium pay is limited to 5.0 LTA equivalent personnel.	562,463
c. State Disability and Communications Board (DCAB) Program (1) Disbursement for salaries and premium pay is limited to 0.3 LTA equivalent personnel.	22,310
d. State Identification (SID) Program (1) Disbursement for salaries and premium pay is limited to 2.0 LTA equivalent personnel.	243,246
e. State Motor Vehicle Registration Program (1) Disbursement for salaries and premium pay is limited to 4.0 LTA equivalent personnel.	360,746
f. COVID-19 Relief and Response Funds	10,000,000
g. American Rescue Plan Act of 2021	35,000,000

4. Department of Fire and Public Safety

a. Federal Emergency Management Agency (FEMA) Fire Management Assistance Grant	700,000
b. Federal Emergency Management Agency (FEMA) Public Assistance Grant	750,000
c. Hawaii Medical Service Association (HMSA) Foundation Grant	40,000
d. Hazardous Materials Emergency Preparedness (HMEP) Program	25,000
e. Hazardous Materials Emergency Preparedness (HMEP) Planning and Training Grant	20,000
f. Local Emergency Planning Committee (LEPC)	30,000
g. National Fire Academy Training Program	20,000
h. Private Donations	30,000
i. State of Hawaii Department of Transportation Highway Safety Grants	50,000
j. United States Department of Homeland Security (DHS) Federal Emergency Management Agency (FEMA) Assistance to Firefighters Fire Prevention and Safety Grants	75,000
k. United States Department of Homeland Security (DHS) Federal Emergency Management Agency (FEMA) Assistance to Firefighters Grant (AFG) Program - Operations and Safety Program	300,000
l. Verizon Foundation Grant	10,000

5. Department of Housing and Human Concerns

a. Aging and Disability Resource Center (ADRC) Expansion (1) Disbursement for salaries and premium pay is limited to 5.5 LTA equivalent personnel.	1,000,000
b. A&B Kokua Giving Contribution	20,000
c. Assisted Transportation Program (1) Disbursement for salaries and premium pay is limited to 5.0 LTA equivalent personnel.	15,500
d. Care Transition Program	50,000
e. Congregate Meals Program	90,000

(1) Disbursement for salaries and premium pay is limited to 6.3 LTA equivalent personnel.

f. Family Self-Sufficiency Coordinator Grant	44,000
g. Healthy Aging Partnership - Empowering Elders (1) Disbursement for salaries and premium pay is limited to 1.0 LTA equivalent personnel.	250,000
h. Home Delivered Meals Program (1) Disbursement for salaries and premium pay is limited to 6.5 LTA equivalent personnel.	120,000
i. Kupuna Care Program (1) Disbursement for salaries and premium pay is limited to 2.0 LTA equivalent personnel.	1,750,000
j. Kupuna Caregivers Program	400,000
k. Matson Foundation Contribution	1,000
l. Medicaid Administrative Federal Financial Participation	450,000
m. Nutrition Services Incentive Program (NSIP)	250,000
n. Ohana Zone – Kahului Affordable Housing for Homeless Families	432,100
o. Private Donations	1,000
p. Retired Senior Volunteer Program (1) Disbursement for salaries and premium pay is limited to 1.0 LTA equivalent personnel.	73,350
q. Section 8 Housing Program (1) Disbursement for salaries and premium pay is limited to 22.0 LTA equivalent personnel.	25,603,972
r. State Health Insurance Assistance Program (SHIP)	40,000
s. Strategic Prevention Framework Partnerships for Success	110,000
t. Title III Programs (1) Disbursement for salaries and premium pay is limited to 5.0 LTA equivalent personnel.	1,500,000
u. Veteran Directed Home Community Based System	25,000
v. Voluntary Contributions	50,000

w. Volunteer Center Program	10,000
6. Office of the Mayor	
a. Workforce Innovation and Opportunity Act (WIOA) (1) Disbursement for salaries and premium pay is not restricted by Section 5.	1,126,000
b. Community Development Block Grant (CDBG) Program (1) Disbursement for salaries and premium pay is not restricted by Section 5.	1,905,730
7. Department of Parks and Recreation	
a. Play and Learn Sessions (PALS) Food Service Program	100,000
8. Department of Planning	
a. Certified Local Government (CLG) Program	25,000
b. Coastal Zone Management Program (1) Disbursement for salaries and premium pay is limited to 4.0 LTA equivalent personnel.	445,696
9. Department of Police	
a. Bulletproof Vest Partnership (BVP) Program	15,000
b. Community Oriented Policing Grant (1) Disbursement for salaries and premium pay is limited to 3.0 LTA equivalent personnel.	350,000
c. Department of Health (DOH) Grants	522,782
d. Department of Transportation Highway Safety Grants	1,335,000
e. Edward Byrne Memorial Justice Assistance Grants	275,000
f. Edward Byrne Memorial Justice Assistance Grants American Recovery and Reinvestment Act (ARRA)	107,000
g. High Intensity Drug Trafficking Areas (HIDTA)	399,100
h. Office of Youth Services Grants	175,000
i. Paul Coverdell Forensic Sciences Improvement Act	50,000
j. State E911 Wireless Commission	2,111,000

(1) Disbursement for salaries and premium pay is limited to 5.0 LTA equivalent personnel.

k. State and Federal Assets Forfeiture Program 100,000
(1) A quarterly report must be submitted to the Council on the use of forfeiture funds.

l. Violence Against Women Act (VAWA) - State Attorney General 90,000

10. Department of the Prosecuting Attorney

a. Asset Forfeitures Program 100,000
(1) A quarterly report must be submitted to the Council on the use of forfeiture funds.

b. Defendant/Witness Trial Program 50,000

c. Domestic Violence Investigations Program 90,000
(1) Disbursement for salaries and premium pay is limited to 1.0 LTA equivalent personnel.

d. Edward Byrne Memorial Justice Assistance Grant Program 125,000

e. Food Stamp Fraud Prosecution Program 5,000

f. Highway Safety Grant Program 70,000

g. Special Needs Advocacy Program 900,000
(1) Disbursement for salaries and premium pay is limited to 7.0 LTA equivalent personnel.

11. Department of Public Works

a. Federal Highway Administration, Federal-Aid and Other Transportation Grants 10,358,600

b. State of Hawaii Department of Transportation – Safe Routes to School Program Special Fund 181,900

c. Private Donations 1,945,340

12. Department of Transportation

a. Federal Transit Administration (FTA) and Other Transportation Program Grants for Maui Metropolitan Planning Organization (MPO) 625,000
(1) Disbursement for salaries and premium pay is limited to 2.0 LTA equivalent personnel.

b. Federal Transit Administration (FTA) Section 5311 Rural Transit Assistance Program (RTAP)	20,000
c. Federal Transit Administration (FTA) Section Rural/5339 Formula Funds Program	4,500,000
d. Federal Transit Administration (FTA) Section Small Urban/5339 Formula Funds Program	1,500,000
e. Federal Transit Administration (FTA) Section 5311 Non-Urbanized Area Formula Program	1,800,000
f. Transportation Program Grants	2,000,000
g. Urbanized Area Formula Program 5307	2,200,000
13. Additional Revenues Received Pursuant to the Foregoing Grants	1,000,000

(1) A quarterly report must be submitted to the Council on excess grant revenues received by the County.

II. SPECIAL PURPOSE REVENUES - SCHEDULE OF REVOLVING/SPECIAL FUNDS FOR FISCAL YEAR 2022

		ESTIMATED BALANCE AS OF 6/30/2021	ANTICIPATED REVENUES FOR FY 2022	TOTAL FOR FY 2022
A.	Housing Interim Financing and Buy-Back Revolving Fund (Chapter 3.32, Maui County Code)	1,949,229	0	1,949,229
B.	Naval Air Station Kahului Airport (NASKA) Sewage Pump Station Fund (Chapter 3.52, Maui County Code)	3,953	0	3,953
C.	Fire Hazard Removal Revolving Fund (Chapter 3.68, Maui County Code)	3,394	0	3,394
D.	Plan Review, Permit Processing, and Inspection Revolving Fund (Section 16.26B.108.2.1, Maui County Code) (1) Disbursement for salaries and premium pay is limited to $990,232 and 16.0 equivalent personnel. (2) Disbursement for operations or services is limited to $537,200. (3) Disbursement for equipment is limited to $145,000.	4,784,779	1,556,240	6,341,019
E.	Highway Beautification and Disposal of Abandoned or Derelict Vehicles Revolving Fund (Section 3.25.030, Maui County Code) (1) Disbursement for salaries and premium pay is limited to $119,012 and 2.0 equivalent personnel for the Environmental Protection and Sustainability Program. (2) Up to $1,356,935 must be for disbursement for operations or services for the Environmental Protection and Sustainability Program. (3) Up to $10,000 must be for Teens On Call to maintain the Paia By-Pass.	270,767	1,665,486	1,936,253

	ESTIMATED BALANCE AS OF 6/30/2021	ANTICIPATED REVENUES FOR FY 2022	TOTAL FOR FY 2022
(4) Up to $347,083 must be for disbursement for operations or services for the Highway Beautification Street Tree Trimming Program.			
F. Liquor Education Fund (Hawaii Revised Statutes 281-16, 281-17(2), 281-17(3))	283,513	66,688	350,201
(1) Disbursement for operations and services is limited to $70,180.			
G. Animal Management Revolving Fund (Chapter 3.84, Maui County Code)	70,129	90,634	160,763
(1) Up to $120,000 must be used to purchase two enforcement vehicles for animal management programs.			
H. Plan Review, Processing, and Inspection Revolving Fund (Fire) (Section 16.04C.060, Maui County Code)	537,582	279,527	817,109
(1) Disbursement for salaries and premium pay is limited to $125,372 and 1.0. equivalent personnel.			
(2) Disbursement for operations or services is limited to $189,682.			
(3) Disbursement for equipment is limited to $55,000.			
I. Open Space, Natural Resources, Cultural Resources, and Scenic Views Preservation Fund (Section 9-19, Revised Charter of the County of Maui (1983), as amended; Chapter 3.88, Maui County Code)	12,011,758	3,714,023	15,725,781
(1) Up to $300,000 must be for debt service for the purchase of approximately 186 acres at Launiupoko, Maui, Hawaii, TMKs: (2) 4-7-001:030 and (2) 4-7-001:026 (por.).			

	ESTIMATED BALANCE AS OF 6/30/2021	ANTICIPATED REVENUES FOR FY 2022	TOTAL FOR FY 2022
(2) Up to $1,000,000 must be for land acquisition and related costs for a Lanai agricultural park.			
(3) Up to $1,500,000 must be granted to Ke Ao Hali`i for land acquisition and related costs for TMKs: (2) 1-4-012:002, (2) 1-4-010:030; 032; 034; and 014 at Makaalae, Maui, Hawaii.			
(4) Up to $200,000 must be for security and maintenance of Kaehu.			
(5) Up to $2,100,000 must be granted to Ke Ao Hali`i for land acquisition and related costs for TMKs: (2) 1-4-010:008, 009, 010, 012; and 014 in the ahupuaa of Mokae and Kakio in the district of Hana, Maui, Hawaii.			
(6) Up to $50,000 must be for land acquisition and related costs for a 50-acre park site in the West Maui Community Plan Area in accordance with Condition 15 of Ordinance 3889 (2011).			
J. Emergency Fund (Section 9-14, Revised Charter of the County of Maui (1983), as amended; Chapter 3.96, Maui County Code)	49,880,423	3,000,000	52,880,423
K. Ocean Recreational Activity Fund (Section 13.04A.370, Maui County Code)	669,642	50,400	720,042
(1) Up to $1,100 must be for required Ocean Protection and Cultural Awareness classes for permit holders.			
L. Affordable Housing Fund (Section 9-20, Revised Charter of the County of Maui (1983), as amended; Chapter 3.35, Maui County Code)	22,267,512	14,856,093	37,123,605
(1) Up to $70,000 must be for Administrative Expenses.			
(2) Up to $2,000,000 must be for planning, design, engineering, construction, and construction related to the Lanai Affordable Housing Project.			

	ESTIMATED BALANCE AS OF 6/30/2021	ANTICIPATED REVENUES FOR FY 2022	TOTAL FOR FY 2022
(3) Up to $650,000 must be for the acquisition of TMK: (2) 4-6-011:011 and 028, located at 266 Dickenson Street, Lahaina, Maui, Hawaii 96761.			
(4) Up to $3,025,442 must be for a grant to Ikaika Ohana for land acquisition, planning and design, new construction, and reimbursement of entitlement work done by the land's sellers for a 56-unit multifamily rental project, for the Kaiaulu O Halelea Phase 1B project, TMK: (2) 2-2-024:033, located at Lipoa Parkway, Kihei, Maui, Hawaii. The project will include 6 units at or below 30 percent AMI, 6 units at or below 40 percent of the AMI, 43 units at or below 60 percent of the AMI, and one unit for an on-site property manager. The affordability period is 65 years.			
(5) Up to $4,665,660 must be for a grant to Hawaiian Community Development Board for land acquisition for a 96-unit senior rental project for the Hale O Piikea II, TMK: (2) 3-9-002:076, located at Piikea Avenue and Liloa Drive, Kihei, Maui, Hawaii. The project will include 10 units at or below 30 percent of the AMI, 19 units at or below 50 percent of the AMI, and 68 units at or below 60 percent of the AMI. The affordability period is 61 years.			
(6) Up to $6,000,000 must be for a grant to Highridge Costa Development, LLC for the planning, design, and new construction for a 120-unit multifamily rental project for the Waiehu Apartments project, TMK (2) 2-2-024:033, located at Kahekili Highway, Waiehu, Maui, Hawaii. The project will include seven units at or below 30 percent of the AMI, 112 Units			

	ESTIMATED BALANCE AS OF 6/30/2021	ANTICIPATED REVENUES FOR FY 2022	TOTAL FOR FY 2022
at or below 60 percent of the AMI, and one unit for an onsite property manager. The affordability period is 60 years.			
(7) Up to $2,000,000 must be for a grant to Na Hale O Maui for land acquisition, foreclosed or abandoned building acquisition, rehabilitation, and new construction for six for-sale single family homes, including three units at or below 100 percent of the AMI and three units at or below 120 percent of the AMI. The affordability period is in perpetuity.			
(8) Up to $660,000 must be for a grant to Catholic Charities Housing Development Corporation for planning and design of a 179 unit multi-family rental project for the Hale Pilina project, TMK (2) 3-7-013:026, located at Puunene Avenue, Kahului, Maui, Hawaii. The Project will include 18 units at or below 30 percent of the AMI, 18 unites at or below 50 percent of the AMI, 142 units at or below 60 percent of the AMI, and one unit for an onsite property manager. The affordability period is 61 years.			
M. Kaunoa Senior Services Leisure Program Activities Revolving Fund (Chapter 3.37, Maui County Code)	417,665	291,999	709,664
(1) Up to $350,000 must be for Leisure Program Activities.			
(2) Disbursements for leisure program instructors are limited to 11.0 Limited Term Appointments.			
N. Alarm System Revolving Fund (Chapter 8.34, Maui County Code)	380,033	146,543	526,576
(1) Up to $75,000 must be for contractual services for alarm system registrations.			

		ESTIMATED BALANCE AS OF 6/30/2021	ANTICIPATED REVENUES FOR FY 2022	TOTAL FOR FY 2022
O.	Countywide Sewer Capital Improvement Reserve Fund (Section 9-14, Revised Charter of the County of Maui (1983), as amended)	10,477,482	0	10,477,482
P.	Upcountry Water System Expansion Capital Improvement Reserve Fund (Section 9-14, Revised Charter of the County of Maui (1983), as amended)	10,322,864	0	10,322,864
Q.	Economic Development and Cultural Programs Revolving Fund (Chapter 3.81, Maui County Code) (1) Up to $150,000 must be for the restoration of the Kaahumanu Church located in Wailuku, Maui, Hawaii.	220,000		230,000
R.	Fireworks Auditor Fund (Chapter 3.95, Maui County Code)	88,000	19,833	107,833
S.	Hawaiian Cultural Restoration Revolving Fund (Chapter 3.38, Maui County Code) (1) Up to $400,000 shall be for a master plan, management strategy, and implementation for the restoration of Moku'ula and Mokuhinia through community input and participation.	898,438	299,479	1,197,917
T.	Employee Parking Fees Fund (Chapter 3.26, Maui County Code) (1) Up to $50,000 must be for parking lot improvements, lighting, and security measures.	91,303	76,471	167,774
U.	Maui Interscholastic League Fees Fund (Chapter 3.39, Maui County Code)	37,347	18,674	56,021
V.	County Parks Special Revolving Fund (Section 13.04A.460, Maui County Code)	0	0	0
W.	Special Management Area Revolving Fund (Chapter 3.49, Maui County Code)	365,439	275,738	641,177
X.	Experimental and Demonstration Housing Projects Fund (Chapter 16.28, Maui County Code)	1,000,000	0	1,000,000

		ESTIMATED BALANCE AS OF 6/30/2021	ANTICIPATED REVENUES FOR FY 2022	TOTAL FOR FY 2022
Y.	Disposal of Vehicles Fee Fund (Chapter 3.27, Maui County Code) (1) Disbursement for salaries and premium pay is limited to $169,734 and 3.5 equivalent personnel for the Environmental Protection and Sustainability Program. (2) Up to $1,000,000 must be for disbursement for operations or services for the Environmental Protection and Sustainability Program.	2,035,224	2,172,501	4,207,725
Z.	Home Acquisition and Ownership Programs Revolving Fund (Chapter 3.34, Maui County Code) (1) Must be for disbursement of grants, up to $30,000 each, for qualified Maui County residents participating in the First-time Homebuyers down payment assistance program.	1,476,274	1,000,000	2,476,274
AA.	Molokai Farming Cost Reimbursement Program Fund (Chapter 3.76, Maui County Code) (1) Must be for disbursement of grants, up to $5,000 each, for qualified farmers on Molokai for the cost of complying with the United States Food and Drug Administration Food Safety Act and State of Hawaii Food Safety Law.	244,748	0	244,748

This page has been intentionally left blank.

COUNTY OF MAUI

REVENUES - FEES, RATES, ASSESSMENTS AND TAXES

A P P E N D I X B

FISCAL YEAR JULY 1, [2020] 2021 TO JUNE 30, [2021] 2022

ACCOUNT	REVENUE SOURCE	FEE, RATE, ASSESSMENT OR TAX	HRS	COUNTY CODE	ORDINANCE
		COUNTYWIDE*			
	[REVENUE FROM USE OF MONEY AND PROPERTY:] **CHARGES FOR CURRENT SERVICES:**				
3401 [3403 3409 3411 3412] 3405 3426	Sales of Publications to All Agencies Sales of Publications Reproduction Charges	Charges for Extracts and Certified Copies of Public Records. Except as otherwise provided, a copy or extract of any public document or record which is open to inspection of the public shall be furnished to any person applying for the same by the public officer having custody or control thereof pursuant to the following schedule of fees: 1. Duplicated copy of any record (by duplicating machines, including, but not limited to, microfilm printer, Thermofax, Verifax, Xerox, etc.): For each page or copy thereof.....$0.25 2. Abstract of information from public record: First page.....$1.00 Each additional page.....$0.50 3. Typewritten copy of any record: Per 100 words or fraction thereof.....$1.00 4. Copy of map, plan, diagram: Sheet sizes of 8-1/2" x 14" to 17".....$0.50 Sheet sizes of 11" x 17".....$1.00 Sheet sizes of 22" x 36" .....$3.00 Larger than 22" x 36" size; per square foot or fraction thereof..... $1.00 5. Photograph: For use of negative only.....$1.00 6. Certified statement attesting to veracity of information obtained from public records: Per 100 words of statement or fraction thereof.....$1.00 7. Certification by public officer or employee as to correctness (or in attestation that document is a true copy) of any document, including maps, plans, and diagrams: Per page.....$0.50	92-21	2.64.010	
	Charges for Dishonored Negotiable Instruments	Service charge for handling dishonored negotiable Instruments …….....$30	490.3-506.5	3.08.020	
		* All fees shall be deposited into the General Fund, except for fees collected by the Department of Liquor Control, the Department of Environmental Management, and the Department of Water Supply, which shall be deposited into the Departments' respective funds.			

ACCOUNT	REVENUE SOURCE	FEE, RATE, ASSESSMENT OR TAX	HRS	COUNTY CODE	ORDINANCE
		OFFICE OF THE COUNTY CLERK **GENERAL FUND**			
	[REVENUE FROM USE OF MONEY AND PROPERTY:] **CHARGES FOR CURRENT SERVICES:**	1. Ordinances and resolutions: 1 – 20 pages.....$1.00 21 – 50 pages.....$2.00 51 – 100 pages.....$5.00 101 – 250 pages.....$8.00 251 – 500 pages.....$20.00 501 and over pages.....$30.00	92-21	2.64.010	
		2. County clerk's certificate of voter registration $2.00			
		3. Voter registration lists (in printed forms as may be available): Each precinct 500 and over.....$1.00 Each precinct 499 and less.....$0.50 Each state representative district of the county $12.00			
		Charges for Other Records:			
		1. Fees to search for, review, and segregate records requested for review or duplication, pursuant to Chapter 2-71, Hawaii Administrative Rules.	92-21		
		2. Charges for copies of other records, including publications, audio and video recordings, and electronic information, shall be based on cost, including reproduction, processing and delivery costs.		2.64.010	
		3. "Publications" refers to copies of records that are reproduced on a volume basis for general distribution and includes but is not limited to such items as ordinances, engineering and construction standards, directories, manuals and handbooks. The term shall not apply to resolutions or bills pending final adoption or enactment into ordinance by the council.			
		4. Voter Registration List: Each political party shall be furnished one set of the voter registration list of the county. Upon request, each candidate who has filed for a public elective office shall be furnished, without charge, one set of the voter registration list of the county; provided, that such list is available for distribution.			
3417	Nomination Fee	**Office** / **Regular** / **Abide by Spending Limit** Governor.....$750.....$75 Lt. Governor .....$750.....$75 U.S. Senate .....$75.....$75 U.S. Rep.....$75.....$75 Mayor.....$500.....$50 Other .....$250.....$25 Fee may be waived if person deemed indigent.	12-6		
3418	Voter Registration Data Storage Device	$100		2.68.050	

ACCOUNT	REVENUE SOURCE	FEE, RATE, ASSESSMENT OR TAX	HRS	COUNTY CODE	ORDINANCE
		DEPARTMENT OF ENVIRONMENTAL MANAGEMENT **SEWER FUND**			
	[CHARGES FOR CURRENT SERVICES:] LICENSES & PERMITS:				
3220	Pretreatment Permit Fees	**Permit Categories** **Permit Fees** Class I, II, III, and IV .....$120 every 2 years Special purpose discharge permit..... $120 every 2 years Class V.....$60 every year		14.21A.105 14.21A.350	
		Miscellaneous Wastewater Pretreatment Program Fees:		14.21A.350	
		Wastewater Discharge $10			
		Permit Application Fee Liquid Waste Hauler: A. Permit Decal Initial Issue.....$5 per vehicle B. Permit Decal Replacement.....$15 per vehicle C. Entry Card Initial Issue ..... $25 per card per vehicle D. Entry Card Replacement ..... $50 per card per vehicle			
	CHARGES FOR CURRENT SERVICES:				
3470	Fees - Sewer Collections	**Residential - Monthly Rates:** **Fees**		14.31.010 14.31.015	
		Rates for this class are based on monthly base charge and metered water usage charge.			
		Single family and duplex dwellings served by County water system per dwelling unit per month:			
		Monthly Base Charge .....[$32.50] $35.00			
		Monthly metered water usage charge per 1,000 gallons (for the first 9,000 gallons, at which point charge is capped) $4.50			
		Single family and duplex dwellings not served by County water system per month:			
		Flat rate per dwelling unit..... [$62.75] $64.00			
		Condominiums and multi-family dwellings served by County water system per dwelling unit per month:			
		Monthly Base Charge .....[$32.50] $35.00			
		Monthly metered water usage charge per 1,000 gallons (for the first 6,000 gallons, at which point charge is capped) $4.50			
		Multi-family dwellings not served by County water system per month:			
		Flat rate per dwelling unit..... [$50.25] $51.50			
		Others per month per dwelling unit: Haliimaile.....[$17.25] $18.00 Residential Care Homes .....[$92.31] $93.50			
		Monthly Use Charge - Non-Residential: The rates for this class of users are based on the monthly base charge and water volume usage per one thousand gallons. The "with irrigation meter" rate represents that rate per thousand gallons that the customer would be charged for all other meters should the customer utilize an irrigation meter.		14.31.020	
		Monthly base charge (per meter per month).....[$19.75] $21.00			
		Without Irrigation Meter Rate Commercial .....[$6.40] $6.70 Hotels .....[$8.30] $8.45			

ACCOUNT	REVENUE SOURCE	FEE, RATE, ASSESSMENT OR TAX	HRS	COUNTY CODE	ORDINANCE
		DEPARTMENT OF ENVIRONMENTAL MANAGEMENT **SEWER FUND (Cont.)**			
		Industrial, Restaurant, Food Service Establishment, Commercial with Restaurant / Food Service Establishment....[$10.70] $10.80 U.S. Government....[$6.40] $6.70 State....[$6.40] $6.70 County....[$6.40] $6.70 Religious……......[$6.40] $6.70 With Irrigation Meter Rate Commercial....[$8.75] $9.00 Hotels....[$11.80] $12.00 Industrial, Restaurant, Food Service Establishment, Commercial with Restaurant / Food Service Establishment....[$14.70] $15.00 U.S. Government....[$8.75] $9.00 State....[$8.75] $9.00 County....[$8.75] $9.00 Religious....[$8.75] $9.00 Kualapuu - Flat rate per month....[$62.75] $64.00			
		Surcharges Rate per thousand pounds of suspended solids (SS) over 4 pounds per 1,000 gallons of sewerage .... $808 Rate per thousand pounds for all pounds of BOD over 4 pounds per 1,000 gallons of sewerage $1,329		14.31.030(A)	
3472	Private Septic Disposal	Per 1,000 gallons or less of waste for private haulers that haul waste to the County sewerage treatment system.... [$112.25] $115.00		14.31.020 14.29.060	
3490	Fees - Reclaimed Water Service	Rate per 1,000 gallons for major agriculture .... $0.30 Rate per 1,000 gallons for agriculture.... $0.43 Rate per 1,000 gallons for all other users.... $1.55 Monthly service charge in addition to the above reclaimed water usage charges……$10		20.30.080	
3490	Fees – Installation of Reclaimed Water Meter	**Meter Size:** **Charges*** 5/8 inch and 3/4 inch .... $325 1 inch .... $400 1-1/2 inches.... $3,450 2 inches.... $3,650 3 inches.... $18,300 4 inches……..……$20,200 *Includes cost of meter and meter box/vault. In addition to this charge, installation of a service lateral (if required), labor cost and other incidental supplies shall be computed and shall be based on actual labor time, rate and cost of incidental supplies.		20.30.060	
3490	Fees – Reclaimed Water Connection	South Maui (per thousand gallons per day of capacity) .... $82 West Maui (per thousand gallons per day of capacity)……....$33		20.30.070	
	MISCELLANEOUS:				
3728	Late Fees	Service charge to all late payments over 30 days ..1% per month		14.31.010 14.31.020	

ACCOUNT	REVENUE SOURCE	FEE, RATE, ASSESSMENT OR TAX	HRS	COUNTY CODE	ORDINANCE
		DEPARTMENT OF ENVIRONMENTAL MANAGEMENT **SOLID WASTE MANAGEMENT FUND**			
	[NON-BUSINESS LICENSES & PERMITS:] LICENSES & PEMITS:				
[3239] 3429	Fees - Refuse Disposal Permit	Permit fee.....$25		8.04.040	
	[CHARGES FOR CURRENT SERVICES:]				
[3428] 3429	Fees - Special Handling	$22.50 .....per load (less than one ton). $45.00 .....per load (one ton up to less than five tons). $90.00 .....per load (five tons and above).		8.04.050	
3429	Fees – [Refuse Disposal] Landfill Disposal Fee	Unit Charge: $104 .....per ton for Municipal Solid Waste (MSW). $0 .....per ton for clean earthen material/concrete rubble/milled asphalt 2½" minus (no re-bar). (No Recycling Surcharge assessed) $10 .....per ton for all non-HI5, non ADF subsidized, crushed glass 2½" minus (clean & non-contaminated). $4…….……..per truck/vehicle for residential refuse hauling for light trucks or other vehicles with a gross weight of less than 10,000 pounds at Central Maui Landfill only. All other facilities, no charge. Disposal charges may be waived by the director for non-profit organizations and organizations participating in a county-sponsored event if the organization: 1. Has recycling operating permit; or 2. Submits, and the director approves, information provided on the department's form which documents the organization's recycling efforts. Interim Fee Schedule – applicable at County landfills where there are no scales or when scales are inoperable. Category I: Light trucks or other vehicles with a gross vehicle weight of less than 10,000 pounds: [$86] $86.50 per truck load. Category II: Medium trucks or other vehicles with a gross vehicle weight from 10,000 to 19,999: [$170] $171 per truck load. Category III: Large trucks or other vehicles with a gross vehicle weight from 20,000 to 25,999 pounds: [$249] $251 per truck load.		8.04.050	

ACCOUNT	REVENUE SOURCE	FEE, RATE, ASSESSMENT OR TAX	HRS	COUNTY CODE	ORDINANCE
		DEPARTMENT OF ENVIRONMENTAL MANAGEMENT **SOLID WASTE MANAGEMENT FUND (Cont.)**			
		Category IV: Large trucks or other vehicles with a 12 cubic yard capacity: [$275] $278 per truck load. Category V: Large trucks or other vehicles with a 20 cubic yard capacity: [$475] $479 per truck load. Category VI: Commercial refuse hauling trucks: 1. Roll off (not compacted) .....[$678] $684 per truck load. 2. Roll off (compacted) .....[$1,046] $1055.50 per truck load. 3. 42-cubic-yard front end loader.....[$1,198] $1208.50 per truck load. 4. 20-cubic-yard front end loader.....[$565] $570 per truck load. Categories I through VI: Half-truck loads shall be charged one-half the appropriate truck load fees.			
3433	Fees- Self Hauler	Category VII: Residential refuse hauling for light trucks or other vehicles with a gross vehicle weight of less than 10,000 pounds: $4 per truck/vehicle at Central Maui Landfill only. All other facilities, no charge			
	Lanai Landfill	Refuse disposal fees at the Lanai Landfill shall be waived for Pulama Lanai.		8.04.060 Memorandum of Understanding between the County and Castle & Cooke LLC dated Nov. 24, 2008.	
	Molokai Landfill	Greenwaste disposal fees……$40			
3431	Fees- Refuse Collection	$34 per refuse collection unit per month on the islands of Maui and Molokai, for solid waste services provided.		8.04.030	
		$17 per refuse collection unit per month on the island of Lanai, or one half the rate of Maui and Molokai, for solid waste services provided.		8.04.060	
		Each alternate refuse placement location deemed a refuse collection unit and authorized by the director shall not be subject to the refuse collection fee.			
		Replacement fee for lost or damaged 96 gallon refuse cart $105			
		Service fee for closing and re-opening a refuse account at the same residence within 1 year or re-opening refuse account that has been closed by the division for delinquency.....$30			
[3433] 3728	Interest – [Delinquent Refuse Charges] Landfill/Sewer	1% per month or portion of the month that charges are delinquent		8.04.050	
3431	Fees – White goods pick up	Hauling and processing fee ..... $25 per white good picked up by County		8.04.050	

ACCOUNT	REVENUE SOURCE	FEE, RATE, ASSESSMENT OR TAX	HRS	COUNTY CODE	ORDINANCE

DEPARTMENT OF ENVIRONMENTAL MANAGEMENT
ENVIRONMENTAL PROTECTION AND
SUSTAINABILITY FUND

CHARGES FOR CURRENT SERVICES:

[3429] 3442	Fees – [Refuse Disposal] Landfill Disposal	Unit Charge:		3.55.040	

[$36] $40.....per ton for uncontaminated green waste

[$30] $40.....per ton for grease trap waste contaminated cooking oil.

$103 .....per ton for Biosolids/Sewage Sludge.

Disposal charges may be waived by the director for non-profit organizations and organizations participating in a county-sponsored event if the organization:

1. Has a recycling operating permit; or
2. Submits, and the director approves, information provided on the department's form which documents the organization's recycling efforts.

Interim Fee Schedule – applicable at County landfills where there are no scales or when scales are inoperable.

Category I: Light trucks or other vehicles with a gross vehicle weight of less than 10,000 pounds: $32 per truck load for uncontaminated green waste.

Category II: Medium trucks or other vehicles with a gross vehicle weight from 10,000 to 19,999 pounds: $53 per truck load for uncontaminated green waste.

Category III: Large trucks or other vehicles with a gross vehicle weight from 20,000 to 25,999 pounds: $78 per truck load for uncontaminated green waste.

Category IV: Large trucks or other vehicles with a 12 cubic yard capacity: $86 per truck load for uncontaminated green waste.

Category V: Large trucks or other vehicles with a 20 cubic yard capacity: $138 per truck load for uncontaminated green waste.

Category VI: Commercial refuse hauling trucks:

1. Roll off (not compacted) .....$203 per truck load for uncontaminated green waste.

2. Roll off (compacted) .....$308 per truck load for uncontaminated green waste.

3. 42-cubic-yard front end loader.....$351 per truck load for uncontaminated green waste.

ACCOUNT	REVENUE SOURCE	FEE, RATE, ASSESSMENT OR TAX	HRS	COUNTY CODE	ORDINANCE
		DEPARTMENT OF ENVIRONMENTAL MANAGEMENT ENVIRONMENTAL PROTECTION AND SUSTAINABILITY FUND (Cont.)			
		4. 20-cubic-yard front end loader.....$164 per truck load for uncontaminated green waste.			
		Categories I through VI: Half-truck loads shall be charged one-half the appropriate truck load fees.			
[3431] 3442	Fees - Recycling Surcharge	Tipping fee surcharge ……..$10 per ton		3.55.060	
	[Fees – Abandoned Vehicle]	[Administrative Fee …….$50 per vehicle]			
	[Disposal of Vehicles]	[$25 per vehicle per year]		[3.55.040]	
		DEPARTMENT OF ENVIRONMENTAL MANAGEMENT SPECIAL REVENUE/TRUST AND AGENCY FUND			
	[MISCELLANEOUS:] CHARGES FOR CURRENT SERVICES:				
[3432] 3446	Highway Beautification Fund Fees - Administrative Fees for Litter Removal	For cost of litter removal……$100 each billing		20.20.070	
	Kihei Regional Wastewater Treatment System - Facility Expansion Assessment Fee	Applicants for building permits to construct developments .....$4.65 per gallon of project flow		14.34.060	
	Wailuku-Kahului Regional Wastewater Treatment System - Facility Expansion/ System Upgrade Assessment	Applicants for building permits to construct developments .....$4.57 per gallon of project flow		14.35.060	
		Penalty of 10% per year or portion thereof that assessment is delinquent, in addition to amount of delinquent assessments.		14.35.050	
3446	Disposal of Vehicles	$25 per vehicle per year		3.55.040	
	Fees – Abandoned Vehicle	Administrative Fee…….$25 per vehicle			

ACCOUNT	REVENUE SOURCE	FEE, RATE, ASSESSMENT OR TAX	HRS	COUNTY CODE	ORDINANCE

DEPARTMENT OF FINANCE
GENERAL FUND

3101 Real Property Tax

Tax rates per $1,000 of net taxable assessed valuation for each class of property. Assessed gross valuation base of taxable properties is 100% of appraised fair market value which is estimated at [$54,758,991,465]$53,641,482,580 for the fiscal year July 1, [2020]2021 to June 30, [2021]2022.

Chapter 3.48

Classification	Tax Levy by Classification Net Valuation for Tax Rate Purposes*	Tax Rate
Owner Occupied		
<= $800,000	[11,364,844,905] 11,725,934,506	[2.51] 2.41
$800,001 - $1,500,000	[992,507,765] 1,005,829,978	[2.56] 2.51
> $1,500,000	[776,769,115] 836,787,458	2.61
Non Owner Occupied		
<= $800,000	[11,445,497,885] 10,143,385,982	5.45
$800,001 - $1,500,000	[2,374,526,760] 1,964,297,372	6.05
> $1,500,000	[4,677,645,585] 3,704,189,482	[6.90] 7.50
Apartment	[373,360,700] 334,051,300	5.55
Hotel and Resort	[3,091,738,195] 2,377,801,600	10.70
Time Share	[2,768,775,935] 2,499,510,800	14.40
Short Term Rental		
<= $800,000	[7,192,757,135] 8,412,544,442	[11.08] 10.70
$800,001 - $1,500,000	[1,505,808,145] 1,925,247,214	[11.08] 10.85
> $1,500,000	[1,580,569,505] 2,520,211,246	[11.08] 11.00
Agricultural	[1,187,254,385] 1,238,874,185	5.94
Conservation	[225,172,315] 220,657,515	6.43
Commercial	2,550,106,400	6.29
[<= $800,000	[885.207,400]	[6.29]
$800,001 - $1,500,000	[305,190,345]	[6.29]
> $1,500,000]	[1,639,671,655]	[6.29]
Industrial	[2,129,757,285] 1,939,127,300	7.20
Commercialized Residential	[241,936,450] 242,925,800	4.40
	[$54,758,991,465] $53,641,482,580	

*Calculations rounded to the nearest dollar

There is a minimum real property tax of [$400] $350 per year except for tracts leased under Section 207 of the Hawaiian Homes Commission Act, those portions of real property designated as kuleana land and granted an exemption pursuant to MCC 3.48.554**,** MCC 3.48.475, and any parcel used for farming taro where the assessed value times the current Agricultural rate is less than the minimum real property tax. Homes or portions thereof granted an exemption under MCC 3.48.475 are to be levied a real property tax of $150 per year. Remnant parcels granted an exemption under MCC 3.48.552 are to be levied a real property tax of $150 per year.

3108 Public Service Company Tax

That portion of the revenues generated from the tax provided for in HRS 239-5(a) in excess of the 4% rate established therein that is attributable to HRS 239-5(a) gross income from public utility business conducted in Maui County, based on the allocation made in the public utility's filings with the State of Hawaii, provided that if the gross income from the public utility business attributable to Maui County is not so allocated in the public utility's State filings, then the gross income from the public utility business shall be equitably allocated to the County. The relative number of access lines in each county shall be deemed an acceptable basis of equitable allocation for telecommunication companies.

239.5

ACCOUNT	REVENUE SOURCE	FEE, RATE, ASSESSMENT OR TAX	HRS	COUNTY CODE	ORDINANCE
		DEPARTMENT OF FINANCE **GENERAL FUND (Cont.)**			
	BUSINESS LICENSES & PERMITS:				
	Licenses & Permits - Business:	The following business license fees are levied primarily by the authority of Chapter 445, HRS, and shall be due and payable in advance on July 1 of each year.			
3210	Licenses: Peddling Merchandise	Annual fee.....$50 Annual fee for persons 60 years of age or older .....$10 Monthly fee or fee for a period less than a month $5	445-141	5.12.030	
	Licenses: Secondhand Dealers	Annual fee.....$10	445-15(2) 445-171		
	Licenses: Selling Firearm	Annual fee.....$10	134-31		
	Licenses: Pawn Broker	Annual fee.....$100	445-132		
	Licenses: Auctioneer	Annual fee…….. $100	445-15(2) 445-21		
	Permits: Bike Tour	Application fee per year ……$500		5.22.020(B)(7)	
	Permits: Taxicab Business	Initial .....$100 Renewal.....$50 Transfer of Taxicab Business Permit.....$100 Replacement of lost, stolen, or mutilated Business Permit .....$15 Change of vehicle.....$15 Replacement of lost, stolen, or mutilated Rent Service Decal.....$15		5.16.020 and 5.16.140	
	Permits: Taxicab Drivers	Initial .....$10 Renewal.....$10			
3288	Permits: Aquatic Life Operations	The fees shall be as follows: a. Initial or Renewal Application Fee.....$640 b. Replacement of lost, stolen, or mutilated Permit .....$15 c. Each additional certified copy of a Permit …….$15		5.26.040(B)(7)	
	NON-BUSINESS LICENSES & PERMITS:				
3250	Sales of License Plates: Sale of Plates - Passenger - Trucks - Motorcycles - Trailers - Mopeds	Sale of all plates(s) $5.75	249-7 249- 7.5	3.25.020	
	Replacement of Plates - Passenger - Trucks - Motorcycles - Trailers - Mopeds	Replacement of plate(s) after filing statement as to the cause of the loss, defacement or destruction of the original plate(s).....$5.75	249-8	3.25.020	
3251	Sales of Dealer Plates: Dealer Plates	Permanent motor vehicle dealer plate $25	286-53	3.25.020 Rules and Regulations of the Director of Finance	

ACCOUNT	REVENUE SOURCE	FEE, RATE, ASSESSMENT OR TAX	HRS	COUNTY CODE	ORDINANCE
		DEPARTMENT OF FINANCE **GENERAL FUND (Cont.)**			
	Dealer - Paper Plate Penalty	Penalty for each certificate not submitted within twenty-four (24) hours after issuance of a temporary plate - for dealer in new motor vehicles.....$25			
3252	Sales of Special License Plates: Special License Plates	Special number plates and antique vehicle plates upon initial application and upon each annual renewal of vehicle registration.....$25	249-9.1 249- 9.2 249-9.3	3.25.020	
		Upon qualification and issuance of antique vehicle plates.....$10	249-9(c)		
	National Parks Commemorative License Plates	Initial and Replacement Application administrative fee.....$15	249-9.5(e)		
	National Parks Commemorative License Plates	Annual Renewal administrative fee $5	249-9.5(e)		
3260	Sales of Emblems/Tags: Motor Vehicle Decals - Passenger - Trucks - Motorcycles - Trailers - Mopeds	Decal .....$0.50 each	249-7	3.25.020	
	Replacement MV Decals - Passenger - Trucks - Motorcycles - Trailers - Mopeds	Replacement decal after filing a statement as to the cause of the loss, defacement or destruction of the original emblem .....$0.50 each	249-8	3.25.020	
3262	Fees: Registration of Motor Vehicles	New and renewal of motor vehicle registration.....$20 each		3.25.020	
	Fees: Registration of Mopeds	Initial and renewal of moped registration……$27 each	249-14.1		
3270	Transfer Fees: Motor Vehicle Transfer Fees	Transfer fee.....$20 each instance	286-51 286-52	3.25.020	
	Transfers Penalty	Late fee in addition to the $10 transfer fee if not done within 30 calendar days $50	286-52	3.25.020	
3274	Duplicate Certificate: Fees - Certificate of Registration and Duplicate	New and duplicate certificate of registration issued by director of finance .....$10 each	286-47 286-55 286-51	3.25.020	
	Fees - Certificate of Ownership and Duplicate	New and duplicate certificate of ownership issued by director of finance .....$10 each	286-47 286-55	3.25.020	
3276	Certificate Correction: Correction of Certificates	Correction of ownership or registration issued by director of finance to dealers - no charge for individuals..... $10 each instance	286-47 286-47.5	3.25.020	

ACCOUNT	REVENUE SOURCE	FEE, RATE, ASSESSMENT OR TAX	HRS	COUNTY CODE	ORDINANCE
		DEPARTMENT OF FINANCE **GENERAL FUND (Cont.)**			
	Power of Attorney:				
3277	Power of Attorney	Packet of 200 - Federal mandate required of dealers.....$40		3.25.020	
	Out-of-State Vehicle Permit:				
	Out-of-State Vehicle Permit	Vehicle permit $50	286.54	3.25.020	
	Reassignment of Plates:				
3282	Reassignment of Auto Plates - Passenger	Reassignment..... $5 each	249-7	3.25.020	
	FINES, FORFEITS & PENALTIES:				
3501	Penalty and Interest - RPT	Penalty - Up to 10% of such delinquent taxes as determined by the director or finance, which penalty shall be and become a part of the tax to be collected.		3.48.220	
		Interest - All delinquent taxes and penalties shall bear interest at the rate of 1% for each month or fraction thereof. The interest shall be and become part of the tax to be collected.		3.48.220	
	[REVENUE FROM] USE OF MONEY AND PROPERTY:				
3615	Rental – Land	See Appendix B-1.		Chapter 3.40	
	CHARGES FOR CURRENT SERVICES:				
3416	Fees - Appeal Cost	Appeal cost to the Board of Review.....$75		3.48.660(A)	
		5% of the amount of taxes in dispute but not more than $100 nor less than $5 in any one case of appeal to the Tax Appeal Court.			
		Appeal cost to the Supreme Court plus applicable court costs.....$50	232-22 232-23	3.48.660(B)	
		If the appeal is sustained as to 50% or more of the valuation in dispute, the appeal cost shall be returned to the appellant.			
3410	Fees: Real Property Tax Maps CD-ROM	For Real Property Tax data and production costs $500		3.48.010(F)	
	[CHARGES FOR CURRENT SERVICES:]				
3424	Fees - Examination of Motor Vehicle Operations	Reinstatement of Driver's License or Instruction Permit $500		10.80.030(D)	
		Issuance or Renewal of a Driver's License per year or fraction thereof.....$10	286-107		
		Oral Test - Rules of the Road $5			
		Written or Computer Test – Rules of the Road.....$5			
		Road Test (Class 1, 2, & 3) .....$20 Road Test (Class 4) Pre-trip.....$10 Skills.....$25 Road.....$25 Issuance or Renewal of an Instruction Permit .....$10 Duplicate Instruction Permit.....$10 Duplicate Driver's License $12			
3535	Fee – Portal Administrative Fee	Service charge to electronically record documents with the State Bureau of Conveyances……..$3.00 plus cost of recording fee established by the State Bureau of Conveyances			

ACCOUNT	REVENUE SOURCE	FEE, RATE, ASSESSMENT OR TAX	HRS	COUNTY CODE	ORDINANCE
		DEPARTMENT OF FINANCE GENERAL FUND (Cont.)			
3400	Fees – Disabled Persons Parking Placards	Long-term Parking Placard			
		Replacement of lost, stolen, mutilated or confiscated placard ……...……$12	291-52.6	10.48.100	
		Temporary Parking Placard			
		Initial Placard……...……..$12	291-51.6	10.48.100	
		Second Placard……..…...$12	291-51.6	10.48.100	
		Replacement of lost, stolen, mutilated or confiscated placard……...……..$12	291-52.6	10.48.100	
		DEPARTMENT OF FINANCE HIGHWAY FUND			
	[NON-BUSINESS] LICENSES & PERMITS:				
3248 to 3297	Licenses - Automobile - Trucks - Motorcycles - Trailers	Motor Vehicle Weight Tax	249-13	3.24.030	
		$0.035 per pound of net weight for passenger vehicles, and trucks and noncommercial vehicles not exceeding 6,500 pounds.			
		$0.0536 per pound of net weight for all other motor vehicles.			
		Minimum tax for any motor vehicle $12		3.24.030(B)	
		Penalty for delinquent tax..... $8 passenger vehicles or $20 for other vehicles		3.24.030(C)	
		Highway Improvement Fee Electric Vehicles…….$100 per year Hybrid Electric Vehicles…….$50 per year		3.25.025	
		DEPARTMENT OF FINANCE BIKEWAY FUND			
	LICENSES & PERMITS:				
3245 3246 3247	Bicycle Licenses - Maui - Molokai - Lanai	Permanent registration fee.....$15	249-14		
3291	Sale of Bicycle Tags: Bicycle tags	Duplicate tag for each bicycle..... $2 each	249-16		
3256	Duplicate Certificate of Registration	Duplicate certificate of registration for each bicycle and moped.....$5 each	249-16		
	Seizure Redemption Penalty	Penalty in addition to required fees upon redemption, if redemption is within 10 days.....$25	249-15		
3255	Transfer	Bicycle and Moped Transfer fee……..$5 Late fee in addition to the $5 transfer fee if not done within 30 calendar days $10	249-14.2		
		DEPARTMENT OF FINANCE SPECIAL REVENUE/TRUST AND AGENCY FUND			
	Highway Beautification	Each new and duplicate certificate of registration issued by director of finance for U-drive motor vehicles……..$1	286-51(b)	3.25.030	
		Each new and duplicate certificate of registration issued by director of finance for all other motor vehicles……$10			
	National Parks Commemorative License Plates	Initial Application fundraising fee $20	249-9.5(e)		
	National Parks Commemorative License Plates	Annual Renewal fundraising fee……..$20	249-9.5(f)		

ACCOUNT	REVENUE SOURCE	FEE, RATE, ASSESSMENT OR TAX	HRS	COUNTY CODE	ORDINANCE
		DEPARTMENT OF FINANCE **SPECIAL REVENUE/TRUST AND AGENCY FUND** **(Cont.)**			
	[NON-BUSINESS LICENSES & PERMITS:] CHARGES FOR CURRENT SERVICES:				
3420	Fees - Fire - Permit Inspection, etc.	Inspections conducted outside of normal business hours for the convenience of the requester or permittee.....$75 per hour with 2 hour minimum		16.04C.040	
		DEPARTMENT OF FIRE AND PUBLIC SAFETY **GENERAL FUND**			
		Reinspection charge after initial visit when corrections or portion of work have not been made or completed.....$52 per hour per inspector		16.04C.040	
		Review and approval of plans for the installation of a fire protection or life safety system not associated with an active building permit; or review and approval of a fire protection or life safety system that has been modified after being reviewed and approved under an active building permit……$100 2 hours of review time			
		Additional review time……$50 per hour or fraction thereof			
		To store, use, handle compressed gases in amounts that exceed Table 1.12.8(a).....$100 annually		16.04C.160	
		For explosive materials as stated in Sec. 65.9.2 ....$100 annually			
		For flammable and combustible liquid tank of more than 60 gallons to 4,999 gallons .....$100 each			
		For flammable and combustible liquid tank of 5,000 gallons or more.....$200 each			
		To store, transport on site, dispense, use or handle hazardous materials in excess of amounts stated in Table 1.12.8(c).....$100 annually			
		For liquefied petroleum gas tank, in a commercial setting, that is fixed and permanent, filled on site ….....$100 each			
		For liquefied petroleum gas tanks greater than 124 gallon size.....$100 each			
		To operate a place of assembly with occupant load of 300 or more persons in permitted structure….$100 annually			
		For tent, canopy, and temporary structure in excess of 700 square feet, except for structures used exclusively for camping and private functions not open to public.....$25 each			
		For installation or modification of any spray room, spray booth, or preparation work station, or to conduct a spraying or dipping operation utilizing flammable or combustible liquids or powder coating.....$100 each			
3515	Fees: Fireworks/Permits	Non-aerial common fireworks.....$25	132D-10		
		Aerial/Special fireworks.....$110	132D-10		
		Fireworks display site inspection……..$200	132D-16.6		

ACCOUNT	REVENUE SOURCE	FEE, RATE, ASSESSMENT OR TAX	HRS	COUNTY CODE	ORDINANCE
		DEPARTMENT OF FIRE AND PUBLIC SAFETY GENERAL FUND (Cont.)			
	Fees:	Certificate of fitness to maintain and test portable fire extinguishers, fire protection systems, or fire alarm systems, or any combination of the above. Per category of certification……..$100 triennially	132-16 – HAR 12-44.1		
		DEPARTMENT OF FIRE AND PUBLIC SAFETY SPECIAL REVENUE/TRUST AND AGENCY FUND			
3217	Fireworks Auditor Fund				
	Licenses Fireworks	Import License.....$3,000 Wholesale License per site.....$2,000 Storage License per site.....$1,000 Retail License per site .....$500 The license fee shall be the fee specified above for each year, fraction of a year, or event in which the licensee plans to conduct business. Non-profit community groups shall be exempt from import license and storage license fees for public fireworks displays once a year.	132.D-11	Chapter 3.95	
	MISCELLANEOUS: Plan Review Fee (Fire)	12.5% of the building permit fee. Where plans are incomplete or are changed so as to require additional plan review, an additional plan review fee shall be charged at the rate of..... $30 per hour		16.04C.060	
		DEPARTMENT OF HOUSING AND HUMAN CONCERNS SPECIAL REVENUE/TRUST AND AGENCY FUND			
	LICENSES & PERMITS: Sale of Dog Licenses:				
3290	License - Dogs	For neutered dog.....$10 every two years For unneutered dog.....$75 every two years	143-3	6.04.020	
		Dog tag..... $1 each	143-4	6.04.020	
		Duplicate dog tag..... $1 each	143-4 and 143-6	6.04.020	
	CHARGES FOR CURRENT SERVICES:				
3430	Animal Shelter Revenue	First Impound: First day of impoundment .....$25 Each day thereafter.....$20 Second Impound: First day of impoundment..... $50 Each day thereafter.....$20 Third Impound: First day of impoundment .....$75 Each day thereafter.....$20 Fourth Impound and thereafter: First day of impoundment .....$100 Each day thereafter.....$20		6.04.060(A)	
		Adoption Fee……...$8		6.04.070	
		Service Charge: Collection service prior to or at the time of collection of a dog or cat.....$35		6.20.020	
		Service Charge: Collection service prior to or at the time of collection of a dog or cat.....$35		6.20.020	

ACCOUNT	REVENUE SOURCE	FEE, RATE, ASSESSMENT OR TAX	HRS	COUNTY CODE	ORDINANCE
		DEPARTMENT OF HOUSING AND HUMAN CONCERNS SPECIAL REVENUE/TRUST AND AGENCY FUND (Cont.)			
	Fees – Appeal	Appeal cost to the Animal Control Board, Rule 7-501-28, Rules of the Animal Control Board.....$50		6.04.095	
3430	Animal Shelter Revenue	Redemption of Dogs by Owners: Quarantine: First day of quarantine.....$25 Each day thereafter ..... $15 Cat Trap - Deposit/Rental/Late Fee: Security deposit - refundable upon return of trap .....$75 Rental Charge for first seven days……$0 Late fee - imposed each day beyond one week.....$5 per day Dog Trap - Deposit/Rental/Late Fee: Security deposit - refundable upon return of trap .....$200 Rental Charge ..... $10 per week Late fee - imposed each day beyond one week..... $5 per day	143-8	6.04.060 6.04.060(B)	
[3431] 3735	Poundkeeper	Charges to capture and impound animals: For animal captured within a radius of five miles from the pound..... $20 per animal and for each mile traveled by the poundkeeper beyond such five mile radius to capture the animal .....$1.00 per mile For actual expenses incurred in keeping impounded animals, except that actual expense on account of feed shall not exceed .....$5 per animal per day Pound fee……$5 per animal per day		6.16.080	
	Fees – Kaunoa Senior Services Leisure Program Activities	The fees shall be as follows: Special Events – will be offered based on the cost of guest/artist presenter, equipment and supplies for the event, and number of participants. Meal cost may be included if the participant selects the meal option. Off Property Activities and Excursions – will be offered based on the entrance fee, meal cost, rental of equipment and supplies and number of participants. Short Term Classes – will be offered based on the cost of the instructor's fee, equipment and supplies, number of participants. Meal cost may be included if the participant selects the meal option.		3.37.040	
	Residential Workforce Housing Requirement	A. Developers shall be required to provide a number of residential workforce housing units equivalent to at least twenty-five percent, rounding up to the nearest whole number, of the total number of market rate lots, lodging units, time share units, or dwelling units, excluding farm labor dwellings or a second farm dwelling, as defined in section 19.04.040, Maui County Code. If a developer satisfies the requirements of this chapter through subsection (B)(3) and the units shall remain available only to income-qualified groups in perpetuity, the developer shall provide at least twenty percent, rounding up to the nearest whole number, of the total number of market rate lots, lodging units, time share units, or dwelling units, excluding farm labor dwellings or a second farm dwelling, as defined in section 19.04.040, Maui County Code.		2.96.040	

ACCOUNT	REVENUE SOURCE	FEE, RATE, ASSESSMENT OR TAX	HRS	COUNTY CODE	ORDINANCE

DEPARTMENT OF HOUSING AND HUMAN CONCERNS
SPECIAL REVENUE/TRUST AND AGENCY FUND
(Cont.)

B. Prior to final subdivision approval or issuance of a building permit for a development subject to this chapter, the department shall require the developer to enter into a residential workforce housing agreement. The agreement shall set forth the method by which the developer satisfies the requirements of this chapter. The requirements may be satisfied by one or a combination of the following, which shall be determined by the director of housing and human concerns and stated in the agreement:

1. Offer for sale, single-family dwelling units, two-family dwelling units, or multi-family dwelling units as residential workforce housing within the community plan area;

2. Offer for rent, multi-family dwelling units as residential workforce housing units within the community plan area;

3. In lieu of directly selling or renting units pursuant to subsections (B)(1) or (B)(2) the developer may convey such units to a qualified housing provider subject to department approval pursuant to section 2.96.150; or

4. In lieu of providing residential workforce housing units, the residential workforce housing requirement may be satisfied by payment of a fee, by providing improved land, or by providing unimproved land in accordance with the following:

   a. The in-lieu fee per residential workforce housing unit required by this chapter shall be equal to the difference in unit costs for a three-bedroom, single-family dwelling unit, at one hundred percent and a three-bedroom, single-family dwelling unit at one hundred sixty percent of median income, for a family of four, pursuant to HUD affordable sales price guidelines, or as adjusted by the development for Hana, Lanai, and Molokai.

   b. Any dedication of improved or unimproved land in-lieu of residential workforce housing units shall be subject to the approval of the director of housing and human concerns and the council by resolution.

5. Application of residential workforce housing credits issued pursuant to Maui County Code.

C. Income group distribution.

1. Unless an exemption is granted by the director, the percentage of ownership units within each income group shall be as follows:
   a. Thirty percent of the ownership units shall be for "below-moderate income" residents.

   b. Fifty percent of the ownership units shall be for "moderate income" residents.

   c. Twenty percent of the ownership units shall be for "above-moderate income" residents.

ACCOUNT	REVENUE SOURCE	FEE, RATE, ASSESSMENT OR TAX	HRS	COUNTY CODE	ORDINANCE
		DEPARTMENT OF HOUSING AND HUMAN CONCERNS SPECIAL REVENUE/TRUST AND AGENCY FUND (Cont.)			
		2. Unless an exemption is granted by the director, the percentage of rental units within each income group shall be as follows: a. One-third of the rental units shall be for "very low income" and "low income" residents. b. One-third of the rental units shall be for "below-moderate income" residents. c. One-third of the rental units shall be for "moderate income" residents.			
	Residential Workforce Housing Policy Incentives and Exemptions	Restricted Workforce Housing Fast Track Development Application Fee..... $50,000 *Application fee shall be refunded to applicant upon completion of the project within the timeframe set forth by resolution.		2.97.070	
		DEPARTMENT OF LIQUOR CONTROL LIQUOR FUND			
	BUSINESS LICENSES & PERMITS:				
3201	Fee - Liquor License Application	Filing fee..... $50	281-54	Rules of the Liquor Commission 08-101-50	
3202	License - Manufacture and Sale of Liquor	The basic fees for licenses of the several classes and kinds shall be as follows, the same being per annum except where otherwise specified: Manufacturers (including rectifiers) (a) Beer ..... $600 (b) Wine ..... $600 (c) Wine Manufactured from fruits grown in the state ..... $300 (d) Alcohol..... $200 (e) Other liquors ..... $640 Restaurant (a) General ..... $600 plus percentage fee (b) Beer and Wine..... $300 plus percentage fee (c) Beer ..... $150 plus percentage fee Wholesale (a) General ..... $2,400 (b) Beer and Wine..... $1,800 (c) Alcohol..... $200 Retail (a) General ..... $560 plus percentage fee (b) Beer and Wine..... $260 plus percentage fee (c) Alcohol..... $200	281-17.5		

ACCOUNT	REVENUE SOURCE	FEE, RATE, ASSESSMENT OR TAX	HRS	COUNTY CODE	ORDINANCE
		DEPARTMENT OF LIQUOR CONTROL **LIQUOR FUND (Cont.)**			
		Dispenser (a) General ..... $600 plus percentage fee (b) Beer and Wine..... $300 plus percentage fee (c) Beer ..... $150 plus percentage fee			
		Club ..... $320 plus percentage fee			
		Transient Vessel (a) Daily..... $25 (b) Monthly..... $100 (c) Yearly $1,200			
		Tour or Cruise Vessel……..$300 plus percentage fee			
		Special (a) General ..... $25 per day (b) Beer and Wine..... $15 per day (c) Beer ..... $10 per day			
		Cabaret ..... $1,200 plus percentage fee			
		Hotel..... $1,200 plus percentage fee			
		Caterer..... $600 plus percentage fee			
		Brewpub..... $1,000 plus percentage fee			
		Condominium Hotel ..... $1,200 plus percentage fee			
		Winery..... $1,000 plus percentage fee			
		Small Craft Producer Pub…….$1,000 plus percentage fee			
		Temporary License (a) period of 120 days or fraction thereof..... $200 plus percentage fee (b) one additional period of 120 days or fraction thereof..... $200 plus percentage fee			
3203	Fees – Permit to Act as Authorized Agent	Solicitor's and Representative's permit for July 1 to June 30 license year: General ..... $1,800 Beer and Wine..... $1,200 Alcohol…….$200			
3204	Fee – Permit for Importation of Liquor	Permit fee $50	281-33.1		
3205	Fees - Others	Rule Book ..... $10 plus cost for postage and handling			
		List of Licensees ..... $10 plus cost for postage and handling			

ACCOUNT	REVENUE SOURCE	FEE, RATE, ASSESSMENT OR TAX	HRS	COUNTY CODE	ORDINANCE
		DEPARTMENT OF LIQUOR CONTROL LIQUOR FUND (Cont.)			
		Duplicate License ..... $10 plus cost for postage and handling			
		Certification examination, Certificate for registration of employee approved by the director of liquor control, minor, employee of class 5, category D, or any duplicate thereof..... $10 plus cost for postage and handling			
		Permit to purchase alcohol for non-beverage purposes…….. $50			
		Director of liquor control may waive fee for permit to purchase alcohol for non-beverage purposes for any County or State governmental agencies.			
		Any licensee who fails to pay any penalty ordered by the board for the violation of the liquor laws of the State or of the rules of the commission by the due date shall be assessed a late charge of 5% per month on the balance due until such fees are paid in full. The 5% late charge shall be a flat fee (not be prorated) that will be charged for any portion of the month payment is due.			
3206	Percentage Fee	The percentage fee for each current fiscal year shall be based upon the following formula, which shall establish the percentage to be applied to the gross sales or four times the total amount of liquor purchased of each licensee:			
		(EE-BF-C)/EGS = Percentage			
		EE = Estimated Expenditure (current fiscal year)			
		BF = Basic Fees (current fiscal year)			
		C = Carryover savings (prior fiscal year) in excess of 20% as provided in Section 281-17.5, Hawaii Revised Statutes			
		EGS = Estimated Gross Sales (prior fiscal year)			
		Any licensee who fails to pay the percentage fee by the due date shall be assessed a late charge of 5% per month on the balance due until such fees are paid in full. The 5% late charge shall be a flat fee (not be prorated) that will be charged for any portion of the month payment is due.			
		Any licensee who failed to file the gross sales of liquor report by the due date, shall be assessed the percentage fee equal to the highest percentage fee due and payable by the licensee of the same class or the highest percentage fee due and payable by any licensee if there is no licensee in the same class.			
3207	Direct Wine Shipment	Permit for direct shipment of wine by wineries..... $48 per calendar year	281-33.6		
		DEPARTMENT OF LIQUOR CONTROL SPECIAL REVENUE/TRUST AND AGENCY FUND			
	MISCELLANEOUS:				
	Fines, Infractions of Liquor Laws and Rules and Regulations	The amount of penalty assessed and collected by the liquor control adjudication board from any licensee for any particular offense shall not exceed the sum of $2,000.	281-91		

ACCOUNT	REVENUE SOURCE	FEE, RATE, ASSESSMENT OR TAX	HRS	COUNTY CODE	ORDINANCE

DEPARTMENT OF MANAGEMENT
SPECIAL REVENUE/TRUST AND AGENCY FUND

[NON-]BUSINESS LICENSES & PERMITS:

3610	Fees – Parking Permits	County employee parking is permitted in five lots designated A, B, C, D, and E: Lot A is an L-shaped lot situated at the corner of Kaohu Street and Napua Street. Lot B is situated on both the Wells Street side and the Kaohu Street side of Kalana O Maui (County Building, 200 South High Street, Wailuku, Maui, Hawaii 96793). Lot C is the covered parking area beneath Kalana O Maui. Lot D is situated on the south side of Kaohu Street, and its intersection with South High Street. Lot E is situated at the Old Wailuku Post Office. Monthly employee parking shall be: Uncovered stall in Lot A…….....$25 Covered stall in Lot A…...……..$45 Uncovered stall in Lot B and D……..……..$25 Covered stall in Lot C…… $50 Placard unassigned parking in Lot E ……..$15 Miyahira property covered stall ……..$45 Miyahira property uncovered stall ……..$25 The County operates in facilities that are not owned by the County but are leased. In situations where parking in private facilities may be available for employees, the rate paid by employees for parking in those facilities shall be the same rate charged to the County by the landlord.		3.26.010	

OFFICE OF THE MAYOR
GENERAL FUND

[REVENUE FROM] USE OF MONEY & PROPERTY:

[3321] 3621	Rental - Kula Agricultural Park	Kula Agricultural Park ..... $100 per acre		Chapter 22.04A	

DEPARTMENT OF PARKS AND RECREATION
GENERAL FUND

CHARGES FOR CURRENT SERVICES:

3436	Fees - Camping Permit	**Adult 18 yrs & over** / **Children under 18** / **Pet** **Residents - Daily:** Monday - Thursday .....$5 ..... $3 ..... $3 Friday - Sunday and Holidays.....$10 ..... $6 ..... $6 **Non-Residents - Daily:** Monday - Thursday .....$10 ..... $6 ..... $6 Friday - Sunday and Holidays.....$20 ..... $12 ..... $12		13.04A.220	
	Fee - Use of Park Facilities	Includes Rental of Equipment See Table 13.04A.100.		13.04A.100	

ACCOUNT	REVENUE SOURCE	FEE, RATE, ASSESSMENT OR TAX	HRS	COUNTY CODE	ORDINANCE

DEPARTMENT OF PARKS AND RECREATION
GENERAL FUND (Cont.)

3450	Rental Fee – All Districts	See Table 13.04A.100.			
		Application fee (non-refundable) for Special Events application requests, except for the Annual Department Sponsored Special Events……...……$25		13.04A.100	
3452	Rental Fee - Equipment	See Table 13.04A.130.		13.04A.130	
		$50 Key Deposit Fee – For all permits except for Government permits.		13.04A.100	
		$50 key deposit will be automatically withheld if permit holder fails to pick up their key(s) during parks permit office hours and a parks employee must distribute key(s) or open a facility.			

Table 13.04A.100

SCHEDULE OF FEES AND DEPOSITS

	Fee by Permit							Custodial Deposit by Permit				
				Special Events							Special Events	
				Department sponsored***					Department sponsored***			
	Government	Community Class	General Use*	Event w/o Revenue	Event w/ Revenue	Non-Profit/ Political Fundraiser	Commercial**	Government	Special Events/ Community Class	General Use	Non-Profit/ Political Fundraiser	Commercial
Gymnasiums	$0	$5	$6	$0	$94	$188	$625	$0	$100	$150	$200	$400
w/air conditioning (add'l flat charge)	$0	$188	$188	$0	$250	$313	$375					
Football Stadiums	$0	$13	$63	$0	$250	$375	$1,250	$0	$250	$500	$500	$1,500
w/lights (add'l flat charge 6-10 p.m.)	$0	$63	$63	$0	$125	$188	$250					
Baseball Stadiums	$0	$6	$63	$0	$125	$188	$625	$0	$125	$250	$250	$750
w/lights (add'l flat charge 6-10 p.m.)	$0	$31	$44	$0	$63	$94	$188					
Amphitheaters												
Keopuolani Park (w/o lights)	$0	$3	$13	$0	$31	$125	$375	$0	$50	$100	$150	$500
Lahaina Civic	$0	$3	$13	$0	$31	$188	$500	$0	$50	$100	$150	$500
w/lights (add'l flat charge 6-10 p.m.)	$0	$3	$25	$0	$31	$63	$125					
Swimming Pools (Up to two lanes)	$0	$3	$13*	$0	$13	$125	$500	$0	$0	$100	$150	$300
Community Centers: Without Air Conditioning												
Facilities w/capacities up to 100	$0	$3	$19	$0	$25	$31	$225	$0	$25	$125	$125	$250
Facilities w/capacities up to 200	$0	$5	$38	$0	$44	$50	$450	$0	$50	$175	$175	$300
Facilities w/capacities up to 300	$0	$8	$56	$0	$75	$81	$675	$0	$75	$225	$225	$450
Facilities w/capacities up to 400	$0	$10	$75	$0	$94	$100	$900	$0	$100	$275	$275	$600
Facilities w/capacities up to 500	$0	$13	$94	$0	$113	$119	$1,125	$0	$125	$325	$325	$750
Facilities w/capacities over 500	$0	$15	$125	$0	$144	$150	$1,350	$0	$150	$350	$350	$900
Community Centers: With Air Conditioning												
Facilities w/capacities up to 100	$0	$5	$44	$0	$50	$56	$255	$0	$25	$125	$125	$250
Facilities w/capacities up to 200	$0	$10	$63	$0	$75	$81	$510	$0	$50	$175	$175	$300
Facilities w/capacities up to 300	$0	$15	$81	$0	$113	$119	$765	$0	$75	$225	$225	$450
Facilities w/capacities up to 400	$0	$20	$100	$0	$150	$156	$1,008	$0	$100	$275	$275	$600
Facilities w/capacities up to 500	$0	$25	$119	$0	$188	$194	$1,275	$0	$125	$325	$325	$750
Facilities w/capacities over 500	$0	$30	$150	$0	$225	$231	$1,530	$0	$150	$375	$375	$900
Pavilions w/kitchen facilities	$0	$3	$38	$0	$44	$50	$450	$0	$50	$100	$200	$400
Pavilions w/o kitchen and bandstand	$0	$3	$31	$0	$38	$63	$94	$0	$0	$50	$100	$300
Meeting Rooms w/o air conditioning	$0	$3	$13	$0	$25	$100	$138	$0	$100	$150	$200	$400

ACCOUNT	REVENUE SOURCE	FEE, RATE, ASSESSMENT OR TAX	HRS	COUNTY CODE	ORDINANCE

DEPARTMENT OF PARKS AND RECREATION
GENERAL FUND (Cont.)

	Fee by Permit							Custodial Deposit by Permit				
				Special Events							Special Events	
				Department sponsored***								
	Government	Community Class	General Use*	Event w/o Revenue	Event w/ Revenue	Non-Profit/ Political Fundraiser	Commercial**	Government	Department sponsored*** Special Events/ Community Class	General Use	Non-Profit/ Political Fundraiser	Commercial
Meeting Rooms w/air conditioning	$0	$5	$25	$0	$38	$119	$163	$0	$35	$50	$100	$275
Ball Fields	$0	$3	$6	$0	$13	$63	$438	$0	$50	$100	$100	$400
w/lights (add'l flat charge 6-10 p.m.)	$0	$3	$13	$0	$25	$63	$125					
Wrestling Room	$0	$3	$31	$0	$38	$113	$156	$0	$75	$100	$200	$400
Any park premises or recreational facilities not otherwise described in this table	$0	$3	$6	$0	$13	$188	$500	$0	$50	$50	$100	$300
w/lights (add'l flat charge 6-10 p.m.)	$0	$6	$13	$0	$19	$63	$125					

	Fee by Permit					Custodial Deposit by Permit				
			Special Events					Special Events		
	Government	General Use *	Department sponsored***	Non-Profit/County co-sponsored/ Political Fundraiser	Commercial	Government	General Use*	Department sponsored***	Non-Profit/ County co-sponsored/ Political Fundraiser	Commercial
Small Equipment										
Stage Platforms (each)	$0	$13	$0	$19	$38	$0	$15	$0	$15	$30
Bleachers (each)	$0	$31	$0	$44	$88	$0	$25	$0	$35	$70
Picnic Tables (each)	$0	$13	$0	$19	$31	$0	$15	$0	$15	$25
Portable Equipment w/o utilities	$0	$13	$19	$38	$113	$0	$25	$50	$100	$200
Portable Equipment w/utilities	$0	$31	$38	$75	$250	$0	$50	$75	$150	$300
Large Equipment										
Mobile Bleachers (each)	$0	n/a	$219	$313	$625	$0	n/a	$250	$500	$1,000
Showmobile Stage	$0	n/a	$313	$625	$1,250	$0	n/a	$500	$1,000	$2,000
Portable Restroom	$0	n/a	$313	$625	$1,250	$0	n/a	$500	$1,000	$2,000

*For General Use Permits, there shall be no charge for the use of parks or recreational facilities by senior citizen organizations, adult-supervised youth leagues, or persons with disabilities organizations. Partnership Leagues shall pay an annual custodial and key deposit of $500.
*For Swimming Pools (up to two lanes) – General Use Permit, if 50 percent of all swimmers in the group are from the youth, senior, or disabled persons category, the fee shall be 50 percent of the two-lane rate.
**For Special Event – Commercial Fees: Fees shown or 15% of gross receipts, whichever is greater.
***For Department sponsored events that are primarily sponsored by the department, there shall not be any fees or deposits assessed.

Fee – Use of Park Facilities	"Government Permit" means a permit issued under Chapter 13.04A for an event or activity organized and conducted by the County, or another governmental unit, for which no revenue may be generated. "Community Class Permit" means lessons, instruction or classes offered to the general public and conducted by an instructor approved by the department. Class participation charges or fees are allowed within the limits established by the department. In accordance with the community class program policies and procedures, facility fees are assessed per class. A class shall not exceed two hours. Temporary refreshments are prohibited. "General Use Permit" means a permit issued under Chapter 13.04A for an event or activity for which dues, registration fees, or participation fees may not be assessed, or donations accepted; except that the term includes a permit issued under this chapter for which a youth league, ADA organization, or senior citizen organization may assess fess to offset operating expenses. "Special Events Permit" means a permit for events, activities, fundraising activities, political fundraisers, or tournaments, determined to require a permit, but which do not meet other permit requirements.		13.04A.030

ACCOUNT	REVENUE SOURCE	FEE, RATE, ASSESSMENT OR TAX	HRS	COUNTY CODE	ORDINANCE
		DEPARTMENT OF PARKS AND RECREATION GENERAL FUND (Cont.)			
		"Department sponsored" means functions, activities, programs, or events solely sponsored by the department. "Visiting swim team" means a swim team not from the County.			
	Visiting Swimming Teams	Deposit to reserve the pool, with a 90-day cancellation notice .....$500 Daily fee .....$6 per swimmer			
	Lanai Community Kitchen	Hourly Fee to reserve the facility (3-hour minimum)..... $25/hr Custodial Deposit Fee (per rental) ..... $200 Key Deposit (per rental) $50			
	Maui Invitational Basketball Tournament	[Annual Rental Fee (entire 3-day tournament)….$5,000, plus pro-rated utility costs Custodial Deposit Fee……...$1,000 per year Key Deposit……...$25 per year] The Annual License Fee for each License Period from 2021 through 2025 shall be calculated as the sum of the fees by permit for the specific facilities identified in the contract adopted through Resolution 19-128, as such fees by permit are set forth in the Schedule of Fees and Deposits (hereafter "Schedule") as enacted by the Maui County Council for Fiscal Year 2021. Thereafter, the Annual License Fees shall not increase for any License Period through the end of Fiscal year 2025 notwithstanding any increases in the applicable fees by permit in any applicable Schedule, provided, however, the Annual License Fee shall be reduced to reflect any net decrease in applicable fees by permit for any License Period through Fiscal Year 2025.		License Agreement between County and KemperLesnik Communications, Inc. (expires12/31/30)	Reso. 19-128
3402	Maui Fair Alliance	User Fee…… .....$2,000 per year Security Deposit…… .....$2,000 per year Equipment Rental .....$2,000 per year		License Agreement between County and Maui Fair Alliance (expires 12/31/2024)	
3537	Adult Recreational/Leagues	Team Charge per Team per Game per Sport Softball…….…….$20 Basketball…….…….$25 Volleyball…….…….$10 Kickball…….…….$20 Baseball…….…….$55 Other Sports/Activities……..$20 Recreation program and special events conducted by the department may assess registration, and/or participant fees as necessary to conduct the event, activity or program.			
3453	PALS Program	The fee shall be as follows: Participating PALS children that qualify for the Department of Education's free or reduced lunch program may be eligible for a discounted fee. Discounts shall be verified by the PALS program to be deemed eligible for that current program year. Summer Session First Child .....$160 First Child (reduced lunch)……$112 First Child (free lunch)……$64 Discounts shall be offered for more than one sibling participating simultaneously in the program as follows: Second Child $120			

ACCOUNT	REVENUE SOURCE	FEE, RATE, ASSESSMENT OR TAX	HRS	COUNTY CODE	ORDINANCE

DEPARTMENT OF PARKS AND RECREATION
GENERAL FUND (Cont.)

Second Child (reduced lunch)……..$84
Second Child (free lunch)……$48
Third Child (or more).....$80 per child
Third Child (or more) (reduced lunch)……$56 per child
Third Child (or more)(free lunch)……..$32 per child

Winter Session
First Child……$40
First Child (reduced lunch)……...$28
First Child (free lunch)……$16
Discounts shall be offered for more than one sibling participating simultaneously in the program as follows:
Second Child...……$30
Second Child (reduced lunch)……$21
Second Child (free lunch)……..$12
Third Child (or more)…..……$20 per child
Third Child (or more) reduced lunch……..$14 per child
Third Child (or more) (free lunch)……$8 per child

CHARGES FOR CURRENT SERVICES:

3460 Playing Fees - Green Fees - Golf

Rates - weekdays: 13.16.030

Daily

Residents with Resident Card……..[$15]$16
Military…….....[$23]$24
Retirees with Resident Card…….….....[$10]$11
Non-Maui County Hawaii Residents
with Hawaii Driver License or
Hawaii State Identification Card…….....[$35]$28
Non-Resident …….…..... [$53]$55
Students (no twilight) of State of Hawaii through age [18]19...$2
Twilight Rate…….….....…….…....Half of Daily Rate

Rates - weekends and holidays:

Daily

Residents with Resident Card….....[$22]$23
Military …….…..…..[$28]$29
Retirees with Resident Card……..…….....…..[$14]$15
Non-Maui County Hawaii Residents
with Hawaii Driver License or
Hawaii State Identification Card……..…..[$40]$35
Non-Residents……..… [$65]$67
Students (no twilight) of State of Hawaii through age [18]19...$3
Twilight Rate…….….....…….…....Half of Daily Rate

The nine-hole rate and twilight rate are one-half the daily rate, except for students of the State of Hawaii through age 18, who shall be charged the daily rate.

Fee Exemptions:
Professional golfers and other golf officials who are bona fide members of the Professional Golfer's Association or Golf Course Superintendent's Association shall be exempt from paying any playing or tournament fees. 13.16.035

Rates - monthly:
Students of State of Hawaii through age
[18] 19……..……..[$20]$10

Club No Show Fee (unused pre-booked blocked time)..... [$10]$11/person 13.16.015
13.16.032
13.16.037

Tournament Fee ..... [$18]$20/person

Replacement Maui County Resident Card Fee $5

ACCOUNT	REVENUE SOURCE	FEE, RATE, ASSESSMENT OR TAX	HRS	COUNTY CODE	ORDINANCE
		DEPARTMENT OF PARKS AND RECREATION GENERAL FUND (Cont.)			
	MISCELLANEOUS:				
	Park Assessment	The director of parks and recreation shall require each subdivider, as a condition of approval of a subdivision, to: 1. Provide land in perpetuity or dedicate land for park and playground purposes; or 2. Pay the County a sum of money; or 3. Provide an improvement to a park in the community plan area; or 4. Provide an equivalent combination thereof, pursuant to subsection C of Section 18.16.320, Maui County Code.		18.16.320	
		DEPARTMENT OF PARKS AND RECREATION SPECIAL REVENUE AND TRUST AND AGENCY FUNDS (Cont.)			
		The land provided or dedicated shall have an area of five hundred square feet for each lot or unit, in excess of three, resulting from the subdivision; provided, for residential workforce lots or units within a subdivision, the land area shall be 250 square feet for each lot or unit. In lieu of providing land in perpetuity or dedicating land, the director of parks and recreation shall require the subdivider to: 1. Pay to the County a sum of money equal to the number of square feet that would have been required by Section 18.16.320.B.2.c multiplied by the average of the following values, determined at subdivision approval, in accordance with the most recent certified assessment for real property tax purposes in the respective community plan area where the subdivision is located: a. The average value per square foot of lands classified as residential; and b. The average value per square foot of lands classified as apartment. 2. Combine the payment of money with land to be provided or dedicated, on the basis of five hundred square feet per each lot or unit, in excess of three, resulting from the subdivision; provided, for residential workforce lots or units within a subdivision, the land area shall be 250 square feet for each lot or unit; or 3. Provide improvement to parks and playgrounds in the community plan area where the subdivision is located. The value of such improvements shall be at least equal to the sum of money required to be paid pursuant to this section. The estimate for the cost of the improvements provided shall be based upon cost estimates certified by an engineer licensed to practice in the State of Hawaii. For subdivisions which qualify as affordable housing or residential workforce housing projects, this park assessment fee shall be deferred for either one year from the date of final subdivision approval or until 50% of the dwelling units of the affordable housing project are sold or rented, whichever occurs first.			
	Permits: Commercial Ocean Recreational Activity	Application Fee .....$100 processing fee, non-refundable if permits are denied CORA Permit Fee .....$1,000 per permit per park per activity, annually, for the first two permits issued per business or entity. Each permit thereafter shall be $500 per permit per park per activity.		13.04A.310	
	Fees – Maui Interscholastic League	All fees paid for Hawaii high school athletic events shall be deposited to the Maui Interscholastic League Fees Fund.		3.39.030	

ACCOUNT	REVENUE SOURCE	FEE, RATE, ASSESSMENT OR TAX	HRS	COUNTY CODE	ORDINANCE

DEPARTMENT OF PLANNING
GENERAL FUND

CHARGES FOR CURRENT SERVICES:

Fees - Department of Planning	**Table A - Fee Schedule (Public Hearing Required)**		
	Geothermal Development Permit Maui Planning Commission Rules of Practice and Procedures 12-201-102 (a)		
	Change of Zoning		19.510.010
	Conditional Permit		19.40.030
	Community Plan Amendment		2.80B.110
	State Land Use District Boundary Amendment		19.68.020
	Project District Zoning		19.45.040
	BVA Variance and Appeals Variances - BVA Rules 12-801-69 Appeals - BVA Rules 12-801-82		
	County Special Use Permit		19.510.010
	Special Permit within State Land Use Agricultural and Rural Districts	205-6(a)	
	Project Master Plan Review		19.510.010
	Shoreline Setback Variances Maui Shoreline Setback Rules 12-203-14(a)(1) Molokai Shoreline Setback Rules 12-304-12(a)(1) Lanai Shoreline Setback Rules 12-403-18(a)(1)		
	Environmental Assessments (non-exempt)		
	Special Management Area (SMA) Permits (non-exempt) Maui SMA Rules 12-202-15(a)(3) Molokai SMA Rules 12-302-15(a)(3) Lanai SMA Rules 12-403-15(a)(3)		
	Nondecennial General Plan Amendment		2.80B.060

Total Valuation	**Fee Per Application (unless otherwise stated and subject to exceptions below)**
$0 to $125,000	$687.50
$125,001 to $500,000	$687.50 for the first $125,001, plus $13.75 for each additional $5,000 or fraction thereof, to and including $500,000
Additional review required by changes, additions, revisions, time extensions or renewals:	$206.25
$500,001 to $1,000,000	$1,712.50 for the first $500,001, plus $13.25 for each additional $5,000 or fraction thereof, to and including $1,000,000
Additional review required by changes, additions, revisions, time extensions or renewal:	$343.75

ACCOUNT	REVENUE SOURCE	FEE, RATE, ASSESSMENT OR TAX	HRS	COUNTY CODE	ORDINANCE

DEPARTMENT OF PLANNING
GENERAL FUND (Cont.)

$1,000,001 and up ..... $3,093.75 for the first $1,000,001, plus $13.75 for each additional $5,000 or fraction thereof, to a maximum of $4,950

Additional review required by changes, additions, revisions, time extensions or renewals:.....$687.50
Additional public hearing notice:.....$687.50

Table B - Fee Schedule (No Public Hearing Required)

All other permits or reviews for which no public hearing is required, unless otherwise specified herein (such as Special Management Area Assessments for Exemptions, Minor Permits, Emergency Permits*, Flood Development, Farm Plans, Landscaping Approval, and Comprehensive Signage Plans)…….$206.25

Business – Country Town Design Appeal…….$206.25 — 19.510.130

Additional review required by changes, additions, or revisions $206.25

*Maui SMA Rules 12-202-12(c)(2)(m), Molokai SMA Rules 12-302-12(c)(2)(L), Maui County Code 19.36A.070, 16.13.160(B)(1)(g)

Bed and Breakfast Permits — 19.64.040(A)

1. New Permit:
   Application Fee $500
   If Public Hearing Required ..... Additional $687.50
   If B&B Permit approved for:
   1 year .....No Additional Charge
   2 years..... Additional $250
   3 years..... Additional $500

2. Renewal:
   Application Fee $375
   If B&B Extension approved for:
   1 year .....No Additional Charge
   2 years..... Additional $250
   3 years..... Additional $500
   4 years..... Additional $750
   5 years ……Additional $1,000

Short-Term Rental Home Permit — 19.65.050(A)

1. New Permit:
   Application Fee $812.50
   If Public Hearing Required ..... Additional $687.50
   If Permit approved for:
   1 year .....No Additional Charge
   2 years..... Additional $250
   3 years..... Additional $500

2. Renewal:
   Application Fee $375
   If Extension approved for:
   1 year .....No Additional Charge
   2 years..... Additional $250
   3 years..... Additional $500
   4 years..... Additional $750
   5 years..... Additional $1,000

3. After-the-Fact Short-Term Rental Home Permit — 19.65.080
   Application Fee…….$1,850 — (E)(1)(d)

ACCOUNT	REVENUE SOURCE	FEE, RATE, ASSESSMENT OR TAX	HRS	COUNTY CODE	ORDINANCE

DEPARTMENT OF PLANNING
GENERAL FUND (Cont.)

Other Permits and Approvals:

Building Permit Review Fees Initial Review……..No Charge Review of First Resubmittal……..$312.50 Review of Second Resubmittal…..……$625 Review of Additional Resubmittal …….....$1,250 each		19.04.050
Sign Variances	$687.50	16.13.170(B)
Other Sign Permits	$68.75	16.13.160(B)(1)(g)
Other Promotional Signs	$31.25	16.13.160(A)(3)
Parking Approvals (Non-Administrative)	$137.50	19.510.010(B)
Parking Approvals (Administrative)	$68.75	19.510.010(B)
Historic District Commission Applications	$137.50	19.510.010(B)
Historic District Administrative Applications	$68.75	19.510.010(B)
Historic District Signs.	$68.75	19.510.010(B)
Historic District Banners	$31.25	19.510.010(B)
Planned Development	$137.50	19.510.010(B)
Maui Redevelopment Agency Approval	$137.50	19.510.010(B)
Existing Permit Review, Time Extension, etc	$137.50	19.510.010(B)

EXCEPTIONS TO FEES

After-the-fact permit and assessment fees:
Minimum fee of $1,000, in addition to other applicable application fees, plus up to 50% of project valuation as determined by the planning director.

Government Fees:
Filing fees for development or permit applications filed by or on behalf of any County agency may be waived by the planning director; County agencies shall pay for the direct costs of public notices for applications that require a public hearing.

Affordable Housing:
Projects built and offered for sale or rental in accordance with Chapter 2.96, Maui County Code, shall be exempt from the fees set forth in Table A and Table B by the percentage of fee waived per the percentage of affordable housing units above those required by Chapter 2.96, Maui County Code.

Other Fees (not subject to exceptions above):

1. Special Management Area Appeal of Director's Decision $687.50

Maui SMA Rules 12-202-30
Molokai SMA Rules 12-302-26(a)

ACCOUNT	REVENUE SOURCE	FEE, RATE, ASSESSMENT OR TAX	HRS	COUNTY CODE	ORDINANCE
		DEPARTMENT OF PLANNING **GENERAL FUND (Cont.)**			
		2. Shoreline Setback Appeal ..... $312.50 Maui Shoreline Setback Rules 12-203-22 Lanai Shoreline Setback Rules 12-403-24(2)(a)			
		3. Adoption, Amendment or Repeal of Planning Commission Rules and Regulations.....$312.50 Maui Planning Commission Rules of Practice and Procedures 12-201-92(c)(1)(D) Molokai Planning Commission Rules of Practice and Procedures 12-301-63(c)(1)(D) Lanai Planning Commission Rules of Practice and Procedures 12-401-92(c)(1)(D)			
		4. Petition to Intervene .....$312.50 Maui Planning Commission Rules of Practice and Procedures 12-201-40(b)			
		DEPARTMENT OF POLICE **GENERAL FUND**			
	[REVENUE FROM] USE OF MONEY & PROPERTY:				
3612	Rental - Public Bldgs. and Rooms	Police Cottages: For those officers permanently assigned to certain districts, the lesser of the fair market value rent or the following rent shall apply: Lanai ..... 2 cottages at $200 per month per cottage Molokai..... 2 cottages at $200 per month per cottage Hana ..... 1 cottage at $200 per month per cottage		3.40.180.B (SHOPO Memorandum of Understanding)	
	CHARGES FOR CURRENT SERVICES:				
3427	Fees - Permit to Carry Firearms	Renewable with an expiration of one year from the date of issue…….$10	134-9		
		DEPARTMENT OF POLICE **SPECIAL REVENUE/TRUST AND AGENCY FUND**			
	MISCELLANEOUS:				
	Fees – Alarms System Registration	**Residential** **Business** Registration…….$25……$50 Renewal (every 2 years)…….$25…….$50 Failure to Register……..$50……..…..$100		8.34.021 8.34.022	
	Service Charge – False Alarms Response	**Residential** **Business** First Response……..No Charge..…No Charge Second*……...……...$25……$50 Third*…….....$50……..…$100 All subsequent*……...$50……...…$150 (*within a twelve-month period)		8.34.030	

ACCOUNT	REVENUE SOURCE	FEE, RATE, ASSESSMENT OR TAX	HRS	COUNTY CODE	ORDINANCE

DEPARTMENT OF PUBLIC WORKS
GENERAL FUND

[NON-BUSINESS] LICENSES & PERMITS:

3240 Fees: Building & Construction Permits — 16.26B.108.2

Valuation:	Permit Fees:
$1 to $500	$30
$501 to $2,000	$30 for the first $500 plus $3 for each additional $100 or fraction thereof, to and including $2,000
$2,001 to $25,000	$75 for the first $2,000 plus $10 for each additional $1,000 or fraction thereof, to and including $25,000
$25,001 to $50,000	$305 for the first $25,000 plus $9 for each additional $1,000 or fraction thereof, to and including $50,000
$50,001 to $100,000	$530 for the first $50,000 plus $7 for each additional $1,000 or fraction thereof, to and including $100,000
$100,001 to $500,000	$880 for the first $100,000 plus $5 for each additional $1,000 or fraction thereof, to and including $500,000
$500,001 to $1,000,000	$2,880 for the first $500,000 plus $6 for each additional $1,000 or fraction thereof, to and including $1,000,000
$1,000,001 and up	$5,880 for the first $1,000,000 plus $7 for each additional $1,000 or fraction thereof

EXCEPTIONS:

1. Affordable housing projects built and offered for sale or rental in accordance with Chapter 2.86, Maui County Code, shall be assessed fifty percent of the building permit fee set forth in this annual budget ordinance.

2. All units in a residential development in which one hundred percent of the units qualify as residential workforce housing units, as defined in section 2.96.020, Maui County Code, shall be exempt from the fee.

3. A residential workforce housing unit, as defined in section 2.96.020, Maui County Code, shall be assessed fifty percent of the fee.

4. No fee shall be charged for County projects and projects that are funded in whole or in part by the County.

5. Pursuant to Resolution No. 16-155 relating to designation of the island of Molokai as an enterprise zone, when permits are required for projects located on the island of Molokai, no fee shall be charged for such permits for projects valued at $200,000 or less. This fee waiver shall be applied only once per structure.

The fee for a new permit reissued for an expired permit shall be one-half of the original permit fee, provided no changes have been made or will be made in the original plans, and the expiration has not exceeded two years. The full permit fee shall be paid to renew a permit after two years. — 16.26B.105.5

ACCOUNT	REVENUE SOURCE	FEE, RATE, ASSESSMENT OR TAX	HRS	COUNTY CODE	ORDINANCE
		DEPARTMENT OF PUBLIC WORKS **GENERAL FUND (Cont.)**			
		To renew a permit, the permittee shall pay a new permit fee, including any additional fees under Section 16.26B.108.2.			
		When work for which a permit is required by the Building Code is started or proceeded with before obtaining a permit, the fees as set forth in this annual budget ordinance shall be doubled or increased by an additional amount of $575, whichever is greater.		16.26B.108.4	
		If requested in writing by the permittee, the building official may authorize refunding 50% of the permit fee paid when no work has been done under an unexpired permit. The building official shall not authorize refunding of any fee paid if any work covered by the permit has been initiated. For permit fee refund purposes, work includes any earthwork which utilized the exemption contained in Chapter 20.08, Maui County Code.		16.26B.108.6	
		Other inspections and fees:			
		Inspections outside of normal business hours or for miscellaneous inspections (see exceptions below) for which no fee is specifically indicated (minimum charge shall be equal to the minimum number of hours required by accepted collective bargaining units).....$34 per hour* with 2 hour minimum		16.26B.109.3.7.1	
		Reinspection fees assessed under provisions of Section 109.7 (minimum charge shall be equal to the minimum number of hours required by accepted collective bargaining units).....$34 per hour*		16.26B.109.7	
		*Or the total hourly cost to the jurisdiction, whichever is the greatest. This cost shall include supervision, overhead, equipment, hourly wages, and fringe benefits of the employees involved.			
		EXCEPTIONS: 1. Exemption for adult residential care homes. Where inspections are required pursuant to Chapter 100 of the Hawaii Administrative Rules of the State Department of Health, no fee shall be charged for such miscellaneous inspections. 2. Exemption for licensing of day care centers. Where inspections for day care centers are required pursuant to the rules governing licensing of group day care centers and group day care homes of the State Department of Social Services and Housing, no fee shall be charged for such miscellaneous inspections.		16.26B.109.3.7.1	
		Certificate of Occupancy Issuance Fee $50		16.26B.110.2	
	Fees: Electrical Permits	1) Issuing or Transferring Permits.			
		A fee as set forth herein shall be paid to the County prior to the issuance of any electrical permit.		16.18B.107-1	
		Issuing permits..... $23 each			
		The transferee shall pay a fee for the transfer of the permit, as set forth herein.		16.18B.104-13	
		Transferring permits ..... $23 each			

ACCOUNT	REVENUE SOURCE	FEE, RATE, ASSESSMENT OR TAX	HRS	COUNTY CODE	ORDINANCE

DEPARTMENT OF PUBLIC WORKS
GENERAL FUND (Cont.)

2) Service Installations (all occupancies).

For required size of service equipment for single-phase construction:

Not over 100 amperes $17
Over 100 but not over 200 amperes..... $23
Over 200 but not over 400 amperes..... $35
Over 400 amperes $46

For required size of service equipment of three-phase construction:

Not over 100 amperes $23
Over 100 but not over 200 amperes..... $35
Over 200 but not over 400 amperes..... $46
Over 400 but not over 800 amperes..... $58
Over 800 but not over 1200 amperes $69
Over 1200 amperes $92

3) For each privately owned (non-utility) meter installation (including meter socket) $58

4) Feeder circuits, single or three phase for required size of feeder conductors, with overcurrent protection:

Not over 100 amperes $23
Over 100 but not over 200 amperes..... $29
Over 200 but not over 400 amperes..... $35
Over 400 but not over 800 amperes..... $46
Over 800 but not over 1200 amperes $58
Over 1200 amperes $69

5) Generators, Capacitors, Reactors, and Transformers.

A fee shall be based on the KVA rating of the equipment to be installed:

Not over 5 KVA..... $23
Over 5 KVA but not over 15 KVA..... $35
Over 15 KVA but not over 50 KVA..... $69
Over 50 KVA but not over 100 KVA $92
Over 100 KVA..... $115

6) Wiring circuits in or about new commercial and industrial buildings, including hotels, apartment houses and agricultural buildings.

For each branch circuit for general lighting and receptacle outlets, including any existing branch circuits which are altered or have additional lighting fixtures or receptacles added to them…..... $12

For relocating an existing panel board or other type of electrical distribution equipment, including extending and reconnecting existing branch circuit..... $58

For each street or parking lot lighting standard or pole luminaire, including the lighting circuit wiring $23

ACCOUNT	REVENUE SOURCE	FEE, RATE, ASSESSMENT OR TAX	HRS	COUNTY CODE	ORDINANCE

DEPARTMENT OF PUBLIC WORKS
GENERAL FUND (Cont.)

For each fixed motor, including motor driven air conditioning refrigeration equipment, the fee shall be based on the horsepower rating of the motors to be installed:

Not over 1 HP $12
Over 1 HP but not over 3 HP.....$17
Over 3 HP but not over 8 HP.....$23
Over 8 HP but not over 15 HP.....$29
Over 15 HP but not over 50 HP.....$35
Over 50 HP but not over 100 HP.....$58
Over 100 HP $115

For each window air-conditioning unit, including the branch circuit wiring and receptacle outlet …….....$12

For control wiring for new air-conditioning and refrigeration equipment, per each compressor unit or chiller..... $23

For each additional thermostat control, fan shut down or interlock control device or air volume control device on an existing air conditioning system..... $6

For each commercial electric cooking appliance, a fee shall be based on the Kilowatt (KW) rating of the equipment to be installed:

Not over 12 KW.....$23
Over 12 KW.....$35

For each renewable energy technology electrical system…….....$230

For each solar water heater system or heat pump system, including the circuit wiring, controller, disconnect switches, pumps and control wiring $115

For each new fire or burglar alarm system, including wiring for fire alarm initiation or detection devices or fire extinguishing systems $115

For each additional fire or burglar alarm initiation or detection device or visual or audible alarm device on an existing system… $6

For each kitchen exhaust hood fire extinguishing system..... $23

For each electrically controlled irrigation or landscape water system..... $69

For each landscape lighting system, including the circuit wiring, low-voltage transformers, lighting fixtures and time clock or photo-electric controls..... $69

For each miscellaneous low-voltage control wiring system such as central vacuum systems, lighting control systems and other types of control wiring systems not included above..... $46

For any other type of circuits and outlets $12

ACCOUNT	REVENUE SOURCE	FEE, RATE, ASSESSMENT OR TAX	HRS	COUNTY CODE	ORDINANCE

DEPARTMENT OF PUBLIC WORKS
GENERAL FUND (Cont.)

Heaters:

For each commercial type water heater (requiring three-phase power connections, such as booster heaters), including the circuit wiring $46

For each residential type water heater (requiring single-phase power connections), including circuit wiring $23

For each air and/or space heater, including the circuit wiring $23

For each electric kiln, furnace, heat treating or paint baking equipment, including the circuit wiring $23

For each strip heater, reheat coil or heat trace heater for humidity or frost control $23

Dryers:

For each commercial type laundry dryer (requiring three-phase power connections), the fee shall be $10 plus any additional charge for the driving motor according to horsepower (HP) as set forth in the schedule under Motors.

For each residential type laundry dryer, including the circuit wiring $23

Electric Signs and Outline Lighting Systems:

For the fabrication and mounting of a new sign or decorative outline system, including ballasts, transformers and electronic power supplies $29

Portable or Mobile Electric Signs:

No fee shall be required for portable or mobile electric signs when the outlet and circuit to which it is attached has been installed under a valid permit.

Permanent Decorative Lighting, Etc.:

Decorative lighting and footlights, borders and strips where 100 or less lamps are installed $46

Additional 50 sockets or fraction thereof $12

Prefabricated trailers used for commercial purposes (non-residential):

For each prefabricated trailer, a flat fee shall be charged for the manufacturer's installation of branch circuits, appliances and motor loads $115

ACCOUNT	REVENUE SOURCE	FEE, RATE, ASSESSMENT OR TAX	HRS	COUNTY CODE	ORDINANCE

DEPARTMENT OF PUBLIC WORKS
GENERAL FUND (Cont.)

7) Wiring circuits in or about single-family dwellings, including residential garage structures:

For new dwellings and residential garage structures, lighting circuits, receptacle circuits and appliance circuits including residential type ranges and ovens, clothes dryers, electric water heaters, dishwashers and motor loads including bathroom exhaust fans and ceiling fans, garbage disposals, range hoods and garage door openers, residential smoke detectors, and doorbell transformers and wiring, a fee shall be based on the square footage of the structure floor Area…….....……..$0.23 per square foot

Renovations, Repairs, Additions or Alterations to single-family dwellings and owner-occupied dwelling units in multi-family dwellings, townhouses, and apartment houses:

For renovations or additions to dwelling units, a fee shall be based on the equipment to be installed.

For each lighting fixture, switch or receptacle outlet..... $6

For each relocated load center, panel board or similar distribution equipment, including extending and reconnecting existing branch circuits..... $46

For each garbage disposal, range hood, dishwasher, trash compactor, exhaust fan, ceiling fan, garage door opener with controls and other motorized residential appliance or equipment $12

For each window air-conditioning unit, including the branch circuit wiring and receptacle outlet..... $12

For each fixed motor, including motor driven air conditioning equipment (other than window air-conditioning units), a fee shall be based on the horsepower rating of the motors to be installed. See fixed motors under (6)

For control wiring for air-conditioning equipment, per each compressor unit $23

For each residential type electric range, built-in countertop range or built-in oven $12

For each residential type water heater (requiring single-phase power connections) $12

For each residential type laundry dryer, including the circuit wiring..... $12

For each air or space heater $12

For each fire or burglar alarm system, including wiring for fire alarm initiation or detection devices, per dwelling unit $46

For each additional fire alarm initiation or detection device or visual or audible alarm device on an existing system..... $6

For each electrically controlled irrigation or landscape water system..... $46

ACCOUNT	REVENUE SOURCE	FEE, RATE, ASSESSMENT OR TAX	HRS	COUNTY CODE	ORDINANCE

DEPARTMENT OF PUBLIC WORKS
GENERAL FUND (Cont.)

For each landscape lighting system, including the circuit wiring, low-voltage transformers, lighting fixtures, time clock or photoelectric controls $46

For each residential renewable energy technology electrical system $58

For each residential solar water heater system or heat pump system, including the circuit wiring, controller, disconnect switches, pumps and control wiring $46

For each miscellaneous low-voltage control wiring system such as central vacuum systems, lighting control systems and other types of control wiring systems not included above $46

For any other type of circuits and outlets $12

8) Swimming Pools, Fountains and Similar Installations:

Wiring in or about outdoor commercial swimming pools, hot tubs, spas, fountains and decorative pools:
For each branch circuit for lighting and receptacle outlets $13

Wiring in or about outdoor residential swimming pools, hot tubs, spas, fountains and decorative pools:
For each lighting fixture, switch or receptacle outlet $6

For each pump motor (commercial and residential), a fee shall be based on the motor horsepower rating. See fixed motors under (6).

Pool Heaters (commercial and residential):

For each large pool heater requiring three-phase power connections $48

For each pool heater requiring single phase power connections $24

9) Miscellaneous: Electrical

For each surge arrester and similar protective device for limiting surge voltage $23

For each transfer switch (double throw) $46

For each card reader terminal $23

For each fuel tank monitoring system, including the all control wiring for sensors and probes $46

For each electrical gate operator or door latch control system, including all gate operator motors control wiring and devices $58

For each call station system $58

For each video monitoring system $46

For each shunt trip control circuit $12

ACCOUNT	REVENUE SOURCE	FEE, RATE, ASSESSMENT OR TAX	HRS	COUNTY CODE	ORDINANCE

DEPARTMENT OF PUBLIC WORKS
GENERAL FUND (Cont.)

For each motion picture projection machine using 35mm or larger film $69

Each X-ray machine, dental chair, electric organ, electric welder, and similar type outlets $35

For electrically charged fences for agricultural purposes..... $58

For empty raceway installation, a fee of $23 shall be charged for each two hundred lineal feet of raceway or any fraction thereof. This fee shall be charged only when circuit wiring is excluded.

Refund of fees. 16.18B.104-16

If requested in writing by the permittee, the director may refund fifty percent of the paid cancelled permit fee when no work has commenced and the permit has not expired as prescribed in Section 16.18B.104-11. The director shall not refund any fee if any work under the permit has been initiated, if the permit is expired, or if the permit has been revoked.

Work without a permit. 16.18B.107-2

When work for which a permit is required by the Electrical Code has commenced without a permit, the fees specified herein shall be doubled or increased by an additional amount of $575, whichever is greater

Installation energized without inspection approval. 16.18B.107-2

When electrical power has been supplied to any installation prior to required inspection approval(s), the director shall collect a fee of $200 as set forth herein, prior to granting authorization to energize.

Wiring concealed without inspection approval. 16.18B.107-2

When electrical wiring has been concealed in any installation without required inspection approval(s), the director shall collect a fee of $200 as set forth herein, prior to accepting a certification and hold harmless agreement for such concealed wiring, pursuant to Section 16.18B.104-17(d) of the Electrical Code.

Emergency reconstruction of single family dwellings and accessory structures: 16.26B.105.2.1

Fees for emergency reconstruction electrical work associated with building permits issued under Section 16.26B.105.2.1, Maui County Code, shall be $100 per structure. This provision shall apply only to permits issued pursuant to Section 16.26B.105.2.1, Maui County Code, for work within a County disaster area.

ACCOUNT	REVENUE SOURCE	FEE, RATE, ASSESSMENT OR TAX	HRS	COUNTY CODE	ORDINANCE
		DEPARTMENT OF PUBLIC WORKS **GENERAL FUND (Cont.)**			
		Other fees:			
		Re-Inspections:		16.18B.107-3	
		When more than one inspection is required to re-check electrical work that does not comply with the Electrical Code, the permittee shall pay a fee of $57, as set forth herein, for each inspection, prior to the inspection.		16.18B.107-3	
		Miscellaneous inspections: For the inspection of an electrical installation not specified in the Electrical Code, the person requesting the inspection shall pay the County $34 for each hour, or increment thereof, for inspection. All miscellaneous inspections shall be charged a minimum of two hours for an inspection.			
		Unscheduled inspections outside normal business hours, or at distant locations:		16.18B.107-3	
		The permittee shall reimburse the County for any additional cost incurred by the County to perform the requested inspection. Such reimbursement may include, but not be limited to: employee overtime pay; air fare on a scheduled airline; travel per diem; meal allowance; automobile rental; employee fringe benefits; and administrative cost.			
		EXEMPTIONS: 1. Exemption for County Projects.		16.18B.107-1	
		No fee shall be charged for County projects and any projects that are funded in whole or part by the County, provided that the director responsible for the release of the County funds shall certify that the project qualifies for this exemption.			
		2. Exemption for residential workforce housing units.		16.18B.107-1	
		All units in a residential development in which one hundred percent of the units qualify as residential workforce housing units, as defined in Section 2.96.020, Maui County Code, shall be exempt from the permit fee.			
		3. Exemption for residential workforce housing units.		16.18B.107-1	
		A residential workforce housing unit, as defined in Section 2.96.020, Maui County Code, shall be assessed fifty percent of the permit fee.			
		4. Exemption for adult residential care homes.		16.18B.107-3	
		When an inspection is required pursuant to Chapter 11-100.1, Hawaii Administrative Rules, as amended, no fee shall be charged for an inspection.			
		5. Exemption for licensing of day care centers.		16.18B.107-3	
		When inspection for day care centers is required pursuant to Chapter 17-1424, Hawaii Administrative Rules, as amended, no fee shall be charged for inspection.			
3242	Fees: Plumbing Permits	Issuing Permits		16.20B.103.3 16.20B.103.4	
		A fee as set forth herein shall be paid to the County prior to the issuance of any plumbing permit.			
		Issuing Permits – Residential ..... $23 Issuing Permits – Non-Residential $69			
		Transferring Permits – Residential ..... $23 Transferring Permits – Non-Residential $69		16.20B.103.3.2	

ACCOUNT	REVENUE SOURCE	FEE, RATE, ASSESSMENT OR TAX	HRS	COUNTY CODE	ORDINANCE

DEPARTMENT OF PUBLIC WORKS
GENERAL FUND (Cont.)

In addition:

Each fixture, which includes the following: $18

Water closet, basin/lavatory, bath tub, shower, laundry tray, floor drain, washing machine, kitchen sink, dishwasher, garbage disposal, sink & tray compartment, wash sink, floor sink, service sink, bar sink, coffee urn, urinal, drinking fountain, bidet, grease trap/interceptor, service sump, slop hopper, sitz bath, dental cuspidor, foot therapy, dirt catcher, swimming pool/spa, sump/ejector, bed pan sterilizer, steam table, water feature, ice machine/maker, soda fountain, heat pump, electric water heater, solar water heater, vacuum breakers or backflow device, roof drain.

For each bldg., sewer to lateral (first 100 ft. of piping) $34

Each additional foot of bldg. sewer to lateral over 100 ft. of piping $2

For each bldg. sewer to cesspool $18

For each gray water system in a public sewered area $57

For each gray water system in a non-sewered area $18

For each bldg. sewer to present sewer $18

For each Sewer main on site (first 100 ft. of piping) $34

For each Water main on site (first 100 ft. of piping) $34

Each additional foot of sewer or water main on site over 100 ft. of piping $2

Each bldg. sewer to preloader and/or including cavitette $18

For each bldg. sewer to septic tank $18

For demolish of plumbing and piping $18

For each lawn sprinkler system on any one valve $34

For repair or alteration of drainage or vent piping $18

For air conditioner condensate discharge $18

For each gas heater and/or vent $18

For each gas appliance which includes the following: $12

Room heater, stove, torch, barbecue, dryer, refrigerator, valve/cock, fireplace, pool heater

For gas piping system (first 100 ft. of piping) $18

For each additional foot of gas piping over 100 ft. of piping ... $1

The fee for a new permit reissued for an expired permit shall be one-half the amount required for a new permit, provided no changes have been made or will be made in the original plans and specifications; and provided further that the suspension or abandonment of work has not exceeded one year. The full permit fee shall be paid to renew a permit after one year. — 16.20B.103.3.4

ACCOUNT	REVENUE SOURCE	FEE, RATE, ASSESSMENT OR TAX	HRS	COUNTY CODE	ORDINANCE
		DEPARTMENT OF PUBLIC WORKS **GENERAL FUND (Cont.)**			
		When work for which a permit is required by the Plumbing Code has commenced without a permit, the fees specified herein shall be doubled or increased by an additional amount of $575, whichever is greater.		16.20B.103.4.2	
		When plumbing work has been concealed in any installation without required inspection approval(s), the director shall collect a fee of $230 as set forth herein, prior to accepting a certification and hold harmless agreement for such concealed plumbing, pursuant to Section 16.20B.103.5.1.5 of the Plumbing Code.		16.20B.103.4.3	
		If requested in writing by the permittee, the director may refund fifty percent of the paid cancelled permit fee when no work has commenced and the permit has not expired as prescribed in Section 16.20B.103.3.4. The director shall not refund any fee if any work under the permit has been initiated, if the permit is expired, or if the permit has been revoked.		16.20B.103.4.4	
		Emergency reconstruction of single family dwellings and accessory structures: Fees for emergency reconstruction plumbing work associated with building permits issued under Section 16.26B.105.2.1, Maui County Code, shall be $115 per structure. This provision shall apply only to permits issued pursuant to Section 16.26B.105.2.1, Maui County Code, for work within a County disaster area.		16.26B.105.2.1	
	Fees: Plumbing Inspections	Consultation/Investigation Fee: Permit applicants who request plumbing inspections to investigate or consult on-site prior to issuance of a permit or during construction of a project shall pay a fee of $69 for each on-site consultation or project specific investigation.			
		Re-inspections: When more than one inspection is required to re-check plumbing work that does not comply with the Plumbing Code, the permittee shall pay a fee of $57, as set forth herein, for each inspection, prior to the inspection.		16.20B.103.5.6	
		Miscellaneous: For the inspection of a plumbing installation not specified in the Plumbing Code, the person requesting the inspection shall pay the County $34 for each hour, or increment thereof, for inspection. All miscellaneous inspections shall be charged a minimum of two hours for an inspection.		16.20B.103.5.5	
		Unscheduled inspections outside normal business hours, or at distant locations: The permittee shall reimburse the County for any additional cost incurred by the County to perform the requested inspections. Such reimbursement may include, but not be limited to: employee overtime pay; airfare on a scheduled airline; travel per diem; meal allowance; automobile rental; employee fringe benefits; and administrative cost.		16.20B.103.5.5	
		EXEMPTIONS: 1. Exemption for County Projects. No fee shall be charged for County projects and any projects that are funded in whole or part by the County provided that the director responsible for the release of the County funds shall certify that the project qualifies for this exemption. 2. Exemption for residential workforce housing units. All units in a residential development in which one hundred percent of the units qualify as residential workforce housing units as defined in Section 2.96.020, Maui County Code, shall be exempt from the permit fee.		16.20B.103.4	

ACCOUNT	REVENUE SOURCE	FEE, RATE, ASSESSMENT OR TAX	HRS	COUNTY CODE	ORDINANCE
		DEPARTMENT OF PUBLIC WORKS **GENERAL FUND (Cont.)**			
		3. Exemption for residential workforce housing units. A residential workforce housing unit, as defined in Section 2.96.020, Maui County Code, shall be assessed fifty percent of the permit fee.			
		4. Exemption for adult residential care homes. Where inspections are required pursuant to chapter 100 of the Hawaii Administrative Rules of the State Department of Health, no fee shall be charged for such miscellaneous inspections.		16.26B.109.3.7.1	
		5. Exemption for licensing of day care centers. Where inspections for day care centers are required pursuant to the rules governing licensing of group day care centers and group day care homes of the State Department of Social Services and Housing, no fee shall be charged for such miscellaneous inspections.			
3243	Fees: Driveway Permits	For construction or repair of residential driveway.....$90		12.08.050	
		For construction or repair of commercial driveway.....$90			
		Inspections outside of normal business hours or for miscellaneous inspections (see exceptions below) for which no fee is specifically indicated..... $30 per hour* with 2 hours minimum			
		*Or the total hourly cost to the jurisdiction, whichever is the greatest. This cost shall include supervision, overhead, equipment, hourly wages and fringe benefits of the employees involved.			
		EXCEPTIONS: 1. No inspection fee shall be assessed in areas where the pavement covers the width of the right-of-way and where the automobile path leading from a garage or house ends on the road right-of-way, if inspection is required during normal working hours. Normal permit fees, however, shall be required.		12.08.050(B)	
		2. No fee for a driveway permit shall be required of any foreign consulate or any governmental subdivision or agency of the county, state, or federal government.		12.08.050(C)	
3244	Fees: Grading Permits	Before issuing a grading permit, the director shall collect a permit fee for grading on the site based on the volume of excavation or fill measured in place, whichever is greater, according to the following schedule:		20.08.090	
		Volume — **Permit Fee** 0-500 cubic yards — $60 per 100 cubic yards or fraction thereof 501-10,000 cubic yards — $300 for the first 500 cubic yards plus $25 for each additional 100 cubic yards or fraction thereof 10,001 cubic yards or more — $2,675 for the first 10,000 cubic yards plus $8 per 100 cubic yards or fraction thereof			
		EXEMPTION: When grubbing and grading is performed by or on behalf of the county, the director shall waive the collection of any grubbing and grading permit fee.		20.08.090	

ACCOUNT	REVENUE SOURCE	FEE, RATE, ASSESSMENT OR TAX	HRS	COUNTY CODE	ORDINANCE
		DEPARTMENT OF PUBLIC WORKS **GENERAL FUND (Cont.)**			
3244	Fees: Grubbing Permits	Before issuing a grubbing permit, the director shall collect a permit fee of $100 for grubbing an area of one acre, and $50 for each additional acre or fraction thereof.		20.08.090	
		EXEMPTION: When grubbing and grading is performed by or on behalf of the county, the director shall waive the collection of any grubbing and grading permit fee.			
3254	Fees: County Highways Permits	(1) Issuing permit ..... $250 each		12.04.025	
		(2) Scope of work fees. The permit fees shall include additional fees based on length of roadway trenching, paving or widening as follows: **Length** **Additional Fee** 1 to 100 lineal feet .....$200 101 to 300 lineal feet .....$400 301 to 1,000 lineal feet ..... .$1,000 1,001 lineal feet and more…….$1 per lineal foot			
		When work for which a permit is required by Chapter 12.04, Maui County Code, is started before obtaining a permit, the fees specified herein shall be doubled or increased by an additional amount of $200, whichever is greater, as a civil fine.		12.04.025	
		EXEMPTIONS: 1. When permits are required for a County capital improvement program project pursuant to Chapter 12.04, Maui County Code, no fee shall be charged for such permits.		12.04.025	
		2. If requested in writing by the permit applicant, the director of public works may authorize refunding 50% of the permit fee paid when no work has been done under an unexpired permit. The director of public works shall not authorize refunding of any fee paid if any work covered by the permit has been initiated.		12.04.025	
	Subdivisions:				
3295	Filing Fees - Subdivision:	Filing fee for each subdivision application for 5 lots or less……....$250 plus $50 for each lot created on the preliminary plat.		18.24.010	
		Filing fee for each subdivision application for 6 lots or more……..$400 plus $100 for each lot created on the preliminary plat.			
		Processing fee for each request for adjustment, amendment, correction, revision, or any other modification of any preliminary or final approval $400		18.24.010	
		EXEMPTION: Subdivision applications submitted by or on behalf of any County agency are exempt from the fees.		18.24.010	
[3296] 3295	Inspection Fees - Subdivision	Inspections outside of normal business hours.....$30 per hour* with 2 hour minimum		18.20.250	
3222	Subdivision Construction Plan Review Fees	*Or the total hourly cost to the jurisdiction, whichever is greatest. This cost shall include supervision, overhead, equipment, hourly wages, and fringe benefits of the employees involved.		18.24.010(D)	
		Review Fee……..……$200 per lot			

ACCOUNT	REVENUE SOURCE	FEE, RATE, ASSESSMENT OR TAX	HRS	COUNTY CODE	ORDINANCE
		DEPARTMENT OF PUBLIC WORKS HIGHWAY FUND			
	TAXES:				
3110 3111 3112	Franchise Tax	Tax of 2.5% of annual gross receipts from electric light and power companies operating as public utilities in Maui County.	240-1		
	Fuel Tax	**Per Gallon**	243-5	3.20.010	
3120	- Maui	Gasoline & Diesel Oil $0.24			
3121	- Molokai	Biodiesel (B100)..... 0.000			
3122	- Lanai	Biodiesel Blend (other than B100)..... 0.060			
		Ethanol..... 0.115			
		Methanol..... 0.115			
		Liquefied Petroleum Gas…….0.115			
		DEPARTMENT OF PUBLIC WORKS SPECIAL REVENUE/TRUST AND AGENCY FUNDS			
	MISCELLANEOUS:				
	Building Permit Plan Review Fee	Plan review fees shall be 35% of the building permit fee.		16.26B.108.2.1	
		The building official may authorize an expedited plan review process. When the building official issues building permit where a plan review is waived, the applicant shall pay 50% of the Building permit fee as the plan review fee.			
		If requested in writing by the permittee, the building official may authorize refunding 50% of the plan review fee paid when an application for a permit for which a plan review fee has been paid is withdrawn or canceled before any review of plans is initiated.		16.26B.108.6	
		Other Inspections and Fees:			
		Additional plan review required by changes, additions or revisions to approved plans ..... $30 per hour*		16.26B.108.2	
		*Or the total hourly cost to the jurisdiction, whichever is the greatest. This cost shall include supervision, overhead, equipment, hourly wages, and fringe benefits of the employees involved.			
		Design Registration Fee $500		16.26B.106.6(B)	
		Design Plan Review Fee.....$50		16.26B.106.6(G)	
		DEPARTMENT OF TRANSPORTATION HIGHWAY FUND			
	CHARGES FOR CURRENT SERVICES:				
3493	Public Transit Fares	**Route Description**		3.05.030 11.02.030	
		Monthly Pass Rates shall be as follows:			
		General Boarding .....$45 for Fixed and Commuter Routes			
		Reduced Monthly Pass[1]..... $25 for Fixed Routes			
		[Passengers 55 years and older .....$25 Fixed Routes			
		Students with a valid ID.....$30 Fixed and Paratransit Routes			
		Persons with physician certified disabilities[1] .....$30 for Fixed Routes]			

ACCOUNT	REVENUE SOURCE	FEE, RATE, ASSESSMENT OR TAX	HRS	COUNTY CODE	ORDINANCE

DEPARTMENT OF TRANSPORTATION
HIGHWAY FUND (Cont.)

[Passengers 55 years and older .....$45 for Paratransit Routes]

[1]Includes seniors (55 and older), paratransit eligible and person with a physician certified disability fixed route card[2], Medicare Card holders, students with valid ID ages 24 and under.

[1][2]Applicants of the physician certified disability fixed route card shall be required to register with Maui Economic Opportunity, Inc. (MEO) to qualify for this rate. MEO and the Department of Transportation shall enter into an agreement authorizing MEO to verify the physician certified disability for the Department.

Ticket Book Rates shall be as follows:

12 Ride (one-way trip) Ticket Book …..$20 for Paratransit Routes

Daily Pass Rates shall be as follows:

All Fixed Routes..... $4

[All Paratransit Routes ..... $4]

One-Way Rates shall be as follows:

All Fixed Routes..... $2

All Fixed Routes - *Senior/Disabled/Medicare……$1
*Senior (55 years and older), Disabled (person with a physician certified disability fixed route card or ADA Paratransit service card holder), or Medicare card holder.

All Commuter Routes..... $2

All Paratransit Routes..... $2

Children 5 and under travel free and must be accompanied by a paying passenger. Such children shall not occupy a seat to the exclusion of another paying passenger.

	Advertising Permit Fee	Advertising inside County transit buses…..$25 per card per month Advertising inside County transit buses for nonprofit organizations……..……...Free, on a space available basis		11.02.040(B) & (C)	

DEPARTMENT OF WATER SUPPLY
WATER FUND

3475	Water Service Rates General Water Consumers	Water service charges to Single-family dwellings, single-family and accessory dwellings with 5/8" meters (Monthly):		Charter 8-11.4(2)	

Per 1,000 Gallons

0 – 5,000 gallons ……..$2.05
5,001-15,000 gallons..……...$3.90
15,001-35,000 gallons..……..$5.85
≥35,001 gallons …….. $6.55

Water Shortage Rates

	Stage 1	Stage 2	Stage 3
	Per 1,000 Gallons		
0 – 5,000 gallons……	$2.05	2.05	2.05
5,001-15,000 gallons……	3.90	3.90	3.90
15,001-35,000 gallons……	5.85	7.30	8.75
≥35,001 gallons……..	6.55	9.80	11.45

Water service charges to All Other General Water Consumers (Monthly):

ACCOUNT	REVENUE SOURCE	FEE, RATE, ASSESSMENT OR TAX	HRS	COUNTY CODE	ORDINANCE

DEPARTMENT OF WATER SUPPLY
WATER FUND (Cont.)

Per 1,000 Gallons

0 – 5,000 gallons ..…….$2.05
5,001-15,000 gallons..……...$3.90
≥ 15,001 gallons …….. $5.85

Water Shortage Rates

	Stage 1	Stage 2	Stage 3
	Per 1,000 Gallons		
0 – 5,000 gallons……	$2.05	2.05	2.05
5,001-15,000 gallons……...	3.90	3.90	3.90
≥ 15,001 gallons……	5.85	7.30	8.75

3475 Water Service Rates
General Water Consumers

In addition to the above water service charges, there is a monthly service charge by meter size:

Size of Meter	Per Meter/Month
5/8 inch (02)	$19.80
3/4 inch (03)	$32.00
1 inch (04)	$47.50
1-1/2 inch (06)	$91.00
2 inch (07)	$141.00
3 inch (09)	$249.00
4 inch (12)	$432.00
6 inch (15)	$793.00
8 inch (18)	$1251.00

3475 Temporary Meter Charges

The meter service charge for all temporary meters shall be equal to the charge for 3-inch meter. In addition, there shall be an installation and conservation meter charge. The installation charge shall be based on the cost of installation and will be determined case by case. The conservation charge shall be 1.5 times the "general" water service rate.

Charter 8-11.4(2)

3477 Water Service Rates - Agricultural Consumers

Agriculture and non-potable water service charges (Monthly):

Charter 8-11.4(2)

Agricultural Rates

Per 1,000 Gallons

0 – 5,000 gallons .... …….$2.05
5,001-15,000 gallons ……...$3.90
≥ 15,001 gallons…….....$1.10

Water Shortage Rates

	Stage 1	Stage 2	Stage 3
	Per 1,000 Gallons		
0 – 5,000 gallons……	$2.05	2.05	2.05
5,001-15,000 gallons……..	3.90	3.90	3.90
≥ 15,001 gallons……...1.10		1.20	1.30

Non-Potable Rates

All usage……..$1.00

In addition to the above water service charges, there is a monthly service charge by meter size:

Size of Meter	Per Meter/Month
5/8 inch (02)	$19.80
3/4 inch (03)	$32.00
1 inch (04)	$47.50
1-1/2 inch (06)	$91.00
2 inch (07)	$141.00
3 inch (09)	$249.00
4 inch (12)	$432.00
6 inch (15)	$793.00
8 inch (18)	$1251.00

ACCOUNT	REVENUE SOURCE	FEE, RATE, ASSESSMENT OR TAX	HRS	COUNTY CODE	ORDINANCE
		DEPARTMENT OF WATER SUPPLY **WATER FUND (Cont.)**			
3480	Fire Water Service Rates	**Per Month** Hydrants (per hydrant) .....$3.50 Standpipes (per standpipe) .....$2.00 Private fire systems (per inch diameter of feeder main).....$2.75 Water service usage as measured by detector check meters in private fire systems shall be billed at 35 times the meter reading. Water service usage as measured by fire meters reading the full flow shall be billed at 1.5 times the total reading. If water usage can be shown to result from a fire, there shall be no charge other than the private fire system charge.			
3481	Restoration Charge	Restoration of Water Service for locked meter..... $120	54-33	Department of Water Supply Rules and Regulations 3-11	
	Installation Charges	New Installation of 5/8" meter: Existing cast iron meter box and fittings .....$190 New installation of 3/4" and 1" meters: Existing cast iron meter box and fittings .....$275 Flat charge applies only on installations requested by consumers at locations with existing service lateral Temporary construction meter installations are subject to the "Applications and Agreement of Terms & Conditions for a Permit to use a Fire Hydrant or Standpipe for a Temporary Meter" ..... $485 Replacing damaged or missing transponder .....$190 Replacing damaged or missing meter, cost of meter, plus 20% plus cost of materials.....By Size Replacement of Ball Valves..... $310 All jobs will require a cash deposit and upon completion, the customer will be billed or refunded the difference between the deposit and actual cost to do the job.	54-33	14.04.040(B)	
	Charges Billed on Actual Cost	**Deposit** All Meter upgrades, reinstallations, and relocations (minimum charge – $190) .....$1,000 Installation of greater than 1" permanent meters (minimum charge – $275) .....$1,000 Installation of service lateral (1" or 1-1/4") requiring tapping the mainline (minimum charge $160): Same side of road.....$1,500 Opposite side of road .....$2,100 Paving costs .....$2,100 Corporation Tap - Wet tap existing waterline with corporation stop (minimum charge $160) .....$360 Tap-in - Wet tap existing waterline with tapping sleeve and gate valve (minimum charge $160): **Sizes** 4", 6", 8", 12" .....$900 Tie-in - Removal of plug or cap from existing waterline and connect new waterline (minimum charge $160): **Sizes** 4", 6", 8" ..... $900 12" and over.....$1,200			

ACCOUNT	REVENUE SOURCE	FEE, RATE, ASSESSMENT OR TAX	HRS	COUNTY CODE	ORDINANCE

DEPARTMENT OF WATER SUPPLY
WATER FUND (Cont.)

Cut-in - Installation of fitting and/or valve in existing waterline (minimum charge $160):

Sizes

4", 6", 8" $1,000
Using A/C pipe $1,500
12" and over $1,500
Using A/C pipe $2,000

There will be a minimum charge of $100 for all jobs billed at actual cost.

Overtime Work – Additional Deposit $1,200

The contractor shall furnish all fittings, pipes, and valves as well as all excavation, back fill work and reaction blocks for connections. The contractor shall have equipment and equipment operator at the job site to lower pipe, fittings, valves or tapping machine into the trench. A licensed DSO (Distribution System Operator) must be present on the job site. A higher deposit may be required for complex connections or hazardous conditions.

In addition to these charges, labor cost and other incidental supplies shall be computed and billed to the customer upon job completion and shall be based on actual labor time, rate and cost of incidental supplies.

Labor (includes overhead) **Per Hour**

Job Costing ..... [$67.57] $68.05
Overtime ..... [$101.36] $102.07

Inspection ..... [$80.45] $80.00
Overtime ..... [$120.68] $120.00

Materials (includes 20% stores expense) ..... (see as follows)

Equipment ..... (see as follows)

Transportation

Per Mile ..... [$0.65] $0.67

Patching

Without base course
Per sq. yd. ..... [$16.58] $19.89
Per sq. ft. ..... [$2.00] $2.40

With base course
Per sq. yd. ..... [$24.98] $29.97
Per sq. ft. ..... [$3.41] $4.09

Hot Mix
Per ton ..... [$133.30] $152.00

Cold Mix
Per ton ..... [$138.60] $110.00

S4C
Per ton ..... [$45.00] $49.50

Crushed Rock
Half ton ..... [$35.00] $40.00

Meals

Breakfast $6.00
Lunch $8.00
Dinner $10.00

Equipment will be charged at per hour rate schedule.

ACCOUNT	REVENUE SOURCE	FEE, RATE, ASSESSMENT OR TAX	HRS	COUNTY CODE	ORDINANCE

DEPARTMENT OF WATER SUPPLY
WATER FUND (Cont.)

Equipment ID No. **Per Hour**

Air Compressors (Add charge for either compactor, drilling machine, or breaker):
9 185 CFM Airman, diesel powered $50.00

Chain Saws:
14" Target Saw..... $20.00
16" Bar Saw……$20.00

Compactors:
12", 22", and 24" shoe $30.00

Boom Truck:
International Boom Truck..... $100.00
2001 Ford 350 w/crane $62.00

Digger:
Post Hole Digger C71-5, 8" auger $30.00
Mini Excavator, Model 303.5 ..... $50.00
Mini Excavator, Model 35D $50.00

Drilling Machine:
Mueller CL-12 w/601 air motor..... $140.00

Forklift:
Haster, 1992, 5-Ton Lift……$50.00

Generator:
6KW Yamaha.....$40.00

Pavement Breakers:
69 lbs. and 95 lbs. w/50-foot air hose $30.00

Pavement Saw:
Husqvarna Road Saw…… $30.00

Roller:
Hamm Tandem Drum Roller $80.00

Track or Rubber Tire Loaders:
12 Case 580K, 1990, Backhoe-Loader, diesel driven, rubber tire, CAT 416, 426.....$100.00
31 Case 580M, 2002, Backhoe-Loader, diesel driven, rubber tire w/extendahoe.....$100.00
28, 29 John Deere 410D, 1993, Backhoe, diesel driven (Tractor) $100.00
44 John Deere 410E, 1995, Backhoe, diesel driven (Tractor) $100.00
Case 580M, Backhoe-Loader.....$100.00
Model 262, Bobcat.....$80.00
310K Backhoe Loader……..$100.00

Trucks (Includes charge for trailer, add charge for forklift):
1011 International, 1991 Dump Truck $100.00
1704 International, 1998 Dump Truck $100.00
1899/2001 Peterbilt, 2005 Model 378 Dump Truck ...$100.00
2145 Peterbilt, 2007 Model 378 Dump Truck…….$100.00
2296 2,000 Gal. Water Truck $120.00
1373 International, 1990 Dump Truck $100.00
2482 2014 Peterbilt Dump Truck…….$100.00

Water Pump:
Trash Pump, 3" Wacker.....$40.00

Welder:
Miller Bobcat 250, Gas-Driven..... $40.00

ACCOUNT	REVENUE SOURCE	FEE, RATE, ASSESSMENT OR TAX	HRS	COUNTY CODE	ORDINANCE

DEPARTMENT OF WATER SUPPLY
WATER FUND (Cont.)

MATERIALS UNIT COST

	1/4"	1/2"	3/4"	1"	1-1/4"	1-1/2"	2"	2-1/2"	3"	4"	6"
GATE VALVE	---	---	[30.23] 50.12	[27.26] 50.26	[22.32] 90.91	[25.32] 63.37	[72.20] 118.84	[81.37] 319.57	[94.80] 410.20	[136.90] 141.82	---
GATE VALVE, MJFE 6"	---	---	---	---	---	---	---	---	---	---	[746.38] 644.14
CHECK VALVE	---	---	[57.84] 11.84	[39.86] 20.82	[10.55] 14.93	[42.85] 20.30	[167.86] 40.25	[96.82] 56.78	[189.06] 84.88	---	---
BALL VALVE		[22.21] 18.51	[45.13] 45.59	[70.73] 71.34	---	[144.78] 136.12	[214.68] 213.80	[271.34] 259.33	---	---	---
MALE ADAPTER	---	[1.25] 1.17	[2.06] 1.64	[4.37] 4.20	[8.81] 7.41	[9.05] 7.71	[19.54] 12.04	[58.50] 56.89	[22.85] 52.32	[39.02] 33.82	---
BRASS COCK	[3.38] ---	[23.32] ---	[32.53] 34.23	[57.08] 42.85	[88.16] 73.47	[115.58] 97.83	[181.79] 137.82	[351.89] 310.93	---	---	---
SERVICE COUPLER PJ x PJ	---	---	[15.19] ---	[18.34] 18.60	[31.46] 31.72	[60.35] 72.08	[83.30] 87.80	[118.26] 108.42	---	---	---
COUPLINGS:											
Standard Brass T X T	[0.65] 0.53	---	[2.96] 2.36	[3.96] 3.35	[6.37] 5.29	[6.67] 5.56	[14.89] 12.15	[23.75] 21.43	[13.32] 22.73	---	---
Copper to Copper	[0.23] 0.16	[0.23] ---	[0.52] 0.96	[1.45] 1.55	[1.18] 0.98	[5.81] 6.29	[1.66] 1.38	---	[30.48] 29.56	---	---
Galvanized	---	---	[0.74] 0.62	[1.21] 1.01	[1.81] 1.51	[2.59] 2.12	[4.66] 3.88	[11.64] 8.45	[17.21] 16.25	[25.28] 21.79	---
Service x 6	---	[17.95] ---	[27.92] ---	[29.06] 23.79	[25.73] 28.82	[42.50] 32.00	---	---	[38.12] ---	---	---
Service x 12	---	---	[36.04] 31.73	[26.46] 23.91	[48.10] 42.21	[75.04] 62.58	[92.54] 83.80	[98.50] 98.48	[114.74] 95.77	[145.44] 151.04	---
Meter Coupling	---	---	---	[14.90] 12.66	---	---	---	---	---	---	---
Coupler, PJ, Male	---	---	[13.03] 12.65	[15.67] 15.25	[29.42] 30.21	[42.18] 35.15	[61.88] ---	---	---	---	---
Coupler, PJ, Female	---	---	[13.66] 13.22	[18.62] 19.11	[32.40] 28.94	[49.82] 55.53	[64.43] 64.09	[80.16] 92.14	---	---	---
ELBOWS 45º:											
Copper to Copper	---	---	[0.52] 1.46	---	---	[0.76] 6.06	---	---	[50.89] 48.30	---	---
Galvanized	---	---	[0.90] ---	[1.03] 0.86	[1.60] 1.33	[1.27] 1.06	[1.74] ---	[3.97] 3.31	---	[10.09] ---	---
ELBOWS 90º:											
Copper to Copper	---	[0.24] 0.20	[1.67] 1.06	[6.07] 2.63	[1.45] 1.21	[7.60] 7.17	[5.22] 4.44	[29.98] 27.50	[29.32] 57.01	---	---
Standard Brass T X T	---	---	[3.56] 3.16	[5.30] 5.01	[8.83] 7.75	[10.68] 12.58	[17.76] 16.06	[34.27] 30.11	[18.29] 28.22	---	---
Standard Brass ST	---	---	[4.42] 3.76	---	---	---	---	---	---	---	---
Galvanized	---	---	---	[0.90] 0.75	[1.60] 1.33	[3.06] 2.45	[7.84] 6.53	[14.46] 10.74	[31.73] 26.34	[38.06] 29.35	---
Galvanized Street	---	---	[0.76] 0.63	[1.60] 1.37	[1.64] 1.54	[3.41] 2.99	[9.77] 8.14	[19.14] 15.56	[28.22] 21.88	[56.58] 36.46	---
PIPES:											
Copper Type K	---	[3.55] ---	[3.16] 2.64	[4.54] 3.73	[5.65] 4.33	[6.65] 6.54	[12.08] 10.75	[25.03] 20.86	[4.93] 14.67	[8.35] 6.96	---
Galvanized	---	[0.73] 0.61	[1.97] 2.51	[1.70] ---	[2.35] 2.11	[3.05] 3.96	[5.63] 5.43	[10.54] 8.60	[10.62] 11.19	[6.47] 5.39	---
Drisco 5100, 100 ft.	---	---	---	[0.62] 0.99	[0.88] 0.87	[1.24] 1.02	[2.38] 1.64	---	---	---	---
Drisco 5100, 300 ft.	---	---	---	---	---	[1.20] ---	[2.09] ---	---	---	---	---
Drisco 8600, 20 ft.	---	---	---	---	---	---	---	---	---	[5.33] 8.03	---
Drisco 8600, 300 ft.	---	---	---	---	---	---	[2.50] ---	---	---	---	---
DI, TY 6"	---	---	---	---	---	---	---	---	---	---	[18.23] 18.44
PLUG - Brass	---	---	---	[2.86] ---	[4.07] 3.24	---	---	---	---	---	---
PLUG – Galvanized	---	[1.58] 1.51	[1.64] 1.42	[0.86] 0.78	[2.18] 1.82	[3.95] 3.29	[6.29] 6.73	[7.69] 6.41	[10.19] 8.77	[13.75] 10.44	---

ACCOUNT	REVENUE SOURCE	FEE, RATE, ASSESSMENT OR TAX	HRS	COUNTY CODE	ORDINANCE

UNIONS:											
Copper to Copper	---	---	[12.35] 9.56	[6.96] 13.28	[17.22] 16.94	[26.44] 31.65	---	[13.80] 60.91	---	---	---
Copper to Female	---	---	[4.42] 3.68	[19.39] 15.82	[76.64] 69.99	[13.14] 10.95	[34.00] 28.33	[368.95] 316.35	---	---	---
Copper to Male	---	---	[9.40] 9.02	[20.42] 19.86	[8.69] 57.98	[14.62] 28.39	[17.40] 14.50	[117.94] 156.59	---	---	---
Standard Brass T X T	---	---	[8.14] 7.67	[12.02] 60.16	[12.14] 10.12	[10.42] 12.61	[28.79] 29.11	[51.00] 57.28	[83.05] 74.91	---	---
Galvanized	---	---	[1.62] 1.35	[2.35] 1.96	[3.79] 3.16	[3.98] 3.32	[5.32] 4.43	[15.44] 13.20	[13.67] 10.83	[62.42] 52.02	---

DEPARTMENT OF WATER SUPPLY
WATER FUND (Cont.)
MATERIALS UNIT COST

TEES	T X T	C – C	GALV.	OTHER
3/4	[4.33] 3.89	[3.25] 3.05	[0.94] 0.78	---
3/4 x 3/4 x 1	---	[0.50] 0.42	---	---
1	[8.16] 7.12	[3.04] 2.49	[1.52] 1.27	---
1 x 1 x 3/4	---	[3.47] 2.88	---	---
1 x 1 x 1-1/2	---	[32.50] 23.17	---	---
1-1/4	[12.10] 9.93	[8.17] 8.98	[2.41] 2.01	---
1-1/4 x 1 x 1	---	[12.44] 10.37	---	---
1-1/4 x 1-1/4 x 1	---	[7.54] 8.61	---	---
1-1/2	[15.41] 16.09	[6.43] 2.69	[2.66] 2.22	---
1-1/2 x 1 x 1	---	---	---	---
1-1/2 x 1-1/2 x 1	---	[15.53] 12.62	---	---
1-1/2 x 1-1/2 x 1-1/4	---	---	---	---
2	[24.32] 21.85	[33.96] 19.28	[4.32] 3.60	---
2 x 3/4	---	[8.09] 6.74	---	---
2 x 2 x 1	---	[22.75] 18.91	---	---
x 2 x 1-1/4	---	[8.20] 6.83	---	---
2-1/2	[37.73] 35.52	[3.23] 2.69	[25.70] 23.06	---
2-1/2 x 3/4	---	[23.20] 19.33	---	---
2-1/2 x 2-1/2 x 1	---	[24.31] 20.26	---	---
2-1/2 x 2-1/2 x 1-1/4	---	[5.57] 4.64	---	---
2-1/2 x 2-1/2 x 1-1/2	---	[5.57] 4.64	---	---
2-1/2 x 2-1/2 x 2	---	[5.57] 4.64	---	---
3	[70.10] 62.50	---	[19.79] 23.62	---
4	---	---	[81.38] 67.82	---
6" CIMJ	---	---	---	[125.26] 104.38

LEAK REPAIR CLAMP	
1/2 x 3	[4.94] ---
3/4 x 3	[9.98] 8.38
3/4 x 6	[17.68] 15.48
1 x 3	[10.85] 10.58
1 x 6	[19.18] 19.03
1-1/4 x 3	[11.41] 11.31
1-1/4 x 6	[20.03] 13.98
1-1/2 x 3	[11.47] 12.06
1-1/2 x 6	[22.80] 25.93
2 x 3	[13.34] 12.89
2 x 6	[23.76] 23.46
2-1/2 x 3	[10.40] 13.49
2-1/2 x 6	[19.36] 25.18
3 x 6	[31.14] 28.15
4 x 6	[28.31] 31.22

NIPPLES	BRASS	GALV.
1/2 x 4	[3.35] ---	[0.40] 0.33
1/2 x 6	---	[0.58] 0.48
3/4 x Close	[1.52] 1.22	---
3/4 x 2	[1.98] 1.69	---
3/4 x 2-1/2	[2.52] 2.00	---
3/4 x 4	[3.41] 2.95	[0.43] ---
3/4 x 6	[4.91] 3.95	[1.00] ---
3/4 x 8	[6.40] 5.22	---
1 x Close	[2.52] 1.84	---
1 x 2-1/2	[3.36] 2.61	---
1 x 4	[4.87] 4.27	[0.61] 0.51
1 x 6	[7.13] 6.12	[1.51] ---
1-1/4 x 4	[7.79] 5.68	[1.09] 0.90
1-1/4 x 6	[10.64] 8.48	[1.24] 1.03
1-1/2 x 4	[9.82] 7.25	[1.81] 1.82
1-1/2 x 6	[12.49] 10.93	[2.90] 2.49
2 x 4	[11.84] 9.59	[1.03] ---
2 x 6	[16.13] 14.24	[22.09] 18.42
2-1/2 x Close	[15.26] 12.72	---
2-1/2 x 4	[25.20] 19.44	[4.72] 3.98
2-1/2 x 6	[34.85] 28.09	[6.43] 5.33
3 x 4	---	[4.68] 3.90
3 x 6	[47.90] 37.51	[4.57] 3.81
4 x 6	[76.49] 63.15	[15.64] 13.03

ACCOUNT	REVENUE SOURCE	FEE, RATE, ASSESSMENT OR TAX	HRS	COUNTY CODE	ORDINANCE

DEPARTMENT OF WATER SUPPLY
WATER FUND (Cont.)

MATERIALS UNIT COST

SERVICE SADDLES		
1-1/2 x 3/4	Galvanized	[90.62] 75.52
2 x 3/4	Galvanized	[15.31] ---
2 x 1	Galvanized	[13.72] 55.98
2-1/2 x 3/4	Galvanized	[23.02] 46.00
2-1/2 x 1	Galvanized	---
3 x 3/4	Galvanized	[106.25] ---
4 x 3/4	Galvanized	[23.56] 19.63
4 x 1	Galvanized	[66.07] 40.63
4 x 1-1/2	Galvanized	[42.96] 85.93
6 x 3/4	Galvanized	[52.12] 43.43
3 x 1	AC	[26.29] 21.91
4 x 3/4	AC	[84.83] 70.69
4 x 1	AC	[79.96] 71.72
4 x 1-1/4	AC	[42.46] ---
4 x 1-1/2	AC	[47.12] ---
6 x 3/4	AC	[93.66] 83.27
6 x 1	AC	[93.83] 88.68
6 x 1-1/4	AC	[69.66] ---
6 x 1-1/2	AC	[107.27] 97.95
6 x 2	AC	[119.78] 98.15
8 x 1	AC	[115.18] 114.38
8 x 3/4	AC	[90.46] 104.84
8 x 1-1/4	AC	[52.70] ---
8 x 1-1/2	AC	[123.04] 110.97
8 x 2	AC	[133.50] 118.03
10 x 2	AC	[142.92] 160.85
12 x 3/4	AC	[80.10] 69.74
12 x 1	AC	[168.34] 161.26
12 x 1-1/4	AC	[155.45] ---
12 x 1-1/2	AC	[205.16] 232.43
12 x 2	AC	[197.15] 171.13

REDUCERS	C – C	BRASS	GALV.
3/4 x 1/2	---	[3.20] 2.77	[0.78] 0.65
1 x 3/4	---	[5.72] 4.64	[1.60] 1.33
1-1/4 x 3/4	---	---	[0.67] 0.56
1-1/4 x 1	[2.24] 1.87	[10.27] 7.30	[0.86] ---
1-1/2 x 3/4	---	[12.41] 10.47	[0.91] 0.76
1-1/2 x 1	[1.48] 1.23	[11.17] 9.36	[0.92] 0.77
1-1/2 x 1-1/4	[7.04] 6.55	[11.17] 9.14	[1.64] 1.37
2 x 3/4	---	[15.17] 13.24	[1.31] 1.09
2 x 1	[5.82] 12.14	[15.08] 13.85	[1.32] 1.10
2 x 1-1/4	[2.09] 1.74	[15.24] 12.96	[1.31] 1.09
2 x 1-1/2	---	[16.31] 13.23	[2.35] 1.96
2-1/2 x 1	---	[4.08] ---	---
2-1/2 x 1-1/4	[4.19] 3.49	---	[2.57] 2.14
2-1/2 x 1-1/2	[4.66] 3.88	[26.09] 22.77	[6.10] 5.08
2-1/2 x 2	[4.82] 4.02	[26.14] 21.78	[18.26] 15.22
3 x 1-1/2	---	---	[3.64] 3.03
3 x 2	---	---	7.72
3 x 2-1/2	---	[37.13] 30.94	[3.64] ---
4 x 2	---	---	[17.81] ---
4 x 2-1/2	---	---	[25.60] 21.33
4 x 3	---	---	[34.63] 28.86

FULL CIRCLE CLAMP	
4 x 8	[88.33] 73.61
4 x 12	[152.76] 131.64
4 x 15	[160.88] 267.52
6 x 12	[151.94] 99.82
8 x 8	[66.68] ---
8 x 12	[182.62] ---
12 x 16	[367.61] 348.24

STAINLESS STEEL INSERTS	
1 5100	[1.46] 1.27
1-1/4 5100	[2.76] 1.73
1-1/2 5100	[2.87] 1.84
2 5100	[2.64] 4.07

MISCELLANEOUS ITEMS	
THREAD BOLTS, 5/8 x 3	[2.39] 4.01
THREADED RODS (PER FOOT) 5/8	[9.65] 8.02
THREADED RODS (PER FOOT) 3/4	[8.52] ---
HEX NUT, 3/4"	[2.50] 2.84
HEX NUT, 5/8"	[1.87] 3.16
HEX NUT, 5/8", OILED	[0.40] ---
MACHINE BOLT,3/4 x 2-1/2	[1.18] ---
MACHINE BOLT, 5/8 X 2-1/2	[7.10] 10.66
MEGA LUG 6"	[40.09] 36.10
FLANGE GASKET #125 4"	[4.49] 7.11
FLANGE GASKET #125 6"	[7.09] 7.29
GASKET, MJ 6"	[4.00] ---
SLEEVE, SOLID CIMJ 6 X 12	[70.74] 59.27
BOX, VALVE-ROUND GFEEN PLASTIC	[13.08] 6.77
GLAND KIT 6"	[49.45] 38.47
SHOVEL,FLAT	[13.72] 18.93
SEALING TAPE	[1.45] 1.30
CEMENT – 1 BAG	---
HOSE REDUCER 2-1/2 x 1-1/2	[24.52] 27.55
HOSE NIPPLE 2-1/2	[39.06] ---
DOUBLE HOSE CONNECTION 2-1/2	[70.78] ---
SLIDING VALVE BOX, TOP & BOTTOM, 24"	[150.11] 115.77
SVB COVER TYLER 5 ¼"	[18.00] 15.58
TAPPING SLEEVE 6 x 6	[204.76] 170.63
PLASTIC METER BOX	[34.69] 30.17
[CAST IRON METER BOX 5/8 & 3/4, SHORT]	[111.90]
CAST IRON METER BOX 5/8 &3/4, LONG	[281.10] 239.25
CAST IRON METER BOX 1, LONG	[396.92] 330.77
HANDLE, BALL VALVE 3/4 TO 1	[3.98] 3.66

ACCOUNT	REVENUE SOURCE	FEE, RATE, ASSESSMENT OR TAX	HRS	COUNTY CODE	ORDINANCE

DEPARTMENT OF WATER SUPPLY
WATER FUND (Cont.)

MATERIALS UNIT COST

HYDRANT RISER	
6 x 6	[86.64] 67.48
6 x 12	[108.49] 82.24
6 x 18	[124.63] 123.35

HYDRANT BURY	
6 x 30	[215.71] 197.92
6 x 36	[230.62] 203.70
6 x 42	[239.12] 199.27
6 x 48	[289.31] 235.14

HYDRANTS & ACCESSORIES	
#5 FIRE HYDRANT	[1182.00] 985.00
#2-1/2 WHARF HYDRANT	[506.16] 421.80
2-1/2" HYDRANT GASKET	[2.30] 2.50
6" HYDRANT GASKET	[13.78] 13.11
5/8 x 3 HYDRANT BOLTS	[4.27] 3.56
5/8 x 3 MACHINE BOLTS	[1.01] 0.84

Corporation Stop	
1/2	[7.94] ---
1/2 x 3/4	[15.10] 19.79
3/4 x 3/4	[20.50] 16.67
3/4 x 1	[18.16] 38.23
1 x 1	[5.77] ---
1 x 1-1/4	[29.71] 50.00
1-1/4 x 1-1/2	[77.53] 108.33
1-1/2 x 2	[78.40] 110.42
2 x 2-1/2	[123.46] 187.50

Ball Corporation	
1/2	---
1/2 x 3/4	---
3/4 x 3/4	---
3/4 x 1	---
1 x 1	[45.72] 46.83
1 x 1-1/4	---
1-1/4 x 1-1/2	---
1-1/2 x 1-1/2	[117.74] 123.17
1-1/2 x 2	---
2 x 2	[196.07] 200.63
2 x 2-1/2	---

BUSHINGS	BRASS	GALV.
1/2 x 3/8	[1.33] 1.11	---
3/4 x 3/8	[1.96] 1.54	---
3/4 x 1/2	[1.79] 2.16	[0.77] 0.64
1 x 3/4	[2.78] 2.56	[0.95] 0.79
1-1/4 x 3/4	[4.70] 3.94	[0.48] 0.40
1-1/4 x 1	[5.12] 4.23	[0.42] 0.35
1-1/2 x 3/4	[7.57] 6.09	[0.94] 0.80
1-1/2 x 1	[6.48] 5.58	[1.86] 1.38
1-1/2 x 1-1/4	[6.22] 4.97	[1.43] 1.19
2 x 3/4	[10.18] 8.65	[1.98] 1.65
2 x 1	[10.61] 9.20	[2.15] 1.79
2 x 1-1/4	[8.96] 7.30	[5.90] 5.24
2 x 1-1/2	[8.99] 7.27	[1.84] 1.48
2-1/2 x 3/4	[24.70] 22.76	---
2-1/2 x 1	[22.80] 19.21	[3.22] 2.68
2-1/2 x 1-1/4	[19.45] 19.96	[0.88] 0.73
2-1/2 x 1-1/2	[15.61] 13.96	[2.64] 2.20
2-1/2 x 2	[18.00] 16.52	[3.07] 2.56
3 x 1	---	[3.23] 2.69
3 x 1-1/4	---	[1.06] 0.88
3 x 1-1/2	---	[14.45] 8.59
3 x 2	---	[14.65] 16.61
3 x 2-1/2	[23.98] 20.89	[9.40] 7.83
4 x 1-1/2	---	[20.95] 17.46
4 x 2	---	[19.45] 16.21
4 x 2-1/2	[53.12] 47.52	[15.37] 12.81
4 x 3	[56.18] 49.49	[19.38] 17.17

ACCOUNT	REVENUE SOURCE	FEE, RATE, ASSESSMENT OR TAX	HRS	COUNTY CODE	ORDINANCE

DEPARTMENT OF WATER SUPPLY
WATER FUND (Cont.)

3797 Water System Development Fees — Charter 8-11.4(2)

Water System Development Fund (Chapter 3.92, MCC)

Meter Size	Source	Transmission	Storage	Fee
5/8 inch	5,789	3,859	2,412	$12,060
3/4 inch	9,064	6,043	3,777	$18,884
1 inch	16,011	10,674	6,671	$33,356
1-1/2 inch	34,535	23,023	14,390	$71,948
2 inch	60,006	40,004	25,002	$125,012
3 inch	134,102	89,402	55,876	$279,380
4 inch	238,301	158,867	99,292	$496,460
6 inch	534,688	356,458	222,786	$1,113,932
8 inch	949,165	632,777	395,486	$1,977,428
10 inch	1,482,893	988,595	617,872	$3,089,360
12 inch	2,134,769	1,423,180	889,487	$4,447,436

Fixture units for single-family dwellings, single-family and accessory dwellings with 5/8", 3/4", and 1" meters shall be as follows:

Meter Size	Included with fee	Additional unit cost	Maximum additional units
5/8 inch	31	$389	8
3/4 inch	53	$356	14
1 inch	128	$261	32

Water system development fee rates as of April 1993 will apply to requests of applicants on the priority list for upcountry, pursuant to Section 14.13.090, MCC, as of October 31, 2001 up to a maximum of three lots.

Board of Water Supply Appeals Fees — Appeals.....$300 Filing Fee — 14.11.030

Fee for filing appeal may be refunded if board renders final decision and order authorizing refund in full or in part of filing fee.

Late Fees — Service charge to all late payments over 30 days..... 1% per month — 16-7-4(b)

Tenant Deposit — A tenant (including a lessee or licensee) may be required to provide a lump sum deposit equal to a two billing period estimate, as collateral for future billings. — 14.10.010

Water Shortage Penalty — Violation of "Water Conservation and Control of Water Usage During Water Shortage" .....$750 per violation — 14.06A.090

Reinstallment fee for water meter removed ..... $100 — 14.06A.090

COUNTY OF MAUI

REVENUES - FEES, RATES, ASSESSMENTS AND TAXES

A P P E N D I X B

FISCAL YEAR JULY 1, 2021 TO JUNE 30, 2022

ACCOUNT	REVENUE SOURCE	FEE, RATE, ASSESSMENT OR TAX	HRS	COUNTY CODE	ORDINANCE
		COUNTYWIDE*			
	CHARGES FOR CURRENT SERVICES:				
3401 3405 3426	Sales of Publications to All Agencies Sales of Publications Reproduction Charges	Charges for Extracts and Certified Copies of Public Records. Except as otherwise provided, a copy or extract of any public document or record which is open to inspection of the public shall be furnished to any person applying for the same by the public officer having custody or control thereof pursuant to the following schedule of fees: 1. Duplicated copy of any record (by duplicating machines, including, but not limited to, microfilm printer, Thermofax, Verifax, Xerox, etc.): For each page or copy thereof.....$0.25 2. Abstract of information from public record: First page.....$1.00 Each additional page.....$0.50 3. Typewritten copy of any record: Per 100 words or fraction thereof.....$1.00 4. Copy of map, plan, diagram: Sheet sizes of 8-1/2" x 14" to 17".....$0.50 Sheet sizes of 11" x 17".....$1.00 Sheet sizes of 22" x 36" .....$3.00 Larger than 22" x 36" size; per square foot or fraction thereof..... $1.00 5. Photograph: For use of negative only.....$1.00 6. Certified statement attesting to veracity of information obtained from public records: Per 100 words of statement or fraction thereof .....$1.00 7. Certification by public officer or employee as to correctness (or in attestation that document is a true copy) of any document, including maps, plans, and diagrams: Per page.....$0.50	92-21	2.64.010	
	Charges for Dishonored Negotiable Instruments	Service charge for handling dishonored negotiable Instruments …….....$30	490.3-506.5	3.08.020	
		* All fees shall be deposited into the General Fund, except for fees collected by the Department of Liquor Control, the Department of Environmental Management, and the Department of Water Supply, which shall be deposited into the Departments' respective funds.			

ACCOUNT	REVENUE SOURCE	FEE, RATE, ASSESSMENT OR TAX	HRS	COUNTY CODE	ORDINANCE

OFFICE OF THE COUNTY CLERK
GENERAL FUND

CHARGES FOR CURRENT SERVICES:

1. Ordinances and resolutions: — HRS 92-21 — County Code 2.64.010

1 – 20 pages	$1.00
21 – 50 pages	$2.00
51 – 100 pages	$5.00
101 – 250 pages	$8.00
251 – 500 pages	$20.00
501 and over pages	$30.00

2. County clerk's certificate of voter registration $2.00

3. Voter registration lists (in printed forms as may be available):

Each precinct 500 and over	$1.00
Each precinct 499 and less	$0.50
Each state representative district of the county	$12.00

Charges for Other Records:

1. Fees to search for, review, and segregate records requested for review or duplication, pursuant to Chapter 2-71, Hawaii Administrative Rules. — HRS 92-21

2. Charges for copies of other records, including publications, audio and video recordings, and electronic information, shall be based on cost, including reproduction, processing and delivery costs. — County Code 2.64.010

3. "Publications" refers to copies of records that are reproduced on a volume basis for general distribution and includes but is not limited to such items as ordinances, engineering and construction standards, directories, manuals and handbooks. The term shall not apply to resolutions or bills pending final adoption or enactment into ordinance by the council.

4. Voter Registration List: Each political party shall be furnished one set of the voter registration list of the county. Upon request, each candidate who has filed for a public elective office shall be furnished, without charge, one set of the voter registration list of the county; provided, that such list is available for distribution.

3417 Nomination Fee — HRS 12-6

Office	Regular	Abide by Spending Limit
Governor	$750	$75
Lt. Governor	$750	$75
U.S. Senate	$75	$75
U.S. Rep	$75	$75
Mayor	$500	$50
Other	$250	$25

Fee may be waived if person deemed indigent.

3418 Voter Registration Data Storage Device — $100 — County Code 2.68.050

ACCOUNT	REVENUE SOURCE	FEE, RATE, ASSESSMENT OR TAX	HRS	COUNTY CODE	ORDINANCE
		DEPARTMENT OF ENVIRONMENTAL MANAGEMENT SEWER FUND			
	LICENSES & PERMITS:				
3220	Pretreatment Permit Fees	**Permit Categories** **Permit Fees** Class I, II, III, and IV .....$120 every 2 years Special purpose discharge permit..... $120 every 2 years Class V.....$60 every year		14.21A.105 14.21A.350	
		Miscellaneous Wastewater Pretreatment Program Fees:		14.21A.350	
		Wastewater Discharge $10			
		Permit Application Fee Liquid Waste Hauler: A. Permit Decal Initial Issue.....$5 per vehicle B. Permit Decal Replacement.....$15 per vehicle C. Entry Card Initial Issue ..... $25 per card per vehicle D. Entry Card Replacement ..... $50 per card per vehicle			
	CHARGES FOR CURRENT SERVICES:				
3470	Fees - Sewer Collections	**Residential - Monthly Rates:** **Fees**		14.31.010 14.31.015	
		Rates for this class are based on monthly base charge and metered water usage charge.			
		Single family and duplex dwellings served by County water system per dwelling unit per month:			
		Monthly Base Charge $35.00			
		Monthly metered water usage charge per 1,000 gallons (for the first 9,000 gallons, at which point charge is capped) $4.50			
		Single family and duplex dwellings not served by County water system per month:			
		Flat rate per dwelling unit.....$64.00			
		Condominiums and multi-family dwellings served by County water system per dwelling unit per month:			
		Monthly Base Charge $35.00			
		Monthly metered water usage charge per 1,000 gallons (for the first 6,000 gallons, at which point charge is capped) $4.50			
		Multi-family dwellings not served by County water system per month:			
		Flat rate per dwelling unit.....$51.50			
		Others per month per dwelling unit: Haliimaile..... $18.00 Residential Care Homes $93.50			
		Monthly Use Charge - Non-Residential:		14.31.020	
		The rates for this class of users are based on the monthly base charge and water volume usage per one thousand gallons. The "with irrigation meter" rate represents that rate per thousand gallons that the customer would be charged for all other meters should the customer utilize an irrigation meter.			
		Monthly base charge (per meter per month)..... $21.00			
		Without Irrigation Meter Rate Commercial..... $6.70 Hotels $8.45			

ACCOUNT	REVENUE SOURCE	FEE, RATE, ASSESSMENT OR TAX	HRS	COUNTY CODE	ORDINANCE
		DEPARTMENT OF ENVIRONMENTAL MANAGEMENT **SEWER FUND (Cont.)**			
		Industrial, Restaurant, Food Service Establishment, Commercial with Restaurant / Food Service Establishment..... $10.80 U.S. Government..... $6.70 State..... $6.70 County..... $6.70 Religious……..... $6.70 With Irrigation Meter Rate Commercial..... $9.00 Hotels ..... $12.00 Industrial, Restaurant, Food Service Establishment, Commercial with Restaurant / Food Service Establishment..... $15.00 U.S. Government..... $9.00 State..... $9.00 County..... $9.00 Religious ..... $9.00 Kualapuu - Flat rate per month..... $64.00			
		Surcharges Rate per thousand pounds of suspended solids (SS) over 4 pounds per 1,000 gallons of sewerage ..... $808 Rate per thousand pounds for all pounds of BOD over 4 pounds per 1,000 gallons of sewerage $1,329		14.31.030(A)	
3472	Private Septic Disposal	Per 1,000 gallons or less of waste for private haulers that haul waste to the County sewerage treatment system..... $115.00		14.31.020 14.29.060	
3490	Fees - Reclaimed Water Service	Rate per 1,000 gallons for major agriculture ..... $0.30 Rate per 1,000 gallons for agriculture..... $0.43 Rate per 1,000 gallons for all other users..... $1.55 Monthly service charge in addition to the above reclaimed water usage charges…….$10		20.30.080	
3490	Fees – Installation of Reclaimed Water Meter	**Meter Size:** **Charges*** 5/8 inch and 3/4 inch ..... $325 1 inch ..... $400 1-1/2 inches..... $3,450 2 inches..... $3,650 3 inches..... $18,300 4 inches……..……$20,200 *Includes cost of meter and meter box/vault. In addition to this charge, installation of a service lateral (if required), labor cost and other incidental supplies shall be computed and shall be based on actual labor time, rate and cost of incidental supplies.		20.30.060	
3490	Fees – Reclaimed Water Connection	South Maui (per thousand gallons per day of capacity) ..... $82 West Maui (per thousand gallons per day of capacity)……....$33		20.30.070	
	MISCELLANEOUS:				
3728	Late Fees	Service charge to all late payments over 30 days ..1% per month		14.31.010 14.31.020	

ACCOUNT	REVENUE SOURCE	FEE, RATE, ASSESSMENT OR TAX	HRS	COUNTY CODE	ORDINANCE
		DEPARTMENT OF ENVIRONMENTAL MANAGEMENT **SOLID WASTE MANAGEMENT FUND**			
	LICENSES & PEMITS:				
3429	**Fees - Refuse Disposal Permit**	Permit fee.....$25		8.04.040	
3429	**Fees - Special Handling**	$22.50 .....per load (less than one ton). $45.00 .....per load (one ton up to less than five tons). $90.00 .....per load (five tons and above).		8.04.050	
3429	**Fees – Landfill Disposal Fee**	Unit Charge: $104 .....per ton for Municipal Solid Waste (MSW). $0 .....per ton for clean earthen material/concrete rubble/milled asphalt 2½" minus (no re-bar). (No Recycling Surcharge assessed) $10 .....per ton for all non-HI5, non ADF subsidized, crushed glass 2½" minus (clean & non-contaminated). $4…….…….per truck/vehicle for residential refuse hauling for light trucks or other vehicles with a gross weight of less than 10,000 pounds at Central Maui Landfill only. All other facilities, no charge. Disposal charges may be waived by the director for non-profit organizations and organizations participating in a county-sponsored event if the organization: 1. Has recycling operating permit; or 2. Submits, and the director approves, information provided on the department's form which documents the organization's recycling efforts. Interim Fee Schedule – applicable at County landfills where there are no scales or when scales are inoperable. Category I: Light trucks or other vehicles with a gross vehicle weight of less than 10,000 pounds: $86.50 per truck load. Category II: Medium trucks or other vehicles with a gross vehicle weight from 10,000 to 19,999: $171 per truck load. Category III: Large trucks or other vehicles with a gross vehicle weight from 20,000 to 25,999 pounds: $251 per truck load.		8.04.050	

ACCOUNT	REVENUE SOURCE	FEE, RATE, ASSESSMENT OR TAX	HRS	COUNTY CODE	ORDINANCE
		DEPARTMENT OF ENVIRONMENTAL MANAGEMENT **SOLID WASTE MANAGEMENT FUND (Cont.)**			
		Category IV: Large trucks or other vehicles with a 12 cubic yard capacity: $278 per truck load.			
		Category V: Large trucks or other vehicles with a 20 cubic yard capacity: $479 per truck load.			
		Category VI: Commercial refuse hauling trucks:			
		1. Roll off (not compacted) .....$684 per truck load.			
		2. Roll off (compacted) .....$1055.50 per truck load.			
		3. 42-cubic-yard front end loader.....$1208.50 per truck load.			
		4. 20-cubic-yard front end loader.....$570 per truck load.			
		Categories I through VI: Half-truck loads shall be charged one-half the appropriate truck load fees.			
3433	Fees- Self Hauler	Category VII: Residential refuse hauling for light trucks or other vehicles with a gross vehicle weight of less than 10,000 pounds: $4 per truck/vehicle at Central Maui Landfill only. All other facilities, no charge			
	Lanai Landfill	Refuse disposal fees at the Lanai Landfill shall be waived for Pulama Lanai.		8.04.060 Memorandum of Understanding between the County and Castle & Cooke LLC dated Nov. 24, 2008.	
	Molokai Landfill	Greenwaste disposal fees…….……$40			
3431	Fees- Refuse Collection	$34 per refuse collection unit per month on the islands of Maui and Molokai, for solid waste services provided.		8.04.030	
		$17 per refuse collection unit per month on the island of Lanai, or one half the rate of Maui and Molokai, for solid waste services provided.		8.04.060	
		Each alternate refuse placement location deemed a refuse collection unit and authorized by the director shall not be subject to the refuse collection fee.			
		Replacement fee for lost or damaged 96 gallon refuse cart $105			
		Service fee for closing and re-opening a refuse account at the same residence within 1 year or re-opening refuse account that has been closed by the division for delinquency.....$30			
3728	Interest – Landfill/Sewer	1% per month or portion of the month that charges are delinquent		8.04.050	
3431	Fees – White goods pick up	Hauling and processing fee ..... $25 per white good picked up by County		8.04.050	

ACCOUNT	REVENUE SOURCE	FEE, RATE, ASSESSMENT OR TAX	HRS	COUNTY CODE	ORDINANCE

DEPARTMENT OF ENVIRONMENTAL MANAGEMENT
ENVIRONMENTAL PROTECTION AND
SUSTAINABILITY FUND

CHARGES FOR CURRENT SERVICES:

3442 Fees – Landfill Disposal

Unit Charge: 3.55.040

$40 .....per ton for uncontaminated green waste

$40 .....per ton for grease trap waste contaminated cooking oil.

$103 .....per ton for Biosolids/Sewage Sludge.

Disposal charges may be waived by the director for non-profit organizations and organizations participating in a county-sponsored event if the organization:

1. Has a recycling operating permit; or
2. Submits, and the director approves, information provided on the department's form which documents the organization's recycling efforts.

Interim Fee Schedule – applicable at County landfills where there are no scales or when scales are inoperable.

Category I: Light trucks or other vehicles with a gross vehicle weight of less than 10,000 pounds: $32 per truck load for uncontaminated green waste.

Category II: Medium trucks or other vehicles with a gross vehicle weight from 10,000 to 19,999 pounds: $53 per truck load for uncontaminated green waste.

Category III: Large trucks or other vehicles with a gross vehicle weight from 20,000 to 25,999 pounds: $78 per truck load for uncontaminated green waste.

Category IV: Large trucks or other vehicles with a 12 cubic yard capacity: $86 per truck load for uncontaminated green waste.

Category V: Large trucks or other vehicles with a 20 cubic yard capacity: $138 per truck load for uncontaminated green waste.

Category VI: Commercial refuse hauling trucks:

1. Roll off (not compacted) .....$203 per truck load for uncontaminated green waste.

2. Roll off (compacted) .....$308 per truck load for uncontaminated green waste.

3. 42-cubic-yard front end loader.....$351 per truck load for uncontaminated green waste.

ACCOUNT	REVENUE SOURCE	FEE, RATE, ASSESSMENT OR TAX	HRS	COUNTY CODE	ORDINANCE
		DEPARTMENT OF ENVIRONMENTAL MANAGEMENT ENVIRONMENTAL PROTECTION AND SUSTAINABILITY FUND (Cont.)			
		4. 20-cubic-yard front end loader.....$164 per truck load for uncontaminated green waste.			
		Categories I through VI: Half-truck loads shall be charged one-half the appropriate truck load fees.			
3442	Fees - Recycling Surcharge	Tipping fee surcharge ……..$10 per ton		3.55.060	
		DEPARTMENT OF ENVIRONMENTAL MANAGEMENT SPECIAL REVENUE/TRUST AND AGENCY FUND			
	CHARGES FOR CURRENT SERVICES:				
3446	Highway Beautification Fund Fees - Administrative Fees for Litter Removal	For cost of litter removal…….$100 each billing		20.20.070	
	Kihei Regional Wastewater Treatment System - Facility Expansion Assessment Fee	Applicants for building permits to construct developments .....$4.65 per gallon of project flow		14.34.060	
	Wailuku-Kahului Regional Wastewater Treatment System - Facility Expansion/ System Upgrade Assessment	Applicants for building permits to construct developments .....$4.57 per gallon of project flow		14.35.060	
		Penalty of 10% per year or portion thereof that assessment is delinquent, in addition to amount of delinquent assessments.		14.35.050	
3446	Disposal of Vehicles	$25 per vehicle per year		3.55.040	
	Fees – Abandoned Vehicle	Administrative Fee……..$25 per vehicle			

ACCOUNT	REVENUE SOURCE	FEE, RATE, ASSESSMENT OR TAX	HRS	COUNTY CODE	ORDINANCE

DEPARTMENT OF FINANCE
GENERAL FUND

3101 Real Property Tax

Tax rates per $1,000 of net taxable assessed valuation for each class of property. Assessed gross valuation base of taxable properties is 100% of appraised fair market value which is estimated at $53,641,482,580 for the fiscal year July 1, 2021 to June 30, 2022.

Chapter 3.48

Classification	Tax Levy by Classification Net Valuation for Tax Rate Purposes*	Tax Rate
Owner Occupied		
<= $800,000	11,725,934,506	2.41
$800,001 - $1,500,000	1,005,829,978	2.51
> $1,500,000	836,787,458	2.61
Non Owner Occupied		
<= $800,000	10,143,385,982	5.45
$800,001 - $1,500,000	1,964,297,372	6.05
> $1,500,000	3,704,189,482	7.50
Apartment	334,051,300	5.55
Hotel and Resort	2,377,801,600	10.70
Time Share	2,499,510,800	14.40
Short Term Rental		
<= $800,000	8,412,544,442	10.70
$800,001 - $1,500,000	1,925,247,214	10.85
> $1,500,000	2,520,211,246	11.00
Agricultural	1,238,874,185	5.94
Conservation	220,657,515	6.43
Commercial	2,550,106,400	6.29
Industrial	1,939,127,300	7.20
Commercialized Residential	242,925,800	4.40
	$53,641,482,580	

*Calculations rounded to the nearest dollar

There is a minimum real property tax of $350 per year except for tracts leased under Section 207 of the Hawaiian Homes Commission Act, those portions of real property designated as kuleana land and granted an exemption pursuant to MCC 3.48.554**,** MCC 3.48.475, and any parcel used for farming taro where the assessed value times the current Agricultural rate is less than the minimum real property tax. Homes or portions thereof granted an exemption under MCC 3.48.475 are to be levied a real property tax of $150 per year. Remnant parcels granted an exemption under MCC 3.48.552 are to be levied a real property tax of $150 per year.

3108 Public Service Company Tax

That portion of the revenues generated from the tax provided for in HRS 239-5(a) in excess of the 4% rate established therein that is attributable to HRS 239-5(a) gross income from public utility business conducted in Maui County, based on the allocation made in the public utility's filings with the State of Hawaii, provided that if the gross income from the public utility business attributable to Maui County is not so allocated in the public utility's State filings, then the gross income from the public utility business shall be equitably allocated to the County. The relative number of access lines in each county shall be deemed an acceptable basis of equitable allocation for telecommunication companies.

239.5

ACCOUNT	REVENUE SOURCE	FEE, RATE, ASSESSMENT OR TAX	HRS	COUNTY CODE	ORDINANCE
		DEPARTMENT OF FINANCE **GENERAL FUND (Cont.)**			
	BUSINESS LICENSES & PERMITS:				
	Licenses & Permits - Business:	The following business license fees are levied primarily by the authority of Chapter 445, HRS, and shall be due and payable in advance on July 1 of each year.			
3210	Licenses: Peddling Merchandise	Annual fee.....$50 Annual fee for persons 60 years of age or older .....$10 Monthly fee or fee for a period less than a month $5	445-141	5.12.030	
	Licenses: Secondhand Dealers	Annual fee.....$10	445-15(2) 445-171		
	Licenses: Selling Firearm	Annual fee.....$10	134-31		
	Licenses: Pawn Broker	Annual fee.....$100	445-132		
	Licenses: Auctioneer	Annual fee…….. $100	445-15(2) 445-21		
	Permits: Bike Tour	Application fee per year ……$500		5.22.020(B)(7)	
	Permits: Taxicab Business	Initial .....$100 Renewal.....$50 Transfer of Taxicab Business Permit.....$100 Replacement of lost, stolen, or mutilated Business Permit .....$15 Change of vehicle.....$15 Replacement of lost, stolen, or mutilated Rent Service Decal.....$15		5.16.020 and 5.16.140	
	Permits: Taxicab Drivers	Initial .....$10 Renewal.....$10			
3288	Permits: Aquatic Life Operations	The fees shall be as follows: a. Initial or Renewal Application Fee.....$640 b. Replacement of lost, stolen, or mutilated Permit .....$15 c. Each additional certified copy of a Permit …….$15		5.26.040(B)(7)	
	NON-BUSINESS LICENSES & PERMITS:				
3250	Sales of License Plates: Sale of Plates - Passenger - Trucks - Motorcycles - Trailers - Mopeds	Sale of all plates(s) $5.75	249-7 249- 7.5	3.25.020	
	Replacement of Plates - Passenger - Trucks - Motorcycles - Trailers - Mopeds	Replacement of plate(s) after filing statement as to the cause of the loss, defacement or destruction of the original plate(s).....$5.75	249-8	3.25.020	
3251	Sales of Dealer Plates: Dealer Plates	Permanent motor vehicle dealer plate $25	286-53	3.25.020 Rules and Regulations of the Director of Finance	

ACCOUNT	REVENUE SOURCE	FEE, RATE, ASSESSMENT OR TAX	HRS	COUNTY CODE	ORDINANCE
		DEPARTMENT OF FINANCE **GENERAL FUND (Cont.)**			
	Dealer - Paper Plate Penalty	Penalty for each certificate not submitted within twenty-four (24) hours after issuance of a temporary plate - for dealer in new motor vehicles.....$25			
3252	Sales of Special License Plates: Special License Plates	Special number plates and antique vehicle plates upon initial application and upon each annual renewal of vehicle registration.....$25	249-9.1 249- 9.2 249-9.3	3.25.020	
		Upon qualification and issuance of antique vehicle plates.....$10	249-9(c)		
	National Parks Commemorative License Plates	Initial and Replacement Application administrative fee.....$15	249-9.5(e)		
	National Parks Commemorative License Plates	Annual Renewal administrative fee $5	249-9.5(e)		
3260	Sales of Emblems/Tags: Motor Vehicle Decals - Passenger - Trucks - Motorcycles - Trailers - Mopeds	Decal .....$0.50 each	249-7	3.25.020	
	Replacement MV Decals - Passenger - Trucks - Motorcycles - Trailers - Mopeds	Replacement decal after filing a statement as to the cause of the loss, defacement or destruction of the original emblem .....$0.50 each	249-8	3.25.020	
3262	Fees: Registration of Motor Vehicles	New and renewal of motor vehicle registration.....$20 each		3.25.020	
	Fees: Registration of Mopeds	Initial and renewal of moped registration……$27 each	249-14.1		
3270	Transfer Fees: Motor Vehicle Transfer Fees	Transfer fee.....$20 each instance	286-51 286-52	3.25.020	
	Transfers Penalty	Late fee in addition to the $10 transfer fee if not done within 30 calendar days $50	286-52	3.25.020	
3274	Duplicate Certificate: Fees - Certificate of Registration and Duplicate	New and duplicate certificate of registration issued by director of finance .....$10 each	286-47 286-55 286-51	3.25.020	
	Fees - Certificate of Ownership and Duplicate	New and duplicate certificate of ownership issued by director of finance .....$10 each	286-47 286-55	3.25.020	
3276	Certificate Correction: Correction of Certificates	Correction of ownership or registration issued by director of finance to dealers - no charge for individuals..... $10 each instance	286-47 286-47.5	3.25.020	

ACCOUNT	REVENUE SOURCE	FEE, RATE, ASSESSMENT OR TAX	HRS	COUNTY CODE	ORDINANCE
		DEPARTMENT OF FINANCE **GENERAL FUND (Cont.)**			
	Power of Attorney:				
3277	Power of Attorney	Packet of 200 - Federal mandate required of dealers.....$40		3.25.020	
	Out-of-State Vehicle Permit:				
	Out-of-State Vehicle Permit	Vehicle permit $50	286.54	3.25.020	
	Reassignment of Plates:				
3282	Reassignment of Auto Plates - Passenger	Reassignment..... $5 each	249-7	3.25.020	
	FINES, FORFEITS & PENALTIES:				
3501	Penalty and Interest - RPT	Penalty - Up to 10% of such delinquent taxes as determined by the director or finance, which penalty shall be and become a part of the tax to be collected.		3.48.220	
		Interest - All delinquent taxes and penalties shall bear interest at the rate of 1% for each month or fraction thereof. The interest shall be and become part of the tax to be collected.		3.48.220	
	USE OF MONEY AND PROPERTY:				
3615	Rental – Land	See Appendix B-1.		Chapter 3.40	
	CHARGES FOR CURRENT SERVICES:				
3416	Fees - Appeal Cost	Appeal cost to the Board of Review.....$75		3.48.660(A)	
		5% of the amount of taxes in dispute but not more than $100 nor less than $5 in any one case of appeal to the Tax Appeal Court.			
		Appeal cost to the Supreme Court plus applicable court costs.....$50	232-22 232-23	3.48.660(B)	
		If the appeal is sustained as to 50% or more of the valuation in dispute, the appeal cost shall be returned to the appellant.			
3410	Fees: Real Property Tax Maps CD-ROM	For Real Property Tax data and production costs $500		3.48.010(F)	
3424	Fees - Examination of Motor Vehicle Operations	Reinstatement of Driver's License or Instruction Permit $500		10.80.030(D)	
		Issuance or Renewal of a Driver's License per year or fraction thereof.....$10	286-107		
		Oral Test - Rules of the Road $5			
		Written or Computer Test – Rules of the Road.....$5			
		Road Test (Class 1, 2, & 3) .....$20 Road Test (Class 4) Pre-trip.....$10 Skills.....$25 Road.....$25 Issuance or Renewal of an Instruction Permit .....$10 Duplicate Instruction Permit.....$10 Duplicate Driver's License.....$12			
3535	Fee – Portal Administrative Fee	Service charge to electronically record documents with the State Bureau of Conveyances……..$3.00 plus cost of recording fee established by the State Bureau of Conveyances			

ACCOUNT	REVENUE SOURCE	FEE, RATE, ASSESSMENT OR TAX	HRS	COUNTY CODE	ORDINANCE
		DEPARTMENT OF FINANCE **GENERAL FUND (Cont.)**			
3400	Fees – Disabled Persons Parking Placards	Long-term Parking Placard			
		Replacement of lost, stolen, mutilated or confiscated placard ……..……$12	291-52.6	10.48.100	
		Temporary Parking Placard			
		Initial Placard……..……..$12	291-51.6	10.48.100	
		Second Placard……..…...$12	291-51.6	10.48.100	
		Replacement of lost, stolen, mutilated or confiscated placard……..……..$12	291-52.6	10.48.100	
		DEPARTMENT OF FINANCE **HIGHWAY FUND**			
	LICENSES & PERMITS:				
3248 to 3297	Licenses - Automobile - Trucks - Motorcycles - Trailers	Motor Vehicle Weight Tax	249-13	3.24.030	
		$0.035 per pound of net weight for passenger vehicles, and trucks and noncommercial vehicles not exceeding 6,500 pounds.			
		$0.0536 per pound of net weight for all other motor vehicles.			
		Minimum tax for any motor vehicle $12		3.24.030(B)	
		Penalty for delinquent tax.....$8 passenger vehicles or $20 for other vehicles		3.24.030(C)	
		Highway Improvement Fee Electric Vehicles…….$100 per year Hybrid Electric Vehicles…….$50 per year		3.25.025	
		DEPARTMENT OF FINANCE **BIKEWAY FUND**			
	LICENSES & PERMITS:				
3245 3246 3247	Bicycle Licenses - Maui - Molokai - Lanai	Permanent registration fee.....$15	249-14		
3291	Sale of Bicycle Tags: Bicycle tags	Duplicate tag for each bicycle ..... $2 each	249-16		
3256	Duplicate Certificate of Registration	Duplicate certificate of registration for each bicycle and moped.....$5 each	249-16		
	Seizure Redemption Penalty	Penalty in addition to required fees upon redemption, if redemption is within 10 days $25	249-15		
3255	Transfer	Bicycle and Moped Transfer fee……..$5 Late fee in addition to the $5 transfer fee if not done within 30 calendar days $10	249-14.2		
		DEPARTMENT OF FINANCE **SPECIAL REVENUE/TRUST AND AGENCY FUND**			
	Highway Beautification	Each new and duplicate certificate of registration issued by director of finance for U-drive motor vehicles……..$1	286-51(b)	3.25.030	
		Each new and duplicate certificate of registration issued by director of finance for all other motor vehicles……$10			
	National Parks Commemorative License Plates	Initial Application fundraising fee $20	249-9.5(e)		
	National Parks Commemorative License Plates	Annual Renewal fundraising fee……..$20	249-9.5(f)		

ACCOUNT	REVENUE SOURCE	FEE, RATE, ASSESSMENT OR TAX	HRS	COUNTY CODE	ORDINANCE
		DEPARTMENT OF FINANCE **SPECIAL REVENUE/TRUST AND AGENCY FUND** **(Cont.)**			
	CHARGES FOR CURRENT SERVICES:				
3420	Fees - Fire - Permit Inspection, etc.	Inspections conducted outside of normal business hours for the convenience of the requester or permittee.....$75 per hour with 2 hour minimum		16.04C.040	
		DEPARTMENT OF FIRE AND PUBLIC SAFETY **GENERAL FUND**			
		Reinspection charge after initial visit when corrections or portion of work have not been made or completed.....$52 per hour per inspector		16.04C.040	
		Review and approval of plans for the installation of a fire protection or life safety system not associated with an active building permit; or review and approval of a fire protection or life safety system that has been modified after being reviewed and approved under an active building permit……$100 2 hours of review time			
		Additional review time……$50 per hour or fraction thereof			
		To store, use, handle compressed gases in amounts that exceed Table 1.12.8(a).....$100 annually		16.04C.160	
		For explosive materials as stated in Sec. 65.9.2 ....$100 annually			
		For flammable and combustible liquid tank of more than 60 gallons to 4,999 gallons .....$100 each			
		For flammable and combustible liquid tank of 5,000 gallons or more.....$200 each			
		To store, transport on site, dispense, use or handle hazardous materials in excess of amounts stated in Table 1.12.8(c).....$100 annually			
		For liquefied petroleum gas tank, in a commercial setting, that is fixed and permanent, filled on site ….....$100 each			
		For liquefied petroleum gas tanks greater than 124 gallon size.....$100 each			
		To operate a place of assembly with occupant load of 300 or more persons in permitted structure….$100 annually			
		For tent, canopy, and temporary structure in excess of 700 square feet, except for structures used exclusively for camping and private functions not open to public.....$25 each			
		For installation or modification of any spray room, spray booth, or preparation work station, or to conduct a spraying or dipping operation utilizing flammable or combustible liquids or powder coating.....$100 each			
3515	Fees: Fireworks/Permits	Non-aerial common fireworks.....$25	132D-10		
		Aerial/Special fireworks.....$110	132D-10		
		Fireworks display site inspection……..$200	132D-16.6		

ACCOUNT	REVENUE SOURCE	FEE, RATE, ASSESSMENT OR TAX	HRS	COUNTY CODE	ORDINANCE
		DEPARTMENT OF FIRE AND PUBLIC SAFETY GENERAL FUND (Cont.)			
	Fees:	Certificate of fitness to maintain and test portable fire extinguishers, fire protection systems, or fire alarm systems, or any combination of the above. Per category of certification……..$100 triennially	132-16 – HAR 12-44.1		
		DEPARTMENT OF FIRE AND PUBLIC SAFETY SPECIAL REVENUE/TRUST AND AGENCY FUND			
3217	Fireworks Auditor Fund				
	Licenses Fireworks	Import License.....$3,000 Wholesale License per site.....$2,000 Storage License per site.....$1,000 Retail License per site .....$500 The license fee shall be the fee specified above for each year, fraction of a year, or event in which the licensee plans to conduct business. Non-profit community groups shall be exempt from import license and storage license fees for public fireworks displays once a year.	132.D-11	Chapter 3.95	
	MISCELLANEOUS:				
	Plan Review Fee (Fire)	12.5% of the building permit fee. Where plans are incomplete or are changed so as to require additional plan review, an additional plan review fee shall be charged at the rate of..... $30 per hour		16.04C.060	
		DEPARTMENT OF HOUSING AND HUMAN CONCERNS SPECIAL REVENUE/TRUST AND AGENCY FUND			
	LICENSES & PERMITS:				
	Sale of Dog Licenses:				
3290	License - Dogs	For neutered dog.....$10 every two years For unneutered dog.....$75 every two years	143-3	6.04.020	
		Dog tag..... $1 each	143-4	6.04.020	
		Duplicate dog tag..... $1 each	143-4 and 143-6	6.04.020	
	CHARGES FOR CURRENT SERVICES:				
3430	Animal Shelter Revenue	First Impound: First day of impoundment .....$25 Each day thereafter.....$20 Second Impound: First day of impoundment..... $50 Each day thereafter.....$20 Third Impound: First day of impoundment .....$75 Each day thereafter.....$20 Fourth Impound and thereafter: First day of impoundment .....$100 Each day thereafter.....$20		6.04.060(A)	
		Adoption Fee……...$8		6.04.070	
		Service Charge: Collection service prior to or at the time of collection of a dog or cat.....$35		6.20.020	
		Service Charge: Collection service prior to or at the time of collection of a dog or cat.....$35		6.20.020	

ACCOUNT	REVENUE SOURCE	FEE, RATE, ASSESSMENT OR TAX	HRS	COUNTY CODE	ORDINANCE
		DEPARTMENT OF HOUSING AND HUMAN CONCERNS SPECIAL REVENUE/TRUST AND AGENCY FUND (Cont.)			
	Fees – Appeal	Appeal cost to the Animal Control Board, Rule 7-501-28, Rules of the Animal Control Board.....$50		6.04.095	
3430	Animal Shelter Revenue	Redemption of Dogs by Owners: Quarantine: First day of quarantine.....$25 Each day thereafter ..... $15 Cat Trap - Deposit/Rental/Late Fee: Security deposit - refundable upon return of trap .....$75 Rental Charge for first seven days……$0 Late fee - imposed each day beyond one week.....$5 per day Dog Trap - Deposit/Rental/Late Fee: Security deposit - refundable upon return of trap .....$200 Rental Charge ..... $10 per week Late fee - imposed each day beyond one week..... $5 per day	143-8	6.04.060 6.04.060(B)	
3735	Poundkeeper	Charges to capture and impound animals: For animal captured within a radius of five miles from the pound..... $20 per animal and for each mile traveled by the poundkeeper beyond such five mile radius to capture the animal .....$1.00 per mile For actual expenses incurred in keeping impounded animals, except that actual expense on account of feed shall not exceed .....$5 per animal per day Pound fee…….$5 per animal per day		6.16.080	
	Fees – Kaunoa Senior Services Leisure Program Activities	The fees shall be as follows: Special Events – will be offered based on the cost of guest/artist presenter, equipment and supplies for the event, and number of participants. Meal cost may be included if the participant selects the meal option. Off Property Activities and Excursions – will be offered based on the entrance fee, meal cost, rental of equipment and supplies and number of participants. Short Term Classes – will be offered based on the cost of the instructor's fee, equipment and supplies, number of participants. Meal cost may be included if the participant selects the meal option.		3.37.040	
	Residential Workforce Housing Requirement	A. Developers shall be required to provide a number of residential workforce housing units equivalent to at least twenty-five percent, rounding up to the nearest whole number, of the total number of market rate lots, lodging units, time share units, or dwelling units, excluding farm labor dwellings or a second farm dwelling, as defined in section 19.04.040, Maui County Code. If a developer satisfies the requirements of this chapter through subsection (B)(3) and the units shall remain available only to income-qualified groups in perpetuity, the developer shall provide at least twenty percent, rounding up to the nearest whole number, of the total number of market rate lots, lodging units, time share units, or dwelling units, excluding farm labor dwellings or a second farm dwelling, as defined in section 19.04.040, Maui County Code.		2.96.040	

ACCOUNT	REVENUE SOURCE	FEE, RATE, ASSESSMENT OR TAX	HRS	COUNTY CODE	ORDINANCE

DEPARTMENT OF HOUSING AND HUMAN CONCERNS
SPECIAL REVENUE/TRUST AND AGENCY FUND
(Cont.)

B. Prior to final subdivision approval or issuance of a building permit for a development subject to this chapter, the department shall require the developer to enter into a residential workforce housing agreement. The agreement shall set forth the method by which the developer satisfies the requirements of this chapter. The requirements may be satisfied by one or a combination of the following, which shall be determined by the director of housing and human concerns and stated in the agreement:

1. Offer for sale, single-family dwelling units, two-family dwelling units, or multi-family dwelling units as residential workforce housing within the community plan area;

2. Offer for rent, multi-family dwelling units as residential workforce housing units within the community plan area;

3. In lieu of directly selling or renting units pursuant to subsections (B)(1) or (B)(2) the developer may convey such units to a qualified housing provider subject to department approval pursuant to section 2.96.150; or

4. In lieu of providing residential workforce housing units, the residential workforce housing requirement may be satisfied by payment of a fee, by providing improved land, or by providing unimproved land in accordance with the following:

   a. The in-lieu fee per residential workforce housing unit required by this chapter shall be equal to the difference in unit costs for a three-bedroom, single-family dwelling unit, at one hundred percent and a three-bedroom, single-family dwelling unit at one hundred sixty percent of median income, for a family of four, pursuant to HUD affordable sales price guidelines, or as adjusted by the development for Hana, Lanai, and Molokai.

   b. Any dedication of improved or unimproved land in-lieu of residential workforce housing units shall be subject to the approval of the director of housing and human concerns and the council by resolution.

5. Application of residential workforce housing credits issued pursuant to Maui County Code.

C. Income group distribution.

1. Unless an exemption is granted by the director, the percentage of ownership units within each income group shall be as follows:
   a. Thirty percent of the ownership units shall be for "below-moderate income" residents.

   b. Fifty percent of the ownership units shall be for "moderate income" residents.

   c. Twenty percent of the ownership units shall be for "above-moderate income" residents.

ACCOUNT	REVENUE SOURCE	FEE, RATE, ASSESSMENT OR TAX	HRS	COUNTY CODE	ORDINANCE
		DEPARTMENT OF HOUSING AND HUMAN CONCERNS SPECIAL REVENUE/TRUST AND AGENCY FUND (Cont.)			
		2. Unless an exemption is granted by the director, the percentage of rental units within each income group shall be as follows: a. One-third of the rental units shall be for "very low income" and "low income" residents. b. One-third of the rental units shall be for "below-moderate income" residents. c. One-third of the rental units shall be for "moderate income" residents.			
	Residential Workforce Housing Policy Incentives and Exemptions	Restricted Workforce Housing Fast Track Development Application Fee..... $50,000 *Application fee shall be refunded to applicant upon completion of the project within the timeframe set forth by resolution.		2.97.070	
		DEPARTMENT OF LIQUOR CONTROL LIQUOR FUND			
	BUSINESS LICENSES & PERMITS:				
3201	Fee - Liquor License Application	Filing fee..... $50	281-54	Rules of the Liquor Commission 08-101-50	
3202	License - Manufacture and Sale of Liquor	The basic fees for licenses of the several classes and kinds shall be as follows, the same being per annum except where otherwise specified: Manufacturers (including rectifiers) (a) Beer ..... $600 (b) Wine ..... $600 (c) Wine Manufactured from fruits grown in the state ..... $300 (d) Alcohol..... $200 (e) Other liquors ..... $640 Restaurant (a) General ..... $600 plus percentage fee (b) Beer and Wine..... $300 plus percentage fee (c) Beer ..... $150 plus percentage fee Wholesale (a) General ..... $2,400 (b) Beer and Wine..... $1,800 (c) Alcohol..... $200 Retail (a) General ..... $560 plus percentage fee (b) Beer and Wine..... $260 plus percentage fee (c) Alcohol..... $200	281-17.5		

ACCOUNT	REVENUE SOURCE	FEE, RATE, ASSESSMENT OR TAX	HRS	COUNTY CODE	ORDINANCE
		DEPARTMENT OF LIQUOR CONTROL **LIQUOR FUND (Cont.)**			
		Dispenser (a) General ..... $600 plus percentage fee (b) Beer and Wine..... $300 plus percentage fee (c) Beer ..... $150 plus percentage fee Club ..... $320 plus percentage fee Transient Vessel (a) Daily..... $25 (b) Monthly..... $100 (c) Yearly ..... $1,200 Tour or Cruise Vessel……..$300 plus percentage fee Special (a) General ..... $25 per day (b) Beer and Wine..... $15 per day (c) Beer ..... $10 per day Cabaret ..... $1,200 plus percentage fee Hotel..... $1,200 plus percentage fee Caterer..... $600 plus percentage fee Brewpub..... $1,000 plus percentage fee Condominium Hotel ..... $1,200 plus percentage fee Winery..... $1,000 plus percentage fee Small Craft Producer Pub…….$1,000 plus percentage fee Temporary License (a) period of 120 days or fraction thereof..... $200 plus percentage fee (b) one additional period of 120 days or fraction thereof..... $200 plus percentage fee			
3203	Fees – Permit to Act as Authorized Agent	Solicitor's and Representative's permit for July 1 to June 30 license year: General ..... $1,800 Beer and Wine..... $1,200 Alcohol…….$200			
3204	Fee – Permit for Importation of Liquor	Permit fee $50	281-33.1		
3205	Fees - Others	Rule Book ..... $10 plus cost for postage and handling List of Licensees ..... $10 plus cost for postage and handling			

ACCOUNT	REVENUE SOURCE	FEE, RATE, ASSESSMENT OR TAX	HRS	COUNTY CODE	ORDINANCE
		DEPARTMENT OF LIQUOR CONTROL LIQUOR FUND (Cont.)			
		Duplicate License ..... $10 plus cost for postage and handling			
		Certification examination, Certificate for registration of employee approved by the director of liquor control, minor, employee of class 5, category D, or any duplicate thereof..... $10 plus cost for postage and handling			
		Permit to purchase alcohol for non-beverage purposes…….. $50			
		Director of liquor control may waive fee for permit to purchase alcohol for non-beverage purposes for any County or State governmental agencies.			
		Any licensee who fails to pay any penalty ordered by the board for the violation of the liquor laws of the State or of the rules of the commission by the due date shall be assessed a late charge of 5% per month on the balance due until such fees are paid in full. The 5% late charge shall be a flat fee (not be prorated) that will be charged for any portion of the month payment is due.			
3206	Percentage Fee	The percentage fee for each current fiscal year shall be based upon the following formula, which shall establish the percentage to be applied to the gross sales or four times the total amount of liquor purchased of each licensee:			
		(EE-BF-C)/EGS = Percentage			
		EE = Estimated Expenditure (current fiscal year)			
		BF = Basic Fees (current fiscal year)			
		C = Carryover savings (prior fiscal year) in excess of 20% as provided in Section 281-17.5, Hawaii Revised Statutes			
		EGS = Estimated Gross Sales (prior fiscal year)			
		Any licensee who fails to pay the percentage fee by the due date shall be assessed a late charge of 5% per month on the balance due until such fees are paid in full. The 5% late charge shall be a flat fee (not be prorated) that will be charged for any portion of the month payment is due.			
		Any licensee who failed to file the gross sales of liquor report by the due date, shall be assessed the percentage fee equal to the highest percentage fee due and payable by the licensee of the same class or the highest percentage fee due and payable by any licensee if there is no licensee in the same class.			
3207	Direct Wine Shipment	Permit for direct shipment of wine by wineries..... $48 per calendar year	281-33.6		
		DEPARTMENT OF LIQUOR CONTROL SPECIAL REVENUE/TRUST AND AGENCY FUND			
	MISCELLANEOUS:				
	Fines, Infractions of Liquor Laws and Rules and Regulations	The amount of penalty assessed and collected by the liquor control adjudication board from any licensee for any particular offense shall not exceed the sum of $2,000.	281-91		

ACCOUNT	REVENUE SOURCE	FEE, RATE, ASSESSMENT OR TAX	HRS	COUNTY CODE	ORDINANCE

DEPARTMENT OF MANAGEMENT
SPECIAL REVENUE/TRUST AND AGENCY FUND

BUSINESS LICENSES & PERMITS:

3610	Fees – Parking Permits	County employee parking is permitted in five lots designated A, B, C, D, and E: Lot A is an L-shaped lot situated at the corner of Kaohu Street and Napua Street. Lot B is situated on both the Wells Street side and the Kaohu Street side of Kalana O Maui (County Building, 200 South High Street, Wailuku, Maui, Hawaii 96793). Lot C is the covered parking area beneath Kalana O Maui. Lot D is situated on the south side of Kaohu Street, and its intersection with South High Street. Lot E is situated at the Old Wailuku Post Office. Monthly employee parking shall be: Uncovered stall in Lot A…….....$25 Covered stall in Lot A…...……..$45 Uncovered stall in Lot B and D……..……$25 Covered stall in Lot C……. $50 Placard unassigned parking in Lot E ……..$15 Miyahira property covered stall ……..$45 Miyahira property uncovered stall ……..$25 The County operates in facilities that are not owned by the County but are leased. In situations where parking in private facilities may be available for employees, the rate paid by employees for parking in those facilities shall be the same rate charged to the County by the landlord.			3.26.010	

OFFICE OF THE MAYOR
GENERAL FUND

USE OF MONEY & PROPERTY:

3621	Rental - Kula Agricultural Park	Kula Agricultural Park ..... $100 per acre			Chapter 22.04A

DEPARTMENT OF PARKS AND RECREATION
GENERAL FUND

CHARGES FOR CURRENT SERVICES:

3436	Fees - Camping Permit		**Adult 18 yrs & over**	**Children under 18**	**Pet**	13.04A.220
		Residents - Daily:			
		Monday - Thursday	$5	$3	$3	
		Friday - Sunday and Holidays	$10	$6	$6	
		Non-Residents - Daily:			
		Monday - Thursday	$10	$6	$6	
		Friday - Sunday and Holidays	$20	$12	$12	
	Fee - Use of Park Facilities	Includes Rental of Equipment See Table 13.04A.100.				13.04A.100

ACCOUNT	REVENUE SOURCE	FEE, RATE, ASSESSMENT OR TAX	HRS	COUNTY CODE	ORDINANCE

DEPARTMENT OF PARKS AND RECREATION
GENERAL FUND (Cont.)

3450	Rental Fee – All Districts	See Table 13.04A.100.		
		Application fee (non-refundable) for Special Events application requests, except for the Annual Department Sponsored Special Events……...……$25	13.04A.100	
3452	Rental Fee - Equipment	See Table 13.04A.130.	13.04A.130	
		$50 Key Deposit Fee – For all permits except for Government permits.	13.04A.100	
		$50 key deposit will be automatically withheld if permit holder fails to pick up their key(s) during parks permit office hours and a parks employee must distribute key(s) or open a facility.		

Table 13.04A.100

SCHEDULE OF FEES AND DEPOSITS

	Fee by Permit							Custodial Deposit by Permit				
				Special Events							Special Events	
				Department sponsored***								
	Government	Community Class	General Use*	Event w/o Revenue	Event w/ Revenue	Non-Profit/ Political Fundraiser	Commercial**	Government	Department sponsored*** Special Events/ Community Class	General Use	Non-Profit/ Political Fundraiser	Commercial
Gymnasiums	$0	$5	$6	$0	$94	$188	$625	$0	$100	$150	$200	$400
w/air conditioning (add'l flat charge)	$0	$188	$188	$0	$250	$313	$375					
Football Stadiums	$0	$13	$63	$0	$250	$375	$1,250	$0	$250	$500	$500	$1,500
w/lights (add'l flat charge 6-10 p.m.)	$0	$63	$63	$0	$125	$188	$250					
Baseball Stadiums	$0	$6	$63	$0	$125	$188	$625	$0	$125	$250	$250	$750
w/lights (add'l flat charge 6-10 p.m.)	$0	$31	$44	$0	$63	$94	$188					
Amphitheaters												
Keopuolani Park (w/o lights)	$0	$3	$13	$0	$31	$125	$375	$0	$50	$100	$150	$500
Lahaina Civic	$0	$3	$13	$0	$31	$188	$500	$0	$50	$100	$150	$500
w/lights (add'l flat charge 6-10 p.m.)	$0	$3	$25	$0	$31	$63	$125					
Swimming Pools (Up to two lanes)	$0	$3	$13*	$0	$13	$125	$500	$0	$0	$100	$150	$300
Community Centers: Without Air Conditioning												
Facilities w/capacities up to 100	$0	$3	$19	$0	$25	$31	$225	$0	$25	$125	$125	$250
Facilities w/capacities up to 200	$0	$5	$38	$0	$44	$50	$450	$0	$50	$175	$175	$300
Facilities w/capacities up to 300	$0	$8	$56	$0	$75	$81	$675	$0	$75	$225	$225	$450
Facilities w/capacities up to 400	$0	$10	$75	$0	$94	$100	$900	$0	$100	$275	$275	$600
Facilities w/capacities up to 500	$0	$13	$94	$0	$113	$119	$1,125	$0	$125	$325	$325	$750
Facilities w/capacities over 500	$0	$15	$125	$0	$144	$150	$1,350	$0	$150	$350	$350	$900
Community Centers: With Air Conditioning												
Facilities w/capacities up to 100	$0	$5	$44	$0	$50	$56	$255	$0	$25	$125	$125	$250
Facilities w/capacities up to 200	$0	$10	$63	$0	$75	$81	$510	$0	$50	$175	$175	$300
Facilities w/capacities up to 300	$0	$15	$81	$0	$113	$119	$765	$0	$75	$225	$225	$450
Facilities w/capacities up to 400	$0	$20	$100	$0	$150	$156	$1,008	$0	$100	$275	$275	$600
Facilities w/capacities up to 500	$0	$25	$119	$0	$188	$194	$1,275	$0	$125	$325	$325	$750
Facilities w/capacities over 500	$0	$30	$150	$0	$225	$231	$1,530	$0	$150	$375	$375	$900
Pavilions w/kitchen facilities	$0	$3	$38	$0	$44	$50	$450	$0	$50	$100	$200	$400
Pavilions w/o kitchen and bandstand	$0	$3	$31	$0	$38	$63	$94	$0	$0	$50	$100	$300
Meeting Rooms w/o air conditioning	$0	$3	$13	$0	$25	$100	$138	$0	$100	$150	$200	$400

ACCOUNT	REVENUE SOURCE	FEE, RATE, ASSESSMENT OR TAX	HRS	COUNTY CODE	ORDINANCE

DEPARTMENT OF PARKS AND RECREATION
GENERAL FUND (Cont.)

	Fee by Permit							Custodial Deposit by Permit				
				Special Events							Special Events	
				Department sponsored***								
	Government	Community Class	General Use*	Event w/o Revenue	Event w/ Revenue	Non-Profit/ Political Fundraiser	Commercial**	Government	Department sponsored*** Special Events/ Community Class	General Use	Non-Profit/ Political Fundraiser	Commercial
Meeting Rooms w/air conditioning	$0	$5	$25	$0	$38	$119	$163	$0	$35	$50	$100	$275
Ball Fields	$0	$3	$6	$0	$13	$63	$438	$0	$50	$100	$100	$400
w/lights (add'l flat charge 6-10 p.m.)	$0	$3	$13	$0	$25	$63	$125					
Wrestling Room	$0	$3	$31	$0	$38	$113	$156	$0	$75	$100	$200	$400
Any park premises or recreational facilities not otherwise described in this table	$0	$3	$6	$0	$13	$188	$500	$0	$50	$50	$100	$300
w/lights (add'l flat charge 6-10 p.m.)	$0	$6	$13	$0	$19	$63	$125					

	Fee by Permit					Custodial Deposit by Permit				
			Special Events					Special Events		
	Government	General Use *	Department sponsored***	Non-Profit/County co-sponsored/ Political Fundraiser	Commercial	Government	General Use*	Department sponsored***	Non-Profit/ County co-sponsored/ Political Fundraiser	Commercial
Small Equipment										
Stage Platforms (each)	$0	$13	$0	$19	$38	$0	$15	$0	$15	$30
Bleachers (each)	$0	$31	$0	$44	$88	$0	$25	$0	$35	$70
Picnic Tables (each)	$0	$13	$0	$19	$31	$0	$15	$0	$15	$25
Portable Equipment w/o utilities	$0	$13	$19	$38	$113	$0	$25	$50	$100	$200
Portable Equipment w/utilities	$0	$31	$38	$75	$250	$0	$50	$75	$150	$300
Large Equipment										
Mobile Bleachers (each)	$0	n/a	$219	$313	$625	$0	n/a	$250	$500	$1,000
Showmobile Stage	$0	n/a	$313	$625	$1,250	$0	n/a	$500	$1,000	$2,000
Portable Restroom	$0	n/a	$313	$625	$1,250	$0	n/a	$500	$1,000	$2,000

*For General Use Permits, there shall be no charge for the use of parks or recreational facilities by senior citizen organizations, adult-supervised youth leagues, or persons with disabilities organizations. Partnership Leagues shall pay an annual custodial and key deposit of $500.
*For Swimming Pools (up to two lanes) – General Use Permit, if 50 percent of all swimmers in the group are from the youth, senior, or disabled persons category, the fee shall be 50 percent of the two-lane rate.
**For Special Event – Commercial Fees: Fees shown or 15% of gross receipts, whichever is greater.
***For Department sponsored events that are primarily sponsored by the department, there shall not be any fees or deposits assessed.

Fee – Use of Park Facilities	"Government Permit" means a permit issued under Chapter 13.04A for an event or activity organized and conducted by the County, or another governmental unit, for which no revenue may be generated. "Community Class Permit" means lessons, instruction or classes offered to the general public and conducted by an instructor approved by the department. Class participation charges or fees are allowed within the limits established by the department. In accordance with the community class program policies and procedures, facility fees are assessed per class. A class shall not exceed two hours. Temporary refreshments are prohibited. "General Use Permit" means a permit issued under Chapter 13.04A for an event or activity for which dues, registration fees, or participation fees may not be assessed, or donations accepted; except that the term includes a permit issued under this chapter for which a youth league, ADA organization, or senior citizen organization may assess fess to offset operating expenses. "Special Events Permit" means a permit for events, activities, fundraising activities, political fundraisers, or tournaments, determined to require a permit, but which do not meet other permit requirements.	13.04A.030

ACCOUNT	REVENUE SOURCE	FEE, RATE, ASSESSMENT OR TAX	HRS	COUNTY CODE	ORDINANCE
		DEPARTMENT OF PARKS AND RECREATION GENERAL FUND (Cont.)			
		"Department sponsored" means functions, activities, programs, or events solely sponsored by the department. "Visiting swim team" means a swim team not from the County.			
	Visiting Swimming Teams	Deposit to reserve the pool, with a 90-day cancellation notice .....$500 Daily fee .....$6 per swimmer			
	Lanai Community Kitchen	Hourly Fee to reserve the facility (3-hour minimum)..... $25/hr Custodial Deposit Fee (per rental) ..... $200 Key Deposit (per rental) $50			
	Maui Invitational Basketball Tournament	The Annual License Fee for each License Period from 2021 through 2025 shall be calculated as the sum of the fees by permit for the specific facilities identified in the contract adopted through Resolution 19-128, as such fees by permit are set forth in the Schedule of Fees and Deposits (hereafter "Schedule") as enacted by the Maui County Council for Fiscal Year 2021. Thereafter, the Annual License Fees shall not increase for any License Period through the end of Fiscal year 2025 notwithstanding any increases in the applicable fees by permit in any applicable Schedule, provided, however, the Annual License Fee shall be reduced to reflect any net decrease in applicable fees by permit for any License Period through Fiscal Year 2025.		License Agreement between County and KemperLesnik Communications, Inc. (expires12/31/30)	Reso. 19-128
3402	Maui Fair Alliance	User Fee…… .....$2,000 per year Security Deposit……. .....$2,000 per year Equipment Rental.....$2,000 per year		License Agreement between County and Maui Fair Alliance (expires 12/31/2024)	
3537	Adult Recreational/Leagues	Team Charge per Team per Game per Sport Softball…….…….$20 Basketball…….…….$25 Volleyball…….…….$10 Kickball…….…….$20 Baseball…….……...……..$55 Other Sports/Activities……..$20 Recreation program and special events conducted by the department may assess registration, and/or participant fees as necessary to conduct the event, activity or program.			
3453	PALS Program	The fee shall be as follows: Participating PALS children that qualify for the Department of Education's free or reduced lunch program may be eligible for a discounted fee. Discounts shall be verified by the PALS program to be deemed eligible for that current program year. Summer Session First Child.....$160 First Child (reduced lunch)……$112 First Child (free lunch)……$64 Discounts shall be offered for more than one sibling participating simultaneously in the program as follows: Second Child .....$120 Second Child (reduced lunch)……$84 Second Child (free lunch)……$48 Third Child (or more).....$80 per child Third Child (or more) (reduced lunch)……$56 per child Third Child (or more)(free lunch)……..$32 per child Winter Session First Child…….$40 First Child (reduced lunch)……...$28 First Child (free lunch)…….$16			

ACCOUNT	REVENUE SOURCE	FEE, RATE, ASSESSMENT OR TAX	HRS	COUNTY CODE	ORDINANCE
		DEPARTMENT OF PARKS AND RECREATION **GENERAL FUND (Cont.)**			
		Discounts shall be offered for more than one sibling participating simultaneously in the program as follows: Second Child...……$30 Second Child (reduced lunch)……$21 Second Child (free lunch)……..$12 Third Child (or more)…..……$20 per child Third Child (or more) reduced lunch……..$14 per child Third Child (or more) (free lunch)……$8 per child			
	CHARGES FOR CURRENT SERVICES:				
3460	Playing Fees - Green Fees - Golf	Rates - weekdays: **Daily** Residents with Resident Card……...$16 Military…….....$24 Retirees with Resident Card…….….....$11 Non-Maui County Hawaii Residents with Hawaii Driver License or Hawaii State Identification Card….…….....……...$28 Non-Resident …….…..... $55 Students (no twilight) of State of Hawaii through age 19...$2 Twilight Rate…….….....…….…....Half of Daily Rate Rates - weekends and holidays: **Daily** Residents with Resident Card….....$23 Military…….….….....$29 Retirees with Resident Card……..…….....….....$15 Non-Maui County Hawaii Residents with Hawaii Driver License or Hawaii State Identification Card…….....…….…$35 Non-Residents…….....……..… $67 Students (no twilight) of State of Hawaii through age 19...$3 Twilight Rate…….….....…….…....Half of Daily Rate The nine-hole rate and twilight rate are one-half the daily rate, except for students of the State of Hawaii through age 18, who shall be charged the daily rate. Fee Exemptions: Professional golfers and other golf officials who are bona fide members of the Professional Golfer's Association or Golf Course Superintendent's Association shall be exempt from paying any playing or tournament fees. Rates - monthly: Students of State of Hawaii through age 19……..……..$10 Club No Show Fee (unused pre-booked blocked time).....$11/person Tournament Fee.....$20/person Replacement Maui County Resident Card Fee $5		13.16.030 13.16.035 13.16.015 13.16.032 13.16.037	
	MISCELLANEOUS: Park Assessment	The director of parks and recreation shall require each subdivider, as a condition of approval of a subdivision, to: 1. Provide land in perpetuity or dedicate land for park and playground purposes; or 2. Pay the County a sum of money; or 3. Provide an improvement to a park in the community plan area; or 4. Provide an equivalent combination thereof, pursuant to subsection C of Section 18.16.320, Maui County Code.		18.16.320	

ACCOUNT	REVENUE SOURCE	FEE, RATE, ASSESSMENT OR TAX	HRS	COUNTY CODE	ORDINANCE
		DEPARTMENT OF PARKS AND RECREATION **SPECIAL REVENUE AND TRUST AND AGENCY FUNDS (Cont.)** The land provided or dedicated shall have an area of five hundred square feet for each lot or unit, in excess of three, resulting from the subdivision; provided, for residential workforce lots or units within a subdivision, the land area shall be 250 square feet for each lot or unit. In lieu of providing land in perpetuity or dedicating land, the director of parks and recreation shall require the subdivider to: 1. Pay to the County a sum of money equal to the number of square feet that would have been required by Section 18.16.320.B.2.c multiplied by the average of the following values, determined at subdivision approval, in accordance with the most recent certified assessment for real property tax purposes in the respective community plan area where the subdivision is located: a. The average value per square foot of lands classified as residential; and b. The average value per square foot of lands classified as apartment. 2. Combine the payment of money with land to be provided or dedicated, on the basis of five hundred square feet per each lot or unit, in excess of three, resulting from the subdivision; provided, for residential workforce lots or units within a subdivision, the land area shall be 250 square feet for each lot or unit; or 3. Provide improvement to parks and playgrounds in the community plan area where the subdivision is located. The value of such improvements shall be at least equal to the sum of money required to be paid pursuant to this section. The estimate for the cost of the improvements provided shall be based upon cost estimates certified by an engineer licensed to practice in the State of Hawaii. For subdivisions which qualify as affordable housing or residential workforce housing projects, this park assessment fee shall be deferred for either one year from the date of final subdivision approval or until 50% of the dwelling units of the affordable housing project are sold or rented, whichever occurs first.			
	Permits: Commercial Ocean Recreational Activity	Application Fee .....$100 processing fee, non-refundable if permits are denied CORA Permit Fee .....$1,000 per permit per park per activity, annually, for the first two permits issued per business or entity. Each permit thereafter shall be $500 per permit per park per activity.		13.04A.310	
	Fees – Maui Interscholastic League	All fees paid for Hawaii high school athletic events shall be deposited to the Maui Interscholastic League Fees Fund.		3.39.030	

ACCOUNT	REVENUE SOURCE	FEE, RATE, ASSESSMENT OR TAX	HRS	COUNTY CODE	ORDINANCE

DEPARTMENT OF PLANNING
GENERAL FUND

CHARGES FOR CURRENT SERVICES:

Fees - Department of Planning	**Table A - Fee Schedule (Public Hearing Required)**		
	Geothermal Development Permit Maui Planning Commission Rules of Practice and Procedures 12-201-102 (a)		
	Change of Zoning		19.510.010
	Conditional Permit		19.40.030
	Community Plan Amendment		2.80B.110
	State Land Use District Boundary Amendment		19.68.020
	Project District Zoning		19.45.040
	BVA Variance and Appeals Variances - BVA Rules 12-801-69 Appeals - BVA Rules 12-801-82		
	County Special Use Permit		19.510.010
	Special Permit within State Land Use Agricultural and Rural Districts	205-6(a)	
	Project Master Plan Review		19.510.010
	Shoreline Setback Variances Maui Shoreline Setback Rules 12-203-14(a)(1) Molokai Shoreline Setback Rules 12-304-12(a)(1) Lanai Shoreline Setback Rules 12-403-18(a)(1)		
	Environmental Assessments (non-exempt)		
	Special Management Area (SMA) Permits (non-exempt) Maui SMA Rules 12-202-15(a)(3) Molokai SMA Rules 12-302-15(a)(3) Lanai SMA Rules 12-403-15(a)(3)		
	Nondecennial General Plan Amendment		2.80B.060

Total Valuation	**Fee Per Application (unless otherwise stated and subject to exceptions below)**
$0 to $125,000	$687.50
$125,001 to $500,000	$687.50 for the first $125,001, plus $13.75 for each additional $5,000 or fraction thereof, to and including $500,000
Additional review required by changes, additions, revisions, time extensions or renewals:	$206.25
$500,001 to $1,000,000	$1,712.50 for the first $500,001, plus $13.25 for each additional $5,000 or fraction thereof, to and including $1,000,000
Additional review required by changes, additions, revisions, time extensions or renewal:	$343.75

ACCOUNT	REVENUE SOURCE	FEE, RATE, ASSESSMENT OR TAX	HRS	COUNTY CODE	ORDINANCE

DEPARTMENT OF PLANNING
GENERAL FUND (Cont.)

$1,000,001 and up ..... $3,093.75 for the first $1,000,001, plus $13.75 for each additional $5,000 or fraction thereof, to a maximum of $4,950

Additional review required by changes, additions, revisions, time extensions or renewals:.....$687.50
Additional public hearing notice:.....$687.50

Table B - Fee Schedule (No Public Hearing Required)

All other permits or reviews for which no public hearing is required, unless otherwise specified herein (such as Special Management Area Assessments for Exemptions, Minor Permits, Emergency Permits*, Flood Development, Farm Plans, Landscaping Approval, and Comprehensive Signage Plans)…….$206.25

Business – Country Town Design Appeal…….$206.25 — 19.510.130

Additional review required by changes, additions, or revisions $206.25

*Maui SMA Rules 12-202-12(c)(2)(m), Molokai SMA Rules 12-302-12(c)(2)(L), Maui County Code 19.36A.070, 16.13.160(B)(1)(g)

Bed and Breakfast Permits — 19.64.040(A)

1. New Permit:
   Application Fee $500
   If Public Hearing Required ..... Additional $687.50
   If B&B Permit approved for:
   1 year .....No Additional Charge
   2 years..... Additional $250
   3 years..... Additional $500

2. Renewal:
   Application Fee $375
   If B&B Extension approved for:
   1 year .....No Additional Charge
   2 years..... Additional $250
   3 years..... Additional $500
   4 years..... Additional $750
   5 years ……Additional $1,000

Short-Term Rental Home Permit — 19.65.050(A)

1. New Permit:
   Application Fee $812.50
   If Public Hearing Required ..... Additional $687.50
   If Permit approved for:
   1 year .....No Additional Charge
   2 years..... Additional $250
   3 years..... Additional $500

2. Renewal:
   Application Fee $375
   If Extension approved for:
   1 year .....No Additional Charge
   2 years..... Additional $250
   3 years..... Additional $500
   4 years..... Additional $750
   5 years..... Additional $1,000

3. After-the-Fact Short-Term Rental Home Permit — 19.65.080
   Application Fee…….$1,850 — (E)(1)(d)

ACCOUNT	REVENUE SOURCE	FEE, RATE, ASSESSMENT OR TAX	HRS	COUNTY CODE	ORDINANCE

DEPARTMENT OF PLANNING
GENERAL FUND (Cont.)

Other Permits and Approvals:

Building Permit Review Fees Initial Review……..No Charge Review of First Resubmittal……..$312.50 Review of Second Resubmittal…..……$625 Review of Additional Resubmittal …….....$1,250 each		19.04.050
Sign Variances	$687.50	16.13.170(B)
Other Sign Permits	$68.75	16.13.160(B)(1)(g)
Other Promotional Signs	$31.25	16.13.160(A)(3)
Parking Approvals (Non-Administrative)	$137.50	19.510.010(B)
Parking Approvals (Administrative)	$68.75	19.510.010(B)
Historic District Commission Applications	$137.50	19.510.010(B)
Historic District Administrative Applications	$68.75	19.510.010(B)
Historic District Signs.	$68.75	19.510.010(B)
Historic District Banners	$31.25	19.510.010(B)
Planned Development	$137.50	19.510.010(B)
Maui Redevelopment Agency Approval	$137.50	19.510.010(B)
Existing Permit Review, Time Extension, etc	$137.50	19.510.010(B)

EXCEPTIONS TO FEES

After-the-fact permit and assessment fees:
Minimum fee of $1,000, in addition to other applicable application fees, plus up to 50% of project valuation as determined by the planning director.

Government Fees:
Filing fees for development or permit applications filed by or on behalf of any County agency may be waived by the planning director; County agencies shall pay for the direct costs of public notices for applications that require a public hearing.

Affordable Housing:
Projects built and offered for sale or rental in accordance with Chapter 2.96, Maui County Code, shall be exempt from the fees set forth in Table A and Table B by the percentage of fee waived per the percentage of affordable housing units above those required by Chapter 2.96, Maui County Code.

Other Fees (not subject to exceptions above):

1. Special Management Area Appeal of Director's Decision..... $687.50

Maui SMA Rules 12-202-30
Molokai SMA Rules 12-302-26(a)

ACCOUNT	REVENUE SOURCE	FEE, RATE, ASSESSMENT OR TAX	HRS	COUNTY CODE	ORDINANCE
		DEPARTMENT OF PLANNING **GENERAL FUND (Cont.)**			
		2. Shoreline Setback Appeal ..... $312.50 Maui Shoreline Setback Rules 12-203-22 Lanai Shoreline Setback Rules 12-403-24(2)(a)			
		3. Adoption, Amendment or Repeal of Planning Commission Rules and Regulations.....$312.50 Maui Planning Commission Rules of Practice and Procedures 12-201-92(c)(1)(D) Molokai Planning Commission Rules of Practice and Procedures 12-301-63(c)(1)(D) Lanai Planning Commission Rules of Practice and Procedures 12-401-92(c)(1)(D)			
		4. Petition to Intervene .....$312.50 Maui Planning Commission Rules of Practice and Procedures 12-201-40(b)			
		DEPARTMENT OF POLICE **GENERAL FUND**			
	USE OF MONEY & PROPERTY:				
3612	Rental - Public Bldgs. and Rooms	Police Cottages: For those officers permanently assigned to certain districts, the lesser of the fair market value rent or the following rent shall apply: Lanai ..... 2 cottages at $200 per month per cottage Molokai..... 2 cottages at $200 per month per cottage Hana .....1 cottage at $200 per month per cottage		3.40.180.B (SHOPO Memorandum of Understanding)	
	CHARGES FOR CURRENT SERVICES:				
3427	Fees - Permit to Carry Firearms	Renewable with an expiration of one year from the date of issue…….$10	134-9		
		DEPARTMENT OF POLICE **SPECIAL REVENUE/TRUST AND AGENCY FUND**			
	MISCELLANEOUS:				
	Fees – Alarms System Registration	**Residential** **Business** Registration…….$25…….$50 Renewal (every 2 years)…….$25…….$50 Failure to Register……..$50……..……$100		8.34.021 8.34.022	
	Service Charge – False Alarms Response	**Residential** **Business** First Response……..No Charge..…No Charge Second*……..……...$25……$50 Third*…….....$50……..…$100 All subsequent*……...$50……...…$150 (*within a twelve-month period)		8.34.030	

ACCOUNT	REVENUE SOURCE	FEE, RATE, ASSESSMENT OR TAX	HRS	COUNTY CODE	ORDINANCE

DEPARTMENT OF PUBLIC WORKS
GENERAL FUND

LICENSES & PERMITS:

3240 Fees: Building & Construction Permits — 16.26B.108.2

Valuation:	Permit Fees:
$1 to $500	$30
$501 to $2,000	$30 for the first $500 plus $3 for each additional $100 or fraction thereof, to and including $2,000
$2,001 to $25,000	$75 for the first $2,000 plus $10 for each additional $1,000 or fraction thereof, to and including $25,000
$25,001 to $50,000	$305 for the first $25,000 plus $9 for each additional $1,000 or fraction thereof, to and including $50,000
$50,001 to $100,000	$530 for the first $50,000 plus $7 for each additional $1,000 or fraction thereof, to and including $100,000
$100,001 to $500,000	$880 for the first $100,000 plus $5 for each additional $1,000 or fraction thereof, to and including $500,000
$500,001 to $1,000,000	$2,880 for the first $500,000 plus $6 for each additional $1,000 or fraction thereof, to and including $1,000,000
$1,000,001 and up	$5,880 for the first $1,000,000 plus $7 for each additional $1,000 or fraction thereof

EXCEPTIONS:

1. Affordable housing projects built and offered for sale or rental in accordance with Chapter 2.86, Maui County Code, shall be assessed fifty percent of the building permit fee set forth in this annual budget ordinance.

2. All units in a residential development in which one hundred percent of the units qualify as residential workforce housing units, as defined in section 2.96.020, Maui County Code, shall be exempt from the fee.

3. A residential workforce housing unit, as defined in section 2.96.020, Maui County Code, shall be assessed fifty percent of the fee.

4. No fee shall be charged for County projects and projects that are funded in whole or in part by the County.

5. Pursuant to Resolution No. 16-155 relating to designation of the island of Molokai as an enterprise zone, when permits are required for projects located on the island of Molokai, no fee shall be charged for such permits for projects valued at $200,000 or less. This fee waiver shall be applied only once per structure.

The fee for a new permit reissued for an expired permit shall be one-half of the original permit fee, provided no changes have been made or will be made in the original plans, and the expiration has not exceeded two years. The full permit fee shall be paid to renew a permit after two years. — 16.26B.105.5

ACCOUNT	REVENUE SOURCE	FEE, RATE, ASSESSMENT OR TAX	HRS	COUNTY CODE	ORDINANCE
		DEPARTMENT OF PUBLIC WORKS **GENERAL FUND (Cont.)**			
		To renew a permit, the permittee shall pay a new permit fee, including any additional fees under Section 16.26B.108.2.			
		When work for which a permit is required by the Building Code is started or proceeded with before obtaining a permit, the fees as set forth in this annual budget ordinance shall be doubled or increased by an additional amount of $575, whichever is greater.		16.26B.108.4	
		If requested in writing by the permittee, the building official may authorize refunding 50% of the permit fee paid when no work has been done under an unexpired permit. The building official shall not authorize refunding of any fee paid if any work covered by the permit has been initiated. For permit fee refund purposes, work includes any earthwork which utilized the exemption contained in Chapter 20.08, Maui County Code.		16.26B.108.6	
		Other inspections and fees:			
		Inspections outside of normal business hours or for miscellaneous inspections (see exceptions below) for which no fee is specifically indicated (minimum charge shall be equal to the minimum number of hours required by accepted collective bargaining units).....$34 per hour* with 2 hour minimum		16.26B.109.3.7.1	
		Reinspection fees assessed under provisions of Section 109.7 (minimum charge shall be equal to the minimum number of hours required by accepted collective bargaining units).....$34 per hour*		16.26B.109.7	
		*Or the total hourly cost to the jurisdiction, whichever is the greatest. This cost shall include supervision, overhead, equipment, hourly wages, and fringe benefits of the employees involved.			
		EXCEPTIONS: 1. Exemption for adult residential care homes. Where inspections are required pursuant to Chapter 100 of the Hawaii Administrative Rules of the State Department of Health, no fee shall be charged for such miscellaneous inspections. 2. Exemption for licensing of day care centers. Where inspections for day care centers are required pursuant to the rules governing licensing of group day care centers and group day care homes of the State Department of Social Services and Housing, no fee shall be charged for such miscellaneous inspections.		16.26B.109.3.7.1	
		Certificate of Occupancy Issuance Fee $50		16.26B.110.2	
	Fees: Electrical Permits	1) Issuing or Transferring Permits.			
		A fee as set forth herein shall be paid to the County prior to the issuance of any electrical permit.		16.18B.107-1	
		Issuing permits..... $23 each			
		The transferee shall pay a fee for the transfer of the permit, as set forth herein.		16.18B.104-13	
		Transferring permits ..... $23 each			

ACCOUNT	REVENUE SOURCE	FEE, RATE, ASSESSMENT OR TAX	HRS	COUNTY CODE	ORDINANCE

DEPARTMENT OF PUBLIC WORKS
GENERAL FUND (Cont.)

2) Service Installations (all occupancies).

For required size of service equipment for single-phase construction:

Not over 100 amperes.....$17
Over 100 but not over 200 amperes.....$23
Over 200 but not over 400 amperes.....$35
Over 400 amperes $46

For required size of service equipment of three-phase construction:

Not over 100 amperes.....$23
Over 100 but not over 200 amperes.....$35
Over 200 but not over 400 amperes.....$46
Over 400 but not over 800 amperes.....$58
Over 800 but not over 1200 amperes $69
Over 1200 amperes $92

3) For each privately owned (non-utility) meter installation (including meter socket) $58

4) Feeder circuits, single or three phase for required size of feeder conductors, with overcurrent protection:

Not over 100 amperes.....$23
Over 100 but not over 200 amperes.....$29
Over 200 but not over 400 amperes.....$35
Over 400 but not over 800 amperes.....$46
Over 800 but not over 1200 amperes $58
Over 1200 amperes $69

5) Generators, Capacitors, Reactors, and Transformers.

A fee shall be based on the KVA rating of the equipment to be installed:

Not over 5 KVA.....$23
Over 5 KVA but not over 15 KVA.....$35
Over 15 KVA but not over 50 KVA.....$69
Over 50 KVA but not over 100 KVA $92
Over 100 KVA..... $115

6) Wiring circuits in or about new commercial and industrial buildings, including hotels, apartment houses and agricultural buildings.

For each branch circuit for general lighting and receptacle outlets, including any existing branch circuits which are altered or have additional lighting fixtures or receptacles added to them…..... $12

For relocating an existing panel board or other type of electrical distribution equipment, including extending and reconnecting existing branch circuit..... $58

For each street or parking lot lighting standard or pole luminaire, including the lighting circuit wiring $23

ACCOUNT	REVENUE SOURCE	FEE, RATE, ASSESSMENT OR TAX	HRS	COUNTY CODE	ORDINANCE

DEPARTMENT OF PUBLIC WORKS
GENERAL FUND (Cont.)

For each fixed motor, including motor driven air conditioning refrigeration equipment, the fee shall be based on the horsepower rating of the motors to be installed:

Not over 1 HP $12
Over 1 HP but not over 3 HP.....$17
Over 3 HP but not over 8 HP.....$23
Over 8 HP but not over 15 HP.....$29
Over 15 HP but not over 50 HP.....$35
Over 50 HP but not over 100 HP.....$58
Over 100 HP $115

For each window air-conditioning unit, including the branch circuit wiring and receptacle outlet …….....$12

For control wiring for new air-conditioning and refrigeration equipment, per each compressor unit or chiller..... $23

For each additional thermostat control, fan shut down or interlock control device or air volume control device on an existing air conditioning system..... $6

For each commercial electric cooking appliance, a fee shall be based on the Kilowatt (KW) rating of the equipment to be installed:

Not over 12 KW.....$23
Over 12 KW.....$35

For each renewable energy technology electrical system…….....$230

For each solar water heater system or heat pump system, including the circuit wiring, controller, disconnect switches, pumps and control wiring $115

For each new fire or burglar alarm system, including wiring for fire alarm initiation or detection devices or fire extinguishing systems $115

For each additional fire or burglar alarm initiation or detection device or visual or audible alarm device on an existing system… $6

For each kitchen exhaust hood fire extinguishing system..... $23

For each electrically controlled irrigation or landscape water system..... $69

For each landscape lighting system, including the circuit wiring, low-voltage transformers, lighting fixtures and time clock or photo-electric controls..... $69

For each miscellaneous low-voltage control wiring system such as central vacuum systems, lighting control systems and other types of control wiring systems not included above..... $46

For any other type of circuits and outlets $12

ACCOUNT	REVENUE SOURCE	FEE, RATE, ASSESSMENT OR TAX	HRS	COUNTY CODE	ORDINANCE

DEPARTMENT OF PUBLIC WORKS
GENERAL FUND (Cont.)

Heaters:

For each commercial type water heater (requiring three-phase power connections, such as booster heaters), including the circuit wiring $46

For each residential type water heater (requiring single-phase power connections), including circuit wiring $23

For each air and/or space heater, including the circuit wiring $23

For each electric kiln, furnace, heat treating or paint baking equipment, including the circuit wiring $23

For each strip heater, reheat coil or heat trace heater for humidity or frost control $23

Dryers:

For each commercial type laundry dryer (requiring three-phase power connections), the fee shall be $10 plus any additional charge for the driving motor according to horsepower (HP) as set forth in the schedule under Motors.

For each residential type laundry dryer, including the circuit wiring $23

Electric Signs and Outline Lighting Systems:

For the fabrication and mounting of a new sign or decorative outline system, including ballasts, transformers and electronic power supplies $29

Portable or Mobile Electric Signs:

No fee shall be required for portable or mobile electric signs when the outlet and circuit to which it is attached has been installed under a valid permit.

Permanent Decorative Lighting, Etc.:

Decorative lighting and footlights, borders and strips where 100 or less lamps are installed $46

Additional 50 sockets or fraction thereof $12

Prefabricated trailers used for commercial purposes (non-residential):

For each prefabricated trailer, a flat fee shall be charged for the manufacturer's installation of branch circuits, appliances and motor loads $115

ACCOUNT	REVENUE SOURCE	FEE, RATE, ASSESSMENT OR TAX	HRS	COUNTY CODE	ORDINANCE

DEPARTMENT OF PUBLIC WORKS
GENERAL FUND (Cont.)

7) Wiring circuits in or about single-family dwellings, including residential garage structures:

For new dwellings and residential garage structures, lighting circuits, receptacle circuits and appliance circuits including residential type ranges and ovens, clothes dryers, electric water heaters, dishwashers and motor loads including bathroom exhaust fans and ceiling fans, garbage disposals, range hoods and garage door openers, residential smoke detectors, and doorbell transformers and wiring, a fee shall be based on the square footage of the structure floor Area…….....……..$0.23 per square foot

Renovations, Repairs, Additions or Alterations to single-family dwellings and owner-occupied dwelling units in multi-family dwellings, townhouses, and apartment houses:

For renovations or additions to dwelling units, a fee shall be based on the equipment to be installed.

For each lighting fixture, switch or receptacle outlet..... $6

For each relocated load center, panel board or similar distribution equipment, including extending and reconnecting existing branch circuits..... $46

For each garbage disposal, range hood, dishwasher, trash compactor, exhaust fan, ceiling fan, garage door opener with controls and other motorized residential appliance or equipment $12

For each window air-conditioning unit, including the branch circuit wiring and receptacle outlet..... $12

For each fixed motor, including motor driven air conditioning equipment (other than window air-conditioning units), a fee shall be based on the horsepower rating of the motors to be installed. See fixed motors under (6)

For control wiring for air-conditioning equipment, per each compressor unit $23

For each residential type electric range, built-in countertop range or built-in oven $12

For each residential type water heater (requiring single-phase power connections) $12

For each residential type laundry dryer, including the circuit wiring..... $12

For each air or space heater $12

For each fire or burglar alarm system, including wiring for fire alarm initiation or detection devices, per dwelling unit $46

For each additional fire alarm initiation or detection device or visual or audible alarm device on an existing system..... $6

For each electrically controlled irrigation or landscape water system..... $46

ACCOUNT	REVENUE SOURCE	FEE, RATE, ASSESSMENT OR TAX	HRS	COUNTY CODE	ORDINANCE

DEPARTMENT OF PUBLIC WORKS
GENERAL FUND (Cont.)

For each landscape lighting system, including the circuit wiring, low-voltage transformers, lighting fixtures, time clock or photoelectric controls $46

For each residential renewable energy technology electrical system $58

For each residential solar water heater system or heat pump system, including the circuit wiring, controller, disconnect switches, pumps and control wiring $46

For each miscellaneous low-voltage control wiring system such as central vacuum systems, lighting control systems and other types of control wiring systems not included above $46

For any other type of circuits and outlets $12

8) Swimming Pools, Fountains and Similar Installations:

Wiring in or about outdoor commercial swimming pools, hot tubs, spas, fountains and decorative pools:
For each branch circuit for lighting and receptacle outlets $13

Wiring in or about outdoor residential swimming pools, hot tubs, spas, fountains and decorative pools:
For each lighting fixture, switch or receptacle outlet $6

For each pump motor (commercial and residential), a fee shall be based on the motor horsepower rating. See fixed motors under (6).

Pool Heaters (commercial and residential):

For each large pool heater requiring three-phase power connections $48

For each pool heater requiring single phase power connections $24

9) Miscellaneous: Electrical

For each surge arrester and similar protective device for limiting surge voltage $23

For each transfer switch (double throw) $46

For each card reader terminal $23

For each fuel tank monitoring system, including the all control wiring for sensors and probes $46

For each electrical gate operator or door latch control system, including all gate operator motors control wiring and devices $58

For each call station system $58

For each video monitoring system $46

For each shunt trip control circuit $12

ACCOUNT	REVENUE SOURCE	FEE, RATE, ASSESSMENT OR TAX	HRS	COUNTY CODE	ORDINANCE

DEPARTMENT OF PUBLIC WORKS
GENERAL FUND (Cont.)

For each motion picture projection machine using 35mm or larger film $69

Each X-ray machine, dental chair, electric organ, electric welder, and similar type outlets $35

For electrically charged fences for agricultural purposes..... $58

For empty raceway installation, a fee of $23 shall be charged for each two hundred lineal feet of raceway or any fraction thereof. This fee shall be charged only when circuit wiring is excluded.

Refund of fees. 16.18B.104-16

If requested in writing by the permittee, the director may refund fifty percent of the paid cancelled permit fee when no work has commenced and the permit has not expired as prescribed in Section 16.18B.104-11. The director shall not refund any fee if any work under the permit has been initiated, if the permit is expired, or if the permit has been revoked.

Work without a permit. 16.18B.107-2

When work for which a permit is required by the Electrical Code has commenced without a permit, the fees specified herein shall be doubled or increased by an additional amount of $575, whichever is greater

Installation energized without inspection approval. 16.18B.107-2

When electrical power has been supplied to any installation prior to required inspection approval(s), the director shall collect a fee of $200 as set forth herein, prior to granting authorization to energize.

Wiring concealed without inspection approval. 16.18B.107-2

When electrical wiring has been concealed in any installation without required inspection approval(s), the director shall collect a fee of $200 as set forth herein, prior to accepting a certification and hold harmless agreement for such concealed wiring, pursuant to Section 16.18B.104-17(d) of the Electrical Code.

Emergency reconstruction of single family dwellings and accessory structures: 16.26B.105.2.1

Fees for emergency reconstruction electrical work associated with building permits issued under Section 16.26B.105.2.1, Maui County Code, shall be $100 per structure. This provision shall apply only to permits issued pursuant to Section 16.26B.105.2.1, Maui County Code, for work within a County disaster area.

ACCOUNT	REVENUE SOURCE	FEE, RATE, ASSESSMENT OR TAX	HRS	COUNTY CODE	ORDINANCE
		DEPARTMENT OF PUBLIC WORKS **GENERAL FUND (Cont.)**			
		Other fees:			
		Re-Inspections:		16.18B.107-3	
		When more than one inspection is required to re-check electrical work that does not comply with the Electrical Code, the permittee shall pay a fee of $57, as set forth herein, for each inspection, prior to the inspection.			
		Miscellaneous inspections:		16.18B.107-3	
		For the inspection of an electrical installation not specified in the Electrical Code, the person requesting the inspection shall pay the County $34 for each hour, or increment thereof, for inspection. All miscellaneous inspections shall be charged a minimum of two hours for an inspection.			
		Unscheduled inspections outside normal business hours, or at distant locations:		16.18B.107-3	
		The permittee shall reimburse the County for any additional cost incurred by the County to perform the requested inspection. Such reimbursement may include, but not be limited to: employee overtime pay; air fare on a scheduled airline; travel per diem; meal allowance; automobile rental; employee fringe benefits; and administrative cost.			
		EXEMPTIONS:		16.18B.107-1	
		1. Exemption for County Projects.			
		No fee shall be charged for County projects and any projects that are funded in whole or part by the County, provided that the director responsible for the release of the County funds shall certify that the project qualifies for this exemption.			
		2. Exemption for residential workforce housing units.		16.18B.107-1	
		All units in a residential development in which one hundred percent of the units qualify as residential workforce housing units, as defined in Section 2.96.020, Maui County Code, shall be exempt from the permit fee.			
		3. Exemption for residential workforce housing units.		16.18B.107-1	
		A residential workforce housing unit, as defined in Section 2.96.020, Maui County Code, shall be assessed fifty percent of the permit fee.			
		4. Exemption for adult residential care homes.		16.18B.107-3	
		When an inspection is required pursuant to Chapter 11-100.1, Hawaii Administrative Rules, as amended, no fee shall be charged for an inspection.			
		5. Exemption for licensing of day care centers.		16.18B.107-3	
		When inspection for day care centers is required pursuant to Chapter 17-1424, Hawaii Administrative Rules, as amended, no fee shall be charged for inspection.			
3242	Fees: Plumbing Permits	Issuing Permits		16.20B.103.3 16.20B.103.4	
		A fee as set forth herein shall be paid to the County prior to the issuance of any plumbing permit.			
		Issuing Permits – Residential ..... $23 Issuing Permits – Non-Residential $69			
		Transferring Permits – Residential ..... $23 Transferring Permits – Non-Residential $69		16.20B.103.3.2	

ACCOUNT	REVENUE SOURCE	FEE, RATE, ASSESSMENT OR TAX	HRS	COUNTY CODE	ORDINANCE

DEPARTMENT OF PUBLIC WORKS
GENERAL FUND (Cont.)

In addition:

Each fixture, which includes the following: $18

Water closet, basin/lavatory, bath tub, shower, laundry tray, floor drain, washing machine, kitchen sink, dishwasher, garbage disposal, sink & tray compartment, wash sink, floor sink, service sink, bar sink, coffee urn, urinal, drinking fountain, bidet, grease trap/interceptor, service sump, slop hopper, sitz bath, dental cuspidor, foot therapy, dirt catcher, swimming pool/spa, sump/ejector, bed pan sterilizer, steam table, water feature, ice machine/maker, soda fountain, heat pump, electric water heater, solar water heater, vacuum breakers or backflow device, roof drain.

For each bldg., sewer to lateral (first 100 ft. of piping) $34

Each additional foot of bldg. sewer to lateral over 100 ft. of piping $2

For each bldg. sewer to cesspool $18

For each gray water system in a public sewered area $57

For each gray water system in a non-sewered area $18

For each bldg. sewer to present sewer $18

For each Sewer main on site (first 100 ft. of piping) $34

For each Water main on site (first 100 ft. of piping) $34

Each additional foot of sewer or water main on site over 100 ft. of piping $2

Each bldg. sewer to preloader and/or including cavitette $18

For each bldg. sewer to septic tank $18

For demolish of plumbing and piping $18

For each lawn sprinkler system on any one valve $34

For repair or alteration of drainage or vent piping $18

For air conditioner condensate discharge $18

For each gas heater and/or vent $18

For each gas appliance which includes the following: $12

Room heater, stove, torch, barbecue, dryer, refrigerator, valve/cock, fireplace, pool heater

For gas piping system (first 100 ft. of piping) $18

For each additional foot of gas piping over 100 ft. of piping ... $1

The fee for a new permit reissued for an expired permit shall be one-half the amount required for a new permit, provided no changes have been made or will be made in the original plans and specifications; and provided further that the suspension or abandonment of work has not exceeded one year. The full permit fee shall be paid to renew a permit after one year. — 16.20B.103.3.4

ACCOUNT	REVENUE SOURCE	FEE, RATE, ASSESSMENT OR TAX	HRS	COUNTY CODE	ORDINANCE
		DEPARTMENT OF PUBLIC WORKS **GENERAL FUND (Cont.)**			
		When work for which a permit is required by the Plumbing Code has commenced without a permit, the fees specified herein shall be doubled or increased by an additional amount of $575, whichever is greater.		16.20B.103.4.2	
		When plumbing work has been concealed in any installation without required inspection approval(s), the director shall collect a fee of $230 as set forth herein, prior to accepting a certification and hold harmless agreement for such concealed plumbing, pursuant to Section 16.20B.103.5.1.5 of the Plumbing Code.		16.20B.103.4.3	
		If requested in writing by the permittee, the director may refund fifty percent of the paid cancelled permit fee when no work has commenced and the permit has not expired as prescribed in Section 16.20B.103.3.4. The director shall not refund any fee if any work under the permit has been initiated, if the permit is expired, or if the permit has been revoked.		16.20B.103.4.4	
		Emergency reconstruction of single family dwellings and accessory structures: Fees for emergency reconstruction plumbing work associated with building permits issued under Section 16.26B.105.2.1, Maui County Code, shall be $115 per structure. This provision shall apply only to permits issued pursuant to Section 16.26B.105.2.1, Maui County Code, for work within a County disaster area.		16.26B.105.2.1	
	Fees: Plumbing Inspections	Consultation/Investigation Fee: Permit applicants who request plumbing inspections to investigate or consult on-site prior to issuance of a permit or during construction of a project shall pay a fee of $69 for each on-site consultation or project specific investigation.			
		Re-inspections: When more than one inspection is required to re-check plumbing work that does not comply with the Plumbing Code, the permittee shall pay a fee of $57, as set forth herein, for each inspection, prior to the inspection.		16.20B.103.5.6	
		Miscellaneous: For the inspection of a plumbing installation not specified in the Plumbing Code, the person requesting the inspection shall pay the County $34 for each hour, or increment thereof, for inspection. All miscellaneous inspections shall be charged a minimum of two hours for an inspection.		16.20B.103.5.5	
		Unscheduled inspections outside normal business hours, or at distant locations: The permittee shall reimburse the County for any additional cost incurred by the County to perform the requested inspections. Such reimbursement may include, but not be limited to: employee overtime pay; airfare on a scheduled airline; travel per diem; meal allowance; automobile rental; employee fringe benefits; and administrative cost.		16.20B.103.5.5	
		EXEMPTIONS: 1. Exemption for County Projects. No fee shall be charged for County projects and any projects that are funded in whole or part by the County provided that the director responsible for the release of the County funds shall certify that the project qualifies for this exemption. 2. Exemption for residential workforce housing units. All units in a residential development in which one hundred percent of the units qualify as residential workforce housing units as defined in Section 2.96.020, Maui County Code, shall be exempt from the permit fee.		16.20B.103.4	

ACCOUNT	REVENUE SOURCE	FEE, RATE, ASSESSMENT OR TAX	HRS	COUNTY CODE	ORDINANCE
		DEPARTMENT OF PUBLIC WORKS **GENERAL FUND (Cont.)**			
		3. Exemption for residential workforce housing units. A residential workforce housing unit, as defined in Section 2.96.020, Maui County Code, shall be assessed fifty percent of the permit fee.			
		4. Exemption for adult residential care homes. Where inspections are required pursuant to chapter 100 of the Hawaii Administrative Rules of the State Department of Health, no fee shall be charged for such miscellaneous inspections.		16.26B.109.3.7.1	
		5. Exemption for licensing of day care centers. Where inspections for day care centers are required pursuant to the rules governing licensing of group day care centers and group day care homes of the State Department of Social Services and Housing, no fee shall be charged for such miscellaneous inspections.			
3243	Fees: Driveway Permits	For construction or repair of residential driveway.....$90		12.08.050	
		For construction or repair of commercial driveway.....$90			
		Inspections outside of normal business hours or for miscellaneous inspections (see exceptions below) for which no fee is specifically indicated..... $30 per hour* with 2 hours minimum			
		*Or the total hourly cost to the jurisdiction, whichever is the greatest. This cost shall include supervision, overhead, equipment, hourly wages and fringe benefits of the employees involved.			
		EXCEPTIONS: 1. No inspection fee shall be assessed in areas where the pavement covers the width of the right-of-way and where the automobile path leading from a garage or house ends on the road right-of-way, if inspection is required during normal working hours. Normal permit fees, however, shall be required.		12.08.050(B)	
		2. No fee for a driveway permit shall be required of any foreign consulate or any governmental subdivision or agency of the county, state, or federal government.		12.08.050(C)	
3244	Fees: Grading Permits	Before issuing a grading permit, the director shall collect a permit fee for grading on the site based on the volume of excavation or fill measured in place, whichever is greater, according to the following schedule:		20.08.090	
		Volume — **Permit Fee** 0-500 cubic yards — $60 per 100 cubic yards or fraction thereof 501-10,000 cubic yards — $300 for the first 500 cubic yards plus $25 for each additional 100 cubic yards or fraction thereof 10,001 cubic yards or more — $2,675 for the first 10,000 cubic yards plus $8 per 100 cubic yards or fraction thereof			
		EXEMPTION: When grubbing and grading is performed by or on behalf of the county, the director shall waive the collection of any grubbing and grading permit fee.		20.08.090	

ACCOUNT	REVENUE SOURCE	FEE, RATE, ASSESSMENT OR TAX	HRS	COUNTY CODE	ORDINANCE
		DEPARTMENT OF PUBLIC WORKS **GENERAL FUND (Cont.)**			
3244	Fees: Grubbing Permits	Before issuing a grubbing permit, the director shall collect a permit fee of $100 for grubbing an area of one acre, and $50 for each additional acre or fraction thereof.		20.08.090	
		EXEMPTION: When grubbing and grading is performed by or on behalf of the county, the director shall waive the collection of any grubbing and grading permit fee.			
3254	Fees: County Highways Permits	(1) Issuing permit ..... $250 each		12.04.025	
		(2) Scope of work fees. The permit fees shall include additional fees based on length of roadway trenching, paving or widening as follows: **Length** **Additional Fee** 1 to 100 lineal feet .....$200 101 to 300 lineal feet .....$400 301 to 1,000 lineal feet ..... .$1,000 1,001 lineal feet and more…….$1 per lineal foot			
		When work for which a permit is required by Chapter 12.04, Maui County Code, is started before obtaining a permit, the fees specified herein shall be doubled or increased by an additional amount of $200, whichever is greater, as a civil fine.		12.04.025	
		EXEMPTIONS: 1. When permits are required for a County capital improvement program project pursuant to Chapter 12.04, Maui County Code, no fee shall be charged for such permits.		12.04.025	
		2. If requested in writing by the permit applicant, the director of public works may authorize refunding 50% of the permit fee paid when no work has been done under an unexpired permit. The director of public works shall not authorize refunding of any fee paid if any work covered by the permit has been initiated.		12.04.025	
	Subdivisions:				
3295	Filing Fees - Subdivision:	Filing fee for each subdivision application for 5 lots or less……....$250 plus $50 for each lot created on the preliminary plat.		18.24.010	
		Filing fee for each subdivision application for 6 lots or more……..$400 plus $100 for each lot created on the preliminary plat.			
		Processing fee for each request for adjustment, amendment, correction, revision, or any other modification of any preliminary or final approval $400		18.24.010	
		EXEMPTION: Subdivision applications submitted by or on behalf of any County agency are exempt from the fees.		18.24.010	
3295	Inspection Fees - Subdivision	Inspections outside of normal business hours.....$30 per hour* with 2 hour minimum		18.20.250	
3222	Subdivision Construction Plan Review Fees	*Or the total hourly cost to the jurisdiction, whichever is greatest. This cost shall include supervision, overhead, equipment, hourly wages, and fringe benefits of the employees involved.		18.24.010(D)	
		Review Fee……..……$200 per lot			

ACCOUNT	REVENUE SOURCE	FEE, RATE, ASSESSMENT OR TAX	HRS	COUNTY CODE	ORDINANCE
		DEPARTMENT OF PUBLIC WORKS HIGHWAY FUND			
	TAXES:				
3110 3111 3112	Franchise Tax	Tax of 2.5% of annual gross receipts from electric light and power companies operating as public utilities in Maui County.	240-1		
	Fuel Tax	**Per Gallon**	243-5	3.20.010	
3120	- Maui	Gasoline & Diesel Oil $0.24			
3121	- Molokai	Biodiesel (B100)..... 0.000			
3122	- Lanai	Biodiesel Blend (other than B100)..... 0.060			
		Ethanol..... 0.115			
		Methanol..... 0.115			
		Liquefied Petroleum Gas…….0.115			
		DEPARTMENT OF PUBLIC WORKS SPECIAL REVENUE/TRUST AND AGENCY FUNDS			
	MISCELLANEOUS:				
	Building Permit Plan Review Fee	Plan review fees shall be 35% of the building permit fee.		16.26B.108.2.1	
		The building official may authorize an expedited plan review process. When the building official issues building permit where a plan review is waived, the applicant shall pay 50% of the Building permit fee as the plan review fee.			
		If requested in writing by the permittee, the building official may authorize refunding 50% of the plan review fee paid when an application for a permit for which a plan review fee has been paid is withdrawn or canceled before any review of plans is initiated.		16.26B.108.6	
		Other Inspections and Fees:			
		Additional plan review required by changes, additions or revisions to approved plans ..... $30 per hour*		16.26B.108.2	
		*Or the total hourly cost to the jurisdiction, whichever is the greatest. This cost shall include supervision, overhead, equipment, hourly wages, and fringe benefits of the employees involved.			
		Design Registration Fee $500		16.26B.106.6(B)	
		Design Plan Review Fee.....$50		16.26B.106.6(G)	
		DEPARTMENT OF TRANSPORTATION HIGHWAY FUND			
	CHARGES FOR CURRENT SERVICES:				
3493	Public Transit Fares	**Route Description**		3.05.030 11.02.030	
		Monthly Pass Rates shall be as follows:			
		General Boarding .....$45 for Fixed and Commuter Routes			
		Reduced Monthly Pass[1]..... $25 for Fixed Routes			
		[1]Includes seniors (55 and older), paratransit eligible and person with a physician certified disability fixed route card[2], Medicare Card holders, students with valid ID ages 24 and under.			

ACCOUNT	REVENUE SOURCE	FEE, RATE, ASSESSMENT OR TAX	HRS	COUNTY CODE	ORDINANCE
		DEPARTMENT OF TRANSPORTATION **HIGHWAY FUND (Cont.)**			
		[2]Applicants of the physician certified disability fixed route card shall be required to register with Maui Economic Opportunity, Inc. (MEO) to qualify for this rate. MEO and the Department of Transportation shall enter into an agreement authorizing MEO to verify the physician certified disability for the Department. Ticket Book Rates shall be as follows: 12 Ride (one-way trip) Ticket Book …..$20 for Paratransit Routes Daily Pass Rates shall be as follows: All Fixed Routes..... $4 One-Way Rates shall be as follows: All Fixed Routes..... $2 All Fixed Routes - *Senior/Disabled/Medicare……$1 *Senior (55 years and older), Disabled (person with a physician certified disability fixed route card or ADA Paratransit service card holder), or Medicare card holder. All Commuter Routes..... $2 All Paratransit Routes..... $2 Children 5 and under travel free and must be accompanied by a paying passenger. Such children shall not occupy a seat to the exclusion of another paying passenger.			
	Advertising Permit Fee	Advertising inside County transit buses…..$25 per card per month Advertising inside County transit buses for nonprofit organizations……..……...Free, on a space available basis		11.02.040(B) & (C)	
		DEPARTMENT OF WATER SUPPLY **WATER FUND**			
3475	Water Service Rates General Water Consumers	Water service charges to Single-family dwellings, single-family and accessory dwellings with 5/8" meters (Monthly): **Per 1,000 Gallons** 0 – 5,000 gallons ……..$2.05 5,001-15,000 gallons..……...$3.90 15,001-35,000 gallons..…….$5.85 ≥35,001 gallons …….. $6.55 **Water Shortage Rates** **Stage 1 Stage 2 Stage 3** **Per 1,000 Gallons** 0 – 5,000 gallons……$2.05 2.05 2.05 5,001-15,000 gallons…… 3.90 3.90 3.90 15,001-35,000 gallons…… 5.85 7.30 8.75 ≥35,001 gallons…….. 6.55 9.80 11.45 Water service charges to All Other General Water Consumers (Monthly):		Charter 8-11.4(2)	

ACCOUNT	REVENUE SOURCE	FEE, RATE, ASSESSMENT OR TAX	HRS	COUNTY CODE	ORDINANCE

DEPARTMENT OF WATER SUPPLY
WATER FUND (Cont.)

Per 1,000 Gallons
0 – 5,000 gallons ..…….$2.05
5,001-15,000 gallons..……...$3.90
≥ 15,001 gallons …….. $5.85

Water Shortage Rates

	Stage 1	Stage 2	Stage 3
	Per 1,000 Gallons		
0 – 5,000 gallons……	$2.05	2.05	2.05
5,001-15,000 gallons……...	3.90	3.90	3.90
≥ 15,001 gallons……	5.85	7.30	8.75

3475 Water Service Rates
General Water Consumers

In addition to the above water service charges, there is a monthly service charge by meter size:

Size of Meter	Per Meter/Month
5/8 inch (02)	$19.80
3/4 inch (03)	$32.00
1 inch (04)	$47.50
1-1/2 inch (06)	$91.00
2 inch (07)	$141.00
3 inch (09)	$249.00
4 inch (12)	$432.00
6 inch (15)	$793.00
8 inch (18)	$1251.00

3475 Temporary Meter Charges

The meter service charge for all temporary meters shall be equal to the charge for 3-inch meter. In addition, there shall be an installation and conservation meter charge. The installation charge shall be based on the cost of installation and will be determined case by case. The conservation charge shall be 1.5 times the "general" water service rate. — Charter 8-11.4(2)

3477 Water Service Rates - Agricultural Consumers

Agriculture and non-potable water service charges (Monthly): — Charter 8-11.4(2)

Agricultural Rates

Per 1,000 Gallons
0 – 5,000 gallons .... …….$2.05
5,001-15,000 gallons ……...$3.90
≥ 15,001 gallons…….....$1.10

Water Shortage Rates

	Stage 1	Stage 2	Stage 3
	Per 1,000 Gallons		
0 – 5,000 gallons……	$2.05	2.05	2.05
5,001-15,000 gallons……..	3.90	3.90	3.90
≥ 15,001 gallons……...	1.10	1.20	1.30

Non-Potable Rates

All usage……..$1.00

In addition to the above water service charges, there is a monthly service charge by meter size:

Size of Meter	Per Meter/Month
5/8 inch (02)	$19.80
3/4 inch (03)	$32.00
1 inch (04)	$47.50
1-1/2 inch (06)	$91.00
2 inch (07)	$141.00
3 inch (09)	$249.00
4 inch (12)	$432.00
6 inch (15)	$793.00
8 inch (18)	$1251.00

ACCOUNT	REVENUE SOURCE	FEE, RATE, ASSESSMENT OR TAX	HRS	COUNTY CODE	ORDINANCE
		DEPARTMENT OF WATER SUPPLY **WATER FUND (Cont.)**			
3480	Fire Water Service Rates	**Per Month** Hydrants (per hydrant) .....$3.50 Standpipes (per standpipe) .....$2.00 Private fire systems (per inch diameter of feeder main).....$2.75 Water service usage as measured by detector check meters in private fire systems shall be billed at 35 times the meter reading. Water service usage as measured by fire meters reading the full flow shall be billed at 1.5 times the total reading. If water usage can be shown to result from a fire, there shall be no charge other than the private fire system charge.			
3481	Restoration Charge	Restoration of Water Service for locked meter..... $120	54-33	Department of Water Supply Rules and Regulations 3-11	
	Installation Charges	New Installation of 5/8" meter: Existing cast iron meter box and fittings .....$190 New installation of 3/4" and 1" meters: Existing cast iron meter box and fittings .....$275 Flat charge applies only on installations requested by consumers at locations with existing service lateral Temporary construction meter installations are subject to the "Applications and Agreement of Terms & Conditions for a Permit to use a Fire Hydrant or Standpipe for a Temporary Meter" ..... $485 Replacing damaged or missing transponder .....$190 Replacing damaged or missing meter, cost of meter, plus 20% plus cost of materials.....By Size Replacement of Ball Valves..... $310 All jobs will require a cash deposit and upon completion, the customer will be billed or refunded the difference between the deposit and actual cost to do the job.	54-33	14.04.040(B)	
	Charges Billed on Actual Cost	**Deposit** All Meter upgrades, reinstallations, and relocations (minimum charge – $190) .....$1,000 Installation of greater than 1" permanent meters (minimum charge – $275) .....$1,000 Installation of service lateral (1" or 1-1/4") requiring tapping the mainline (minimum charge $160): Same side of road.....$1,500 Opposite side of road .....$2,100 Paving costs .....$2,100 Corporation Tap - Wet tap existing waterline with corporation stop (minimum charge $160) .....$360 Tap-in - Wet tap existing waterline with tapping sleeve and gate valve (minimum charge $160): **Sizes** 4", 6", 8", 12" .....$900 Tie-in - Removal of plug or cap from existing waterline and connect new waterline (minimum charge $160): **Sizes** 4", 6", 8" ..... $900 12" and over.....$1,200			

ACCOUNT	REVENUE SOURCE	FEE, RATE, ASSESSMENT OR TAX	HRS	COUNTY CODE	ORDINANCE

DEPARTMENT OF WATER SUPPLY
WATER FUND (Cont.)

Cut-in - Installation of fitting and/or valve in existing waterline (minimum charge $160):

Sizes

4", 6", 8" $1,000
Using A/C pipe $1,500
12" and over $1,500
Using A/C pipe $2,000

There will be a minimum charge of $100 for all jobs billed at actual cost.

Overtime Work – Additional Deposit $1,200

The contractor shall furnish all fittings, pipes, and valves as well as all excavation, back fill work and reaction blocks for connections. The contractor shall have equipment and equipment operator at the job site to lower pipe, fittings, valves or tapping machine into the trench. A licensed DSO (Distribution System Operator) must be present on the job site. A higher deposit may be required for complex connections or hazardous conditions.

In addition to these charges, labor cost and other incidental supplies shall be computed and billed to the customer upon job completion and shall be based on actual labor time, rate and cost of incidental supplies.

Labor (includes overhead) **Per Hour**

Job Costing $68.05
Overtime $102.07

Inspection $80.00
Overtime $120.00

Materials (includes 20% stores expense) ..... (see as follows)

Equipment ..... (see as follows)

Transportation

Per Mile $0.67

Patching

Without base course
Per sq. yd. $19.89
Per sq. ft. $2.40

With base course
Per sq. yd. $29.97
Per sq. ft. $4.09

Hot Mix
Per ton $152.00

Cold Mix
Per ton $110.00

S4C
Per ton $49.50

Crushed Rock
Half ton $40.00

Meals

Breakfast. $6.00
Lunch. $8.00
Dinner. $10.00

Equipment will be charged at per hour rate schedule.

ACCOUNT	REVENUE SOURCE	FEE, RATE, ASSESSMENT OR TAX	HRS	COUNTY CODE	ORDINANCE

DEPARTMENT OF WATER SUPPLY
WATER FUND (Cont.)

Equipment ID No. **Per Hour**

Air Compressors (Add charge for either compactor, drilling machine, or breaker):
9 185 CFM Airman, diesel powered $50.00

Chain Saws:
14" Target Saw..... $20.00
16" Bar Saw……$20.00

Compactors:
12", 22", and 24" shoe $30.00

Boom Truck:
International Boom Truck..... $100.00
2001 Ford 350 w/crane $62.00

Digger:
Post Hole Digger C71-5, 8" auger $30.00
Mini Excavator, Model 303.5 ..... $50.00
Mini Excavator, Model 35D $50.00

Drilling Machine:
Mueller CL-12 w/601 air motor..... $140.00

Forklift:
Haster, 1992, 5-Ton Lift…….$50.00

Generator:
6KW Yamaha.....$40.00

Pavement Breakers:
69 lbs. and 95 lbs. w/50-foot air hose $30.00

Pavement Saw:
Husqvarna Road Saw…… $30.00

Roller:
Hamm Tandem Drum Roller $80.00

Track or Rubber Tire Loaders:
12 Case 580K, 1990, Backhoe-Loader, diesel driven, rubber tire, CAT 416, 426.....$100.00
31 Case 580M, 2002, Backhoe-Loader, diesel driven, rubber tire w/extendahoe.....$100.00
28, 29 John Deere 410D, 1993, Backhoe, diesel driven (Tractor) $100.00
44 John Deere 410E, 1995, Backhoe, diesel driven (Tractor) $100.00
Case 580M, Backhoe-Loader.....$100.00
Model 262, Bobcat.....$80.00
310K Backhoe Loader……..$100.00

Trucks (Includes charge for trailer, add charge for forklift):
1011 International, 1991 Dump Truck $100.00
1704 International, 1998 Dump Truck $100.00
1899/2001 Peterbilt, 2005 Model 378 Dump Truck ...$100.00
2145 Peterbilt, 2007 Model 378 Dump Truck…….$100.00
2296 2,000 Gal. Water Truck $120.00
1373 International, 1990 Dump Truck $100.00
2482 2014 Peterbilt Dump Truck…….$100.00

Water Pump:
Trash Pump, 3" Wacker.....$40.00

Welder:
Miller Bobcat 250, Gas-Driven..... $40.00

ACCOUNT	REVENUE SOURCE	FEE, RATE, ASSESSMENT OR TAX	HRS	COUNTY CODE	ORDINANCE

DEPARTMENT OF WATER SUPPLY
WATER FUND (Cont.)

MATERIALS UNIT COST

	1/4"	1/2"	3/4"	1"	1-1/4"	1-1/2"	2"	2-1/2"	3"	4"	6"
GATE VALVE	---	---	50.12	50.26	90.91	63.37	118.84	319.57	410.20	141.82	---
GATE VALVE, MJFE 6"	---	---	---	---	---	---	---	---	---	---	644.14
CHECK VALVE	---	---	11.84	20.82	14.93	20.30	40.25	56.78	84.88	---	---
BALL VALVE		18.51	45.59	71.34	---	136.12	213.80	259.33	---	---	---
MALE ADAPTER	---	1.17	1.64	4.20	7.41	7.71	12.04	56.89	52.32	33.82	---
BRASS COCK	---	---	34.23	42.85	73.47	97.83	137.82	310.93	---	---	---
SERVICE COUPLER PJ x PJ	---	---	---	18.60	31.72	72.08	87.80	108.42	---	---	---
COUPLINGS:											
Standard Brass T X T	0.53	---	2.36	3.35	5.29	5.56	12.15	21.43	22.73	---	---
Copper to Copper	0.16	---	0.96	1.55	0.98	6.29	1.38	---	29.56	---	---
Galvanized	---	---	0.62	1.01	1.51	2.12	3.88	8.45	16.25	21.79	---
Service x 6	---	---	---	23.79	28.82	32.00	---	---	---	---	---
Service x 12	---	---	31.73	23.91	42.21	62.58	83.80	98.48	95.77	151.04	---
Meter Coupling	---	---	---	12.66	---	---	---	---	---	---	---
Coupler, PJ, Male	---	---	12.65	15.25	30.21	35.15	---	---	---	---	---
Coupler, PJ, Female	---	---	13.22	19.11	28.94	55.53	64.09	92.14	---	---	---
ELBOWS 45º:											
Copper to Copper	---	---	1.46	---	---	6.06	---	---	48.30	---	---
Galvanized	---	---	---	0.86	1.33	1.06	---	3.31	---	---	---
ELBOWS 90º:											
Copper to Copper	---	0.20	1.06	2.63	1.21	7.17	4.44	27.50	57.01	---	---
Standard Brass T X T	---	---	3.16	5.01	7.75	12.58	16.06	30.11	28.22	---	---
Standard Brass ST	---	---	3.76	---	---	---	---	---	---	---	---
Galvanized	---	---	---	0.75	1.33	2.45	6.53	10.74	26.34	29.35	---
Galvanized Street	---	---	0.63	1.37	1.54	2.99	8.14	15.56	21.88	36.46	---
PIPES:											
Copper Type K	---	---	2.64	3.73	4.33	6.54	10.75	20.86	14.67	6.96	---
Galvanized	---	0.61	2.51	---	2.11	3.96	5.43	8.60	11.19	5.39	---
Drisco 5100, 100 ft.	---	---	---	0.99	0.87	1.02	1.64	---	---	---	---
Drisco 5100, 300 ft.	---	---	---	---	---	---	---	---	---	---	---
Drisco 8600, 20 ft.	---	---	---	---	---	---	---	---	---	8.03	---
Drisco 8600, 300 ft.	---	---	---	---	---	---	---	---	---	---	---
DI, TY 6"	---	---	---	---	---	---	---	---	---	---	18.44
PLUG - Brass	---	---	---	---	3.24	---	---	---	---	---	---
PLUG – Galvanized	---	1.51	1.42	0.78	1.82	3.29	6.73	6.41	8.77	10.44	---
UNIONS:											
Copper to Copper	---	---	9.56	13.28	16.94	31.65	---	60.91	---	---	---
Copper to Female	---	---	3.68	15.82	69.99	10.95	28.33	316.35	---	---	---
Copper to Male	---	---	9.02	19.86	57.98	28.39	14.50	156.59	---	---	---
Standard Brass T X T	---	---	7.67	60.16	10.12	12.61	29.11	57.28	74.91	---	---
Galvanized	---	---	1.35	1.96	3.16	3.32	4.43	13.20	10.83	52.02	---

ACCOUNT	REVENUE SOURCE	FEE, RATE, ASSESSMENT OR TAX	HRS	COUNTY CODE	ORDINANCE

DEPARTMENT OF WATER SUPPLY
WATER FUND (Cont.)
MATERIALS UNIT COST

TEES	T X T	C – C	GALV.	OTHER
3/4	3.89	3.05	0.78	---
3/4 x 3/4 x 1	---	0.42	---	---
1	7.12	2.49	1.27	---
1 x 1 x 3/4	---	2.88	---	---
1 x 1 x 1-1/2	---	23.17	---	---
1-1/4	9.93	8.98	2.01	---
1-1/4 x 1 x 1	---	10.37	---	---
1-1/4 x 1-1/4 x 1	---	8.61	---	---
1-1/2	16.09	2.69	2.22	---
1-1/2 x 1 x 1	---	---	---	---
1-1/2 x 1-1/2 x 1	---	12.62	---	---
1-1/2 x 1-1/2 x 1-1/4	---	---	---	---
2	21.85	19.28	3.60	---
2 x 3/4	---	6.74	---	---
2 x 2 x 1	---	18.91	---	---
x 2 x 1-1/4	---	6.83	---	---
2-1/2	35.52	2.69	23.06	---
2-1/2 x 3/4	---	19.33	---	---
2-1/2 x 2-1/2 x 1	---	20.26	---	---
2-1/2 x 2-1/2 x 1-1/4	---	4.64	---	---
2-1/2 x 2-1/2 x 1-1/2	---	4.64	---	---
2-1/2 x 2-1/2 x 2	---	4.64	---	---
3	62.50	---	23.62	---
4	---	---	67.82	---
6” CIMJ	---	---	---	104.38

LEAK REPAIR CLAMP	
1/2 x 3	---
3/4 x 3	8.38
3/4 x 6	15.48
1 x 3	10.58
1 x 6	19.03
1-1/4 x 3	11.31
1-1/4 x 6	13.98
1-1/2 x 3	12.06
1-1/2 x 6	25.93
2 x 3	12.89
2 x 6	23.46
2-1/2 x 3	13.49
2-1/2 x 6	25.18
3 x 6	28.15
4 x 6	31.22

NIPPLES	BRASS	GALV.
1/2 x 4	---	0.33
1/2 x 6	---	0.48
3/4 x Close	1.22	---
3/4 x 2	1.69	---
3/4 x 2-1/2	2.00	---
3/4 x 4	2.95	---
3/4 x 6	3.95	---
3/4 x 8	5.22	---
1 x Close	1.84	---
1 x 2-1/2	2.61	---
1 x 4	4.27	0.51
1 x 6	6.12	---
1-1/4 x 4	5.68	0.90
1-1/4 x 6	8.48	1.03
1-1/2 x 4	7.25	1.82
1-1/2 x 6	10.93	2.49
2 x 4	9.59	---
2 x 6	14.24	18.42
2-1/2 x Close	12.72	---
2-1/2 x 4	19.44	3.98
2-1/2 x 6	28.09	5.33
3 x 4	---	3.90
3 x 6	37.51	3.81
4 x 6	63.15	13.03

ACCOUNT	REVENUE SOURCE	FEE, RATE, ASSESSMENT OR TAX	HRS	COUNTY CODE	ORDINANCE

DEPARTMENT OF WATER SUPPLY
WATER FUND (Cont.)

MATERIALS UNIT COST

SERVICE SADDLES		
1-1/2 x 3/4	Galvanized	75.52
2 x 3/4	Galvanized	---
2 x 1	Galvanized	55.98
2-1/2 x 3/4	Galvanized	46.00
2-1/2 x 1	Galvanized	---
3 x 3/4	Galvanized	---
4 x 3/4	Galvanized	19.63
4 x 1	Galvanized	40.63
4 x 1-1/2	Galvanized	85.93
6 x 3/4	Galvanized	43.43
3 x 1	AC	21.91
4 x 3/4	AC	70.69
4 x 1	AC	71.72
4 x 1-1/4	AC	---
4 x 1-1/2	AC	---
6 x 3/4	AC	83.27
6 x 1	AC	88.68
6 x 1-1/4	AC	---
6 x 1-1/2	AC	97.95
6 x 2	AC	98.15
8 x 1	AC	114.38
8 x 3/4	AC	104.84
8 x 1-1/4	AC	---
8 x 1-1/2	AC	110.97
8 x 2	AC	118.03
10 x 2	AC	160.85
12 x 3/4	AC	69.74
12 x 1	AC	161.26
12 x 1-1/4	AC	---
12 x 1-1/2	AC	232.43
12 x 2	AC	171.13

REDUCERS	C – C	BRASS	GALV.
3/4 x 1/2	---	2.77	0.65
1 x 3/4	---	4.64	1.33
1-1/4 x 3/4	---	---	0.56
1-1/4 x 1	1.87	7.30	---
1-1/2 x 3/4	---	10.47	0.76
1-1/2 x 1	1.23	9.36	0.77
1-1/2 x 1-1/4	6.55	9.14	1.37
2 x 3/4	---	13.24	1.09
2 x 1	12.14	13.85	1.10
2 x 1-1/4	1.74	12.96	1.09
2 x 1-1/2	---	13.23	1.96
2-1/2 x 1	---	---	---
2-1/2 x 1-1/4	3.49	---	2.14
2-1/2 x 1-1/2	3.88	22.77	5.08
2-1/2 x 2	4.02	21.78	15.22
3 x 1-1/2	---	---	3.03
3 x 2	---	---	7.72
3 x 2-1/2	---	30.94	---
4 x 2	---	---	---
4 x 2-1/2	---	---	21.33
4 x 3	---	---	28.86

FULL CIRCLE CLAMP	
4 x 8	73.61
4 x 12	131.64
4 x 15	267.52
6 x 12	99.82
8 x 8	---
8 x 12	---
12 x 16	348.24

STAINLESS STEEL INSERTS	
1 5100	1.27
1-1/4 5100	1.73
1-1/2 5100	1.84
2 5100	4.07

MISCELLANEOUS ITEMS	
THREAD BOLTS, 5/8 x 3	4.01
THREADED RODS (PER FOOT) 5/8	8.02
THREADED RODS (PER FOOT) 3/4	---
HEX NUT, 3/4”	2.84
HEX NUT, 5/8”	3.16
HEX NUT, 5/8”, OILED	---
MACHINE BOLT,3/4 x 2-1/2	---
MACHINE BOLT, 5/8 X 2-1/2	10.66
MEGA LUG 6”	36.10
FLANGE GASKET #125 4”	7.11
FLANGE GASKET #125 6”	7.29
GASKET, MJ 6”	---
SLEEVE, SOLID CIMJ 6 X 12	59.27
BOX, VALVE-ROUND GFEEN PLASTIC	6.77
GLAND KIT 6”	38.47
SHOVEL,FLAT	18.93
SEALING TAPE	1.30
CEMENT – 1 BAG	---
HOSE REDUCER 2-1/2 x 1-1/2	27.55
HOSE NIPPLE 2-1/2	---
DOUBLE HOSE CONNECTION 2-1/2	---
SLIDING VALVE BOX, TOP & BOTTOM, 24”	115.77
SVB COVER TYLER 5 ¼”	15.58
TAPPING SLEEVE 6 x 6	170.63
PLASTIC METER BOX	30.17
CAST IRON METER BOX 5/8 &3/4, LONG	239.25
CAST IRON METER BOX 1, LONG	330.77
HANDLE, BALL VALVE 3/4 TO 1	3.66

ACCOUNT	REVENUE SOURCE	FEE, RATE, ASSESSMENT OR TAX	HRS	COUNTY CODE	ORDINANCE

DEPARTMENT OF WATER SUPPLY
WATER FUND (Cont.)

MATERIALS UNIT COST

HYDRANT RISER	
6 x 6	67.48
6 x 12	82.24
6 x 18	123.35

HYDRANT BURY	
6 x 30	197.92
6 x 36	203.70
6 x 42	199.27
6 x 48	235.14

HYDRANTS & ACCESSORIES	
#5 FIRE HYDRANT	985.00
#2-1/2 WHARF HYDRANT	421.80
2-1/2" HYDRANT GASKET	2.50
6" HYDRANT GASKET	13.11
5/8 x 3 HYDRANT BOLTS	3.56
5/8 x 3 MACHINE BOLTS	0.84

Corporation Stop	
1/2	---
1/2 x 3/4	19.79
3/4 x 3/4	16.67
3/4 x 1	38.23
1 x 1	---
1 x 1-1/4	50.00
1-1/4 x 1-1/2	108.33
1-1/2 x 2	110.42
2 x 2-1/2	187.50

Ball Corporation	
1/2	---
1/2 x 3/4	---
3/4 x 3/4	---
3/4 x 1	---
1 x 1	46.83
1 x 1-1/4	---
1-1/4 x 1-1/2	---
1-1/2 x 1-1/2	123.17
1-1/2 x 2	---
2 x 2	200.63
2 x 2-1/2	---

BUSHINGS	BRASS	GALV.
1/2 x 3/8	1.11	---
3/4 x 3/8	1.54	---
3/4 x 1/2	2.16	0.64
1 x 3/4	2.56	0.79
1-1/4 x 3/4	3.94	0.40
1-1/4 x 1	4.23	0.35
1-1/2 x 3/4	6.09	0.80
1-1/2 x 1	5.58	1.38
1-1/2 x 1-1/4	4.97	1.19
2 x 3/4	8.65	1.65
2 x 1	9.20	1.79
2 x 1-1/4	7.30	5.24
2 x 1-1/2	7.27	1.48
2-1/2 x 3/4	22.76	---
2-1/2 x 1	19.21	2.68
2-1/2 x 1-1/4	19.96	0.73
2-1/2 x 1-1/2	13.96	2.20
2-1/2 x 2	16.52	2.56
3 x 1	---	2.69
3 x 1-1/4	---	0.88
3 x 1-1/2	---	8.59
3 x 2	---	16.61
3 x 2-1/2	20.89	7.83
4 x 1-1/2	---	17.46
4 x 2	---	16.21
4 x 2-1/2	47.52	12.81
4 x 3	49.49	17.17

DEPARTMENT OF WATER SUPPLY
WATER FUND (Cont.)

ACCOUNT	REVENUE SOURCE	FEE, RATE, ASSESSMENT OR TAX	HRS	COUNTY CODE	ORDINANCE
3797	Water System Development Fees	**Water System Development Fund (Chapter 3.92, MCC)**		Charter 8-11.4(2)	

Meter Size	Source	Transmission	Storage	Fee
5/8 inch	5,789	3,859	2,412	$12,060
3/4 inch	9,064	6,043	3,777	$18,884
1 inch	16,011	10,674	6,671	$33,356
1-1/2 inch	34,535	23,023	14,390	$71,948
2 inch	60,006	40,004	25,002	$125,012
3 inch	134,102	89,402	55,876	$279,380
4 inch	238,301	158,867	99,292	$496,460
6 inch	534,688	356,458	222,786	$1,113,932
8 inch	949,165	632,777	395,486	$1,977,428
10 inch	1,482,893	988,595	617,872	$3,089,360
12 inch	2,134,769	1,423,180	889,487	$4,447,436

Fixture units for single-family dwellings, single-family and accessory dwellings with 5/8", 3/4", and 1" meters shall be as follows:

Meter Size	Included with fee	Additional unit cost	Maximum additional units
5/8 inch	31	$389	8
3/4 inch	53	$356	14
1 inch	128	$261	32

Water system development fee rates as of April 1993 will apply to requests of applicants on the priority list for upcountry, pursuant to Section 14.13.090, MCC, as of October 31, 2001 up to a maximum of three lots.

	Board of Water Supply Appeals Fees	Appeals.....$300 Filing Fee		14.11.030
		Fee for filing appeal may be refunded if board renders final decision and order authorizing refund in full or in part of filing fee.		
	Late Fees	Service charge to all late payments over 30 days..... 1% per month	16-7-4(b)	
	Tenant Deposit	A tenant (including a lessee or licensee) may be required to provide a lump sum deposit equal to a two billing period estimate, as collateral for future billings.		14.10.010
	Water Shortage Penalty	Violation of "Water Conservation and Control of Water Usage During Water Shortage" .....$750 per violation		14.06A.090
		Reinstallment fee for water meter removed $100		14.06A.090

This page has been intentionally left blank.

COUNTY OF MAUI CONCESSION/LEASE/LICENSE SCHEDULE - BY DEPARTMENTS

NOTE: Based on documentation in Finance Director's Office.

Status	Document Type	Tax Map Key	Lessee	Dept	Property Description	From	To	Fiscal 2021 Base Rent
Active	Lease	2-3-002-006	Gerard Joseph Cerizo	Economic Dev.	Kula Agricultural Park, Lot #1	11/15/85	11/14/35	$970.00
Active	Lease	2-3-002-075	Lynne Y. Mateaki Hong	Economic Dev.	Kula Agricultural Park, Lot #23	04/30/88	03/31/38	$746.00
Active	Lease	2-3-002-085	James W. Tavares	Economic Dev.	Kula Agricultural Park, Lot #2	04/01/88	03/31/38	$972.00
Active	Lease	2-3-002-086	James W. & Helen K.Tavares	Economic Dev.	Kula Agricultural Park, Lot #3	12/01/85	11/30/35	$885.00
Active	Lease	2-3-002-087	James A Jones dba Pukalani Plant Co	Economic Dev.	Kula Agricultural Park, Lot #4	11/01/11	10/31/61	$772.00
Active	Lease	2-3-002-088	James A Jones	Economic Dev.	Kula Agricultural Park, Lot #5	08/01/00	07/31/50	$863.00
Active	Lease	2-3-002-089	Cabaero Farm LLC	Economic Dev.	Kula Agricultural Park, Lot #6	01/01/86	12/31/36	$865.00
Active	Lease	2-3-002-090	Craig G & Teena Rasmussen	Economic Dev.	Kula Agricultural Park, Lot #7	09/01/84	08/31/34	$1,749.00
Active	Lease	2-3-002-091	Fernando T. Traje	Economic Dev.	Kula Agricultural Park, Lot #8	04/01/85	03/31/35	$2,036.00
Active	Lease	2-3-002-092	Craig G & Tenna M Rasmussen	Economic Dev.	Kula Agricultural Park, Lot #9	05/01/00	04/30/50	$2,667.00
Active	Lease	2-3-002-093	Fernando T. Traje	Economic Dev.	Kula Agricultural Park, Lot #10	09/01/84	08/31/34	$2,072.00
Active	Lease	2-3-002-094	Bryan Otani	Economic Dev.	Kula Agricultural Park, Lot #11	09/01/84	08/31/34	$2,220.00
Active	Lease	3-4-019-006	Silvestre P Tumbaga	Economic Dev.	Kula Agricultural Park, Lot #12	01/01/92	12/31/42	$1,711.00
Active	Lease	2-3-002-096	Lester C. Chin	Economic Dev.	Kula Agricultural Park, Lot #13	02/01/87	01/31/37	$931.00

NOTE: Based on documentation in Finance Director's Office.

Status	Document Type	Tax Map Key	Lessee	Dept	Property Description	From	To	Fiscal 2021 Base Rent
Active	Lease	2-3-002-097	Justin Teixeira	Economic Dev.	Kula Agricultural Park, Lot #14	07/04/85	07/03/35	$725.00
Active	Lease	2-3-002-098	Bryan Takeshi & Melissa Tamiko Otani	Economic Dev.	Kula Agricultural Park, Lot #15	01/01/85	01/31/34	$749.00
Active	Lease	2-3-002-099	UH College of Tropical Agriculture and Human Resources	Economic Dev.	Kula Agricultural Park, Lot #16	01/01/85	12/31/35	$1.00
Active	Lease	2-3-002-100	Kihei Gardens & Landscaping Co., LLP	Economic Dev.	Kula Agricultural Park, Lot #17	04/12/85	04/11/35	$795.00
Active	Lease	2-3-002-101	Tumbaga Enterprises, LLC	Economic Dev.	Kula Agricultural Park, Lot #18	11/01/86	10/31/36	$820.00
Active	Lease	2-3-002-102	Ricky Rikio Kametani	Economic Dev.	Kula Agricultural Park, Lot #19	07/22/85	07/21/35	$650.00
Active	Lease	2-3-002-103	Ned Goodness	Economic Dev.	Kula Agricultural Park, Lot #20	05/01/85	04/30/35	$725.00
Active	Lease	2-3-002-104	Cabaero Farm LLC	Economic Dev.	Kula Agricultural Park, Lot #21	04/27/89	04/26/39	$547.00
Active	Lease	2-3-002-105	Cabaero Farm LLC	Economic Dev.	Kula Agricultural Park, Lot #22	06/01/85	05/31/35	$826.00
Active	Lease	2-3-002-113	Robert Akio Fujimoto	Economic Dev.	Kula Agricultural Park, Lot #24	01/01/86	12/31/36	$766.00
Active	Lease	2-3-002-114	Silvestre P Tumbaga	Economic Dev.	Kula Agricultural Park, Lot #25	06/01/87	05/31/37	$1,137.00
Active	Lease	2-3-002-115	Neighborhood Power Corp & Stephen Gates	Economic Dev.	Kula Agricultural Park, Lot #26	07/27/94	07/26/44	$941.00
Active	Lease	2-3-002-116	Dean H Tanaka	Economic Dev.	Kula Agricultural Park, Lot #27	01/01/93	02/28/35	$684.00
Active	Lease	2-3-002-117	Dean H Tanaka	Economic Dev.	Kula Agricultural Park, Lot #28	05/01/89	04/30/39	$920.00

NOTE: Based on documentation in Finance Director's Office.

Status	Document Type	Tax Map Key	Lessee	Dept	Property Description	From	To	Fiscal 2021 Base Rent
Active	Lease	2-3-002-118	Marjorie J Reese	Economic Dev.	Kula Agricultural Park, Lot #29	07/15/89	07/14/39	$1,109.00
Vacant		2-3-002-119		Economic Dev.	Kula Agricultural Park, Lot #30			
Vacant		2-3-002-120		Economic Dev.	Kula Agricultural Park, Lot #31			
Active	Lease	2-3-003-023	Maui County Farm Bureau, Inc	Economic Dev.	Kula Vacuum Cooling Plant	04/01/10	04/01/35	$1.00
Active	Lease	3-4-012-022	Maui Community Theatre	Economic Dev.	Iao Theatre	04/16/10	04/15/40	$1.00
Active	Lease	3-4-012-114	Lokahi Pacific	Economic Dev.	Blue Hawaii Bldg	06/19/02	06/18/32	$1.00
Active	Lease	2-4-024-028	United States Postal Service	Finance	Makawao Post Office	04/01/78	04/01/33	$1.00
Active	Concession	3-2-013-026	Hawaii Golf Equipment & Supplies, LLC	Finance	Waiehu G.C. Pro Shop	09/01/18	06/30/21	$180,000.00
M-T-M	Concession	3-4-008-042	Maui County Employees Federal Credit Union	Finance	ATM Machine @ Kalana O Maui Bldg	06/01/16	05/31/21	$2,400.00
Active	Concession	3-7-009-004	Maui County Employees Federal Credit Union	Finance	ATM Machine @ Maui Mall Service Center	06/01/16	05/31/21	$300.00
Active	Lease	3-8-007-080	Maui County Council, Boy Scouts of America, Ltd	Finance	Maui County Boy Scouts	05/01/66	04/30/21	$1.00
M-T-M	Concession	4-6-007-036	Diamond Parking Services, LLC	Finance	Lahaina Parking Lot Concession	07/01/17	06/30/22	$0.00
Active	License	4-7-001-030	T-Mobile West LLC	Finance	Telecommunication Tower	06/01/12	05/31/22	$38,098.16
Active	Lease	1-3-006-004	Hui Laulima O Hana	Human Concerns	Hana Dialysis	02/23/09	02/22/29	$1.00

NOTE: Based on documentation in Finance Director's Office.

Status	Document Type	Tax Map Key	Lessee	Dept	Property Description	From	To	Fiscal 2021 Base Rent
Active	Lease	1-5-007-001 &012	Na Mamo O Mu'olea	Human Concerns	Mu'olea Point	09/01/15	06/30/65	$50.00
Active	Lease	2-4-024-003	Hale Mahaolu Eha, Inc	Human Concerns	Hale Mahaolu Eha	02/11/94	02/10/69	$1.00
Active	Lease	2-5-004-005	Maui Farm Inc	Human Concerns	Old Maunaolu College	03/01/90	02/28/45	$1.00
Active	Lease	2-5-004-005 & 006	Maui Youth & Family Services, Inc	Human Concerns	Old Maunaolu College	07/01/15	06/30/40	$100.00
Active	License	2-5-004-005	Aloha House, Inc	Human Concerns	Old Maunaolu College	12/26/06	12/26/26	$1.00
Active	License	2-5-004-005;39-B	Women Helping Women	Human Concerns	Old Maunaolu College	07/01/96	06/30/26	$1.00
Active	Lease	2-5-004-081	The United States of America	Human Concerns	Job Corps	09/01/85	08/31/35	$0.00
Active	Lease	2-5-005-030	La'akea Foundation	Human Concerns	Paia Store Subdivision, Lot A	11/30/05	11/29/60	$1.00
Active	Lease	3-4-011-002 por, 18, 19	Maui Aikido-Ki Society	Human Concerns	Maui Aikido-Ki Society	07/01/05	06/30/25	$1.00
Active	Lease	3-4-019-002 & 006	Hale Makua	Human Concerns	Hale Makua Wailuku	11/01/18	10/30/48	$100.00
Active	Lease	3-5-001-009	Mental Health Kokua	Human Concerns	Mental Health Kokua	07/17/09	07/16/24	$1.00
Active	Lease	3-8-007-001 por	Maui Family YMCA	Human Concerns	Maui Family YMCA	02/06/87	02/05/42	$1.00
Active	Lease	3-8-007-047	Na Leo Pulama O Maui, Inc	Human Concerns	Na Leo Pulama O Maui	02/01/97	01/31/52	$1.00
Active	Lease	3-8-007-084	Hale Makua	Human Concerns	Hale Makua Kahului	01/01/95	12/31/70	$1.00

NOTE: Based on documentation in Finance Director's Office.

Status	Document Type	Tax Map Key	Lessee	Dept	Property Description	From	To	Fiscal 2021 Base Rent
Active	Lease	3-8-007-095 & 096	Hale Mahaolu	Human Concerns	Hale Mahaolu Elua	09/01/77	08/31/76	$1.00
Active	Lease	3-8-007-111 (port)	Hale Mahaolu Elima, Inc	Human Concerns	Hale Mahaolu Elima	05/13/96	05/12/71	$1.00
Active	Lease	3-8-007-117 port	University of Hawaii	Human Concerns	MCC Student Housing	12/15/80	12/15/35	$1.00
Active	Lease	3-8-008-032	Maui Humane Society	Human Concerns	Maui Humane Society	12/19/86	12/18/36	$1.00
Active	Lease	3-8-046-015	J Walter Cameron Center	Human Concerns	J Walter Cameron Center	02/25/11	02/24/66	$1.00
Active	Lease	3-8-046-016	Ka Lima O Maui	Human Concerns	Ka Lima O Maui	07/06/09	07/05/59	$1.00
Active	Lease	3-8-046-017	Hospice Maui	Human Concerns	Hospice Maui	12/16/89	12/15/44	$1.00
Active	Lease	3-8-046-018	Lokahi Pacific	Human Concerns	Lokahi Pacific	08/01/01	07/31/56	$1.00
Active	Lease	3-8-046-019	Maui Hui Malama	Human Concerns	Maui Hui Malama	10/12/82	10/11/37	$0.00
Active	Lease	3-8-046-021	Maui Economic Concerns of the Community, Inc	Human Concerns	Maui Economic Concerns	10/23/95	10/22/50	$1.00
Active	Lease	3-8-046-027	J Walter Cameron Center	Human Concerns	MEO Family Center	05/01/97	04/30/52	$1.00
Active	Lease	3-8-046-033	Catholic Charities of the Diocese of Honolulu	Human Concerns	Ka Hale A Ke Ola - Homeless Resource Center	05/22/92	05/21/47	$1.00
Active	Lease	3-8-046-037	Lokahi Pacific	Human Concerns	Lokahi Pacific	08/01/01	07/31/56	$1.00
Active	Lease	3-8-046-039	Big Brothers/Big Sisters of Maui, Inc	Human Concerns	Big Brothers/Big Sisters	09/01/98	09/01/53	$1.00

NOTE: Based on documentation in Finance Director's Office.

Status	Document Type	Tax Map Key	Lessee	Dept	Property Description	From	To	Fiscal 2021 Base Rent
Active	Lease	4-6-015-003	Maui Economic Concerns of the Community Inc	Human Concerns	Maui Economic Concerns	11/06/01	11/05/56	$1.00
Active	Right of Entry	4-9-002-058	Titan International LLC	Human Concerns	Lanai Affordable Housing Project Site	11/12/20	01/31/21	$0.00
Active	Lease	5-3-002-168	Hale Mahaolu	Human Concerns	Hale Mahaolu Pumehana II	12/05/80	12/04/79	$1.00
Expired	Sublease	5-3-009-022	Molokai Occupational Center	Human Concerns	Molokai Occupational Center	05/05/09	05/04/19	$1.00
Active	Lease	1-4-013-036	Hana Cultural Center	Parks	Hana Cultural Center	03/06/87	03/05/42	$1.00
Active	Lease	1-7-002-015	Kaupo Community Association, Inc	Parks	Old Kaupo School	08/02/18	08/01/73	$1.00
Active	Lease	2-4-006-005 por 2-4-032-098 por	Maui Economic Opportunity	Parks	MEO Upcountry Head Start	11/04/11	06/30/26	$100.00
Active	Lease	2-4-006-005 por 2-4-032-098 por	Boys & Girls Clubs of Maui, Inc	Parks	Upcountry Boys & Girls Club	10/14/11	06/30/46	$100.00
Active	Lease	2-5-005-017 por 2-6-001-001 por	Paia Youth Council, Inc	Parks	Paia Youth Center	04/06/16	04/30/51	$1.00
Active	Lease	2-7-002-076 por & 137	Tom Morrow Equestrian Arena	Parks	Tom Morrow Equestrian Arena	04/05/16	06/30/35	$1.00
Active	Lease	2-7-008-127 por	Boys & Girls Club of Maui, Inc	Parks	Haiku Boys & Girls Club	12/29/16	06/30/46	$1.00
Active	Lease	2-8-002-008 & 032	Kaupakalua Roping Club & Youth Rodeo, Inc	Parks	Ulumalu Arena	12/10/20	12/09/40	$1.00
Active	Lease	3-4-11-004;005;020;029	Wailuku Jr Tennis Club	Parks	Wailuku Jr Tennis Club	01/01/93	12/31/32	$1.00
Active	Lease	3-4-011-018	Maui Aikido-ki Society	Parks	Maui Aikido-ki Society	07/01/80	06/30/35	$1.00

NOTE: Based on documentation in Finance Director's Office.

Status	Document Type	Tax Map Key	Lessee	Dept	Property Description	From	To	Fiscal 2021 Base Rent
Active	License	3-4-011-019	Maui Aikido-ki Society	Parks	Maui Aikido-ki Society	07/01/05	06/30/25	$1.00
Active	Lease	3-7-008-017 por	Hawaiian Kamali'I, Inc	Parks	Hoaloha Park - Easement A	01/29/18	01/28/68	$1.00
Active	Lease	3-7-008-017 por	Na Ka Ewalu	Parks	Hoaloha Park - Easement B	01/29/18	01/28/68	$1.00
Active	Lease	3-8-001-119 por	Lae'Ula O Kai	Parks	Lae'Ula O Kai Canoe Facility - Kanaha Beach Park	06/16/16	06/30/29	$100.00
Y-T-Y	License	3-8-004-031 por	State of Hawaii	Parks	Hale Piilani Park	05/20/09	05/19/21	$83.00
Active	Lease	3-8-007-158	Boys & Girls Club of Maui, Inc	Parks	Central Maui Boys & Girls Club	01/16/04	01/15/39	$1.00
Active	Lease	3-8-007-001 por	Maui Nui Botanical Gardens	Parks	Maui Nui Botanical Gardens	10/19/11	06/30/26	$100.00
Active	Lease	3-8-007-127	Maui Arts & Cultural Center	Parks	Maui Arts & Cultural Center	02/15/91	02/15/46	$1.00
Active	Lease	3-8-007-001 por	Maui Family YMCA	Parks	Maui Family YMCA	02/06/87	02/28/42	$1.00

This page has been intentionally left blank.

	APPENDIX C - Capital Improvement Projects	
Capital improvement project funding may not be used for any purpose other than as described in this appendix. The total amount appropriated for a project may be used for the work phases provided in the project description. A budget amendment shall be requested if the total amount appropriated will be insufficient to complete all work phases set forth in the project description or if the project description does not clearly represent the work to be performed.		
CBS NO.	**PROJECT TITLE/DESCRIPTION**	**APPROPRIATION**
	Department of Environmental Management	
	1. Countywide	
CBS-1119	**a. Countywide Environmental Protection Agency (EPA) Compliance Wastewater Reclamation Facility Renovation Projects**	4,000,000
	Design, construction, renovation, or upgrade of equipment at Wastewater Reclamation Facilities as required by the 20-Year Rehabilitation & Replacement Plan developed under the 1999 Consent Decree. Projects for FY 2022 include, but not limited to: Kahului Injection Well rehabilitation/replacement, Lanai WWRF process improvements, Kihei warehouse development, Wailuku Wastewater Pump Station electrical improvements and other minor project.	
CBS-1132	**b. Countywide Environmental Protection Agency (EPA) Compliance Projects**	500,000
	Design and construction of sewer line improvements, based on the current CCTV (closed-circuit television) project and in accordance with the 1999 Consent Decree, including CCTV of existing lines, obtaining current wet and dry weather flow data to update the hydraulic model and additional assessments as required.	
CBS-1128	**c. Countywide Wastewater System Modifications**	1,000,000
	Funding to be used only as required for projects where construction and design bids exceed the designated funding appropriations for capital improvement projects already approved.	
CBS-3182	**d. Environmental Compliance System Design and Construction**	250,000
	Design and construction services to address environmental compliance opportunities and operational improvements at all County Solid Waste Management facilities in alignment with State and Federal requirements.	
	2. Kihei-Makena Community Plan Area	
CBS-5032	**a. Kaiola Place Sewer Extension**	100,000
	Construction of approximately 1,000 linear feet of 8-inch sewer along Kaiola Place to connect eight existing lots to the County sewer system.	
CBS-2729	**b. Kihei No. 6 Force Main Replacement**	650,000
	Construction to replace a 4,289-foot, 20-inch diameter ductile iron pipe force main originating at Kalama Park and ending at the Kihei WWRF.	
CBS-2322	**c. Kihei No. 7 Force Main Replacement**	900,000
	Construction to replace a 1,573-foot, 20-inch diameter ductile iron pipe force main within South Kihei Road between Kamaole I Beach Park and Kaiau Road.	
CBS-3197	**d. Kihei No. 8 Force Main Replacement**	1,000,000
	Construction to replace a 2,013-foot, 18-inch diameter ductile iron pipe force main within South Kihei Road between Keawekapu Beach Park and Keonekai Road.	
CBS-1152	**e. Kihei No. 16 Pump Station Rehabilitation and Force Main Replacement**	900,000
	Design and Construction to rehabilitate the pump station and replacement of a 5,073 foot long, 6" diameter force main within Makena and Wailea Alanui Drives.	
CBS-3570	**f. Kihei Wastewater Pump Station No. 7 Relocation**	800,000
	Design to relocate the pump station facility and force main additions.	
CBS-5028	**g. Kihei Wastewater Pump Station No. 9 Modification/Upgrade**	2,300,000
	Design and construct upgrades (pumps, motors, generators, etc.) and required modifications (building, piping, electrical) to the existing pump station originally constructed in 1995.	
CBS-5519	**h. Kihei Wastewater Pump Station No. 2 Modification/Upgrade**	200,000
	Design and construction of upgrades (pumps, motors, generator, etc.) and required modifications (building, piping, electrical) to the existing pump station.	

	3. Lanai Community Plan Area	
CBS-4591	**a. Lanai Wastewater Reclamation Facility Plan**	150,000
	Study to review existing treatment components and investigate alternatives, additions and retrofits for expansion to accommodate future growth. The report shall include a summary of existing facilities, a future anticipated flow study, alternatives discussion, recommendations, proposed upgrade schedules and construction cost estimates.	
	4. Wailuku-Kahului Community Plan Area	
CBS-6639	**a. Central Maui Landfill Gas Collection System Reliability**	320,000
	Review of the existing gas collection system flare assembly and recommendation options for maintenance and upgrades or replacement to enhance system reliability.	
CBS-6634	**b. Central Maui Landfill Phase II/III Interface Development**	850,000
	Construction for installation of a Department of Health approved liner system at the lay back slope of Phase II allowing for landfill gas collection and leachate collection and drainage.	
CBS-6635	**c. Central Maui Landfill Phase III-B Lateral Expansion**	250,000
	Design for the construction of the of the second half of the Phase III landfill area.	
CBS-5020	**d. Central Maui Landfill Stormwater Management Improvements**	100,000
	Design for the construction of required infrastructure improvements to manage stormwater at the landfill.	
CBS-6637	**e. County of Maui Greenwaste and Biosolids Management**	100,000
	Conduct a preliminary engineering report to provide options for future management of greenwaste; biosolids; and fats, oils, and grease.	
CBS-1131	**f. Wailuku-Kahului Environmental Protection Agency (EPA) Compliance Sewer Rehabilitation**	2,000,000
	Rehabilitation of major gravity sewer lines that have reached the end of their useful life and/or have been found to be damaged or in disrepair via video investigation or other means. Projects include, but are not limited to: design/construct/repair of required replacements.	
	5. West Maui Community Plan Area	
CBS-5548	**a. Lahaina Wastewater Reclamation Facility Emergency Generator Replacement**	500,000
	Design and construction for the replacement of an emergency generator located at the Lahaina Wastewater Reclamation Facility.	
CBS-3576	**b. Lahaina Wastewater Reclamation Facility R-1 Process Expansion**	10,500,000
	Design and construction of flow equalization basins, additional filters, ultraviolet disinfection equipment and new process channels to handle peak flows at the facility.	
CBS-1167	**c. Napili No. 1 Force Main Replacement**	300,000
	Design for the replacement of a 3,000-foot, 20-inch diameter ductile iron pipe force main within Lower Honoapiilani Road (between Kameeui Place and the Lahaina WWRF headworks).	
CBS-1177	**d. Napili Wastewater Pump Station No. 1 Modifications**	550,000
	Design and construction of upgrades (pumps, motors, generators) and required modifications (building, piping, electrical) to the existing pump station. The station needs to meet area capacity requirements and be standardized to the similar in design and operation as other West Maui pump station facilities.	
CBS-1179	**e. Napili Wastewater Pump Station No. 3 Modifications**	4,000,000
	Design and construction of upgrades (pumps, motors, generators) and required modifications (building, piping, electrical) to the existing pump station. The station needs to meet area capacity requirements and be standardized to the similar in design and operation as other West Maui pump station facilities.	
CBS-1146	**f. West Maui Environmental Protection Agency (EPA) Compliance Sewer Rehabilitation**	2,000,000
	Design and construction of major gravity lines that have reached the end of their useful life and/or have been found to be damaged or in disrepair via video investigation or other means. Projects includes, but is not limited to: replacement of sewer between Hyatt Force Main and Lahaina No. 2 WWPS.	

CBS-1124	**g. West Maui Recycled Water System Expansion**	13,000,000
	Land acquisition, design, permitting, and construction of upgrades, modifications and additions to the West Maui recycled water distribution system. Projects include, but are not limited to: upgrade reservoir rehabilitation, piping, and force main improvements.	
	Department of Finance	
	1. Countywide	
CBS-1218	**a. Countywide Equipment**	4,785,000
	Equipment purchase for the Department of Environmental Management, Solid Waste Management Program, $2,455,000: (1) dozer for the Hana Landfill; (1) wheel loader, (1) dump truck, and (1) manual rear loader for the Molokai Landfill; (1) mini manual refuse truck for West Maui; (1) Sitework GPS System, (1) Roll-off truck and (1) loader backhoe for the Central Maui Landfill. Equipment purchase for the Department of Fire and Public Safety, $2,330,000: (1) 1500 Gallons-Per-Minute (GPM) Pumper for the Kula Fire Station; and (1) 1500 GPM Pumper for the Lanai Fire Station.	
	Department of Fire and Public Safety	
	1. Countywide	
CBS-1003	**a. Countywide Fire Facilities**	300,000
	Design, renovation, and rehabilitation of Countywide Fire Facilities. Projects may include, but limited to: painting of Hoolehua, Hana, Lanai, and Wailea stations; hose tower stairway improvements for Kahului station; emergency generator automatic transfer switch upgrades for Paia, Makawao, and Kula station; and window replacement for Kihei Station.	
	2. Lanai Community Plan Area	
CBS-1005	**a. Lanai Fire Station Addition**	2,600,000
	Design, permitting, construction, and construction management for an additional apparatus bay and storage area.	
	3. Makawao-Pukalani-Kula Community Plan Area	
CBS-2314	**a. Makawao Fire Station Renovation/Addition**	770,000
	Design and construction of an apparatus bay, including storage and maintenance work space.	
	4. Molokai Community Plan Area	
CBS-6065	**a. Hoolehua Fire Station Renovation/Addition**	550,000
	Design and construction of an apparatus bay, including storage and maintenance work area.	
	5. Paia-Haiku Community Plan Area	
CBS-1002	**a. Haiku Fire Station**	800,000
	Planning, design, and construction of a new fire station.	
	Department of Management	
	1. Wailuku-Kahului Community Plan Area	
CBS-6651	**a. 60 North Church Street Building Renovations**	2,500,000
	Design and construction of interior renovations and engineering systems for the recently acquired building.	
CBS-6653	**b. 100 Mahalani Street Buildings Renovations**	2,000,000
	Design, engineering, permitting, renovation, construction and other related activities to renovate the buildings to accommodate county departments.	

	Department of Parks and Recreation	
	1. Countywide	
CBS-4581	**a. Countywide Parks Facilities**	500,000
	Planning, permitting, design, construction, renovations, repairs, and facility expansion projects that are anticipated at park facilities countywide to accommodate growth, to improve security of the facility, and to enhance the safety of employees and the public. Includes accessibility, code, or agency required improvements.	
CBS-1117	**b. Countywide Parks Americans with Disabilities Act (ADA) Improvements**	500,000
	Planning, design, permitting, and construction for accessibility improvements following the Department's Accessibility Transition Plan, Parks projects, and DCAB fees.	
CBS-3232	**c. Countywide Park Playground Improvements**	600,000
	Planning, design, permitting, and construction of replacement of the Honokowai Park Playground Improvements including but not limited to the replacement of existing playground equipment, installation of a playground shade structure, and replacement of the existing fall surface for existing playground and swing equipment. Includes accessibility, code, or agency required improvements.	
	2. Hana Community Plan Area	
CBS-1971	**a. Helene Hall Improvements**	1,300,000
	Construction and Construction management for the wastewater treatment system for Helene Hall. Includes accessibility, code, or agency required improvements.	
CBS-5530	**b. Old Hana School Improvements**	3,000,000
	Design, construction, and construction management for renovation of existing buildings housing Parks Department offices and various other agencies and tenants at the Old Hana School. Includes accessibility, code, or agency required improvements.	
	3. Kihei-Makena Community Plan Area	
CBS-5552	**a. South Maui Beach Parks Parking Lots Improvements**	775,000
	Design, permitting, reconstruction, and construction of parking lots at South Maui beach parks to include sidewalk and accessibility improvements. Parking lot improvement projects include, but not limited to the following: design for Po`olenalena Beach Park, construction at Wailea Beach Park, and design and construction at Waipuilani Beach Park. Includes accessibility, code, or agency required improvements.	
	4. Lanai Community Plan Area	
CBS-6052	**a. Lanai Youth Center and Skate Park**	4,000,000
	Design, permitting, and construction of a new Lanai Youth Center and Skate Park. Includes accessibility, code, or agency required improvements.	
	5. Paia-Haiku Community Plan Area	
CBS-5056	**a. Alfred Flako Boteilho Sr. Gym Improvements**	500,000
	Design, permitting, construction management, and construction for structural upgrades and repairs, including but not limited to, walls and floor support structure. Includes structural, accessibility, code, or agency required improvements.	
	5. Wailuku-Kahului Community Plan Area	
CBS-5481	**a. Ichiro "Iron" Maehara Baseball Stadium Improvements**	800,000
	Design, permitting, and construction of improvements to the baseball stadium, including rust remediation; repainting of the structure; and other needed repairs and improvements. Includes accessibility, code, or agency required improvements.	
CBS-4583	**b. Kanaha Beach Park Master Plan Implementation**	75,000
	Improvements to the existing Kanaha Beach Park as determined through the master plan process. Funds will be used for the final environmental assessment and integration of a DWS designed graywater reuse system into the overall project master plan.	

CBS-5516	**c. Kehalani Mauka Park Improvements**	150,000
	Design for an additional planned paved parking area adjacent to existing parking lot and restroom; ADA accessible circulation and exercise paths throughout the park; and for ball fields and other improvements in the park. Includes accessibility, code, or agency required improvements.	
CBS-6645	**d. Lihikai School Park Site Improvements**	1,500,000
	Design, permitting, construction, and construction management for the following improvements: asphalt paving of lower parking lot, replacement of comfort station, and ADA accessibility upgrades. The project also includes improvements to the landscaping, drainage, irrigation, and installation of entry/exit gates. Includes accessibility, code, or agency required improvements.	
CBS-6072	**e. Velma McWayne Santos Center Improvements**	2,125,000
	Design, permitting, and construction to install an air conditioning system, readiness for future addition of a photovoltaic system, and other improvements to the Center. Includes accessibility, code, or agency required improvements.	
CBS-5539	**f. War Memorial Football Stadium and Track Rehabilitation**	210,000
	Design, permitting, construction, and construction management to rehabilitate the Stadium and Track based on the assessment of the facility. Includes accessibility, code, or agency required improvements.	
CBS-4616	**g. War Memorial Gym Building Improvements**	15,000,000
	Design, permitting, construction, and construction management of repairs and renovations throughout the facility. The project includes, but is not limited to the following: repair to building structural elements and exterior finish; coating of roof surfaces; upgrade of building electrical and visual fire alarm systems; accessibility improvements at restrooms and locker rooms; installation of air conditioning in the gym; replacement of gym wood flooring, bleachers and other ancillary improvements; readiness for future addition of a photovoltaic system; and structural and facility upgrades as needed to meet the Enhanced Hurricane Protection Area (EHPA) requirements for a Category 3 hurricane shelter. Includes accessibility, code, or agency required improvements.	
	6. West Maui Community Plan Area	
CBS-6077	**a. Lahaina Civic Center Rehabilitation**	600,000
	Design, permitting, and construction to rehabilitate and renovate the civic center facility's systems and amenities including the third floor locker rooms plumbing system, fixtures, finishes, and accessibility improvements; replacement and insulation of the gym roof to meet the energy code; and replacement of existing air conditioning system. Includes accessibility, code, or agency required improvements.	
CBS-6647	**b. Lahaina Civic Center Tennis Court Restroom**	425,000
	Design and construction to rehabilitate the existing tennis court restroom building including replacement of the roof and all toilet fixtures, partitions, and new interior finishes. Includes accessibility, code, or agency required improvements.	
CBS-6652	**c. Napili Park Improvements**	350,000
	Design, permitting, and construction of a replacement batting cage, a new swing set and fall surfacing, and related ADA access improvements at Napili Park. Includes accessibility, code, or agency required improvements.	
	Department of Police	
	1. Countywide	
CBS-1010	**a. Countywide Police Facilities**	800,000
	Design, construction, and renovations for the following projects: 1) automated entry/exit gate at the Kihei Police Station; 2) replacement of Wailuku Police Station back-up chiller; 3) replacement of air conditioning system at the Lanai Police Station; and 4) Forensic Facility Renovations at conditioning, flooring, and consultation.	

	Department of Public Works	
	1. Countywide	
CBS-6069	**a. Countywide Bridge and Drainage Improvements**	3,900,000
	Funding for land acquisition, planning, design, construction, and construction management to support ongoing County CIP bridge and drainage projects and programs; and for the following FY 2022 projects: 1) Countywide Bridge and Drainage Improvements including storm response, drainage improvements to mitigate flooding in areas without adequate infrastructure, and for emergency repairs to damaged or failing assets that pose a hazard to public safety; 2) design to repair existing Iao Bridge near Kepaniwai Park; 3) design to reroute Wailuku Heights Unit 1 runoff away from Wailuku Water Reservoir 10 to a new detention basin based on alternative analysis; 4) design to repair existing Puuhaoa and Alaalaula Bridges in Kipahulu; 5) construction of a subsurface drainage system to eliminate ponding on Waiale Road; and 6) construction of an outlet structure to Kahoma Stream Flood Control Project.	
CBS-6633	**b. Countywide Drainline Replacement Program**	4,400,000
	Assessment, planning, repair, replacement, and construction management to support drainline repair/replacement projects including the following: 1) Repair and replacement of deteriorated drainlines in Central Maui with a focus on the Waiehu Heights Subdivision; 2) Repair and replacement of deteriorated drainlines in West Maui with a focus on the Wahikuli House Lots Subdivision; and 3) Mapping and creation of a GIS Inventory of the South Maui Drainage System, and field evaluation of those systems with corrugated metal pipes over 20 years old which are at-risk of failure.	
CBS-6070	**c. Countywide Facilities Maintenance Program**	1,140,000
	Funding for planning, design, construction, and construction management to support ongoing County CIP facility maintenance projects and the following FY 2022 projects at the Kalana O Maui Campus, the County Service Center, the Ueoka Building, the Hawaiian Tel Building, and Highway's district baseyards. The projects include, but are not limited to the following: 1) emergency repairs to damaged or failing equipment and building components and to supplement existing building projects as needed; 2) upgrade the control panels and vent fans in the Kalana O Maui elevators to improve reliability, ease of maintenance, and air circulation and purification; 3) upgrade the air handlers in the Kalana O Maui, Kalana Pakui, and Old Courthouse buildings with ionized air purifiers to enhance the removal of dust, mold, bacteria, and viruses from the AC system, and replace condensate drain pans to address corrosion and leaks; 4) replace the fuel tank at the Makawao Baseyard; and 5) install an awning at front entry to the County Service Center to prevent rain intrusion.	
CBS-1023	**d. Countywide Road Resurfacing and Pavement Preservation**	10,050,000
	Funding for pavement condition assessments, land acquisition, planning, design, construction, and construction management to support ongoing County CIP and Federal Aid road pavement and slope stabilization projects and for the following FY 2022 projects: 1) Countywide Pavement Preservation, for the maintenance of existing pavement on County road performed by the Highways Division's Pavement Preservation Program; 2) Countywide District Resurfacing, to resurface existing pavements on County roads that are not eligible for federal funding; 3) Kalae area pavement rehabilitation to include Nanikai Pl., Akeu Way, and Koala Way; 4) design for Piiholo Road Pavement Rehabilitation from Makana Rd to 2.2 miles South; 5) reconstruction of Pukalani Terrace Subdivision (Keikilani, Keolalani, Kaualani, Olulani, and Lokelani St); and 6) Reconstruction for the Millyard Subdivision (Imi Kala and Wili Pa Loop).	

CBS-5022	**e. Countywide Federal Aid Program**	15,066,500
	Funding for land acquisition, planning, design, construction, and construction management to support ongoing and the following Federal Aid projects relating to road, bridge, drainage, and bikeway improvements that are approved to receive federal matching funds: 1) Makawao Avenue Pavement Reconstruction, design to reconstruct existing pavement and install shoulder improvements between the Eddie Tam Memorial Center and Apana Road; 2) Papalaua Avenue and Wainee Avenue Traffic Signal Improvements, replacement of outdated traffic signal system; 3) Onehee Avenue Improvements, reconstruction of pavement and construction of safety improvements; and 4) Lower Honoapiilani Road Rehabilitation, design to rehabilitate Lower Honoapiilani Road from Honoapiilani Highway to Hoohui Road.	
CBS-6067	**f. Countywide Traffic and Safety Program**	1,996,600
	Funding for land acquisition, planning, design, and construction to support ongoing County CIP traffic operations and safety projects, and for the following FY 2022 projects: 1) Roadway safety improvements in response to public requests, including installing guardrails, traffic signs and signals, pavement striping, street lighting, traffic calming devices, shoulder widening, road realignment, and other related safety improvements; 2) Countywide Traffic Calming Program at Lower Honoapiilani Rd, South Alu Rd, East Kuiaha Rd, Kauhikoa Rd, Kaupakalua Rd, Pulehu Rd, Makani Rd, and locations where street hump applications are approved by June 30, 2021; 3) construct improvements at the Eha-Waena Street intersection to improve pedestrian safety; 4) construct traffic calming improvements on Haliimaile Road; 5) Traffic Signal Modernization, continue design and begin construction to upgrade existing traffic signal systems in Central Maui including replacement of controller hardware, detection, and signal faces; 6) design sidewalk repairs for Piilani Village in Kihei; and 7) Safe Routes to Schools Program.	
	2. Hana Community Plan Area	
CBS-2779	**a. Kalepa Rockfall Repairs**	4,250,000
	Permitting, design, construction, and construction management for the replacement of an existing deteriorated rockfall netting along the mauka slope of Piilani Highway at Kalepa Point in Kipahulu.	
	3. Kihei-Makena Community Plan Area	
CBS-2309	**a. North South Collector Road (Waipuilani Street to Kaohoulu Street)**	515,000
	Land acquisition and continue design to extend Liloa Drive between Kulanihakoi Street and Waipuilani Street.	
	4. Lanai Community Plan Area	
CBS-3239	**a. Lanai Baseyard Improvements**	900,000
	Planning, design, and construction to repair severe corrosion to the roof and siding of the Lanai Baseyard Building.	
	5. Paia-Haiku Community Plan Area	
CBS-4597	**a. Haiku Road Slope Stability Improvements**	7,500,000
	Construction of slope stabilization and roadway improvements at three sites: 1) near the Haiku Marketplace; 2) near the intersection with Hog Back Road; and 3) near the intersection with Hamana Place to improve roadway safety by addressing the damaged slope and singe-lane traffic restriction at Site 1, and providing roadway widening at the other two sites. Geotechnical report states all sites do not have long term slope stability.	
	6. Wailuku-Kahului Community Plan Area	
CBS-6060	**a. Kahekili Highway Slope Repair**	400,000
	Design to stabilize the eroding slope along the edge of Kahekili Highway in Kahakuloa at MP14.5.	

	7. West Maui Community Plan Area	
CBS-6643	**a. Lower Honoapiilani Road Complete Streets**	500,000
	Planning and preliminary design of complete streets and drainage improvements between Hoohui Road and Napilihau Road.	
	Department of Transportation	
	1. Countywide	
CBS-1039	**a. Bus Stops and Shelters**	600,000
	Implementation of infrastructure design and construction to provide safe, comfortable, and convenient transit facilities for the safety of the members of the community who use public transportation.	
	2. Wailuku-Kahului Community Plan Area	
CBS-5021	**a. Central Maui Transit Hub**	500,000
	Construction and other related costs, including installation of electrical and security equipment, for the transit hub located near Kane and Vevau Streets in Kahului.	
	Department of Water Supply	
	1. Countywide	
CBS-6657	**a. Acquisition of the Wailuku Water Company Water System**	2,000,000
	Acquisition and related costs for the Wailuku Water Company Water System.	
CBS-1075	**b. Countywide Facility Improvements**	1,050,000
	The Countywide Facilities Improvements project addresses critical infrastructure and facility issues at water treatment plants (WTP), well sites, water tank sites, booster pump station sites, and other DWS facilities. Projects include the planning, design, permitting, and construction of the following projects: 1) Olinda WTP Underdrain System; 2) Lahaina WTP Finish waterline to Kahana Tank; 3) Sanitary Survey deficiencies issued by the State Department of Health; and 4) funding for any unforeseen projects critical to maintaining system operations and reliability.	
CBS-2299	**c. Countywide Upgrades and Replacements**	4,550,000
	The Countywide Upgrades and Replacements project supports improvements that will sustain the reliable operation of existing water infrastructure or mitigate inadequacies of the water system for existing and future demand with projects at water treatment plants (WTP), well sites, booster pump stations, tank sites, and waterlines. Projects include planning, design, permitting, and construction for the following projects: 1) Lower Kula Booster #1 pump/motor replacement; 2) Wailea Tank #2 Booster 1 and 2 pump/motor Replacement; 3) Kula Ag Park Reservoir B Booster #2 pump/motor replacement; 4) Wailea Booster #2 pump/motor replacement; 5) Kamole WTP high lift booster motor replacement; 6) Kepaniwai well pump/motor replacement; 7) Kupaa Well pump/motor replacement; 8) Keanae Well #2 pump/motor replacement; 9) Napili Well A pump/motor replacement; 10) Kanaha Wells motor control center upgrade; 11) Waipuka Wells motor control center upgrade; 12) Kenolio Road waterline replacement/upgrade; 13) Wili Place waterline replacement/upgrade; 14) any unforeseen projects critical to maintaining system operations and reliability.	
CBS-4615	**d. Countywide Water System Modification**	500,000
	The Countywide Water System Modification supports all CIP projects, including prior fiscal year, ensuing fiscal year, and emergency projects to efficiently provide clean and safe drinking water to customers. An effective CIP program demands an ability to respond to unanticipated planning, design, permitting, and construction issues in a timely manner.	
	2. Wailuku-Kahului Community Plan Area	
CBS-4622	**a. Kahului Tank II**	860,000
	Construction of new 2 million gallon storage tank. This is a joint project with Maui Lani.	

CBS-6650	**b. Waihee Tank II**	415,000
	Design for the new two million gallon storage tank to improve distribution reliability and to add additional storage capacity for domestic and fire protection water demand for the Central Maui Water System.	
	3. West Maui Community Plan Area	
CBS-1092	**a. West Maui Reliable Capacity**	14,050,000
	The West Maui Reliable Capacity project will support source, transmission, and storage expansion for the West Maui expansion for the West Maui Water System. Projects include West Maui Source Development projects.	

This page has been intentionally left blank.

ORDINANCE NO. _____

BILL NO. _____ (2021)

A BILL FOR AN ORDINANCE RELATING TO THE
CAPTIAL PROGRAM FOR THE FISCAL YEAR ENDING JUNE 30, 2022

BE IT ORDAINED BY THE PEOPLE OF THE COUNTY OF MAUI:

SECTION 1. This ordinance may be referred to as the "Fiscal Year 2022 Capital Program".

SECTION 2. Pending Capital Improvement Projects. The Capital Improvement Projects Report as of December 31, 2020, is set forth in Appendices A-1 and A-2 (attached hereto and made a part hereof).

SECTION 3. Proposed Capital Program for Fiscal Years 2022 through 2027. The proposed Capital Program for Fiscal Years 2022 through 2027 is set forth in Appendix B (attached hereto and make a part hereof).

SECTION 4. If any provision of this ordinance, or the application thereof to any person or circumstance, is held invalid by a count of competent jurisdiction, the invalidity shall not affect other provisions or applications of the ordinance which can be given effect without the invalid provision or applications, and to this end, the provisions of this ordinance are severable.

SECTION 5. This ordinance takes effect on July 1, 2021.

APPROVED AS TO FORM
AND LEGALITY:

/s/Kristina C. Toshikiyo

KRISTINA C. TOSHIKIYO
Deputy Corporation Counsel
County of Maui
2021-0374
2021-03-19 FY2022 Capital Program Bill

This page has been intentionally left blank.

County of Maui
Capital Improvement Projects Report (Excluding Department of Water Supply)
As of 12/31/2020

13-901 DRAINAGE	Original Appropriation	Alloted To Date	Expenditure Prior Years	Expenditure Current Year	Amount Lapsed	Encumbrance	Allotment Balance
Hana Community Plan Area							
MAHALAWA BRDG REPLACEMENT							
GO21-375-390274: Lapse 12/31/19 CBS-1891	43,593.00	10,246.00		10,246.00			
GO21-375-301250: Lapse 12/31/20 CBS-1891	1,199,506.21	1,123,126.06				1,123,126.06	
GO20-374-301289: Lapse 12/31/20 CBS-1891	493.79	493.79		493.79			
WAIOPAI BRIDGE REPAIRS							
GO18-373-389253: Lapse 12/31/18 CBS-4598	1,160,886.36	1,160,886.36	1,116,286.36			44,600.00	
GO20-374-389282: Lapse 12/31/18 CBS-4598	339,113.64	293,200.00	286,053.24			7,146.76	
WAIKAKOI BRIDGE REPLACEMENT							
GO21-375-301290: Lapse 12/31/20 CBS-5043	850,000.00	850,000.00				850,000.00	
	3,593,593.00	**3,437,952.21**	**1,402,339.60**	**10,739.79**	**0.00**	**2,024,872.82**	**0.00**
Makawao-Pukalani-Kula Community Plan Area							
DITCH IMPRV WAIPOLI RD							
GO20-374-379239: Lapse 12/31/17 CBS-3187	232,491.03	232,491.03	170,789.87			61,701.16	
GO18-373-389257: Lapse 12/31/18 CBS-3187	798,089.01	798,089.01	762,890.00			35,199.01	
HIOLANI ST DRAINAGE IMPRV							
GO18-373-389258: Lapse 12/31/18 CBS-3188	900,000.00	900,000.00	67,649.68	633,818.32		198,532.00	
	1,930,580.04	**1,930,580.04**	**1,001,329.55**	**633,818.32**	**0.00**	**295,432.17**	**0.00**
Wailuku-Kahului Community Plan Area							
KAHULUI DRAINLINE REPAIRS							
GO20-374-389278: Lapse 12/31/18 ORD#4791	2,199,800.00	2,173,502.71	1,639,281.39	86,873.95	447,347.37		
WAIEHU DRAINLINE REPAIRS							
GO18-373-389263: Lapse 12/31/18 ORD#4798	1,530,000.00	1,530,000.00	1,501,585.67			28,414.33	
WAILUKU HTS DRAINLN/OUTLET RPR							
GO21-375-301247: Lapse 12/31/20 CBS-5508	1,000,000.00	606,378.94				606,378.94	
CERTIFICATION OF LEVEES NO.27							
GO21-375-301246: Lapse 12/31/20 CBS-5507	380,000.00	377,435.00		3,000.00		374,435.00	
GO21-375-310291: Lapse 12/31/21 CBS-3189	1,500,000.00	6,739.54				6,739.54	
IAO STREAM BANK STABL @ MY							
GO21-375-390283: Lapse 12/31/19 CBS-5050	341,768.00	341,768.00		18,362.60		323,405.40	
GO20-374-390297: Lapse 12/31/19 CBS-5050	158,232.00	158,232.00	155,952.00	2,280.00			
CENTRAL MAUI DRAINAGE REPAIRS							
GO18-373-389261: Lapse 12/31/18 CBS-3189	536,716.33	536,716.33	390,425.99	24,675.00	7,493.28	114,122.06	
GO20-374-389277: Lapse 12/31/18 CBS-3189	163,283.67	163,283.67	35,585.13			127,698.54	
GO21-375-390279: Lapse 12/31/19 CBS-4596	7,816.93	7,816.93		7,816.93			
GO20-374-390294: Lapse 12/31/19 CBS-3189	1,500,000.00	1,491,869.49	1,353,306.65	126,562.84	12,000.00		
	9,317,616.93	**7,393,742.61**	**5,076,136.83**	**269,571.32**	**466,840.65**	**1,581,193.81**	**0.00**
Kihei-Makena Community Plan Area							
SOUTH MAUI DRAINLINE REPAIRS							
GO20-374-389264: Lapse 12/31/18 ORD#4824	450,000.00	450,000.00		450,000.00			

County of Maui
Capital Improvement Projects Report (Excluding Department of Water Supply)
As of 12/31/2020

13-901 Drainage	Original Appropriation	Alloted To Date	Expenditure Prior Years	Expenditure Current Year	Amount Lapsed	Encumbrance	Allotment Balance
GO21-375-390277: Lapse 12/31/19 CBS-5048	447,868.99	406,259.76		406,259.76			
GO20-374-390287: Lapse 12/31/19 CBS-5048	1,851,731.01	1,851,731.01	1,660,529.79	191,201.22			
	2,749,600.00	**2,707,990.77**	**1,660,529.79**	**1,047,460.98**	**0.00**	**0.00**	**0.00**
West Maui Community Plan Area							
LAH AQUATIC CTR RET BASIN REST							
GF19-301-390105: Lapse 12/31/19	75,000.00	75,000.00	39,817.34	4,717.72	30,464.94		
LAHAINA WATERSHED FLOOD CTRL							
GO14-371-321213: Lapse 12/31/12	2,563,498.08	361,349.00	224,288.55	21,319.52		115,740.93	( )
GO18-373-356216: Lapse 12/31/15 ORD#4095	997,900.00	216,315.36				5,151.00	211,164.36
GO18-373-367245: Lapse 12/31/16 CBS-1026	2,000,000.00	2,000,000.00	15,000.00			1,985,000.00	
	5,636,398.08	**2,652,664.36**	**279,105.89**	**26,037.24**	**30,464.94**	**2,105,891.93**	**211,164.36**
Countywide							
CW DRAINAGE IMPROVEMENTS							
GO14-371-321203: Lapse 12/31/12 CBS-1027	1,211,279.78	1,211,279.78	998,277.12	44,591.68	149,390.20	19,020.78	
GO18-373-367C48: Lapse 12/31/16 CBS-1027	1,500,000.00	1,425,286.34	1,338,037.44	32,042.00	27,540.00	27,666.90	
GF17-301-378C69: Lapse 12/31/17 CBS-1027	1,000,000.00	1,000,000.00	894,702.81	9,221.30	51,258.17	44,817.72	
GO18-373-389C47: Lapse 12/31/18 CBS-1027	492,267.67	467,037.58	388,423.81		1,801.78	76,811.99	
GO20-374-389C57: Lapse 12/31/18 CBS-1027	482,451.19	456,071.67	125,871.67	330,200.00			
GO20-374-390C69: Lapse 12/31/19 CBS#1027	952,891.00	934,423.52	930,891.00	22,000.00			(18,467.48)
GO21-375-393C90: Lapse 12/31/19 CBS#1027	347,109.00	112,265.99		4,500.00		107,765.99	
GO20-374-301C78: Lapse 12/31/20 CBS-1027	850,444.81	850,444.81	717,684.10	132,760.71			
GO21-375-303C78: Lapse 12/31/20 CBS-1027	2,149,555.19	2,149,131.34		186,816.97		1,962,314.37	
	8,985,998.64	**8,605,941.03**	**5,393,887.95**	**762,132.66**	**229,990.15**	**2,238,397.75**	**(18,467.48)**
TOTAL Drainage	**32,213,786.69**	**26,728,871.02**	**14,813,329.61**	**2,749,760.31**	**727,295.74**	**8,245,788.48**	**192,696.88**

County of Maui
Capital Improvement Projects Report (Excluding Department of Water Supply)
As of 12/31/2020

13-902 Other Projects	Original Appropriation	Alloted To Date	Expenditure Prior Years	Expenditure Current Year	Amount Lapsed	Encumbrance	Allotment Balance
Makawao-Pukalani-Kula Community Plan Area							
SOH UPCOUNTRY MAUI AGRI PARK							
SH20-323-301027:		3,500,000.00					3,500,000.00
Wailuku-Kahului Community Plan Area							
DATA CENTER AC REPLACEMENT							
GF19-301-390034: Lapse 12/31/19	250,000.00	250,000.00	44,062.22		201,042.00	4,895.78	
GF21-301-310049: Lapse 12/31/21 CBS-6071	145,000.00	145,000.00					145,000.00
IT DATA CENTER IMPROVEMENTS							
GO21-375-301259: Lapse 12/31/20 CBS-	350,000.00	340,136.53		219,319.67		120,816.86	
KAHULUI CIVIC CTR/CM TRANSIT							
SH19-323-390021: ACT053-SLH 2018	2,500,000.00	2,500,000.00				2,500,000.00	
	3,245,000.00	**3,235,136.53**	**44,062.22**	**219,319.67**	**201,042.00**	**2,625,712.64**	**145,000.00**
West Maui Community Plan Area							
LAHAINA AQUATIC CTR RET BASIN							
GO21-375-310273: Lapse 12/31/21 CBS-5060	800,000.00	701,453.98		3,296.38		698,157.60	
STATE OF HAWAII DOH GRANT							
SH17-323-379517: C6-9993921 3	108,000.00	108,000.00	107,896.00				104.00
	908,000.00	**809,453.98**	**107,896.00**	**3,296.38**	**0.00**	**698,157.60**	**104.00**
Countywide							
BRIDGE INSP/EVAL OF CTY BRIDGE							
GF19-301-390071: Lapse 12/31/19 CBS-3177	300,000.00	300,000.00	264,700.00	35,300.00			
CW EQUIP 4000 GAL WATER TRUCK							
GO21-375-301207: Lapse 12/31/20 CBS-1218	330,000.00	294,607.49				294,607.49	
GO21-375-301211: Lapse 12/31/20 CBS-1218	755,000.00	623,516.84				623,516.84	
GO21-375-301212: Lapse 12/31/20 CBS-1218	1,334,219.94	1,124,770.88		239,880.71		884,890.17	
GO21-375-310240: Lapse 12/31/21 CBS-1218	1,830,000.00	799,197.18				799,197.18	
GO21-375-310241: Lapse 12/31/21 CBS-1218	600,000.00						
GO21-375-310242: Lapse 12/31/21 CBS-1218	1,805,000.00	1,453,606.73				1,453,606.73	
GO21-375-310243: Lapse 12/31/21 CBS-1218	2,220,000.00	786,427.38				786,427.38	
GO21-375-310244: Lapse 12/31/21 CBS-1218	1,130,000.00	1,082,686.37					1,082,686.37
GO21-375-310245: Lapse 12/31/21 CBS-1218	100,000.00	99,660.66				99,660.66	
GO21-375-310246: Lapse 12/31/21 CBS-6092	10,000,000.00						
BUS STOPS & SHELTERS							
GF20-301-301419: Lapse 12/31/20 CBS-1039	200,000.00	200,000.00		29,690.00	7,200.00	163,110.00	
GO21-375-310295: Lapse 12/31/21 CBS-1039	400,000.00						
	21,004,219.94	**6,764,473.53**	**264,700.00**	**304,870.71**	**7,200.00**	**5,105,016.45**	**1,082,686.37**
TOTAL Other Projects	**25,157,219.94**	**14,309,064.04**	**416,658.22**	**527,486.76**	**208,242.00**	**8,428,886.69**	**4,727,790.37**

County of Maui
Capital Improvement Projects Report (Excluding Department of Water Supply)
As of 12/31/2020

13-903 Government Facilities	Original Appropriation	Alloted To Date	Expenditure Prior Years	Expenditure Current Year	Amount Lapsed	Encumbrance	Allotment Balance
Hana Community Plan Area							
NAHIKU COMMUNITY CENTER							
GO18-373-367298: Lapse 12/31/16 ORD#4316	1,950,000.00	191,340.00	155,073.50			36,266.50	
OLD HANA SCH IMPROVEMENTS							
GO21-375-301230: Lapse 12/31/20 CBS-5530	315,601.03	315,601.03		3,822.11		311,778.92	
HELENE HALL IMPROVEMENTS							
GO21-375-301266: Lapse 12/31/20 CBS-1971	800,000.00	445,220.00				445,220.00	
	3,065,601.03	**952,161.03**	**155,073.50**	**3,822.11**	**0.00**	**793,265.42**	**0.00**
Makawao-Pukalani-Kula Community Plan Area							
DMVL PUKALANI SATELLITE OFFICE							
GF21-301-315305: Lapse 12/31/21 CBS-XXXX		250,000.00					250,000.00
Wailuku-Kahului Community Plan Area							
WAILUKU CIVIC COMPLEX							
GO20-374-390235: Lapse 12/31/19	36,968,794.19	36,968,794.19	2,844,550.93	2,778,258.15		31,345,985.11	
GO21-375-390237: Lapse 12/31/19	5,031,205.81	4,560,413.23				4,907,390.23	(346,977.00)
GOLAPS-350-390935: Lapse 12/31/19	2,195,000.00	2,195,000.00		55,951.55		2,139,048.45	
GO21-375-310276: Lapse 12/31/21 CBS-5528	1,500,000.00						
GO21-375-310280: Lapse 12/31/21 CBS-XXXX	501,000.00	501,000.00				501,000.00	
CENTRAL MAUI TRANSIT HUB							
GO20-374-390206: Lapse 12/31/19 CBS-5021	485,213.00	485,213.00	461,431.00	23,782.00			
GO21-375-390207: Lapse 12/31/19 CBS-5021	164,787.00	162,387.00		8,180.00		154,207.00	
WAI REDEVT MUNI PRKG LOT EXP							
GF17-301-378366: Lapse 12/31/17 CBS-2789	3,380,447.00	3,380,447.00	2,538,068.53	224,994.95	382,706.11	234,677.41	
GF18-301-389744: Lapse 12/31/18 CBS-2789	4,300,000.00	4,300,000.00	2,485,970.05	339,954.90	10,026.00	1,464,049.05	( )
KAHULUI FIRE STN APPARATUS SHL							
GF20-301-301338: Lapse 12/31/20 CBS-2735	50,000.00	50,000.00	1,720.00	16,682.00	28,700.00	2,898.00	
GO21-375-315251: Lapse 12/31/21 CBS-2735	325,000.00	280,109.00					280,109.00
KALANA O MAUI 2ND FLR DECK RPR							
GO21-375-301202: Lapse 12/31/20 CBS-5517	600,000.00	484,351.75		176.25		484,175.50	
GF20-301-301345: Lapse 12/31/20	450,000.00	450,000.00	24,873.60	40,814.75	277,808.18	106,503.47	
WAILUKU POLICE STN IMPRV							
GO21-375-301276: Lapse 12/31/20 CBS-5535	1,500,000.00	1,424,500.00				1,424,500.00	
GF20-301-301377: Lapse 12/31/20 CBS-5535	110,000.00	110,000.00	900.00	45,552.05	17,995.92	45,552.03	
NEW COUNTY SERVICE CENTER							
GO18-373-389226: Lapse 12/31/18 CBS-2324	21,175,969.20	21,175,969.20	20,283,174.24	892,794.96			( )
GO20-374-389269: Lapse 12/31/18 CBS-2324	3,824,030.80	995,646.80	360,572.18	405,760.55		229,314.07	
GO21-375-301227: Lapse 12/31/20 CBS-2324	1,419,087.88	1,356,287.04		729,248.09		627,038.95	
GO20-374-301239: Lapse 12/31/20 CBS-2324	80,912.12	80,912.12	80,912.12			289,800.00	(289,800.00)
GOLAPS-350-301340: Lapse 12/31/20 CBS-2324	382,411.00	382,411.00	119,742.34	252,754.49	9,534.10	380.07	
GOLAPS-350-310051: Lapse 12/31/21 CBS-2324	1,577,679.00	1,577,679.00		9,926.79		201,028.10	1,366,724.11
GO21-375-310250: Lapse 12/31/21 CBS-2324	2,422,321.00	2,408,756.76		288,753.90		2,120,002.86	
GO21-375-310293: Lapse 12/31/21	3,800,000.00	3,735,549.16		3,735,549.16			

County of Maui
Capital Improvement Projects Report (Excluding Department of Water Supply)
As of 12/31/2020

13-903 Government Facilities	Original Appropriation	Alloted To Date	Expenditure Prior Years	Expenditure Current Year	Amount Lapsed	Encumbrance	Allotment Balance
KALANA O MAUI FIRE SPRKLR IMPR							
GO21-375-301229: Lapse 12/31/20 CBS-5025	449,813.38	388,325.00				388,325.00	
EMERGENCY MGT OFFICE RENOVTN							
GO20-374-301210: Lapse 12/31/20 CBS-5518	51,188.14	51,188.14	48,379.75	2,808.39			
GO21-375-301225: Lapse 12/31/20 CBS-5518	448,811.86	274,675.75		1,900.89		272,774.86	
KALANA PAKUI BLDG AC RPLCMNT							
GO21-375-301244: Lapse 12/31/20 CBS-3579	600,000.00	540,450.38				540,450.38	
	93,793,671.38	**88,320,065.52**	**29,250,294.74**	**9,853,843.82**	**726,770.31**	**47,479,100.54**	**1,010,056.11**
Kihei-Makena Community Plan Area							
SOUTH MAUI CONSOLID MAINT OPER							
GF21-301-310056: Lapse 12/31/21 CBS-2742	30,000.00	30,000.00					30,000.00
Lanai Community Plan Area							
LANAI FIRE STN IMPROVEMENTS							
GF18-301-389723: Lapse 12/31/18 CBS-1005	110,000.00	110,000.00	18,705.40		83,278.00	8,016.60	
GO21-375-301235: Lapse 12/31/20 CBS-1005	1,872,000.00	439,223.00		295,053.50		144,169.50	
LANAI BASEYARD IMPRV							
GO18-373-378286: Lapse 12/31/17 CBS-3239	300,000.00	172,182.00	106,385.71		4,550.00	61,246.29	
	2,282,000.00	**721,405.00**	**125,091.11**	**295,053.50**	**87,828.00**	**213,432.39**	**0.00**
Molokai Community Plan Area							
HOOLEHUA FIRE STATION RENOV							
GF21-301-310048: Lapse 12/31/21 CBS-6065	350,000.00	350,000.00					350,000.00
GF21-301-310075: Lapse 12/31/21 CBS-6095	500,000.00	500,000.00					500,000.00
MOLOKAI BASEYARD DESIGN&C							
GOLAPS-350-356459: Lapse 12/31/15 CBS-1211	3,500,000.00	3,500,000.00	332,483.87		3,086,848.00	80,668.13	
GOLAPS-350-378392: Lapse 12/31/17 CBS-1211	3,703,000.00	3,703,000.00	3,434,264.41	17,772.59	4,905.00	246,058.00	
GO21-375-390278: Lapse 12/31/19 CBS-1211	14,757.91	13,957.91		12,307.25		1,650.66	
GO20-374-390291: Lapse 12/31/19 CBS-1211	235,242.09	235,242.09	229,600.79	5,641.30			
	8,303,000.00	**8,302,200.00**	**3,996,349.07**	**35,721.14**	**3,091,753.00**	**328,376.79**	**850,000.00**
Countywide							
CW FIRE FACILITIES							
GF19-301-390C32: Lapse 12/31/19 CBS#1003	303,000.00	303,000.00	70,182.86	74,900.00	157,917.14		
GF20-301-301C34: Lapse 12/31/20 CBS-1003	500,000.00	500,000.00	4,800.00	46,574.96		448,625.04	
GO21-375-310278: Lapse 12/31/21 CBS-6070	200,000.00	56,737.44		5,998.99		50,738.45	
GF21-301-310C47: Lapse 12/31/21 CBS-1003	200,000.00	200,000.00				70,311.96	129,688.04
GF21-301-310C77: Lapse 12/31/21 CBS-6070	2,475,000.00	2,475,000.00		19,066.00		11,853.15	2,444,080.85
CENTRAL MAUI TRANSIT HUB							
GO21-375-310296: Lapse 12/31/21 CBS-5021	2,300,000.00	1,826,479.00				1,700,779.00	125,700.00
CW FACILITY BLDG IMPROVEMENTS							
GF14-301-345320: Lapse 12/31/14 CBS-1032	500,000.00	500,000.00	475,990.42		20,997.99	3,011.59	
GF15-301-356C21: Lapse 12/31/15 CBS-1032	600,000.00	600,000.00	538,242.07	5,000.00	56,757.93		
GO18-373-367C49: Lapse 12/31/16 CBS-1032	750,000.00	367,502.08	328,040.94	2,127.21	6,717.04	30,616.89	

County of Maui
Capital Improvement Projects Report (Excluding Department of Water Supply)
As of 12/31/2020

13-903 Government Facilities	Original Appropriation	Alloted To Date	Expenditure Prior Years	Expenditure Current Year	Amount Lapsed	Encumbrance	Allotment Balance
GF17-301-378C70: Lapse 12/31/17 CBS-1032	350,000.00	350,000.00	111,354.66		14,882.56	223,762.78	
GF18-301-389C48: Lapse 12/31/18 CBS-1032	500,000.00	500,000.00	280,730.99		138,163.26	81,105.75	
GF19-301-390C70: Lapse 12/31/19 CBS#1032	425,000.00	425,000.00	249,148.59	4,507.79	34,919.11	136,424.51	
GF20-301-301C79: Lapse 12/31/20 CBS-1032	450,000.00	450,000.00	158.29	40,090.55		399,999.07	9,752.09
CW POLICE FACILITIES							
GF17-301-378C67: Lapse 12/31/17 CBS-1010	940,000.00	940,000.00	914,036.27	5,566.24	1,582.75	18,814.74	
GF18-301-389C45: Lapse 12/31/18 CBS-1010	425,000.00	425,000.00	311,667.77		93,272.23	20,060.00	
GO20-374-390C56: Lapse 12/31/19 CBS#1010	161,969.23	161,969.23	146,983.63	14,985.60			
GO21-375-390C58: Lapse 12/31/19 CBS#1010	766,030.77	593,295.77		500,602.00		92,693.77	
	11,846,000.00	**10,673,983.52**	**3,431,336.49**	**719,419.34**	**525,210.01**	**3,288,796.70**	**2,709,220.98**
TOTAL Government Facilities	**119,320,272.41**	**109,249,815.07**	**36,958,144.91**	**10,907,859.91**	**4,431,561.32**	**52,102,971.84**	**4,849,277.09**

County of Maui
Capital Improvement Projects Report (Excluding Department of Water Supply)
As of 12/31/2020

13-904 Parks and Recreation	Original Appropriation	Alloted To Date	Expenditure Prior Years	Expenditure Current Year	Amount Lapsed	Encumbrance	Allotment Balance
Hana Community Plan Area							
PA'ANI MAI PARK IMPROVM							
GF15-301-356402: Lapse 12/31/15 CBS-2328	300,000.00	300,000.00	163,599.50		29,840.00	106,560.50	
ADA ACCESS HANA BALL PARK							
GO21-375-301249: Lapse 12/31/20	50,000.00	416.66		416.66			
HANA PRK TENNIS/BBALL COURTS							
GF20-301-301348: Lapse 12/31/20 CBS-5531	120,000.00	120,000.00	50,000.00	69,914.00		86.00	
GF21-301-310055: Lapse 12/31/21 CBS-5531	1,290,000.00	1,290,000.00		4,344.00		54,630.00	1,231,026.00
GO21-375-310254: Lapse 12/31/21 CBS-5530	1,850,000.00	653,711.30				653,711.30	
HELENE HALL IMPROVEMENTS							
GO18-373-389230: Lapse 12/31/18 CBS-1971	85,787.12	85,787.12	75,377.42			10,409.70	
HANA-KEANAE-KAILUA PARKS							
GF16-301-367101: Lapse 12/31/16 CBS-2350	446,250.00	446,250.00	413,115.50			33,134.50	
GF19-301-390041: Lapse 12/31/19 CBS-2350	675,000.00	675,000.00	660,773.51	8,271.49		5,955.00	
GF20-301-301347: Lapse 12/31/20 CBS-2350	450,000.00	450,000.00	24,880.00	42,006.00		383,114.00	
	5,267,037.12	**4,021,165.08**	**1,387,745.93**	**124,952.15**	**29,840.00**	**1,247,601.00**	**1,231,026.00**
Paia-Haiku Community Plan Area							
ALFRED BOTEILHO,SR. GYM IMP							
GO21-375-390268: Lapse 12/31/19 CBS-5056	1,497,500.00	19,906.13				19,906.13	
GO21-375-301261: Lapse 12/31/20 CBS-5056	1,897,880.00	1,897,880.00				1,897,880.00	
GF21-301-310065: Lapse 12/31/21 CBS-6073	600,000.00	600,000.00					600,000.00
PA21-309-310066: Lapse 12/31/21 CBS-6093	15,000.00	15,000.00					15,000.00
HAIKU PARK RESTROOM							
PA20-309-301363: Lapse 12/31/20 CBS-5534	510,000.00	510,000.00	54,324.88	23,718.74	392,334.26	39,622.12	
GF21-301-310064: Lapse 12/31/21 CBS-5534	400,000.00	400,000.00					400,000.00
PAIA-HAIKU PARKS SYSTEM							
GO18-373-378254: Lapse 12/31/17 CBS-2348	400,000.00	110,543.00	60,652.19			49,890.81	
GF17-301-378353: Lapse 12/31/17 CBS-2348	320,000.00	320,000.00	313,590.50	6,409.50			
GO18-373-389238: Lapse 12/31/18 CBS-2348	635,245.45	635,245.45	630,596.41	4,649.04			
GO20-374-389272: Lapse 12/31/18 CBS-2348	129,754.55	129,754.55	128,192.05	1,562.50			
GF19-301-390058: Lapse 12/31/19 CBS-2348	50,000.00	50,000.00	2,200.00	13,689.48	17,362.00	16,748.52	
GO20-374-390253: Lapse 12/31/19 CBS-2348	359,954.95	359,954.95	126,829.90	233,125.05			
GO21-375-390264: Lapse 12/31/19 CBS-2348	590,045.05	544,781.49		293,860.21		250,921.28	
GF20-301-301362: Lapse 12/31/20 CBS-2348	260,000.00	260,000.00		700.00	68,025.00	191,275.00	
	7,665,380.00	**5,853,065.57**	**1,316,385.93**	**577,714.52**	**477,721.26**	**2,466,243.86**	**1,015,000.00**
Makawao-Pukalani-Kula Community Plan Area							
HANNIVAL TAVARES CC IMPRV							
GF20-301-301357: Lapse 12/31/20 CBS-3228	1,000,000.00	1,000,000.00	414,659.14	42,787.18		542,553.68	
MAK-PUK-KULA ULU PARKS							
GF16-301-367103: Lapse 12/31/16 CBS-2349	435,000.00	435,000.00	390,113.14		5,972.48	38,914.38	( )
GF20-301-301356: Lapse 12/31/20 CBS-2349	175,000.00	175,000.00		700.00	568.00	173,732.00	
WAIAKOA GYM IMPRVMNTS							

County of Maui
Capital Improvement Projects Report (Excluding Department of Water Supply)
As of 12/31/2020

13-904 Parks and Recreation	Original Appropriation	Alloted To Date	Expenditure Prior Years	Expenditure Current Year	Amount Lapsed	Encumbrance	Allotment Balance
GO21-375-390261: Lapse 12/31/19 CBS-2329	13,712.00	13,668.70				13,668.70	
GO21-375-310261: Lapse 12/31/21 CBS-2329	430,000.00						
KULA PARK PLAYGROUND							
PA19-309-390053: Lapse 12/31/19 CBS-1175	95,000.00	95,000.00	72,222.00	3,655.00	19,123.00		
GF20-301-301358: Lapse 12/31/20 CBS-1175	850,000.00	850,000.00	584,384.00	169,635.93	95,980.07		
	2,998,712.00	**2,568,668.70**	**1,461,378.28**	**216,778.11**	**121,643.55**	**768,868.76**	**(0.00)**
Wailuku-Kahului Community Plan Area							
WAIEHU GC STARTER BOOTH/RESTO							
GO18-373-378257: Lapse 12/31/17 CBS-1202	500,000.00	494,800.00	370,665.00			124,135.00	
NEW KAHULUI COM'TY CTR							
GF18-301-389742: Lapse 12/31/18 CBS-4628	250,000.00	250,000.00	51,367.64			198,632.36	
GF21-301-310071: Lapse 12/31/21 CBS-5481	525,000.00	525,000.00				15,632.00	509,368.00
GF21-301-310072: Lapse 12/31/21 CBS-5539	600,000.00	600,000.00				825.00	599,175.00
CENTRAL MAUI PARKS SYSTEM							
GF16-301-367105: Lapse 12/31/16 CBS-2351	600,000.00	600,000.00	546,950.51		2,000.00	51,049.49	
GO18-373-378256: Lapse 12/31/17 CBS-2351	461,000.00	402,778.63	390,166.83	12,611.80			
GF18-301-389740: Lapse 12/31/18 CBS-2351	1,000,000.00	1,000,000.00	684,301.00		154,743.28	160,955.72	
GF19-301-390062: Lapse 12/31/19 CBS-2351	240,000.00	240,000.00	108,284.73	102,567.31		29,147.96	
GF20-301-301367: Lapse 12/31/20 CBS-2351	600,000.00	600,000.00	132,369.15	24,422.45	234,120.24	209,088.16	
WAR MEMORIAL GYM BLDG IMPRV							
GF18-301-389739: Lapse 12/31/18 CBS-4616	350,000.00	350,000.00	106,250.76	70,771.03	80,449.00	92,529.21	
GF20-301-301370: Lapse 12/31/20 CBS-4616	250,000.00	250,000.00				250,000.00	
WAIEHU GC WWTR IMPR							
GO18-373-378258: Lapse 12/31/17 CBS-3231	50,000.00	49,600.00	36,550.00			13,050.00	
GF20-301-301373: Lapse 12/31/20 CBS-3231	75,000.00	75,000.00	200.00		9,657.00	65,143.00	
KEPANIWAI HERITAG GARDENS IMPR							
GF19-301-390061: Lapse 12/31/19 CBS-1143	330,000.00	330,000.00	322,790.00	3,140.00	4,070.00		
GF20-301-301366: Lapse 12/31/20 CBS-1143	300,000.00	300,000.00	4,532.00	17,842.00	232,649.00	44,977.00	
GF21-301-310070: Lapse 12/31/21 CBS-1143	150,000.00	150,000.00					150,000.00
KANAHA BCH PRK MP IMPRVMNT							
GF20-301-301368: Lapse 12/31/20	250,000.00	250,000.00	6,249.99	17,068.80	3,635.00	223,046.21	
WM COMPLEX PAVING IMPROVEMENTS							
GF14-301-345311: Lapse 12/31/14 CBS-1209	400,000.00	400,000.00	384,637.48		84.58	15,277.94	
GO20-374-390259: Lapse 12/31/19 CBS-1209	450,889.00	450,889.00	449,729.00	1,160.00			
GO21-375-390271: Lapse 12/31/19 CBS-1209	49,111.00	31,505.00		2,370.00		29,135.00	
GO21-375-301240: Lapse 12/31/20 CBS-1209	424,405.38	396,790.02				396,790.02	
GO20-374-301264: Lapse 12/31/20 CBS-1209	2,325,594.62	2,325,594.62	1,157,141.29	1,168,453.33			
GO21-375-310267: Lapse 12/31/21 CBS-4616	1,000,000.00	294,742.00				294,742.00	
GO21-375-310268: Lapse 12/31/21 CBS-6072	250,000.00						
WAIKAPU CC EXPANSION							
GO18-373-378260: Lapse 12/31/17 CBS-3214	1,000,000.00	17,869.00				17,869.00	
GO18-373-389268: Lapse 12/31/18 CBS-3214	1,488,030.24	1,488,030.24		24,876.96		1,463,153.28	
WAIKAPU CC BBALL CT IMPRV							
GF20-301-301369: Lapse 12/31/20 CBS-2330	175,000.00	175,000.00	23,843.50	3,493.00	18,687.50	128,976.00	

County of Maui
Capital Improvement Projects Report (Excluding Department of Water Supply)
As of 12/31/2020

13-904 Parks and Recreation	Original Appropriation	Alloted To Date	Expenditure Prior Years	Expenditure Current Year	Amount Lapsed	Encumbrance	Allotment Balance
WAR MEMORIAL FB STD REHAB							
GF20-301-301371: Lapse 12/31/20 CBS-5539	100,000.00	100,000.00	96,000.00			4,000.00	
CENTRAL MAUI REGIONAL PARK							
GF20-301-301372: Lapse 12/31/20 CBS-1214	500,000.00	500,000.00				500,000.00	
CM REG'L SPRTS CMPLX MAINT							
GO21-375-301241: Lapse 12/31/20 CBS-3209	1,745,000.00	1,745,000.00				1,745,000.00	
WELLS PARK MASTER PLAN IMPL							
GO21-375-390265: Lapse 12/31/19 CBS-4584	26,177.00	25,950.00				25,950.00	
KOKUA POOL IMPROVEMENTS							
GF19-301-390064: Lapse 12/31/19	450,000.00	450,000.00	296,362.70	116,244.90	3,411.80	33,980.60	
ICHIRO MAEHARA BB STDM IMPRV							
GF19-301-390065: Lapse 12/31/19	500,000.00	500,000.00	416,950.22	6,692.20	44,515.78	31,841.80	
GO21-375-310269: Lapse 12/31/21 CBS-5481	525,000.00						
WAILUKU HEIGHTS PARK							
GF19-301-390862: Lapse 12/31/19 CBS-2351	150,000.00	150,000.00	149,037.50	525.00		437.50	
	18,090,207.24	**15,518,548.51**	**5,734,379.30**	**1,572,238.78**	**788,023.18**	**6,165,364.25**	**1,258,543.00**
Kihei-Makena Community Plan Area							
WAIPUILANI PARK IRRIGATION							
GF16-301-367108: Lapse 12/31/16 CBS-2359	800,000.00	800,000.00	533,870.74		239,500.00	26,629.26	
GF17-301-378341: Lapse 12/31/17 CBS-2359	100,000.00	100,000.00	18,758.13		81,137.23	104.64	
GF18-301-389756: Lapse 12/31/18 ORD#4796	81,137.00	81,137.00	29,427.85		44,151.81	7,557.34	
SM COMMUNITY PARK							
GO18-373-378243: Lapse 12/31/17 CBS-1118	650,000.00	544,967.99	311,376.28	39,371.88		194,219.83	
PA19-309-390044: Lapse 12/31/19 CBS-1118	500,000.00	500,000.00	25,857.67			474,142.33	
SOUTH MAUI PARKS SYSTEM							
PA18-309-389732: Lapse 12/31/18 CBS-2345	638,000.00	638,000.00	361,311.12		269,474.63	7,214.25	
GF19-301-390042: Lapse 12/31/19 CBS-2345	195,000.00	195,000.00	76,730.00	11,787.25	99,000.00	7,482.75	
GF20-301-301350: Lapse 12/31/20 CBS-2345	300,000.00	300,000.00	400.00	170,677.28	5,895.01	123,027.71	
PA20-309-301352: Lapse 12/31/20 CBS-2345	75,000.00	75,000.00				75,000.00	
GF21-301-310057: Lapse 12/31/21 CBS-5552	100,000.00	100,000.00				6,985.00	93,015.00
GO21-375-310258: Lapse 12/31/21 CBS-5552	500,000.00						
GO21-375-310259: Lapse 12/31/21 CBS-6075	400,000.00	36,655.21		14,661.37		21,993.84	
SM COMM PARK REC CENTER							
PA19-309-390046: Lapse 12/31/19 CBS-5059	900,000.00	900,000.00	793,962.51		12,191.27	93,846.22	
KAMAOLE POINT PAVILIONA							
PA19-309-390045: Lapse 12/31/19 CBS-1205	250,000.00	250,000.00			1,185.00	248,815.00	
PA20-309-301351: Lapse 12/31/20 CBS-1205	250,000.00	250,000.00			26,089.00	223,911.00	
	5,739,137.00	**4,770,760.20**	**2,151,694.30**	**236,497.78**	**778,623.95**	**1,510,929.17**	**93,015.00**
West Maui Community Plan Area							
WEST MAUI PARKS SYSTEM							
PA17-309-378365: Lapse 12/31/17 CBS-2344	285,000.00	285,000.00			142,455.68	142,544.32	
PA18-309-389743: Lapse 12/31/18 CBS-2344	950,000.00	950,000.00	477,326.00			472,674.00	

County of Maui
Capital Improvement Projects Report (Excluding Department of Water Supply)
As of 12/31/2020

13-904 Parks and Recreation	Original Appropriation	Alloted To Date	Expenditure Prior Years	Expenditure Current Year	Amount Lapsed	Encumbrance	Allotment Balance
GF19-301-390066: Lapse 12/31/19 CBS-2344	462,000.00	462,000.00	185,240.21	14,342.00		262,417.79	
GO20-374-390255: Lapse 12/31/19 CBS-2344	95,895.00	95,895.00	68,042.00	27,853.00			
GO21-375-390267: Lapse 12/31/19 CBS-2344	190,105.00	190,105.00		4,385.00		185,720.00	
GF20-301-301374: Lapse 12/31/20 CBS-2344	500,000.00	500,000.00	480.00	145,469.38	1,301.37	352,749.25	
LAUNIUPOKO MASTER PLAN							
PA19-309-390067: Lapse 12/31/19	500,000.00	500,000.00				500,000.00	
GF21-301-310074: Lapse 12/31/21 CBS-6077	250,000.00	250,000.00					250,000.00
MOKUHINIA ECOSYSTEM/RESTORATN							
GO18-373-345266: Lapse 12/31/14 ORD#4095	132,414.26	132,411.37	117,153.94			15,257.43	
GF15-301-356560: Lapse 12/31/15 ORD#4202	50,000.00	50,000.00	47,000.00			3,000.00	
	3,415,414.26	**3,415,411.37**	**895,242.15**	**192,049.38**	**143,757.05**	**1,934,362.79**	**250,000.00**
Lanai Community Plan Area							
LANAI PARKS SYSTEM							
GF17-301-378345: Lapse 12/31/17 CBS-2347	25,000.00	25,000.00	20,338.25			4,661.75	
GF19-301-390047: Lapse 12/31/19 CBS-2347	350,000.00	350,000.00	68,884.90		158,784.00	122,331.10	
GO21-375-301233: Lapse 12/31/20 CBS-2347	533,700.00	533,700.00				533,700.00	
GF20-301-301353: Lapse 12/31/20 CBS-2347	495,000.00	495,000.00				495,000.00	
PA20-309-301354: Lapse 12/31/20 CBS-2347	95,000.00	95,000.00				95,000.00	
LANAI PARKS MAINTENANCE BLDG							
GO21-375-390262: Lapse 12/31/19 CBS-4580	284,756.16	2,343.16				2,343.16	
LANAI YOUTH CTR/SKATE PRK							
GO21-375-301231: Lapse 12/31/20 CBS-2347	3,497,000.00	285,010.11		31,828.19		253,181.92	
GO20-374-301255: Lapse 12/31/20 CBS-2347	3,000.00	3,000.00		3,000.00			
GO21-375-310260: Lapse 12/31/21 CBS-5542	1,100,000.00						
LANAI COM'TY CTR COMM KITCHEN							
GF18-301-389734: Lapse 12/31/18 CBS-4626	250,000.00	250,000.00	53,299.50		183,949.00	12,751.50	
GO20-374-390252: Lapse 12/31/19 CBS-4626	392,391.68	392,391.68	173,446.85	218,944.83			
GO21-375-390263: Lapse 12/31/19 CBS-4626	507,608.32	402,586.32		402,586.32			
	7,533,456.16	**2,834,031.27**	**315,969.50**	**656,359.34**	**342,733.00**	**1,518,969.43**	**0.00**
Molokai Community Plan Area							
KAUNAKAKAI GYM REHABILITATION							
GF21-301-310062: Lapse 12/31/21 CBS-6074	250,000.00	250,000.00					250,000.00
GF21-301-310063: Lapse 12/31/21 CBS-6097	250,000.00	250,000.00					250,000.00
MOLOKAI PARKS SYSTEM							
GF19-301-390056: Lapse 12/31/19 CBS-2346	635,000.00	635,000.00	325,132.28		92,967.72	216,900.00	
GF20-301-301360: Lapse 12/31/20 CBS-2346	275,000.00	275,000.00	63,732.00		164,311.00	46,957.00	
	1,410,000.00	**1,410,000.00**	**388,864.28**	**0.00**	**257,278.72**	**263,857.00**	**500,000.00**
Countywide							
CW PARK RESTROOM FAC IMPR							
GF15-301-356C24: Lapse 12/31/15 CBS-2362	500,000.00	500,000.00	430,095.94	9,197.32	43,547.22	17,159.52	
CW LIGHT ORDINANCE COMPL							
GF18-301-389C28: Lapse 12/31/18 CBS-4613	500,000.00	500,000.00	225,566.00	5,000.00	150,920.00	118,514.00	

County of Maui
Capital Improvement Projects Report (Excluding Department of Water Supply)
As of 12/31/2020

13-904 Parks and Recreation	Original Appropriation	Alloted To Date	Expenditure Prior Years	Expenditure Current Year	Amount Lapsed	Encumbrance	Allotment Balance
GF19-301-390C39: Lapse 12/31/19 CBS#4613	600,000.00	600,000.00	31,083.45	512,506.96		56,409.59	
GF20-301-301C43: Lapse 12/31/20 CBS-1117	2,500,000.00	2,500,000.00	18,838.17	130,307.46	153,888.61	2,196,965.76	
CW PARKS ADA IMPROVEMENTS							
GF19-301-390C37: Lapse 12/31/19 CBS#1117	300,000.00	300,000.00	293,792.25			6,207.75	
GF20-301-301C41: Lapse 12/31/20 CBS-1117	500,000.00	500,000.00	28,782.22	307,333.78		163,884.00	
GF21-301-310C52: Lapse 12/31/21 CBS-1117	250,000.00	250,000.00		56,038.16		44,142.00	149,819.84
CW PARK PLAYGROUND IMPRV							
GF19-301-390C38: Lapse 12/31/19 CBS#3232	1,000,000.00	1,000,000.00	646,076.91	133,200.04	33,525.24	187,197.81	
GF20-301-301C42: Lapse 12/31/20 CBS-1117	500,000.00	500,000.00		8,759.16	116,679.84	374,561.00	
LARGE CAPACITY CESSPOOL							
GO18-373-367252: Lapse 12/31/16 CBS-1114	550,000.00	242,364.00	224,144.15			18,219.85	
CW BUILDING MAINT REPAIRE BSY							
GF19-301-390C40: Lapse 12/31/19 CBS#2742	225,000.00	225,000.00	178,331.85	15,799.75		30,868.40	
CW PARKS FACILITIES							
GF20-301-301C44: Lapse 12/31/20 CBS-1117	275,000.00	275,000.00	127,852.00	19,782.66		127,365.34	
GF21-301-310C53: Lapse 12/31/21 CBS-4581	300,000.00	300,000.00				298,441.33	1,558.67
MOLOKAI ATHLETIC COMPLEX							
SH16-323-369511:	400,000.00	400,000.00				399,980.00	20.00
	8,400,000.00	**8,092,364.00**	**2,204,562.94**	**1,197,925.29**	**498,560.91**	**4,039,916.35**	**151,398.51**
TOTAL Parks and Recreation	**60,519,343.78**	**48,484,014.70**	**15,856,222.61**	**4,774,515.35**	**3,438,181.62**	**19,916,112.61**	**4,498,982.51**

County of Maui
Capital Improvement Projects Report (Excluding Department of Water Supply)
As of 12/31/2020

13-907 Roads	Original Appropriation	Alloted To Date	Expenditure Prior Years	Expenditure Current Year	Amount Lapsed	Encumbrance	Allotment Balance
Hana Community Plan Area							
HANA DISTRICT RD RESURFACING							
HY01-302-317003: Lapse 12/31/01	650,000.00	643,184.00	491,466.73		147,509.31	4,207.96	
KALEPA ROCKFALL REPAIRS							
HY19-302-390083: Lapse 12/31/19 CBS-2779	150,000.00	150,000.00	23,308.09	24,301.75		102,390.16	
HY20-302-301392: Lapse 12/31/20 CBS-2779	350,000.00	350,000.00	150.00		149,349.76	200,500.24	
KOUKOUAI BRIDGE REHAB							
GO18-373-378279: Lapse 12/31/17 CBS-1046	600,000.00	400,676.00	280,805.94		167,324.00	119,870.06	(167,324.00)
GO21-375-301251: Lapse 12/31/20 CBS-1046	1,999,527.59	1,437,634.41		2,499.90		1,435,134.51	
GO21-375-310286: Lapse 12/31/21 CBS-6088	1,350,000.00						
KALEPA REVETMENT/SEAWALL REP							
GO21-375-390275: Lapse 12/31/19 CBS-3183	451,239.50	413,111.50				413,111.50	
GO21-375-310287: Lapse 12/31/21 CBS-3183	440,000.00	419,816.00				419,816.00	
MAKA'AKAE RD RESURFACING							
GO21-375-390276: Lapse 12/31/19 CBS-3183	549,820.42	493,980.00				493,980.00	
KEANAE ROAD SAFETY IMPROVEMENT							
SH19-323-390022:	2,000,000.00	2,000,000.00				2,000,000.00	
	8,540,587.51	**6,308,401.91**	**795,730.76**	**26,801.65**	**464,183.07**	**5,189,010.43**	**(167,324.00)**
Paia-Haiku Community Plan Area							
NORTH SHORE GREENWAY PRJ							
GO20-374-389276: Lapse 12/31/18 CBS-1942	185,494.96	185,494.96	180,846.31			4,648.65	( )
BALDWIN AVE PUBLIC PRKG LOT IM							
GF21-301-310093: Lapse 12/31/21 CBS-6096	200,000.00	200,000.00					200,000.00
GF21-301-310094: Lapse 12/31/21 CBS-6097	50,000.00	50,000.00					50,000.00
KAUPAKALUA PVEMNT RECONST							
HY17-302-378393: Lapse 12/31/17 CBS-1066	550,000.00	550,000.00	506,491.42	2,640.00	19,748.58	21,120.00	( )
GO18-373-389259: Lapse 12/31/18 CBS-1066	1,549,531.44	1,549,531.44	1,024,276.93	233,978.62	316.62	290,959.27	
GO20-374-389275: Lapse 12/31/18 CBS-1066	850,468.56	81,466.99	81,066.99		.01	399.99	
GO21-375-301242: Lapse 12/31/20 CBS-1066	2,187,658.57	671,824.90		69,346.41		602,478.49	
GO20-374-301279: Lapse 12/31/20 CBS-1066	59,341.43	59,341.43	41,938.00	17,403.43			
HAIKU RD GUARDRAIL/SHLDR IMPR							
HY19-302-390092: Lapse 12/31/19 CBS-4597	300,000.00	300,000.00	128,065.62	34,160.25	27,780.00	109,994.13	
HY20-302-301400: Lapse 12/31/20 CBS-4597	200,000.00	200,000.00				200,000.00	
N SHORE GREENWAY PHASE 4							
DOT18-325-389025: #STP-STP-0900(0 89)	1,407,904.00	1,574,135.60	1,506,009.99	7,926.06		61,199.26	(999.71)
	7,540,398.96	**5,421,795.32**	**3,468,695.26**	**365,454.77**	**47,845.21**	**1,290,799.79**	**249,000.29**
Makawao-Pukalani-Kula Community Plan Area							
OLD HAL HWY DW (MAK AVE-PUK ST							
HY19-302-390089: Lapse 12/31/19 CBS-3187	1,000,000.00	1,000,000.00	210,611.20	2,288.00	709,375.00	77,725.80	
PUKALANI TERRACE SDV PAVE RECO							
HY19-302-390088: Lapse 12/31/19 CBS-3194	1,000,000.00	1,000,000.00	17,140.75		157.00	982,702.25	

County of Maui
Capital Improvement Projects Report (Excluding Department of Water Supply)
As of 12/31/2020

13-907 Roads	Original Appropriation	Alloted To Date	Expenditure Prior Years	Expenditure Current Year	Amount Lapsed	Encumbrance	Allotment Balance
GO21-375-301252: Lapse 12/31/20 CBS-3194	1,992,662.85	1,623,817.86		12,713.06		1,614,731.06	(3,626.26)
GO20-374-301297: Lapse 12/31/20 CBS-3194	7,337.15	7,337.15	7,287.15	50.00			
KOKOMO RD PAVEMENT RECON							
GO18-373-356223: Lapse 12/31/15 CBS-2295	46,387.51	45,549.81				45,549.81	
GRDRAIL/SHLDR IMPRV VAR LOC							
HY20-302-301394: Lapse 12/31/20 CBS-2774	266,000.00	266,000.00	1,796.76	372.39	195,523.24	68,307.61	
MAK/MAKANI ROAD IMPROVEMENTS							
HY06-302-367010: Lapse 12/31/06	600,000.00	600,000.00	408,741.59			191,258.41	
O HALEA HWY TRAFFIC SIG'L UPGR							
HY20-302-301390: Lapse 12/31/20 CBS-2771	200,000.00	200,000.00	474.81	878.44	7,817.21	190,829.54	
HALEAKALA HWY INTERSECT IMPR							
GO18-373-345274: Lapse 12/31/14 ORD#4095	1,218,491.00	37,271.00	35,271.00	2,000.00			
SH14-323-345410:	2,000,000.00	1,250,000.00				525,208.87	724,791.13
KOKOMO/MAK AVE PAVEMNT RECONST							
GOLAPS-350-378389: Lapse 12/31/17 CBS-2765	2,400,000.00	2,400,000.00	1,524,906.42	46.72	875,046.86		( )
KOKOMO RD/MAK AVE PVMNT PH2							
DOT17-325-376740: #STP-STP-0900(0 86)	7,240,600.00	4,829,244.96	4,752,608.14				76,636.82
BALDWIN AVE RESURFACING							
DOT14-325-345403: #STP-STP-0390(0 01)	2,261,738.00	2,261,738.00	2,259,236.17			2,501.27	.56
KAUPAKALUA RD PAVEMENT RECONS							
DOT18-325-389020: #STP-STP-0365(0 10)	4,600,000.00	4,212,290.64	3,187,869.98	411,560.31		609,973.85	2,886.50
	24,833,216.51	**19,733,249.42**	**12,405,943.97**	**429,908.92**	**1,787,919.31**	**4,308,788.47**	**800,688.75**
Wailuku-Kahului Community Plan Area							
KAM AVE @ MAUI LANI PRK INTER							
HY19-302-390099: Lapse 12/31/19 CBS-2787	610,000.00	610,000.00		140,056.13		469,943.87	
GO21-375-390288: Lapse 12/31/19 CBS-2787	1,159,980.06	1,158,663.51		966,261.60		192,401.91	
GO20-374-390299: Lapse 12/31/19 CBS-2787	1,705,019.94	1,705,019.94	68,981.61	1,636,038.33			
C MAUI SIGNAL UPGRADE							
HY17-302-378402: Lapse 12/31/17 CBS-1945	270,000.00	270,000.00	148,600.00		21,200.00	100,200.00	
WAKEA/KAMEHAMEHA INTRSEC IMPRV							
GO21-375-301269: Lapse 12/31/20 CBS-1916	250,000.00	246,600.00		10,960.00		235,640.00	
PAPA AVE PAVEMENT REHABILITATI							
DOT14-325-347520: #STP-STP-3910(0 01)	6,625,000.00	6,785,780.42	6,751,176.98				34,603.44
WAIALE RD IMP AT WAIINU ROAD							
HY19-302-390100: Lapse 12/31/19 CBS-1018	300,000.00	300,000.00		44,772.00		255,228.00	
GO21-375-390286: Lapse 12/31/19 CBS-1919	139,745.00	139,745.00				139,745.00	
HY20-302-301410: Lapse 12/31/20 CBS-1018	100,000.00	100,000.00			5,384.00	94,616.00	
GO21-375-310292: Lapse 12/31/21 CBS-1069	500,000.00						
WAKEA AVE/WELLS ST PAVEMENT RE							
DOT14-325-345401: #STP-STP-0900(0 82)	2,500,000.00	2,433,726.30	2,374,796.28				58,930.02
WAKEA AVE PAVEMENT REHAB							
DOT13-325-337515: #STP-STP-3920 (006)	3,275,685.65	3,267,572.54	2,578,644.53				688,928.01

County of Maui
Capital Improvement Projects Report (Excluding Department of Water Supply)
As of 12/31/2020

13-907 Roads	Original Appropriation	Alloted To Date	Expenditure Prior Years	Expenditure Current Year	Amount Lapsed	Encumbrance	Allotment Balance
C MAUI SUB-AREA TRANS STUDY							
GF20-301-301413: Lapse 12/31/20 CBS-5538	100,000.00	100,000.00				100,000.00	
HANSEN RD PAVEMENT RECONS							
DOT15-325-356700: #STP-STP-3600(0 01)	3,500,000.00	3,919,875.20	3,827,052.65				92,822.55
ONEHEE AVENUE IMPRVMNT							
GF20-301-301412: Lapse 12/31/20 CBS-5499	100,000.00	100,000.00	38,283.00	32,940.00		28,777.00	
KAMEHAMEHA AVE PAVEMENT REHAB							
DOT13-325-337504: #STP-STP-0900 (079)	3,727,251.98	3,717,059.29	2,839,876.17			198,799.13	678,383.99
PAVEMENT REHAB S MAUI ROADS							
DOT18-325-389800: #STP-STP-0900(0 90)	5,448,985.87	4,138,107.74	3,802,220.25			36,152.98	299,734.51
PAPA AVE COMPLETE STREETS IMPR							
HY19-302-390101: Lapse 12/31/19 CBS-5024	150,000.00	150,000.00	129,090.64	11,000.00		9,909.36	
LONO AVENUE EXTENSION							
HY19-302-390102: Lapse 12/31/19 CBS-5054	300,000.00	300,000.00	135,875.50		5,950.00	158,174.50	
	30,761,668.50	**29,442,149.94**	**22,694,597.61**	**2,842,028.06**	**32,534.00**	**2,019,587.75**	**1,853,402.52**
Kihei-Makena Community Plan Area							
S.KIHEI RD DW IMPR (PIIKEA-KU)							
HY19-302-390086: Lapse 12/31/19	200,000.00	200,000.00	73,123.00	46,010.00		80,867.00	
GO21-375-301294: Lapse 12/31/20 CBS-5485	1,900,000.00	1,479,382.16		3,382.16		1,476,000.00	
NORTH SO COLLECTOR RD/NAMAUU							
HY14-302-345331: Lapse 12/31/14 CBS-1926	250,000.00	250,000.00	221,503.78	28,496.22			
OHUKAI RD SDWLK IMPRV							
GO21-375-301295: Lapse 12/31/20 CBS-5492	600,000.00	600,000.00		2,618.40		597,381.60	
KIHEI BIKEWAY PHASE 2							
PV16-329-367579:	46,531.00	46,531.00	727.87			45,803.13	
SO KIHEI RD PAVEMENT REHAB							
DOT14-325-345400: #STP-STP-3100(0 13)	2,600,000.00	1,269,958.75	1,261,865.99				8,092.76
NS COLLECTOR ROAD (NAMAUU-KUL)							
GO21-375-390285: Lapse 12/31/19 CBS-2309	500,000.00	478,866.00				478,866.00	
GO21-375-301293: Lapse 12/31/20 CBS-2309	1,000,000.00	970,740.00				970,740.00	
BY21-304-310088: Lapse 12/31/21 CBS-2309	250,000.00	250,000.00					250,000.00
HY21-302-310089: Lapse 12/31/21 CBS-2309	500,000.00	500,000.00					500,000.00
S MAUI REGIONAL TRAFFIC							
HY16-302-367184: Lapse 12/31/16 ORD#4284	340,000.00	340,000.00	338,589.31	578.69	832.00		
SO MAUI TRAFFIC MASTER PLAN							
DOT16-325-369503: #STP-SPR-0010(0 36)		342,000.00	279,024.60	36,601.40		26,374.00	
	8,186,531.00	**6,727,477.91**	**2,174,834.55**	**117,686.87**	**832.00**	**3,676,031.73**	**758,092.76**
West Maui Community Plan Area							
WM ROADWAY IMPRV SVO GRANT							
PV16-329-367575:	1,700,000.00	1,700,000.00					1,700,000.00
WM ROADWAY IMPRV MTV GRANT							

County of Maui
Capital Improvement Projects Report (Excluding Department of Water Supply)
As of 12/31/2020

13-907 Roads	Original Appropriation	Alloted To Date	Expenditure Prior Years	Expenditure Current Year	Amount Lapsed	Encumbrance	Allotment Balance
PV15-329-356575:	715,000.00	715,000.00	89,360.00	78,540.00			547,100.00
FRONT STREET IMPROVEMENTS							
GO20-374-390266: Lapse 12/31/19 CBS-1946	730,798.43	730,798.43	688,761.71	42,036.72			
GO21-375-390273: Lapse 12/31/19 CBS-1946	620,781.57	620,781.57		9,278.88		611,502.69	
WM GREENWAY PILOT PRJ							
BY17-304-378406: Lapse 12/31/17 CBS-3240	300,000.00	300,000.00	153,844.38			146,155.62	
NAPILI 4/5 CULVERT L HONOAPI							
GO21-375-301232: Lapse 12/31/20 CBS-2315	2,567,614.59	1,476,085.55		1,122,461.22		353,624.33	
GO20-374-301256: Lapse 12/31/20 CBS-2315	1,342,385.41	1,342,385.41	612,716.26	729,669.15			
WEST MAUI DRAINLINE ASSESSMENT							
GO21-375-301234: Lapse 12/31/20 CBS-5514	28,403.02	28,403.02		24,708.18		3,694.84	
GO20-374-301257: Lapse 12/31/20 CBS-5514	471,596.98	471,596.98	418,326.49	53,270.49			
L HONOAPIILANI RD EROSION							
GO21-375-301238: Lapse 12/31/20 CBS-5509	539,990.00	258,190.00		28,826.00		229,364.00	
GO20-374-301258: Lapse 12/31/20 CBS-5509	60,010.00	60,010.00	30,570.00	29,440.00			
KAHANA NUI BRIDGE REPLCMNT							
GO21-375-301248: Lapse 12/31/20 CBS-1040	1,074,252.98	1,066,082.86		8,330.00		1,057,752.86	
	10,150,832.98	**8,769,333.82**	**1,993,578.84**	**2,126,560.64**	**0.00**	**2,402,094.34**	**2,247,100.00**
Lanai Community Plan Area							
SIXTH ST/LANAI AVE INTERSEC							
GO21-375-310290: Lapse 12/31/21 CBS-6058	150,000.00						
Countywide							
CW BIKEWAY IMPROVEMENTS							
BY14-304-345337: Lapse 12/31/14 CBS-1036	300,000.00	300,000.00	149,058.05	3,000.00	147,941.95		
BY16-304-367C31: Lapse 12/31/16 CBS-1036	150,000.00	150,000.00	56,021.21	16,499.92		77,478.87	
BY18-304-389C49: Lapse 12/31/18 CBS-1036	97,276.00	97,276.00	14,813.16		6,329.84	76,133.00	( )
BY19-304-390C73: Lapse 12/31/19 CBS#1036	140,000.00	140,000.00	111,661.43	11,197.00	10,669.03	6,472.54	
BY20-304-301C80: Lapse 12/31/20 CBS-1036	387,208.00	387,208.00	99,229.89	6,771.98	36,385.93	244,820.20	
CW SIDEWALK IMPROVEMENTS							
HY13-302-331133: Lapse 12/31/13 CBS-1037	500,000.00	500,000.00	446,655.16		45,328.87	8,015.97	
HY17-302-378C76: Lapse 12/31/17 CBS-1037	500,000.00	500,000.00	272,401.56	125,302.95	4,619.23	97,676.26	
HY19-302-390C78: Lapse 12/31/19 CBS#1037	490,000.00	490,000.00	391,126.29	3,224.53	22,836.17	72,813.01	
HY20-302-301C85: Lapse 12/31/20 CBS-1037	745,000.00	745,000.00	24,560.00	40,940.71	245,058.23	434,441.06	
BY21-304-310C79: Lapse 12/31/21 CBS-6067	50,000.00	50,000.00					50,000.00
HY21-302-310C80: Lapse 12/31/21 CBS-6069	2,850,000.00	2,850,000.00				634,348.63	2,215,651.37
HY21-302-310C82: Lapse 12/31/21 CBS-6067	1,720,000.00	1,720,000.00		28,473.64		296,161.75	1,395,364.61
GF21-301-310C85: Lapse 12/31/21 CBS-6067	10,000.00	10,000.00					10,000.00
CW BRIDGE IMPROVEMENTS							
HY14-302-345332: Lapse 12/31/14 CBS-1031	295,000.00	295,000.00	150,402.76		418.70	144,178.54	( )
HY16-302-367C22: Lapse 12/31/16 CBS-1031	370,000.00	370,000.00	213,743.50		122,129.50	34,127.00	
HY19-302-390C76: Lapse 12/31/19 CBS#1031	220,000.00	220,000.00	176,737.23	12,800.00	1,887.77	28,575.00	
HY20-302-301C83: Lapse 12/31/20 CBS-1031	600,000.00	600,000.00	103,836.35	12,825.28	91,411.00	391,927.37	
PAIA SCHOOL SAFE ROUTES TO SCH							

County of Maui
Capital Improvement Projects Report (Excluding Department of Water Supply)
As of 12/31/2020

13-907 Roads	Original Appropriation	Alloted To Date	Expenditure Prior Years	Expenditure Current Year	Amount Lapsed	Encumbrance	Allotment Balance
DOT19-325-390095: #STP-SRS-0900(0 91)	1,226,784.55	1,226,784.55	1,014,391.00			54,204.09	158,189.46
CW SAFETY IMPROVEMENTS							
HY13-302-331132: Lapse 12/31/13 CBS-1024	600,000.00	600,000.00	550,441.47		22,959.77	26,598.76	
HY17-302-378C75: Lapse 12/31/17 CBS-1024	600,000.00	600,000.00	493,956.21	1,218.92	104,824.87		
HY18-302-389C51: Lapse 12/31/18 CBS-1024	500,000.00	500,000.00	322,772.34		7,365.86	166,921.97	2,939.83
HY19-302-390C75: Lapse 12/31/19 CBS#1024	850,000.00	850,000.00	537,369.06	75,541.70	9,451.27	227,637.97	
HY20-302-301C82: Lapse 12/31/20 CBS-1024	1,060,000.00	1,060,000.00	16,220.00	46,447.50	254,396.37	742,936.13	
GF20-301-301C88: Lapse 12/31/20 CBS-1024	75,000.00	75,000.00	54,568.32	6,386.43		14,045.25	
SURVEYING-MOLOKAI&LANAI ROADS							
HY20-302-301386: Lapse 12/31/20	100,000.00	100,000.00	92,267.00	7,733.00			
CW ROAD RESURFACING							
HY12-302-327032: Lapse 12/31/12 CBS-1023	5,436,736.00	5,436,736.00	5,137,057.67		188,399.03	111,279.30	
HY14-302-345333: Lapse 12/31/14 CBS-1023	5,546,744.00	5,546,744.00	5,404,729.31		56,526.05	85,488.64	
HY16-302-367C24: Lapse 12/31/16 CBS-1023	5,718,028.00	5,718,028.00	5,014,183.15	14,482.07	670,633.75	8,032.07	10,696.96
HY17-302-378C74: Lapse 12/31/17 CBS-1023	5,634,267.00	5,634,267.00	4,742,405.38	2,877.65	311,852.08	577,131.89	
HY18-302-389C50: Lapse 12/31/18 CBS-1023	5,238,541.00	5,238,541.00	4,366,305.96	69,656.77	220,401.56	559,569.82	22,606.89
HY19-302-390C74: Lapse 12/31/19 CBS#1023	6,266,792.00	6,266,792.00	4,475,588.64	507,720.79	35,885.53	1,229,396.77	18,200.27
HY20-302-301C81: Lapse 12/31/20 CBS-1023	5,676,267.00	5,676,267.00	967,440.69	560,260.69		4,148,565.62	
GO21-375-310283: Lapse 12/31/21 CBS-1023	250,000.00						
HY21-302-310C81: Lapse 12/31/21 CBS-1023	6,250,000.00	6,250,000.00		316,402.75		2,723,584.55	3,210,012.70
CW TRAFFIC CALMING PRG							
HY17-302-378C77: Lapse 12/31/17 CBS-1035	200,000.00	200,000.00	190,116.96		3,551.08	6,331.96	( )
HY19-302-390C77: Lapse 12/31/19 CBS#1035	350,000.00	350,000.00	279,578.34	37,100.00	33,321.66		
HY20-302-301C84: Lapse 12/31/20 CBS-1035	500,000.00	500,000.00	292.33	9.12	295,354.98	204,343.57	
KEA ST PAVEMENT RECONSTRUCTION							
DOT19-325-390710: #STP-STP-0900(0 93)	1,848,134.52	1,848,134.52	1,337,049.15	224,447.88		278,264.90	8,372.59
KAUPAKALUA RD PVMNT RECON PH-2							
DOT19-325-390720: #STP-STP-0365(0 11)	5,850,521.72	4,642,153.77	346.18			4,575,090.24	66,717.35
CW FEDERAL AID PROGRAM							
GO20-374-390C72: Lapse 12/31/19 CBS#5022	649,645.62	649,645.62	633,076.55	16,569.07			
GO21-375-390C89: Lapse 12/31/19 CBS#5022	1,350,354.38	1,346,459.27		77,146.26		1,269,313.01	
GO20-374-310C84: Lapse 12/31/21 CBS-5022	140,364.75	140,364.75		16,363.88		124,000.87	
GO21-375-310C88: Lapse 12/31/21 CBS-5022	8,852,635.25	4,459,261.31		38,554.70		4,420,706.61	
SAFE ROUTES TO SCH PRG							
SH18-323-389510:	225,000.00	92,955.73				92,955.73	
SH19-323-399510:	275,000.00	97,584.27				6,714.07	90,870.20
SH19-323-399515:		3,000,000.00				1,962,628.00	1,037,372.00
SH20-323-301510:	275,000.00	166,780.38					166,780.38
IOLANI/LOHA/MAKANI RD PVMNT							
DOT21-325-310100: #STP-STP-0900(0 99)	10,500,000.00	10,499,178.22				10,201,189.75	297,988.47
	91,470,299.79	**88,196,161.39**	**37,840,402.30**	**2,279,955.19**	**2,949,940.08**	**36,364,100.74**	**8,761,763.08**
TOTAL Roads	**181,633,535.25**	**164,598,569.71**	**81,373,783.29**	**8,188,396.10**	**5,283,253.67**	**55,250,413.25**	**14,502,723.40**

County of Maui
Capital Improvement Projects Report (Excluding Department of Water Supply)
As of 12/31/2020

13-908 Solid Waste Facilities	Original Appropriation	Alloted To Date	Expenditure Prior Years	Expenditure Current Year	Amount Lapsed	Encumbrance	Allotment Balance
Hana Community Plan Area							
HANA LF OFFICE TRAILER/PV EXP							
GO21-375-301205: Lapse 12/31/20 CBS-5504	25,000.00	24,997.00				24,997.00	
GO21-375-310209: Lapse 12/31/21 CBS-5504	275,000.00						
	300,000.00	**24,997.00**	**0.00**	**0.00**	**0.00**	**24,997.00**	**0.00**
Wailuku-Kahului Community Plan Area							
CML SYS CTRL/DATA ACQUISTN							
SW17-305-378315: Lapse 12/31/17 CBS-1901	80,000.00	80,000.00	62,386.63		169.17	17,444.20	
SW19-305-390024: Lapse 12/31/19 CBS-3181	300,000.00	300,000.00	37,353.09	170,938.74	30,160.00	61,548.17	
CML PHASE V-B EXT							
GO21-375-310222: Lapse 12/31/21 CBS-1095	2,150,000.00	137,963.00					137,963.00
GO21-375-310223: Lapse 12/31/21 CBS-1099	325,000.00						
GO21-375-310224: Lapse 12/31/21 CBS-2721	400,000.00	239,060.00				239,060.00	
GO21-375-310226: Lapse 12/31/21 CBS-5493	250,000.00						
GO21-375-310227: Lapse 12/31/21 CBS-5502	150,000.00						
WAIKAPU LF SITE RESTORATN							
SW18-305-389713: Lapse 12/31/18 CBS-2724	860,000.00	860,000.00	837,231.58		12.72	22,755.70	
CML PH VB EXT LEACHATE RECIRC							
GO21-375-301216: Lapse 12/31/20 CBS-5495	650,000.00	650,000.00		25,641.00		624,359.00	
CENTRAL MAUI LF EXPANSION							
GO20-374-301214: Lapse 12/31/20 CBS-5019	29,761.50	29,761.50		29,761.50			
GO21-375-301226: Lapse 12/31/20 CBS-5019	12,470,238.50	8,744,343.67		566,591.70		8,177,751.97	
GO21-375-310225: Lapse 12/31/21 CBS-5019	250,000.00	111,899.00					111,899.00
CML PHASE V-B EXTENSION							
SH/LN-341-389714: Lapse 12/31/18 CBS-1095	3,625,000.00	3,625,000.00	3,618,243.45			6,756.55	
CML LAND PURCHASE							
GO20-374-390221: Lapse 12/31/19 CBS-3567	1,447.91	1,447.91	1,447.91			248,552.09	(248,552.09)
GO21-375-390246: Lapse 12/31/19 CBS-3567	248,552.09	248,552.09				248,552.09	
GO21-375-301215: Lapse 12/31/20 CBS-3567	2,000,000.00	1,994,910.00		1,695,000.00		299,910.00	
CML PHASE III							
GO20-374-390222: Lapse 12/31/19 CBS-5019	250,000.00	250,000.00	249,991.80	8.20			
CML EXT PRIMARY LITTER SCR/DRN							
GO21-375-301217: Lapse 12/31/20 CBS-5494	500,000.00	500,000.00		22,899.00		477,101.00	
CML STORAGE FAC/INFRASTRUCTURE							
GO21-375-301218: Lapse 12/31/20 CBS-3577	300,000.00	300,000.00		17,296.50		282,703.50	
CML CUSTOMER DROP-OFF AREA							
GO21-375-301219: Lapse 12/31/20 CBS-5493	67,000.00	67,000.00				67,000.00	
SW20-305-301321: Lapse 12/31/20 CBS-5493	33,000.00	33,000.00			723.00	32,277.00	
CML ENTRANCE FAC TRAFFIC IMPR							
GO21-375-301220: Lapse 12/31/20 CBS-5502	50,000.00	50,000.00		22,000.00		28,000.00	
	24,990,000.00	**18,222,937.17**	**4,806,654.46**	**2,550,136.64**	**31,064.89**	**10,833,771.27**	**1,309.91**

County of Maui
Capital Improvement Projects Report (Excluding Department of Water Supply)
As of 12/31/2020

13-908 Solid Waste Facilities	Original Appropriation	Alloted To Date	Expenditure Prior Years	Expenditure Current Year	Amount Lapsed	Encumbrance	Allotment Balance
West Maui Community Plan Area							
OLOWALU LF SITE RESTORATION							
SW18-305-389717: Lapse 12/31/18 CBS-2725	950,000.00	950,000.00	850,340.31		40.72	99,618.97	
Molokai Community Plan Area							
KALAMAULA LF SITE RESTORATION							
SW18-305-389708: Lapse 12/31/18 CBS-2727	230,000.00	230,000.00	117,151.00		1,429.00	111,420.00	
MOLOKAI LF PHASE V							
SW19-305-390016: Lapse 12/31/19 CBS-4606	300,000.00	300,000.00	266,147.21	1,800.00	205.00	31,847.79	
MOLOKAI LF-ENVTL ASSESSMNT							
SW17-305-378313: Lapse 12/31/17 CBS-3184	160,000.00	160,000.00	150,910.00			9,090.00	
MOLOKAI LF PHASE V EXP							
GO21-375-310218: Lapse 12/31/21 CBS-4606	5,000,000.00						
	5,690,000.00	**690,000.00**	**534,208.21**	**1,800.00**	**1,634.00**	**152,357.79**	**0.00**
Countywide							
INTEGRATED SW MGT PLAN UPDTE							
SW20-305-301301: Lapse 12/31/20 CBS-3565	200,000.00	200,000.00		6,000.00		194,000.00	
ENV'TAL COMP SYS DSGN/CTNS							
SW17-305-378302: Lapse 12/31/17 CBS-3182	250,000.00	250,000.00	249,753.00		187.00	60.00	
SW20-305-301C00: Lapse 12/31/20 CBS-3182	500,000.00	500,000.00	30,068.86		135,831.73	334,099.41	
SW21-305-310C00: Lapse 12/31/21 CBS-3182	500,000.00	500,000.00					500,000.00
	1,450,000.00	**1,450,000.00**	**279,821.86**	**6,000.00**	**136,018.73**	**528,159.41**	**500,000.00**
TOTAL Solid Waste Facilities	**33,380,000.00**	**21,337,934.17**	**6,471,024.84**	**2,557,936.64**	**168,758.34**	**11,638,904.44**	**501,309.91**

County of Maui
Capital Improvement Projects Report (Excluding Department of Water Supply)
As of 12/31/2020

13-909 Wastewater Facilities	Original Appropriation	Alloted To Date	Expenditure Prior Years	Expenditure Current Year	Amount Lapsed	Encumbrance	Allotment Balance
Hana Community Plan Area							
HELENE HALL SEPTIC IMPRV							
WM19-303-390009: Lapse 12/31/19	245,000.00	245,000.00	195,831.25	31,245.15		17,923.60	
Paia-Haiku Community Plan Area							
KUAU NO.4 FM REPLACEMENT							
WM20-303-301312: Lapse 12/31/20 CBS-1184	540,000.00	540,000.00			164,173.51	375,826.49	
GO21-375-310219: Lapse 12/31/21 CBS-1955	500,000.00						
GO21-375-310220: Lapse 12/31/21 CBS-1964	500,000.00						
SPRECKLESVILLE FM REPLACEMENT							
GO21-375-310221: Lapse 12/31/21 CBS-4588	360,000.00						
	1,900,000.00	**540,000.00**	**0.00**	**0.00**	**164,173.51**	**375,826.49**	**0.00**
Wailuku-Kahului Community Plan Area							
WAI-KAH EPA COMP SEWER REHAB							
WM18-303-389715: Lapse 12/31/18 CBS-1131	1,000,000.00	1,000,000.00				1,000,000.00	
WM19-303-390025: Lapse 12/31/19 CBS-1131	2,000,000.00	2,000,000.00	240,540.00	59,773.19	90,992.50	1,608,694.31	
WM20-303-301324: Lapse 12/31/20 CBS-1131	4,000,000.00	4,000,000.00		77,023.00	3,728,800.00	194,177.00	
WAI-KAH WWRF EMERG EFFL FM							
WM19-303-390026: Lapse 12/31/19 CBS-5035	450,000.00	450,000.00		353,007.25	82,000.00	14,992.75	
EPA SEWER REHABILITATION							
WM17-303-378317: Lapse 12/31/17 CBS-1131	1,000,000.00	1,000,000.00	998,585.69			1,414.31	
WAI-KAH RECYCLED WTR FM							
WM18-303-389716: Lapse 12/31/18 CBS-1171	500,000.00	500,000.00	112,693.56	7,194.04	43.00	380,069.40	
GO21-375-301223: Lapse 12/31/20 CBS-1171	500,000.00	494,640.00				494,640.00	
GO21-375-310231: Lapse 12/31/21 CBS-1171	750,000.00						
LOWER MAIN ST SEWER UPGRD							
GO21-375-301222: Lapse 12/31/20 CBS-5547	2,500,000.00	1,625,000.00				1,625,000.00	
GO21-375-310228: Lapse 12/31/21 CBS-3206	2,000,000.00						
GO21-375-310229: Lapse 12/31/21 CBS-1131	2,000,000.00						
GO21-375-310230: Lapse 12/31/21 CBS-1158	500,000.00						
WAI-KAH SOIL AQUIFER TRTMNT							
WM20-303-301326: Lapse 12/31/20 CBS-5033	1,350,000.00	1,350,000.00			350,000.00	1,000,000.00	
WAI-KAH RECYCLED WTR PS							
WM20-303-301327: Lapse 12/31/20 CBS-5034	600,000.00	600,000.00				600,000.00	
	19,150,000.00	**13,019,640.00**	**1,351,819.25**	**496,997.48**	**4,251,835.50**	**6,918,987.77**	**0.00**
Kihei-Makena Community Plan Area							
KIHEI #16 PS REHAB/FM REPLC							
SH/LN-341-378407: Lapse 12/31/17	1,010,000.00	1,010,000.00	1,008,008.37	1,234.63	757.00		
SH/LN-341-310015: Lapse 12/31/21 CBS-1152	2,000,000.00	2,000,000.00		672,533.00			1,327,467.00
SM RECYCLED WATER SYS EXP							
WM18-303-389706: Lapse 12/31/18 CBS-1160	2,750,000.00	2,750,000.00	1,982,138.97	196,293.00		571,568.03	
KENOLIO/KOKI SEWER REHAB							

County of Maui
Capital Improvement Projects Report (Excluding Department of Water Supply)
As of 12/31/2020

13-909 Wastewater Facilities	Original Appropriation	Alloted To Date	Expenditure Prior Years	Expenditure Current Year	Amount Lapsed	Encumbrance	Allotment Balance
WM19-303-390011: Lapse 12/31/19 CBS-3196	800,000.00	800,000.00	394,560.43	227,439.34	178,000.23		
NORTH KIEHI MAUKA TRANS							
WM19-303-390010: Lapse 12/31/19 CBS-2321	1,500,000.00	1,500,000.00	89,331.00		3,356.00	1,407,313.00	
KIHEI NO.7 FM REPLACE							
WM19-303-390012: Lapse 12/31/19 CBS-2322	150,000.00	150,000.00	77,106.76	27,939.64	1,220.93	43,732.67	
SH/LN-341-310016: Lapse 12/31/21 CBS-2322	1,800,000.00	1,800,000.00					1,800,000.00
GO21-375-310213: Lapse 12/31/21 CBS-3564	300,000.00						
KIHEI NO.8 FM REPLACEMENT							
WM19-303-390013: Lapse 12/31/19 CBS-3197	200,000.00	200,000.00	108,553.10	37,474.97	786.75	53,185.18	
SH/LN-341-310017: Lapse 12/31/21 CBS-3197	2,400,000.00	2,400,000.00					2,400,000.00
LILOA DRD RECYCLED WATER LINE							
WM19-303-390014: Lapse 12/31/19 CBS-5030	500,000.00	500,000.00			363,892.00	136,108.00	
GO21-375-310212: Lapse 12/31/21 CBS-5030	1,000,000.00						
KIHEI WWRF GRIT SYS REPLACE							
SH/LN-341-390015: Lapse 12/31/19 CBS-5026	6,500,000.00	6,500,000.00	75,237.00	23,125.28	5,900,009.00	501,628.72	
KIHEI-MAKENA SEWER EXP							
GO20-374-301209: Lapse 12/31/20 CBS-2321	151,221.26	151,221.26	98,791.00	52,430.26			
GO21-375-301224: Lapse 12/31/20 CBS-2321	848,778.74	435,757.80		13,222.15		422,535.65	
GO21-375-310210: Lapse 12/31/21 CBS-5029	1,500,000.00						
GO21-375-310211: Lapse 12/31/21 CBS-6064	3,600,000.00						
GO21-375-310214: Lapse 12/31/21 CBS-5520	1,000,000.00						
KIHEI IN-PLANT/EFFLUENT PS UPG							
WM20-303-301306: Lapse 12/31/20 CBS-5029	750,000.00	750,000.00	77,646.47	139,140.18		533,213.35	
KIHEI NO.3 FM REPLCMNT							
WM20-303-301307: Lapse 12/31/20 CBS-3563	480,000.00	480,000.00		6,122.30	717.00	473,160.70	
KIHEI WWPS NO.9 MODI/UPGRD							
WM20-303-301308: Lapse 12/31/20 CBS-5028	200,000.00	200,000.00	54,701.00	79,018.75		66,280.25	
	29,440,000.00	**21,626,979.06**	**3,966,074.10**	**1,475,973.50**	**6,448,738.91**	**4,208,725.55**	**5,527,467.00**
West Maui Community Plan Area							
NAPILI #5&6 FM REPLACEMENTS							
WM15-303-356470: Lapse 12/31/15 CBS-1162	300,000.00	300,000.00	247,778.98	6,540.53		45,680.49	
WM18-303-389718: Lapse 12/31/18 CBS-1181	2,300,000.00	2,300,000.00	123,412.39	1,021,005.05	192,813.00	962,769.56	
WM18-303-389719: Lapse 12/31/18 CBS-1182	2,300,000.00	2,300,000.00			192,813.00	2,107,187.00	
GO21-375-310235: Lapse 12/31/21 CBS-1162	1,000,000.00	819,344.24				819,344.24	
NAPILI #3 FM REPLCMENT							
WM17-303-378321: Lapse 12/31/17 CBS-1161	200,000.00	200,000.00	135,329.09	14,839.86		49,831.05	
SH/LN-341-390029: Lapse 12/31/19 CBS-1161	1,800,000.00	1,800,000.00		259,019.60	52,580.00	1,488,400.40	
WM20-303-301329: Lapse 12/31/20 CBS-1179	400,000.00	400,000.00		5,309.67		394,690.33	
GO21-375-310234: Lapse 12/31/21 CBS-1168	150,000.00						
GO21-375-310236: Lapse 12/31/21 CBS-1178	400,000.00						
NAPILI #4 FM REPLCMENT							
WM17-303-378322: Lapse 12/31/17 CBS-1174	200,000.00	200,000.00	134,931.93			65,068.07	
WM19-303-390028: Lapse 12/31/19 CBS-1180	400,000.00	400,000.00	255,051.00	49,567.60		95,381.40	

County of Maui
Capital Improvement Projects Report (Excluding Department of Water Supply)
As of 12/31/2020

13-909 Wastewater Facilities	Original Appropriation	Alloted To Date	Expenditure Prior Years	Expenditure Current Year	Amount Lapsed	Encumbrance	Allotment Balance
SH/LN-341-390030: Lapse 12/31/19 CBS-1174	1,800,000.00	1,800,000.00			468,559.00	1,331,441.00	
SH/LN-341-310038: Lapse 12/31/21 CBS-1180	4,600,000.00	4,600,000.00					4,600,000.00
LAHAINA WWRF R-1 PROCESS EXP							
WM20-303-301330: Lapse 12/31/20 CBS-3576	700,000.00	700,000.00			26.18	699,973.82	
KAANAPALI RESORT R-1 WATER DIS							
WM14-303-345374: Lapse 12/31/14 CBS-1952	700,000.00	700,000.00	31,360.00			668,640.00	
WEST MAUI RECYCLED WATER PROJ							
ARRA13-327-331183: C150054-23	3,500,000.00	3,500,000.00	3,205,090.33		131,612.00		163,297.67
WM14-303-345377: Lapse 12/31/14 CBS-1124	50,000.00	50,000.00			325.00	49,675.00	
WM16-303-367161: Lapse 12/31/16 CBS-1124	1,360,000.00	1,360,000.00			667,434.00	692,566.00	
GO21-375-301228: Lapse 12/31/20 CBS-1124	1,500,000.00	1,434,522.00				1,434,522.00	
GO21-375-310232: Lapse 12/31/21 CBS-1124	10,000,000.00	599,000.00		599,000.00			
GO21-375-310233: Lapse 12/31/21 CBS-1146	200,000.00						
LAHAINA WWRF PRIMARY ELECTRICA							
WM18-303-389746: Lapse 12/31/18 ORD#4808	2,423,472.00	2,423,472.00	168,559.00	394,149.20		1,860,763.80	
LAHAINA WWRF MODFCTN STAGE 1A							
GO08-367-369201: Lapse 12/31/06	1,000,000.00	1,000,000.00	891,829.00			108,171.00	
SH/LN-341-310037: Lapse 12/31/21 CBS-1144	3,400,000.00	3,400,000.00		3,308,303.51		91,391.28	305.21
LAHAINA WWRF ER GENERATOR RPLC							
WM20-303-301331: Lapse 12/31/20 CBS-5548	200,000.00	200,000.00				200,000.00	
20-322-301361: Lapse 12/31/20 CBS-5548	800,000.00	633,750.00				633,750.00	
	41,683,472.00	**31,120,088.24**	**5,193,341.72**	**5,657,735.02**	**1,706,162.18**	**13,799,246.44**	**4,763,602.88**
Countywide							
KIHEI WWRF CENTRAL LAB TRAILER							
GO21-375-310205: Lapse 12/31/21 CBS-1119	1,000,000.00						
GO21-375-310206: Lapse 12/31/21 CBS-1119	150,000.00						
GO21-375-310207: Lapse 12/31/21 CBS-1119	300,000.00						
GO21-375-310208: Lapse 12/31/21 CBS-1119	550,000.00						
CW EPA DECREE WW RECL RENOV							
WM16-303-367C63: Lapse 12/31/16 CBS-1119	2,000,000.00	2,000,000.00	1,785,539.72	4,490.30	44,388.88	130,559.86	35,021.24
WM17-303-378C04: Lapse 12/31/17 CBS-1119	1,600,000.00	1,600,000.00	1,524,274.97			75,725.03	
CW EPA DECREE COMPLIANCE PRJ							
WM14-303-345378: Lapse 12/31/14 CBS-1132	750,000.00	750,000.00	680,005.00		40,500.00	29,495.00	
WM15-303-356C73: Lapse 12/31/15 CBS-1132	1,080,000.00	1,080,000.00	908,646.19		156,394.86	14,958.95	
WM17-303-378C03: Lapse 12/31/17 CBS-1132	500,000.00	500,000.00	411,414.41			88,585.59	
WM18-303-389C01: Lapse 12/31/18 CBS-1132	500,000.00	500,000.00				500,000.00	
WM20-303-301C04: Lapse 12/31/20 CBS-1132	500,000.00	500,000.00			3,279.00	496,721.00	
WM21-303-310C03: Lapse 12/31/21 CBS-1132	500,000.00	500,000.00					500,000.00
CW WET WELL REHABILITATION							
WM15-303-356C76: Lapse 12/31/15 CBS-1126	1,000,000.00	1,000,000.00	447,148.36		87,752.64	465,099.00	
CW EPA COMPLIANCE WWRF							
WM18-303-389C02: Lapse 12/31/18 CBS-1119	2,000,000.00	2,000,000.00	1,653,200.21	138,964.21	124,260.33	83,575.25	
WM19-303-390C03: Lapse 12/31/19 CBS#1119	2,000,000.00	2,000,000.00	899,604.00	418,309.00	648,137.00	33,950.00	
WM20-303-301C02: Lapse 12/31/20 CBS-3182	1,500,000.00	1,500,000.00	284,743.33	122,764.75	185,763.63	906,728.29	

County of Maui
Capital Improvement Projects Report (Excluding Department of Water Supply)
As of 12/31/2020

13-909 Wastewater Facilities	Original Appropriation	Alloted To Date	Expenditure Prior Years	Expenditure Current Year	Amount Lapsed	Encumbrance	Allotment Balance
WM21-303-310C01: Lapse 12/31/21 CBS-1119	1,000,000.00	1,000,000.00					1,000,000.00
CW WW SYSTEM MODIFICATIONS							
WM15-303-356C75: Lapse 12/31/15 CBS-1128	1,000,000.00	1,000,000.00	927,977.97		.33	72,021.70	
WM16-303-367C65: Lapse 12/31/16 CBS-1128	500,000.00	500,000.00	480,964.69			19,035.31	
WM17-303-378C06: Lapse 12/31/17 CBS-1128	500,000.00	500,000.00	407,777.96		36,632.04	55,590.00	
WM18-303-389C03: Lapse 12/31/18 CBS-1128	1,000,000.00	1,000,000.00	547,272.39	88,925.77		363,801.84	
WM19-303-390C04: Lapse 12/31/19 CBS#1128	1,000,000.00	1,000,000.00	679,781.95	44,286.34	96,542.01	179,389.70	
WM20-303-301C03: Lapse 12/31/20 CBS-1128	1,000,000.00	1,000,000.00	289,305.16	6,089.06	199,642.46	504,963.32	
WM21-303-310C02: Lapse 12/31/21 CBS-1128	1,000,000.00	1,000,000.00		543,859.14		414,085.77	42,055.09
CW WW RTU UPGRADES							
WM19-303-390C07: Lapse 12/31/19 CBS#5040	2,000,000.00	2,000,000.00	333,116.30	102,696.24	486,420.00	1,077,767.46	
WM21-303-310C04: Lapse 12/31/21 CBS-5040	1,600,000.00	1,600,000.00					1,600,000.00
	26,530,000.00	**24,530,000.00**	**12,260,772.61**	**1,470,384.81**	**2,109,713.18**	**5,512,053.07**	**3,177,076.33**
TOTAL Wastewater Facilities	**118,948,472.00**	**91,081,707.30**	**22,967,838.93**	**9,132,335.96**	**14,680,623.28**	**30,832,762.92**	**13,468,146.21**

County of Maui
Capital Improvement Projects Report (Excluding Department of Water Supply)
As of 12/31/2020

13-909 Wastewater Facilities	Original Appropriation	Alloted To Date	Expenditure Prior Years	Expenditure Current Year	Amount Lapsed	Encumbrance	Allotment Balance
TOTAL CAPITAL PROJECTS FUND	**571,172,630.07**	**475,789,976.01**	**178,857,002.41**	**38,838,291.03**	**28,937,915.97**	**186,415,840.23**	**42,740,926.37**

This page has been intentionally left blank.

County of Maui
Capital Improvement Program by District Job and Index
Fiscal Year Ending 6/30/2021 - as of 12/31/2020

01 Hana

Job	SFND	Index	Prior Year Encumbrance / Carryover	Amended Budget / Lapses	Working Budget less Lapses	Year to Date Expended	Current Encumbrance 12/31/2020	Balance Available
		District *** Hana	0	0	0	0	0	0

County of Maui
Capital Improvement Program by District Job and Index
Fiscal Year Ending 6/30/2021 - as of 12/31/2020

03 Makawao-Pukalani-Kula

Job	SFND	Index		Prior Year Encumbrance / Carryover	Amended Budget / Lapses	Working Budget less Lapses	Year to Date Expended	Current Encumbrance 12/31/2020	Balance Available
11-03	564	541160	KAMAOLE TANK REPLACE-DESIGN	1,781		1,781	1,781		
1104	552	529520	PH10 BOOSTER PUMP IMPROVMENT	4,133,744		4,133,744		4,133,744	
1104	564	549040	PH10 BOOSTER PUMP IMPROVEMEN	2,800,000		2,800,000		2,800,000	
14-05	552	524750	MAK-PUK-KULA DIST SYST IMPRV	6,929		6,929		6,929	
1505	553	539070	POOKELA WELL B	3,004,637		3,004,637	11,685	2,992,953	
1505A	552	520930	POOKELA WELL B(DEVOPMENT)	470,000	(470,000)	0			
17-02	564	547020	UPCOUNTRY RELIABLE CAPACITY	95,094		95,094		95,094	
		District * Makawao-Pukalani-Kula**		**10,512,185**	**(470,000)**	**10,042,185**	**13,466**	**10,028,720**	**0**

County of Maui
Capital Improvement Program by District Job and Index
Fiscal Year Ending 6/30/2021 - as of 12/31/2020

04 Wailuku-Kahului

Job	SFND	Index		Prior Year Encumbrance / Carryover	Amended Budget / Lapses	Working Budget less Lapses	Year to Date Expended	Current Encumbrance 12/31/2020	Balance Available
11-01	542	501030	KAHULUI TANK II - CONSTRUCTION	1,750,000		1,750,000		1,750,000	
11-01	556	581170	KAHULUI TANK II		273,829	273,829			273,829
11-01	564	541290	KAHULUI TANK II		586,171	586,171			586,171
17-03	564	547030	CENTRAL MAUI RELIABLE CAPACITY	308,061		308,061		308,061	
18-09	552	529050	CENTRAL MAUI RELIABLE CAPACITY	122,005		122,005		122,005	
1809B	552	520940	RPLCMT WELL WAIEHU HGHTS WEL	3,000,000	(3,000,000)	0			
ORD 5122	549	536120	KANAHA BEACH GREYWATER REUSE		450,000	450,000			450,000
		District * Wailuku-Kahului**		**5,180,066**	**(1,690,000)**	**3,490,066**	**0**	**2,180,066**	**1,310,000**

County of Maui
Capital Improvement Program by District Job and Index
Fiscal Year Ending 6/30/2021 - as of 12/31/2020

05 Kihei-Makena

Job	SFND	Index		Prior Year Encumbrance / Carryover	Amended Budget / Lapses	Working Budget less Lapses	Year to Date Expended	Current Encumbrance 12/31/2020	Balance Available
		05	Kihei-Makena	0	0	0	0	0	0

County of Maui
Capital Improvement Program by District Job and Index
Fiscal Year Ending 6/30/2021 - as of 12/31/2020

06 West Maui

Job	SFND	Index		Prior Year Encumbrance / Carryover	Amended Budget / Lapses	Working Budget less Lapses	Year to Date Expended	Current Encumbrance 12/31/2020	Balance Available
11-06	564	541210	WEST MAUI SOURCE DEVELOPMENT	4,830		4,830	4,830		
1106	552	529540	WEST MAUI SOURCE DEVELOPMENT	174,736		174,736	5,190	169,546	
15-04	553	530160	WEST MAUI RELIABLE CAPACITY	4,250,000	(4,250,000)	0			
15-04	564	540340	WEST MAUI RELIABLE CAPACITY	5,525,759	(5,525,759)	0			
20-04	558	561000	WEST MAUI RELIABLE CAPACITY		192,378	192,378			192,378
20-04	564	541300	WEST MAUI RELIABLE CAPACITY		1,307,622	1,307,622			1,307,622
2004	552	520950	WEST MAUI RELIABLE CAPACITY	5,427,844	(4,802,473)	625,371	27,453	597,918	
		District * West Maui**		**15,383,169**	**(13,078,232)**	**2,304,937**	**37,473**	**767,464**	**1,500,000**

County of Maui
Capital Improvement Program by District Job and Index
Fiscal Year Ending 6/30/2021 - as of 12/31/2020

08 Molokai

Job	SFND	Index		Prior Year Encumbrance / Carryover	Amended Budget / Lapses	Working Budget less Lapses	Year to Date Expended	Current Encumbrance 12/31/2020	Balance Available
		08	Molokai	0	0	0	0	0	0

County of Maui
Capital Improvement Program by District Job and Index
Fiscal Year Ending 6/30/2021 - as of 12/31/2020

09 Countywide

Job	SFND	Index		Prior Year Encumbrance / Carryover	Amended Budget / Lapses	Working Budget less Lapses	Year to Date Expended	Current Encumbrance 12/31/2020	Balance Available
13-02	564	543150	COUNTYWIDE SOURCE DEVELOP/A(	47,371		47,371		47,371	
13-04	552	523540	COUNTYWIDE FACILITY IMPROVEMT	16,707		16,707	1,343	15,364	
15-08	552	525020	CTYWIDE FACILITY IMPRVMTS	127,981		127,981		127,981	
16-04	552	526040	CW UPGRADES & REPLACEMENT	215,963	(21,843)	194,120	8,256	185,864	
17-05	552	527020	CTYWIDE FACILITY IMPRVMTS	141,475		141,475	8,666	132,809	
17-06	552	527030	CTYWIDE UPGRADES & RPLCMENTS	191,216		191,216		191,216	
18-02	564	548230	COUTYWIDE UPGR & REPLCMNTS	496,808		496,808	463,826	32,981	
18-05	552	529000	COUNTYWIDE FACLITY IMPRVMTS	22,717	(4,001)	18,716	18,716		
18-06	552	529010	COUNTYWIDE UPGRADES & RPLCMT	564,853		564,853	424,674	140,178	
1901	552	529500	CTYWDE FACILITY IMPROVEMENTS	407,426		407,426		407,426	
1902	552	529510	CTYWDE UPGRADES & REPLACEMEN	183,076	(14,000)	169,076	5,400	163,676	
2001	552	520900	CTYWDE FACILITY IMPROVEMENTS	3,300,427	(617,549)	2,682,878	82,628	2,600,250	
2002	552	520910	CNTYWDE UPGRDES/RPLCMNT	6,086,184	(4,484,263)	1,601,921	565,254	1,036,668	
2003	552	520920	CNTYWDE WTR SYSTM MDIFCATION	76,130	(13,674)	62,456	19,594	42,862	
21-01	552	521640	CW FACILITY IMPROVEMENTS		4,800,000	4,800,000	10,208	169,414	4,620,378
21-02	552	521650	CW UPGRADES/RPLCMNT		8,860,000	8,860,000	327,481	1,588,554	6,943,965
21-03	552	521660	CW WTR SYSTEM MODIFICATIONS		500,000	500,000			500,000
21-04	564	541270	CW UPGRADES/RPLCMNT		1,583,329	1,583,329		915,328	668,001
21-04	564	541280	CW RELIABLE CAPACITY		500,000	500,000			500,000
		District * Countywide**		**11,878,334**	**11,087,999**	**22,966,333**	**1,936,046**	**7,797,942**	**13,232,344**
		Grand Total		**42,953,754**	**(4,150,233)**	**38,803,521**	**1,986,985**	**20,774,192**	**16,042,344**

This page has been intentionally left blank.

Capital Program Summaries

Project Summary by Department

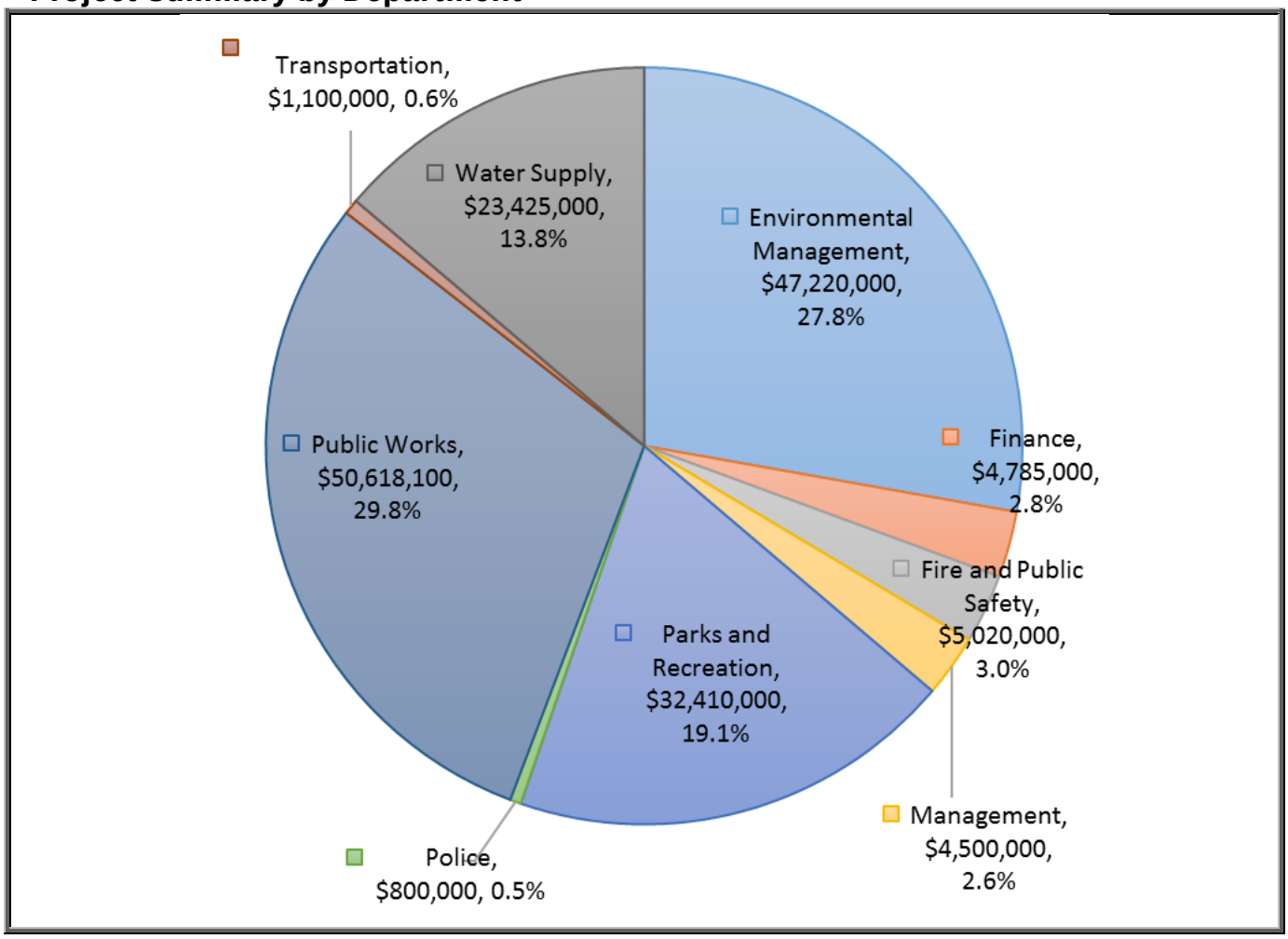

Department	FY 2022 Proposed
Environmental Management	$47,220,000
Finance	$4,785,000
Fire and Public Safety	$5,020,000
Management	$4,500,000
Parks and Recreation	$32,410,000
Police	$800,000
Public Works	$50,618,100
Transportation	$1,100,000
Water Supply	$23,425,000
Total	**$169,878,100**

Capital Program Summaries

Project Summary by Fund Type

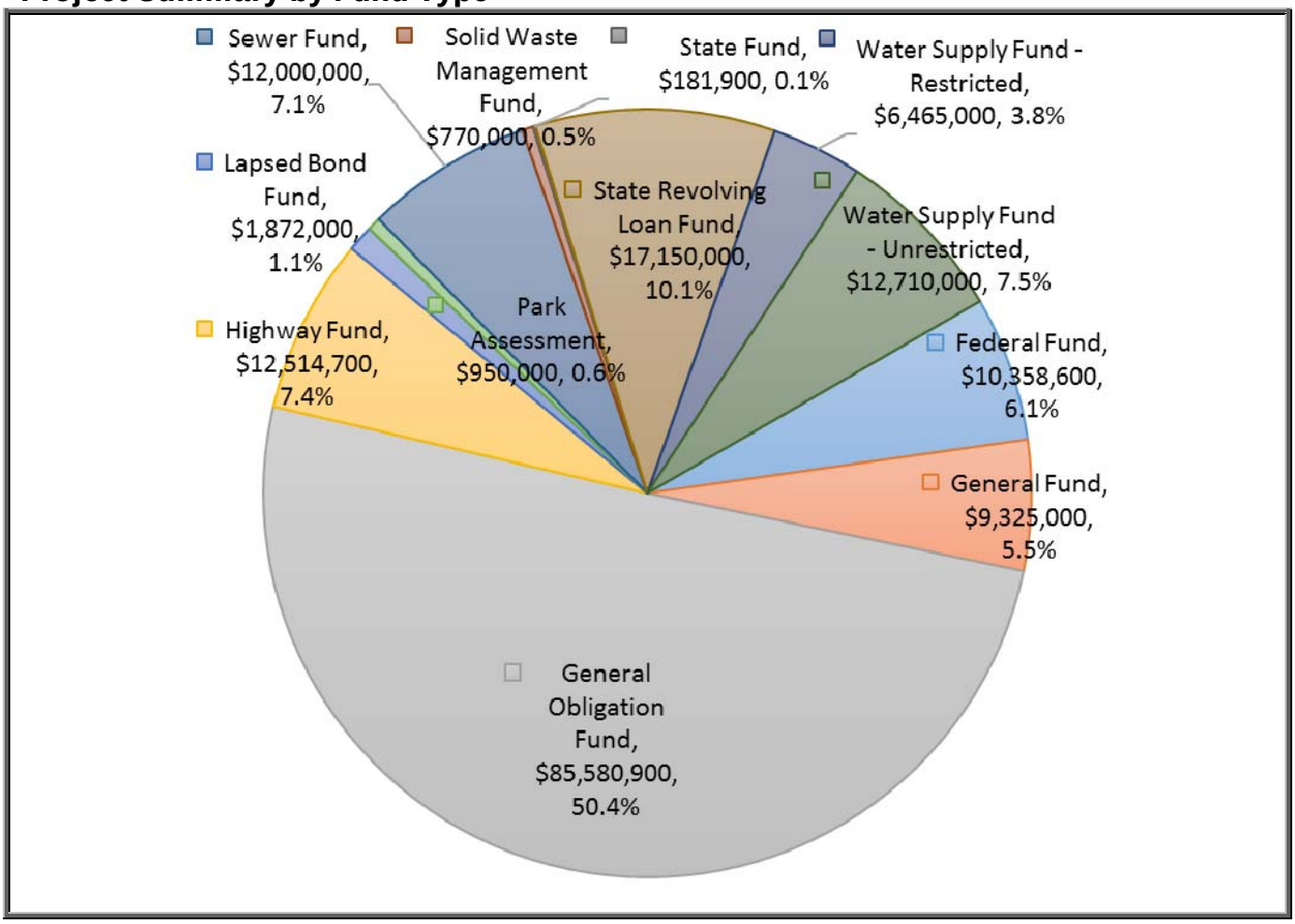

Fund Type	FY 2022 Proposed
Federal Fund	$10,358,600
General Fund	$9,325,000
General Obligation Fund	$85,580,900
Highway Fund	$12,514,700
Lapsed Bond Fund	$1,872,000
Park Assessment	$950,000
Sewer Fund	$12,000,000
Solid Waste Management Fund	$770,000
State Fund	$181,900
State Revolving Loan Fund	$17,150,000
Water Supply Fund - Restricted	$6,465,000
Water Supply Fund - Unrestricted	$12,710,000
TOTAL	**$169,878,100**

Capital Program Summaries

Project Summary by District

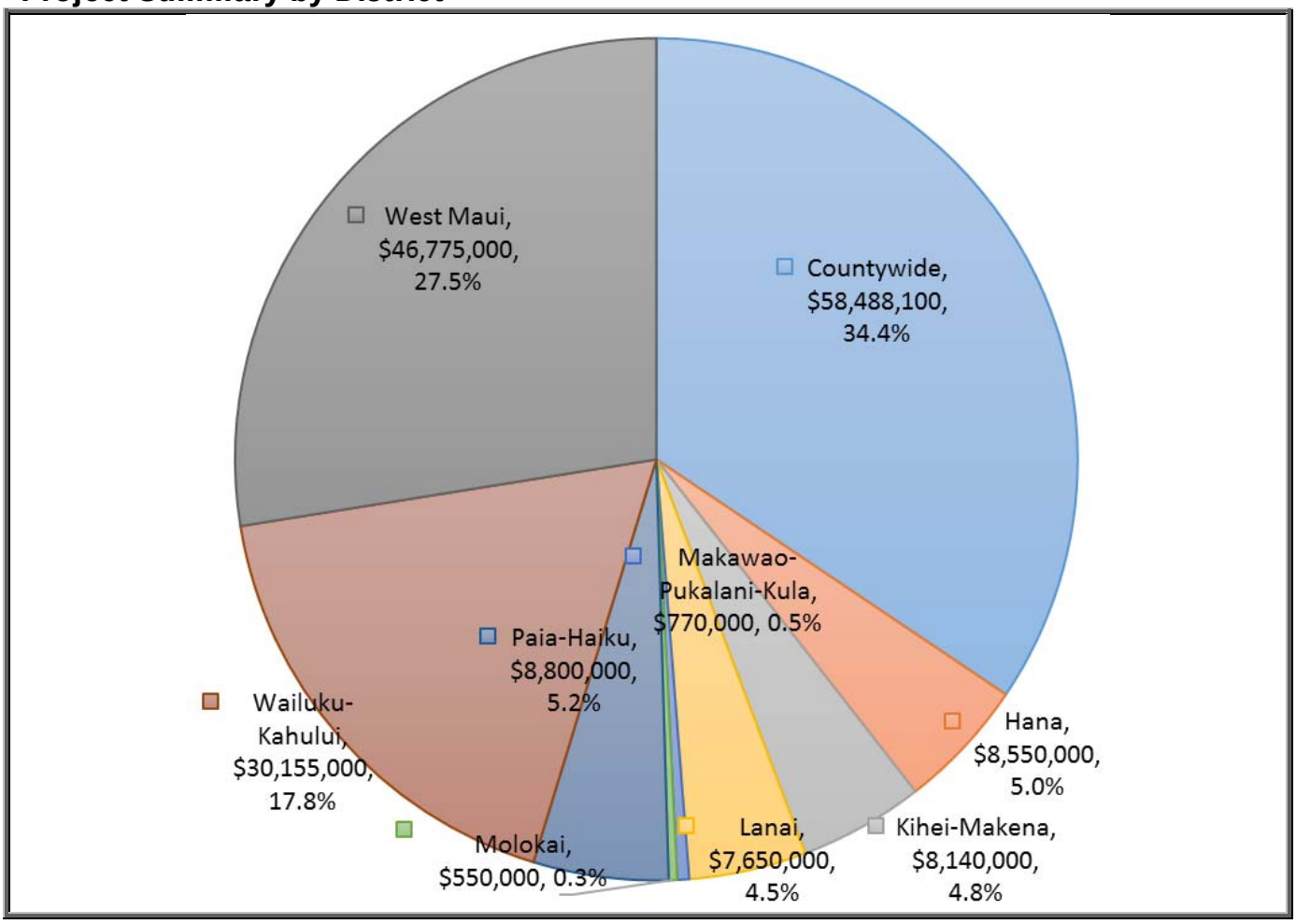

District	FY 2022 Proposed
Countywide	$58,488,100
Hana	$8,550,000
Kihei-Makena	$8,140,000
Lanai	$7,650,000
Makawao-Pukalani-Kula	$770,000
Molokai	$550,000
Paia-Haiku	$8,800,000
Wailuku-Kahului	$30,155,000
West Maui	$46,775,000
Total	**$169,878,100**

Capital Program Summaries

Project Summary by Project Type

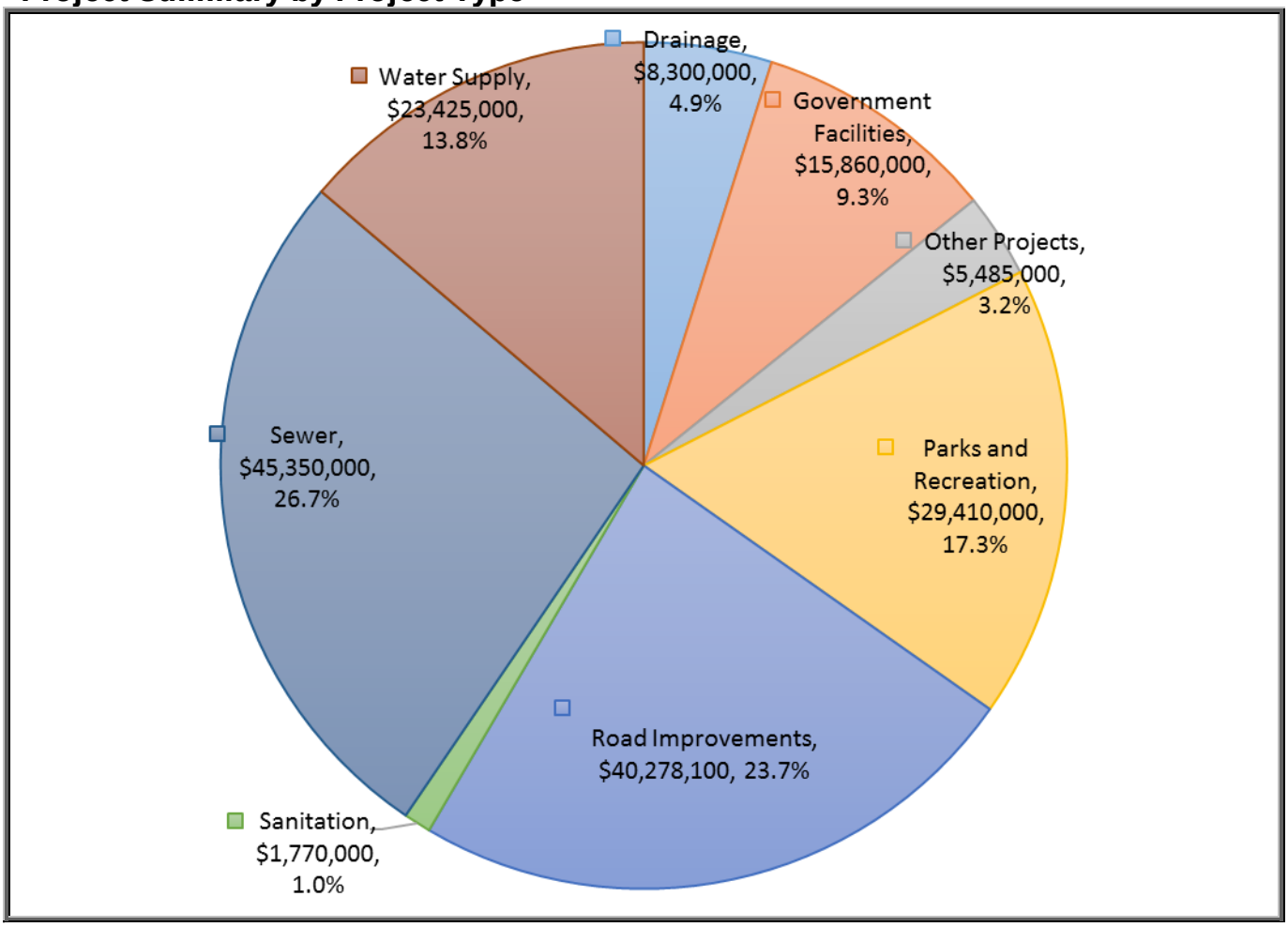

Project Type	FY 2022 Proposed
Drainage	$8,300,000
Government Facilities	$15,860,000
Other Projects	$5,485,000
Parks and Recreation	$29,410,000
Road Improvements	$40,278,100
Sanitation	$1,770,000
Sewer	$45,350,000
Water Supply	$23,425,000
TOTAL	**$169,878,100**

Six-Year Capital Program

Countywide

				$ in 1000's		
				Fiscal Year		
Project Type	CBS No	Project Name	Fund	2022	2023-2027	6-Yr Total
Drainage	CBS-6069	Countywide Bridge and Drainage Program	GB	1,200	0	1,200
			GF	0	23,950	23,950
			HF	2,700	0	2,700
	CBS-6633	Countywide Drainline Replacement Program	GB	3,700	25,000	28,700
			HF	700	0	700
Government Facilities	CBS-6070	Countywide Facilities Maintenance Program	GB	500	0	500
			GF	640	5,500	6,140
	CBS-1003	Countywide Fire Facilities	GF	300	0	300
	CBS-1010	Countywide Police Facilities	GF	800	5,000	5,800
	CBS-6066	West Maui Fire Station	GF	0	6,200	6,200
Other Projects	CBS-1039	Bus Stops and Shelters	GB	600	3,000	3,600
	CBS-1218	Countywide Equipment	GB	4,785	16,000	20,785
Parks and Recreation	CBS-5055	County Wide Coastal Preservation & Mitigation	GF	0	1,000	1,000
	CBS-5541	County Wide Park Improvement Plans and Studies	GF	0	500	500
	CBS-3232	Countywide Park Playground Improvements	GF	0	2,750	2,750
			PA	600	0	600
	CBS-1117	Countywide Parks ADA Improvements	GF	500	20,000	20,500
	CBS-4581	Countywide Parks Facilities	GF	500	2,000	2,500
Road Improvements	CBS-5022	Countywide Federal Aid Program	FD	10,359	43,783	54,142
			GB	4,308	21,177	25,485
			HF	400	0	400
	CBS-1023	Countywide Road Resurfacing and Pavement Preservation	GB	3,550	0	3,550
			HF	6,500	47,250	53,750
	CBS-6067	Countywide Traffic and Safety Program	HF	1,815	16,153	17,968
			ST	182	944	1,126
Sanitation	CBS-2723	Beneficial Uses of COM Closed Landfills	SW	0	1,250	1,250
	CBS-3182	Environmental Compliance System Design and Construction	SW	250	2,500	2,750
Sewer	CBS-1119	Countywide Environmental Protection Agency (EPA) Compliance Wastewater Reclamation Facility Renovations Projects	WF	4,000	7,500	11,500
	CBS-1132	Countywide Environmental Protection Agency (EPA) Compliance Projects	WF	500	2,500	3,000
	CBS-6081	Countywide Pump Station Renovations (SCADA)	WF	0	4,000	4,000
	CBS-1128	Countywide Wastewater System Modifications	WF	1,000	5,000	6,000

Six-Year Capital Program

Countywide (Cont'd)

				$ in 1000's		
				Fiscal Year		
Project Type	**CBS No**	**Project Name**	**Fund**	**2022**	**2023-2027**	**6-Yr Total**
Water Supply	CBS-1075	Countywide Facility Improvements	WU	1,050	11,600	12,650
	CBS-2299	Countywide Upgrades and Replacements	WU	4,550	42,580	49,130
	CBS-6657	Acquisition of the Wailuku Water Company Water System	WU	2,000	0	0
	CBS-4615	Countywide Water System Modification	WU	500	2,500	3,000
		Total Countywide		**58,488**	**319,637**	**378,126**

Six-Year Capital Program

Hana

				$ in 1000's		
				Fiscal Year		
Project Type	**CBS No**	**Project Name**	**Fund**	**2022**	**2023-2027**	**6-Yr Total**
Government Facilities	CBS-5530	Old Hana School Improvements	GB	3,000	0	3,000
Parks and Recreation	CBS-2350	Hana-Keanae-Kailua Parks System	GF	0	1,200	1,200
	CBS-1971	Helene Hall Improvements	GB	1,300	800	2,100
	CBS-4592	Pa'ani Mai Park Development	GB	0	2,500	2,500
Road Improvements	CBS-3183	Kalepa Revetment and Seawall Repairs	GB	0	20,000	20,000
	CBS-2779	Kalepa Rockfall Repairs	GB	4,250	0	4,250
Sewer	CBS-5039	Central Hana Sewer System	GB	0	2,000	2,000
			WF	0	200	200
		Total Hana		**8,550**	**26,700**	**35,250**

Six-Year Capital Program

Kihei-Makena

				$ in 1000's		
				Fiscal Year		
Project Type	CBS No	Project Name	Fund	2022	2023-2027	6-Yr Total
Government Facilities	CBS-1004	Kihei Fire Station Relocation	GB	0	5,000	5,000
			GF	0	1,100	1,100
Parks and Recreation	CBS-1205	Kamaole Point Pavillion	GF	0	1,100	1,100
	CBS-2743	Kenolio Recreational Complex Open Building Repair	GF	0	1,345	1,345
	CBS-5532	Kihei Aquatic Center Improvements	GF	0	1,050	1,050
	CBS-6644	Kihei Community Center Improvements	GF	0	600	600
	CBS-5552	South Maui Beach Parks Parking Lot Improvements	GF	775	0	775
	CBS-1118	South Maui Community Park	GB	0	20,000	20,000
	CBS-2345	South Maui Parks System	GF	0	1,200	1,200
Road Improvements	CBS-1926	North South Collector Road - Lokelani School to Auhana Road	HF	0	1,870	1,870
	CBS-2309	North South Collector Road (Waipuilani Street to Kaonoulu Street)	FD	0	20,858	20,858
			GB	515	8,515	9,030
Sewer	CBS-5032	Kaiola Place Sewer Extension	WF	100	1,000	1,100
	CBS-5520	Kihei Land Application System	GB	0	20,000	20,000
	CBS-1152	Kihei No. 16 Pump Station Rehabilitation and Force Main Replacement	WF	900	0	900
	CBS-3563	Kihei No. 3 Force Main Replacement	GB	0	4,800	4,800
	CBS-3564	Kihei No. 4 Force Main Replacement	GB	0	3,000	3,000
	CBS-2729	Kihei No. 6 Force Main Replacement	SRF	0	6,000	6,000
			WF	650	0	650
	CBS-2322	Kihei No. 7 Force Main Replacement	SRF	900	0	900
	CBS-3197	Kihei No. 8 Force Main Replacement	SRF	1,000	0	1,000
	CBS-5519	Kihei Wastewater Pump Station No. 2 Modification/Upgrade	WF	200	2,000	2,200
	CBS-3199	Kihei Wastewater Pump Station No. 4 Modification/Upgrade	SRF	0	2,000	2,000
			WF	0	200	200
	CBS-3568	Kihei Wastewater Pump Station No. 5 Modification and Force Main Replacement	SRF	0	4,300	4,300
			WF	0	400	400
	CBS-3569	Kihei Wastewater Pump Station No. 6 Modification/Upgrade	SRF	0	6,800	6,800
			WF	0	600	600
	CBS-3570	Kihei Wastewater Pump Station No. 7 Relocation	GB	800	8,000	8,800
	CBS-5027	Kihei Wastewater Pump Station No. 8 Modification/Upgrade	SRF	0	4,000	4,000
			WF	0	400	400

Six-Year Capital Program

Kihei-Makena (Cont'd)

				$ in 1000's		
				Fiscal Year		
Project Type	CBS No	Project Name	Fund	2022	2023-2027	6-Yr Total
Sewer	CBS-5028	Kihei Wastewater Pump Station No. 9 Modification/Upgrade	GB	2,300	0	2,300
	CBS-5031	Kihei Wastewater Reclamation Facility Ultraviolet System Upgrade	WF	0	500	500
	CBS-1148	Kihei-Makena Environmental Protection Agency (EPA) Compliance Sewer Rehabilitation	WF	0	2,000	2,000
	CBS-5030	Liloa Drive Recycled Water Line	GB	0	4,000	4,000
	CBS-2321	North Kihei Mauka Transmission System	GB	0	17,000	17,000
	CBS-5521	North Kihei Reuse Distribution Expansion	WF	0	4,400	4,400
	CBS-6082	South Kihei Capacity Sewer Upgrades	WF	0	400	400
	CBS-1166	South Maui Recycled Water Distribution System Expansion (Wailea)	WF	0	500	500
		Total Kihei-Makena		**8,140**	**154,938**	**163,078**

Six-Year Capital Program

Lanai

				$ in 1000's		
				Fiscal Year		
Project Type	**CBS No**	**Project Name**	**Fund**	**2022**	**2023-2027**	**6-Yr Total**
Government Facilities	CBS-3239	Lanai Baseyard Improvements	GB	900	0	900
	CBS-1005	Lanai Fire Station Improvements	GB	2,600	0	2,600
Parks and Recreation	CBS-2347	Lanai Parks System	GF	0	900	900
	CBS-6052	Lanai Youth Center and Skate Park	GB	4,000	650	4,650
Sewer	CBS-4591	Lanai WWRF Facility Plan	WF	150	0	150
		Total Lanai		**7,650**	**1,550**	**9,200**

Six-Year Capital Program

Makawao-Pukalani-Kula

				$ in 1000's		
				Fiscal Year		
Project Type	**CBS No**	**Project Name**	**Fund**	**2022**	**2023-2027**	**6-Yr Total**
Government Facilities	CBS-2314	Makawao Fire Station Renovation/Addition	GB	770	0	770
Parks and Recreation	CBS-5549	Eddie Tam Gym Facility Improvements	GB	0	2,500	2,500
			GF	0	350	350
	CBS-5551	Eddie Tam Park Field #6 Expansion	GF	0	525	525
	CBS-5544	Haliimaile Gym Improvements	GB	0	1,600	1,600
			GF	0	275	275
	CBS-2349	Makawao-Pukalani-Kula-Ulupalakua Parks System	GF	0	1,200	1,200
	CBS-2329	Waiakoa Gym Improvements	GF	0	1,600	1,600
Sewer	CBS-5038	Makawao Master Sewer Plan	WF	0	250	250
		Total Makawao-Pukalani-Kula		**770**	**8,300**	**9,070**

Six-Year Capital Program

Molokai

				$ in 1000's		
				Fiscal Year		
Project Type	**CBS No**	**Project Name**	**Fund**	**2022**	**2023-2027**	**6-Yr Total**
Government Facilities	CBS-6065	Hoolehua Fire Station Renovation/Addition	GF	550	0	550
	CBS-4617	Pukoo Fire Station Relocation	GF	0	3,240	3,240
Parks and Recreation	CBS-5545	Cooke Memorial Pool Improvements	GF	0	1,270	1,270
	CBS-6074	Kaunakakai Gym Rehabilitation	GB	0	2,600	2,600
	CBS-5540	Mitchell Pauole Parking Lot Expansion	GB	0	750	750
	CBS-4582	Molokai Athletic Complex	GB	0	1,750	1,750
			ST	0	25,750	25,750
	CBS-2346	Molokai Parks System	GF	0	900	900
Sanitation	CBS-5497	Molokai Landfill Scalehouse Replacement and Traffic Optimization	GB	0	2,000	2,000
			SW	0	200	200
Sewer	CBS-1153	Kaunakakai Effluent Force Main Replacement	SRF	0	1,900	1,900
			WF	0	200	200
	CBS-5037	Kualapuu Sewer System Rehabilitation	WF	0	2,100	2,100
		Total Molokai		**550**	**42,660**	**43,210**

Six-Year Capital Program

Paia-Haiku

				$ in 1000's		
				Fiscal Year		
Project Type	**CBS No**	**Project Name**	**Fund**	**2022**	**2023-2027**	**6-Yr Total**
Government Facilities	CBS-1002	Haiku Fire Station	GB	800	15,660	16,460
	CBS-1008	Paia Fire Station Relocation	GB	0	5,000	5,000
			GF	0	1,100	1,100
Parks and Recreation	CBS-5056	Alfred Flako Boteilho Sr. Gym Improvements	GB	0	4,000	4,000
			GF	500	0	500
	CBS-5533	Paia Community Center Rehabilitation	GF	0	1,665	1,665
	CBS-2348	Paia-Haiku Parks System	GF	0	1,200	1,200
Road Improvements	CBS-6096	Baldwin Avenue Public Parking Lot Improvements	GB	0	820	820
	CBS-4597	Haiku Road Slope Stability Improvements	GB	7,500	0	7,500
Sewer	CBS-3207	Paia Wastewater Pump Station Modifications	SRF	0	1,500	1,500
			WF	0	150	150
	CBS-4588	Sprecklesville Force Main Replacement	GB	0	3,600	3,600
		Total Paia-Haiku		**8,800**	**34,695**	**43,495**

Six-Year Capital Program

Wailuku-Kahului

				$ in 1000's		
				Fiscal Year		
Project Type	CBS No	Project Name	Fund	2022	2023-2027	6-Yr Total
Drainage	CBS-5507	Certification of Levees and Additional Work for Levee No. 27	GB	0	800	800
	CBS-5050	Iao Stream Bank Stabilization at Millyard	GB	0	1,500	1,500
	CBS-6061	Palama Drive Drainage Improvements	GB	0	500	500
Government Facilities	CBS-6653	100 Mahalani St Renovations	GB	2,000	5,000	7,000
	CBS-6651	60 N. Church St. Building Renovations	GB	628	0	628
			GF	0	2,500	2,500
			LBF	1,872	0	1,872
	CBS-3567	Central Maui Landfill Land Purchase	GB	0	2,200	2,200
	CBS-5021	Central Maui Transit Hub	GF	500	0	500
	CBS-1210	County Emergency Management Center	GB	0	22,800	22,800
	CBS-1006	Waikapu Fire Station/Training Ctr/Admin Bldg	GB	0	5,000	5,000
			GF	0	11,100	11,100
Other Projects	CBS-6637	COM Greenwaste and Biosolids Management	SW	100	0	100
Parks and Recreation	CBS-2351	Central Maui Parks System	GF	0	1,500	1,500
	CBS-1214	Central Maui Regional Park	GB	0	22,000	22,000
			GF	0	3,000	3,000
	CBS-5481	Ichiro "Iron Maehara Baseball Stadium Improvements	GF	800	0	800
	CBS-4583	Kanaha Beach Park Master Plan Implementation	GB	0	10,000	10,000
			GF	75	0	75
	CBS-5516	Kehalani Mauka Park Improvements	GF	150	1,765	1,915
	CBS-6645	Lihikai School Park Site Improvements	GF	1,500	0	1,500
	CBS-5546	Mokuhau Park Restroom Replacement	GF	0	510	510
	CBS-4628	New Kahului Community Center	GB	0	5,000	5,000
	CBS-5543	Richard Pablo Caldito Sr. Park Improvements	GF	0	825	825
	CBS-6072	Velma McWayne Santos Center Improvements	GB	2,125	0	2,125
	CBS-1202	Waiehu Golf Course Starter Booth and Restaurant	GB	0	15,000	15,000
	CBS-5539	War Memorial Football Stadium and Track Rehabilitation	GB	0	7,200	7,200
			GF	210	0	210
	CBS-4616	War Memorial Gym Building Improvements	GB	15,000	10,000	25,000
	CBS-4584	Wells Park Master Plan Implementation	GB	0	16,000	16,000
			GF	0	1,000	1,000

Six-Year Capital Program

Wailuku-Kahului (Cont'd)

				$ in 1000's		
				Fiscal Year		
Project Type	CBS No	Project Name	Fund	2022	2023-2027	6-Yr Total
Road Improvements	CBS-3179	Imi Kala Extension - Environmental Study and Permitting	GF	0	312	312
	CBS-6060	Kahekili Highway Slope Repair	GB	0	4,000	4,000
			HF	400	0	400
	CBS-1018	Waiale Road Improvements at Waiinu Road	FD	0	2,252	2,252
			HF	0	923	923
	CBS-1916	Wakea Avenue and Kamehameha Avenue Intersection Improvements	FD	0	2,624	2,624
			HF	0	1,065	1,065
Sanitation	CBS-6640	Cental Maui Landfill Comprehensive EIS	GF	0	1,500	1,500
	CBS-6639	Central Maui Landfill Gas Collection System Reliablity	GB	0	2,000	2,000
			SW	320	0	320
	CBS-1099	Central Maui Landfill Phases IV & V Final Closure	GB	0	5,000	5,000
	CBS-5020	Central Maui Landfill Stormwater Management Improvements	GB	0	500	500
			SW	100	0	100
	CBS-6634	CML Ph II/III Interface Development	GB	850	0	850
			GF	0	3,000	3,000
	CBS-6635	CML Ph III-B Lateral Expansion	GB	250	10,000	10,250
	CBS-3566	Refuse Truck Wash System	SW	0	350	350
	CBS-3578	Renewable Energy Project - Central Maui Landfill Solar Parking Area	GF	0	300	300
Sewer	CBS-3206	Central Maui Regional WWRF (Waikapu)	GB	0	21,000	21,000
			OG	0	25,000	25,000
			WF	0	2,500	2,500
	CBS-3212	Hoo Hui Ana Wastewater Pump Station Modifications	SRF	0	1,000	1,000
			WF	0	100	100
	CBS-3211	Kaa Wastewater Pump Station Modification	WF	0	200	200
	CBS-6085	Kahului Wastewater Pump Station Modifications	WF	0	300	300
	CBS-3205	Old Wailuku Heights Sewer System	WF	0	6,300	6,300
	CBS-3204	Upper Waiko Road Sewer Extension	WF	0	2,150	2,150
	CBS-5526	Waiehu Kou Wastewater Pump Station Modifications	SRF	0	2,000	2,000
			WF	0	200	200
	CBS-6084	Waikapu/Wailuku Diversion Gravity Sewer	GB	0	14,000	14,000
			WF	0	2,000	2,000

Six-Year Capital Program

Wailuku-Kahului (Cont'd)

				$ in 1000's		
				Fiscal Year		
Project Type	CBS No	Project Name	Fund	2022	2023-2027	6-Yr Total
Sewer	CBS-6083	Waikapu/Wailuku Diversion Pump Station and Force Main	GB	0	9,000	9,000
			WF	0	1,000	1,000
	CBS-1158	Waiko Road Subdivision Sewer System	SRF	0	2,500	2,500
	CBS-2323	Wailuku Wastewater Pump Station Modifications	GB	0	3,000	3,000
			WF	0	600	600
	CBS-3574	Wailuku/Kahului Wastewater Reclamation Facility Concrete Rehabilitation	WF	0	500	500
	CBS-1131	Wailuku-Kahului Environmental Protection Agency (EPA) Compliance Sewer Rehabilitation	WF	2,000	6,000	8,000
	CBS-1171	Wailuku-Kahului Recycled Water Force Main	SRF	0	13,500	13,500
	CBS-5034	Wailuku-Kahului Recycled Water Pump Station	SRF	0	6,000	6,000
	CBS-5033	Wailuku-Kahului Soil Aquifer Treatment (SAT) Basins	GB	0	10,000	10,000
	CBS-1169	Wailuku-Kahului Wastewater Reclamation Facility (WWRF) Upgrade to R-1	WF	0	1,800	1,800
	CBS-4586	Wailuku-Kahului WWRF Shoreline Erosion Protection	WF	0	300	300
Water Supply	CBS-4622	Kahului Tank II	WU	860	0	860
	CBS-1102	Waiehu Heights Well 1 Replacement	WU	0	3,475	3,475
	CBS-6650	Waihee Tank 2	WR	415	5,500	5,915
		Total Wailuku-Kahului		**30,155**	**318,952**	**349,107**

Six-Year Capital Program

West Maui

				$ in 1000's		
				Fiscal Year		
Project Type	CBS No	Project Name	Fund	2022	2023-2027	6-Yr Total
Parks and Recreation	CBS-6076	Lahaina Aquatic Center Rehabilitation	GF	0	2,000	2,000
	CBS-6077	Lahaina Civic Center Rehabilitation	GB	0	5,000	5,000
			GF	600	0	600
	CBS-6647	Lahaina Civic Center Tennis Court Restroom Improvements	GF	425	0	425
	CBS-5483	Launiupoko Master Plan	GB	0	5,000	5,000
			GF	0	3,000	3,000
	CBS-6652	Napili Park Improvements	PA	350	0	350
	CBS-2758	West Maui Maintenance Operations Building	GB	0	2,250	2,250
	CBS-2344	West Maui Parks System	GF	0	1,500	1,500
Road Improvements	CBS-1946	Front Street Sidewalk, Railing, and Seawall Repair	HF	0	4,000	4,000
	CBS-6643	Lower Honoapiilani Road Complete Streets	GF	500	0	500
			HF	0	1,600	1,600
Sewer	CBS-1968	Honoapiilani Highway Recycled Water Lateral Installation	WF	0	800	800
	CBS-1954	Honokowai R-1 Water Distribution System	GB	0	4,300	4,300
			WF	0	400	400
	CBS-1952	Kaanapali Resort R-1 Water Distribution System Expansion	GB	0	8,500	8,500
	CBS-5522	Lahaina No. 3 Force Main Replacement	SRF	0	3,000	3,000
			WF	0	300	300
	CBS-6080	Lahaina Recycled Water Force Main Construction/Rehabilitation	GB	0	11,500	11,500
			WF	0	850	850
	CBS-6648	Lahaina Siphon and Ditch Distribution	WF	0	1,000	1,000
	CBS-5525	Lahaina Wastewater Pump Station No. 4 Modifications	WF	0	300	300
	CBS-5523	Lahaina Wastewater Pump Station No. 5 Modifications	SRF	0	2,000	2,000
			WF	0	200	200
	CBS-5524	Lahaina Wastewater Pump Station No. 6 Modifications	WF	0	1,100	1,100
	CBS-3572	Lahaina Wastewater Reclamation Facility Concrete Rehabilitation	WF	0	500	500
	CBS-5548	Lahaina Wastewater Reclamation Facility Emergency Generator Replacement	WF	500	0	500
	CBS-3576	Lahaina Wastewater Reclamation Facility R-1 Process Expansion	GB	10,500	0	10,500

Six-Year Capital Program

West Maui (Cont'd)

				$ in 1000's		
				Fiscal Year		
Project Type	CBS No	Project Name	Fund	2022	2023-2027	6-Yr Total
Sewer	CBS-3575	Lahaina Wastewater Reclamation Facility RAS/Dewatering Upgrades	SRF	0	7,000	7,000
			WF	0	700	700
	CBS-3201	Lahaina WWRF Onsite Recycled Water Storage	GB	0	4,000	4,000
			WF	0	400	400
	CBS-1167	Napili No. 1 Force Main Replacement	GB	300	3,700	4,000
	CBS-1168	Napili No. 2 Force Main Replacement	WF	0	1,000	1,000
	CBS-1177	Napili Wastewater Pump Station No. 1 Modifications	GB	550	5,500	6,050
	CBS-1178	Napili Wastewater Pump Station No. 2 Modifications	GB	0	4,000	4,000
	CBS-1179	Napili Wastewater Pump Station No. 3 Modifications	SRF	4,000	0	4,000
	CBS-1146	West Maui Environmental Protection Agency (EPA) Compliance Sewer Rehabilitation	WF	2,000	2,000	4,000
	CBS-1124	West Maui Recycled Water System Expansion	GB	6,000	0	6,000
			SRF	7,000	0	7,000
Water Supply	CBS-1092	West Maui Reliable Capacity	SRF	4,250	0	4,250
			WR	6,050	21,000	27,050
			WU	3,750	0	3,750
		Total West Maui		**46,775**	**108,400**	**155,175**

ORDINANCE NO. _____

BILL NO. _____ (2021)

A BILL FOR AN ORDINANCE AUTHORIZING THE ISSUANCE OF EIGHTY-FIVE MILLION, FIVE HUNDRED EIGHTY THOUSAND, NINE HUNDRED DOLLARS ($85,580,900) AGGREGATE PRINCIPAL AMOUNT OF GENERAL OBLIGATION BONDS OF THE COUNTY OF MAUI FOR THE PURPOSE OF PROVIDING FUNDS TO PAY ALL OR A PART OF THE COST OF APPROPRIATIONS FOR PUBLIC IMPROVEMENTS OF AND FOR THE COUNTY OF MAUI; FIXING THE FORM, DENOMINATIONS AND CERTAIN OTHER FEATURES OF SUCH BONDS AND PROVIDING FOR THEIR SALE; AUTHORIZING THE DIRECTOR OF FINANCE TO DETERMINE CERTAIN DETAILS OF THE BONDS; AUTHORIZING THE ISSUANCE AND SALE OF A LIKE PRINCIPAL AMOUNT OF GENERAL OBLIGATION BOND ANTICIPATION NOTES IN ANTICIPATION OF THE ISSUANCE AND SALE OF SUCH BONDS; AUTHORIZING THE ISSUANCE OF REFUNDING GENERAL OBLIGATION BONDS OF THE COUNTY; AND PROVIDING FOR OTHER ACTIONS RELATED TO THE ISSUANCE, SALE AND DELIVERY OF SAID BONDS

BE IT ORDAINED BY THE PEOPLE OF THE COUNTY OF MAUI:

SECTION 1. Authorization of General Obligation Bonds. Pursuant to Chapter 47, Hawaii Revised Statutes, as amended, and particularly Part I thereof, there are hereby authorized to be issued and sold from time to time general obligation bonds of the County of Maui, State of Hawaii (the "County") in an aggregate principal amount not to exceed $85,580,900 (the "Bonds"), the proceeds derived from the sale of which shall be used to pay all or part of the cost of appropriations for the public improvements of the County described in Section 2 hereof.

SECTION 2. Disposition of Bond Proceeds. All or any portion of the proceeds derived from the sale of the Bonds or any notes issued in anticipation of the Bonds shall be used to pay all or part of the cost of any of the public improvements listed below in accordance with appropriations contained in the Fiscal Year 2022 Budget, including amendments and supplements thereto, duly approved by the Council of the County (the "Council") for the fiscal year ending June 30, 2022 (the "Fiscal Year 2022 Budget"); provided, however, that pursuant to Section 47-5, Hawaii Revised Statutes, the part of such proceeds which is in excess of the amounts required for the purposes for which the Bonds are initially issued from time to time, or which may not be applied to such purposes, or which the Council deems should not be applied to such purposes,

may be applied to finance such other public improvements of the County as the Council shall, by ordinance approved by an affirmative vote of two-thirds of all of its members, determine; and provided further that the actual use and application of the proceeds of Bonds issued pursuant to this ordinance shall not in any way affect the validity or legality of such Bonds. No proceeds of the Bonds shall be applied to any public improvement listed in this section unless and until there shall be a valid appropriation of general obligation bond proceeds in effect for such public improvement. The public improvements provided for or to be provided for in the Fiscal Year 2022 Budget, to be financed with proceeds from the sale of the Bonds, are as follows:

Public Improvements:

Estimated Project Cost

PROJECT TITLE	APPROPRIATION
A. Department of Environmental Management	
1. Kihei-Makena Community Plan Area	
a. Sewer	
(1) Kihei Wastewater Pump Station No. 7 Relocation	800,000
(2) Kihei Wastewater Pump Station No. 9 Modification/Upgrade	2,300,000
2. Wailuku-Kahului Community Plan Area	
a. Sanitation	
(1) Central Maui Landfill Phase II/III Interface Development	850,000
(2) Central Maui Landfill Phase III-B Lateral Expansion	250,000
3. West Maui Community Plan Area	
a. Sewer	
(1) Lahaina Wastewater Reclamation Facility R-1 Process Expansion	10,500,000
(2) Napili No. 1 Force Main Replacement	300,000
(3) Napili Wastewater Pump Station No. 1 Modifications	550,000
(4) West Maui Recycled Water System Expansion	6,000,000
B. Department of Finance	
1. Countywide	
a. Other Projects	
(1) Countywide Equipment	4,785,000
C. Department of Fire and Public Safety	
1. Lanai Community Plan Area	
a. Government Facilities	
(1) Lanai Fire Station Improvements	2,600,000

2. Makawao-Pukulani-Kula Community Plan Area
   a. Government Facilities
      (1) Makawao Fire Station Renovation/Addition 770,000

3. Paia-Haiku Community Plan Area
   a. Government Facilities
      (1) Haiku Fire Station 800,000

D. Department of Management
   1. Wailuku-Kahului Community Plan Area
      a. Government Facilities
         (1) 60 North Church Street Building Renovations 628,000
         (2) 100 Mahalani Street Buildings Renovations 2,000,000

E. Department of Parks and Recreation
   1. Hana Community Plan Area
      a. Government Facilities
         (1) Old Hana School Improvements 3,000,000

      b. Parks and Recreation
         (1) Helene Hall Improvements 1,300,000

   2. Lanai Community Plan Area
      a. Parks and Recreation
         (1) Lanai Youth Center and Skate Park 4,000,000

   3. Wailuku-Kahului Community Plan Area
      a. Parks and Recreation
         (1) Velma McWayne Santos Center Improvements 2,125,000
         (2) War Memorial Gym Building Improvements 15,000,000

F. Department of Public Works
   1. Countywide
      a. Drainage
         (1) Countywide Bridge and Drainage Program 1,200,000
         (2) Countywide Drainline Replacement Program 3,700,000

      b. Government Facilities
         (1) Countywide Facilities Maintenance Program 500,000

      c. Road Improvements (and related improvements, beautification, sidewalks, bike paths, drainage, bridge repairs, and maintenance safety and utilities, accessibility for persons with disabilities)

including:

(1) Countywide Road Resurfacing and Pavement Preservation 3,550,000

(2) Countywide Federal Aid Program 4,307,900

2. Hana Community Plan Area

a. Road Improvements (and related improvements, beautification, sidewalks, bike paths, drainage, bridge repairs, and maintenance safety and utilities, accessibility for persons with disabilities) including:

(1) Kalepa Rockfall Repairs 4,250,000

3. Kihei-Makena Community Plan Area

a. Road Improvements (and related improvements, beautification, sidewalks, bike paths, drainage, bridge repairs, and maintenance safety and utilities, accessibility for persons with disabilities) including:

(1) North South Collector Road (Waipuilani Street to Kaonoulu Street) 515,000

4. Lanai Community Plan Area

a. Government Facilities

(1) Lanai Baseyard Improvements 900,000

5. Paia-Haiku Community Plan Area

a. Road Improvements (and related improvements, beautification, sidewalks, bike paths, drainage, bridge repairs, and maintenance safety and utilities, accessibility for persons with disabilities) including:

(1) Haiku Road Slope Stability Improvements 7,500,000

G. Department of Transportation

1. Countywide

a. Other Projects

(1) Bus Stops and Shelters 600,000

The cost of issuance of the Bonds or any series thereof, including without limitation, the initial fee of paying agents and registrars, the fees of financial consultants and bond counsel, the cost of preparation of any Official Statement relating to the Bonds, any notices of sale and forms of bid and the definitive Bonds, and the costs of publication of any notices of sale, may be paid from the proceeds of the Bonds or any series thereof and such costs shall be allocated pro rata to each of the foregoing projects financed from such proceeds.

SECTION 3. Details of Bonds. The Bonds authorized for issuance and sale in Section 1 hereof shall be issued and sold in their entirety at one time, as a separate issue or as part of an issue of general obligation bonds of the County, or from time to time in part in series, as shall be determined by the Director of Finance to be in the best interest of the County; provided, however, nothing herein shall prohibit or be deemed to prohibit the issuance and sale of all or part of the Bonds contemporaneously with the issuance and sale of other authorized general obligation bonds either as part of the same series or as separate series. The Bonds shall be issued in fully registered form without coupons and in the denomination of $5,000 or any integral multiple thereof. The Bonds of a given series shall be numbered in any manner as the Director of Finance shall determine. The Director of Finance is hereby authorized to determine, in accordance with and subject to the provisions of the Constitution of the State of Hawaii, Chapter 47, Hawaii Revised Statutes, as amended or other applicable law and this ordinance, the series designation of the Bonds; the date of the Bonds; the principal and interest payment dates of the Bonds and the record dates of holders of the Bonds entitled to receive such interest payments; the maturity dates of the Bonds; the amount of principal of the Bonds maturing on each maturity date; the place or places at which the Bonds may be paid or registered, which may include the office of the Director of Finance; whether the Bonds shall be in book-entry form; and whether or not the Bonds shall be subject to redemption prior to their stated maturities and, if subject to such prior redemption, the provisions for such prior redemption, the premiums (if any) payable upon such redemption and the respective periods in which such premiums are payable.

SECTION 4. Redemption of Bonds. If any Bond (or portion thereof in installments of $5,000 or any integral multiple thereof) is to be redeemed, notice of redemption shall be given in such manner as the Director of Finance shall determine. If any Bond shall have been duly called for redemption and notice of such redemption duly given as aforesaid, and if moneys for the payment of such Bond at the then applicable redemption price and the interest accrued on the principal amount thereof to the date of redemption are made or duly provided for by the County, interest on such Bond shall cease to accrue and become payable from and after the date fixed for redemption.

SECTION 5. Registration, Exchange and Transfer of Bonds. At all times during which any Bond of any series remains outstanding and unpaid, the registrar for such series shall keep or cause to be kept at its designated office bond registration books for the registration, exchange and transfer of such series of Bonds. Upon presentation at its designated office for such purpose the registrar, under such reasonable provisions as it may prescribe, shall register, exchange or transfer, or cause to be registered, exchanged or transferred, on the bond registration books the Bonds of such series as hereinbefore set forth. The bond registration books shall at all times be open for inspection by the County or any duly authorized officer thereof.

Any Bond of any series may be exchanged at the designated office of the registrar for such series of Bonds for a like aggregate principal amount of such Bonds in other authorized principal sums of the same series, interest rate and maturity. Any Bond of any series may, in accordance with its terms, be transferred upon the bond registration books by the person in whose name it is registered, in person or by such person's duly authorized agent, upon surrender of such Bond to the registrar for such series for cancellation, accompanied by a written instrument of transfer duly executed by the registered owner in person or by such owner's duly authorized agent, in form satisfactory to the registrar.

All transfers or exchanges pursuant to this Section shall be made without expense to the holder of such Bonds, except as otherwise herein provided, and except that the registrar for such series of Bonds shall require the payment by the holder of the Bond requesting such transfer or exchange of any tax or other governmental charges required to be paid with respect to such transfer or exchange. All Bonds surrendered pursuant to this Section shall be canceled.

No transfer or exchange of Bonds shall be required to be made during the fifteen (15) days next preceding an interest payment date for such series of Bonds, nor during the forty-five (45) days next preceding the date fixed for redemption of such Bonds.

Whenever any Bond of a series shall be surrendered for transfer or exchange, the County shall execute and deliver at the designated office of the registrar for such series, and the registrar shall prepare and authenticate, and send by registered mail to the owner or new owner thereof at such owner's request, risk and expense, a new duly executed Bond or Bonds of the same series, interest rate and maturity and for the like aggregate principal sum registered on the bond registration books in such manner as the owner or transferee, as the case may be, may request.

SECTION 6. Execution and Form of Fully Registered Bonds. The Bonds shall bear the manual or facsimile signatures of the Director of Finance or the Deputy Director of Finance and the Mayor of the County and shall be sealed with the seal or a facsimile seal of the County. The Director of Finance may, at the Director's election, sign or direct the Deputy Director of Finance to sign such number of Bonds of any series as the Director of Finance shall determine and deliver such signed Bonds to the registrar for such series for safekeeping prior to the time such Bonds are actually issued, exchanged or transferred. Unless the Director of Finance is the registrar, the Director of Finance shall direct the registrar for the Bonds of a given series to authenticate such Bonds and no such Bond shall be valid or obligatory for any purpose unless and until the certificate of authentication endorsed on each Bond shall have been manually executed by any authorized officer of the registrar. It shall not be necessary that any Bonds which are manually signed by the Director of Finance, and for which the Director of Finance is the registrar, bear any such certificate of authentication. Upon the registration of any Bonds the registrar shall insert on such Bonds the date as of which such Bonds are registered.

Bonds may be printed, typewritten or otherwise produced. The form of the Bonds, the registrar's certificate of authentication and the instrument of

assignment shall be substantially as follows with such appropriate insertions, variations, and omissions as are required with respect to a particular series of Bonds:

(FORM OF BOND)

"UNITED STATES OF AMERICA

STATE OF HAWAII
COUNTY OF MAUI
GENERAL OBLIGATION BOND,
_____ SERIES _____

No. _____ $_____,000

INTEREST RATE:	DATED DATE:	MATURITY DATE:	CUSIP

REGISTERED HOLDER:
PRINCIPAL SUM:

The County of Maui (hereinafter called the "County"), State of Hawaii, for value received hereby promises to pay to the Registered Holder named above, or registered assigns, on the Maturity Date specified above (unless this bond shall be subject to prior redemption and shall have theretofore been called for previous redemption and the payment of the redemption price duly made or provided) the Principal Sum specified above upon presentation and surrender of this bond at the office of _____, as Registrar, and to pay interest on said principal sum by check or draft mailed to the person in whose name this bond is registered in the bond registration books kept and maintained by the Registrar, as of the close of business on the fifteenth day (whether or not a business day) of the calendar month next preceding each interest payment date, from the date hereof or from the interest payment date next preceding the date of authentication hereof to which interest shall have been paid, unless such date of authentication is an interest payment date, in which case from such date, provided that such interest shall be payable from the Dated Date specified above if the date of authentication is prior to _____, until payment of said principal sum in full at the Interest Rate per annum specified above, payable on _____ and _____ in each year, commencing _____, _____. The principal of, _____ premium, if any, and interest on this bond are payable in any coin or currency of the United States of America which at the time of payment is legal tender for public and private debts.

This bond is one of a series designated "General Obligation Bonds, _____ Series _____" of like date and tenor, except as to number, denomination, interest rate and maturity. This series of bonds is authorized by the Council to be issued to provide funds for various public improvements in the County. This bond and the series of which it is a part are issued under and pursuant to and in full compliance with the Constitution and statutes of the State of Hawaii, including Part I of Chapter 47, Hawaii Revised Statutes, as amended, the Revised Charter of the County of Maui (1983), as amended, and proceedings of the aforesaid Council duly taken thereunder. This bond is a general obligation of the County,

and the payment of the principal and interest hereof is a first charge on the general fund of the County. The full faith and credit of the County are irrevocably pledged of the punctual payment of the principal of and interest on this bond according to its terms. The County shall levy ad valorem taxes without limitation as to rate or amount on real property subject to taxation by the County, sufficient to pay principal of and interest on the bonds as they become due.

[The bonds of the series of which this bond is one (or portions of the principal amount thereof in installments of $5,000 or any integral multiple thereof) maturing after _____, _____, are subject to redemption at the option of the County prior to the respective stated maturities thereof, on and after _____, _____, in whole at any time, and in part from time to time on any interest payment date and in inverse order of maturities, at the principal amount thereof (or the portion of the principal amount thereof to be redeemed), the interest accrued thereon to the date fixed for redemption and the following redemption premiums expressed as a percentage of the principal amount redeemed: [_____% if redeemed during the period _____, _____ to _____, _____, both inclusive; _____% if redeemed during the period _____, _____ to _____, _____, both inclusive; _____% if redeemed during the period _____, _____ to _____, _____, both inclusive; _____% if redeemed during the period _____, _____ to _____, _____, both inclusive; and no premium if redeemed on or after _____, _____.] If less than all the bonds of any maturity are called for redemption, the bonds of such maturity to be redeemed (or portions thereof to be redeemed) shall be selected [by lot/pro rata].

In the event this bond is redeemable, as aforesaid, and this bond (or any portion of the principal sum hereof) shall be called for redemption, notice of the redemption hereof shall be given not less than [thirty (30)] days prior to the date fixed for redemption by [first class] mail to the person whose name appears in the bond registration books as the registered owner of this bond as of the [forty-fifth (45th)] day (whether or not a business day) preceding the date fixed for such redemption; *provided, however*, that the failure to receive such notice by any holder hereof or any defect in such notice shall not affect the sufficiency of the proceedings for the redemption of this bond. [Insert any publication option.] If this bond be redeemable and this bond (or any portion of the principal sum hereof) shall have been duly called for redemption and notice of the redemption hereof given as aforesaid, and if on or before the date fixed for such redemption payment hereof shall be duly made or provided for, interest hereon shall cease from and after the redemption date hereof.]

[If this bond be of a denomination in excess of $5,000, portions of the principal sum hereof in installments of $5,000 or any integral multiple thereof may be redeemed, and if less than all of the principal sum hereof is to be redeemed, in such case upon the surrender of this bond at the principal office of the Registrar, there shall be issued to the registered owner, without charge therefor, for the then unredeemed balance of the principal sum hereof, a bond or bonds of like series, maturity and interest rate in the denominations of $5,000 or any integral multiple of $5,000.]

The bonds of the series of bonds of which this Bond is a part are issuable as fully registered bonds without coupons in the denomination of $5,000, and any integral multiples thereof. Subject to the limitations and upon payment of the charges, if any, bonds may be exchanged at the principal office of the Registrar, in _____, for a like aggregate principal amount of bonds of other authorized principal sums and of the same series, interest rate and maturity.

This bond is transferable upon the bond registration books by the registered holder hereof, in person or by such holder's agent duly authorized in writing, at the aforementioned offices of the Registrar but only in the manner, subject to the limitations and upon payment of the charges, if any, provided in the proceedings authorizing this bond, and upon the surrender hereof to the Registrar for cancellation, together with a written instrument of transfer satisfactory in form to the Registrar duly executed by the registered holder or by such holder's duly authorized agent, which may be the form endorsed hereon. Upon such transfer a new bond or bonds of authorized denomination and of the same aggregate principal amount, series, interest rate and maturity as the bond surrendered, will be issued to the transferee in exchange herefor.

[This bond shall not be valid or obligatory unless the Certificate of Authentication hereon shall have been manually signed by an authorized officer of the Registrar.]

It is hereby certified, recited and declared that all conditions, acts and things essential to the validity of this bond and the series of which it forms a part exist, have happened and have been done; that every requirement of law affecting the issuance thereof has been duly complied with; and that the amount of this bond and the series of which it forms a part, together with all other indebtedness of the County, is not in excess of any statutory or constitutional limitation of indebtedness.

IN WITNESS WHEREOF, the County of Maui has caused this bond to be signed by the [manual/facsimile] signatures of its [Deputy] Director of Finance and of its Mayor, and to be sealed with [a facsimile of] its seal, and this bond to be dated as of the Dated Date specified above.

_____
[Deputy] Director of Finance
of the County of Maui

_____
Mayor of the County of Maui"

[(FORM OF CERTIFICATE OF AUTHENTICATION)]

"Certificate of Authentication

This bond is one of the bonds delivered pursuant to the within-mentioned proceedings.

_____, Registrar

By: _____
[Authorized Officer]

Date of Registration: _____

(FORM OF ASSIGNMENT)

For value received _____ hereby sells, assigns and transfers unto _____ the within-mentioned bond and hereby irrevocably constitutes and appoints _____, Agent, to transfer the same on the books of registration in the office of the Registrar with full power of substitution in the premises.

Dated: _____

_____
Registered Owner

Witness: _____

NOTE: The signature to this assignment must correspond with the name as written on the face of the within bond in every particular, without alteration, enlargement or any change whatsoever."

SECTION 7. Sale of Bonds. Without any further authorization from or action by the Council, but subject to the provisions hereof including in particular those limitations set forth in Section 3 and of applicable law, the Director of Finance is hereby authorized to issue and sell the Bonds at one time or from time to time in series at competitive sale or at negotiated sale in accordance with Section 47-8, Hawaii Revised Statutes, as amended, in each case at such price or prices and upon such terms and conditions as the Director of Finance shall approve and determine to be in the best interest of the County. Without limiting the generality of the foregoing, with respect to the sale of the Bonds or of portions of the Bonds, the Director of Finance is hereby authorized to retain bond counsel,

paying agents, registrars and financial and accounting consultants, upon such terms and conditions as the Director of Finance shall deem advisable and in the best interest of the County, to select the date for such sale, to publish and distribute a Notice of Sale or to enter into a contract for the sale of the Bonds or portions thereof, in each case in such form and containing such terms and conditions as the Director of Finance shall approve and deem advisable, to distribute an Official Statement and such other information relating to the Bonds as the Director of Finance may deem advisable, to receive bids for the sale of the Bonds or the portion thereof being offered and to award the sale of the Bonds or the portion thereof being offered to the bidder offering the lowest interest cost therefor, in accordance with the applicable Notice of Sale, if any; provided that the Director of Finance may reserve the right to reject any and all bids. Subject to the provisions of Section 3 hereof, without further action of the Council, the Bonds shall bear interest at the rates per annum as specified in the contract or contracts approved or in the bid or bids accepted.

The Director of Finance and all officials of the County are hereby authorized to take such action and execute such orders, receipts and other documents as may be necessary in order to effectuate the sale of the Bonds or any portion thereof, and, if any contract therefor be approved or any bid therefor be accepted, the preparation, execution and delivery thereof, in accordance with the provisions hereof and applicable law. Subsequent to the sale of the Bonds, the Director of Finance shall report the results of such sale to the Council by letter.

SECTION 8. Authorization of Bond Anticipation Notes. General obligation bond anticipation notes are hereby authorized for issuance and sale by the Director of Finance in anticipation of the issuance and sale of the general obligation bonds authorized herein. The issuance and details of the notes shall be governed by the provisions of Section 47-16, Hawaii Revised Statutes, as amended. Bonds in anticipation of which bond anticipation notes are issued pursuant to this section may be issued and sold in accordance with the provisions of this ordinance at any time within five years of the date of issuance of the first notes issued in anticipation of such Bonds.

The proceeds derived from the sale of any notes issued in anticipation of the Bonds shall be used to pay all or part of the cost of any appropriation for the various public improvements set forth in Section 2.

SECTION 9. Security for the Bonds. The full faith and credit of the County are hereby pledged to the payment of the principal of and interest on the Bonds and the principal and interest payments shall be a first charge on the General Fund of the County. Pursuant to Chapter 47, Hawaii Revised Statutes, as amended, particularly Part I thereof, the County shall levy ad valorem taxes without limitation as to rate or amount on real property subject to taxation by the County, sufficient to pay principal of and interest on the Bonds as they become due. This ordinance shall constitute an agreement by the County with the holders of the Bonds authorized pursuant to this ordinance; provided that amendments may be made to this ordinance as may be necessary to correct errors, comply with the Internal Revenue Code of 1986, as amended, to otherwise

protect the security for the bonds, or such other amendment that does not materially and adversely affect the interests of the holders of the Bonds.

SECTION 10. Tax Covenant and Approval of Issuance of Bonds as Tax-Exempt or Taxable Bonds. The Bonds (and any previously authorized but unissued general obligation bonds) (the "Authorized Bonds") are hereby authorized to be issued, in whole or in part, and in any combination, including one or more separate issues or series, as either tax-exempt bonds ("Tax-Exempt Bonds") or federally taxable bonds ("Taxable Bonds"). The Director of Finance shall determine and elect, based on the best interests of the County, which portions of the Authorized Bonds (including any previously authorized but unissued general obligation bonds) shall be designated and issued as Tax-Exempt Bonds or Taxable Bonds. Previously authorized but unissued general obligation bonds are hereby expressly authorized to be issued as Tax-Exempt Bonds or Taxable Bonds and in this regard any portion of any ordinance or resolution of the County in conflict with this Section is hereby amended.

For Authorized Bonds (including any previously authorized but unissued general obligation bonds) that are designated and issued as Tax-Exempt Bonds, the County hereby covenants and agrees to comply with the provisions of Sections 103 and 141-150 of the Internal Revenue Code of 1986, as amended ("Code"), and the applicable Treasury Regulations if and to the extent required to maintain the exclusion from gross income of interest on the Tax-Exempt Bonds for federal income tax purposes for so long as any Tax-Exempt Bond shall be outstanding.

For Authorized Bonds (including any previously authorized but unissued general obligation bonds) that are designated and issued as Taxable Bonds, the interest on such Taxable Bonds shall not be excluded from gross income for federal income tax purposes.

SECTION 11. Reimbursement of expenditures. The County expects that it will pay certain capital expenditures in connection with the public improvements of the County described in Section 2 hereof prior to the issuance of the Bonds, and reasonably expects to reimburse such expenditures from the proceeds of such Bonds. The County hereby declares its official intent to use proceeds of the Bonds to reimburse itself for future expenditures in connection with such public improvements. This ordinance is adopted in part for purposes of establishing compliance with the requirements of Section 1.150-2 of the Treasury Regulations.

This ordinance shall be reasonably available for inspection by the general public during normal business hours at the offices of the County Clerk, located at 200 South High Street, Wailuku, Maui, Hawaii, commencing within fifteen (15) days after the approval hereof by the Council.

SECTION 12. CUSIP Identification Numbers. The Director of Finance may authorize the printing of CUSIP identification numbers upon the Bonds. Such numbers and the printing thereof shall be subject in all respects to the provisions of Section 47-10, Hawaii Revised Statutes, as amended.

SECTION 13. Bond Insurance. If the original purchaser of the Bonds, or any portion thereof, shall procure insurance for the payment of the principal of and interest on such Bonds and desires that a statement with respect to such insurance shall be printed upon such Bonds, space shall be provided on the backs of the printed Bonds for the printing of such statement. The cost, if any, of the printing of any such statement upon the Bonds shall be at the expense of such original purchaser, and the County shall not have any liability with respect thereto. Should the procuring of such insurance or the printing of a statement of such insurance upon the back of the Bonds cause a delay either in the printing of the Bonds or in the delivery of and payment therefor, the County, after notifying the original purchaser of the same, shall proceed with the printing of such Bonds without a copy of such statement thereon, or shall proceed with the delivery of such Bonds without such insurance having been obtained, as the case may be, unless an agreement is reached between the County and the original purchaser of such Bonds extending the date of delivery of and payment for such Bonds. Neither the failure by the original purchaser of the Bonds to obtain any such insurance nor the failure to print on any Bonds a copy of a statement of insurance or any error with respect thereto shall constitute cause for failure or refusal by the original purchaser of the bonds to accept delivery of and pay for such Bonds. If any such insurance on the Bonds shall be obtained by the original purchaser of such Bonds, (a) such insurance shall not constitute a part of the contract by and with the County evidenced by a particular Bond or constitute a part of the proceedings providing for the issuance thereof, and (b) no liability or responsibility shall attach to the County or any officer or agent thereof in any way by reason of any such insurance, including, without limiting the foregoing, with respect to the procuring, maintenance, enforcement or collection thereof. Without limiting the effect of the provisions of the preceding sentence, the County shall be under no obligation to take or refrain from taking any action by reason of the existence of such insurance or any of the provisions thereof, even though the taking or refraining from taking of such action may result in or be cause for cancellation or cessation of such insurance.

SECTION 14. Refunding Bonds. Pursuant to Chapter 47, Hawaii Revised Statutes, as amended, and particularly Section 47-17, there are hereby authorized for issuance and sale at one time or from time to time general obligation refunding bonds of the County (the "Refunding Bonds") in one or more series for the purpose of refunding in advance of their maturity all or part of any outstanding general obligation bonds of the County, loans, notes or other instruments of indebtedness secured by the full faith and credit of the County, as the Director of Finance shall determine to be in the best interest of the County, and to pay all costs incurred in the issuance thereof and the refunding of such outstanding bonds, loans, notes or other instruments of indebtedness, and shall be in any amount necessary for such purposes. The proceeds of the Refunding Bonds of any particular series shall be applied to the payment of the principal of, and redemption premium, if any, and interest on the bonds, loans, notes or other instruments of indebtedness, to be refunded and to the payment of all costs incurred in the issuance of such Refunding Bonds and the interest accrued on the Refunding Bonds to the date of delivery thereof and payment therefor, all as determined by the Director of Finance. Such Refunding Bonds shall be issued as Bonds under this ordinance.

SECTION 15. Effect of Section Headings. The headings or titles of the several Sections hereof shall be solely for convenience of reference and shall not affect the meaning, construction, interpretation or effect of this ordinance.

SECTION 16. Repeal of Inconsistent Ordinance and Resolution. Any ordinance or resolution of the County, or any portion thereof, in conflict or inconsistent with this ordinance is hereby repealed to the extent of such conflict or inconsistency.

SECTION 17. Effective Date. This ordinance shall take effect on July 1, 2021.

APPROVED AS TO FORM
AND LEGALITY:

/s/Kristina C. Toshikiyo

KRISTINA C. TOSHIKIYO
Deputy Corporation Counsel
County of Maui
2021-0374/2020-0931
2021-03-23 FY2022 Bond Authorization Bill

ORDINANCE NO. _____

BILL NO. _____ (2021)

A BILL FOR AN ORDINANCE DETERMINING THAT PART OF THE PROCEEDS OF GENERAL OBLIGATION BONDS OF THE COUNTY OF MAUI HERETOFORE ISSUED IS IN EXCESS OF THE AMOUNTS REQUIRED FOR THE PURPOSES FOR WHICH SUCH BONDS WERE INITIALLY ISSUED, OR MAY OR SHOULD NOT BE APPLIED TO THOSE PURPOSES, AND DIRECTING SUCH PROCEEDS TO OTHER PUBLIC IMPROVEMENTS OR AUTHORIZED PURPOSES OF THE COUNTY OF MAUI

BE IT ORDAINED BY THE PEOPLE OF THE COUNTY OF MAUI:

SECTION 1. The Council of the County of Maui hereby finds and determines that: (i) the County of Maui (the "County") has previously issued its general obligation bonds (the "Bonds") pursuant to Ordinance Nos. 4041, 4081, 4130, 4228, 4331, 4414, 4454, 4792, and 4858 (the "Ordinances"); (ii) certain of the purposes for which the Bonds were issued as set forth in the Ordinances have been completed or will be completed at a cost that is less than the amount of Bonds proceeds appropriated for such purposes, resulting in $1,872,000 in excess of the amounts required for the purposes provided in the Ordinances; (iii) there is a total of $1,872,000 of the proceeds of the Bonds issued pursuant to the Ordinances which are in excess of the amounts required for the purposes provided in the Ordinances or which should not be applied to purposes provided in the Ordinances; (iv) pursuant to Section 47-5, Hawaii Revised Statutes ("HRS"), and the Ordinances, the amount of the proceeds of the Bonds which are in excess of the amounts required for the purposes provided in the Ordinances and the amounts of the proceeds of the Bonds which should not be applied for the purposes provided in the Ordinances may be applied to finance such other public improvements of the County as the Council of the County shall, by ordinance approved by an affirmative vote of two-thirds of all of its members, determine; (v) the Fiscal Year 2022 Budget for the fiscal year ending June 30, 2022 (the "Fiscal Year 2022 Budget"), includes appropriations for public improvements to be financed from the proceeds of general obligation bonds; and (vi) it is in the best interests of the County to apply the proceeds of the Bonds issued pursuant to the Ordinances which are in excess of, or should not be applied to, purposes provided in the Ordinances to pay the cost of appropriations for the public improvements set forth herein.

SECTION 2. Pursuant to Section 47-5, HRS, and the Ordinances, the Council of the County of Maui hereby determines that $1,872,000 of the proceeds of the general obligation bonds of the County issued pursuant to the Ordinances is in excess of the amounts required for the purposes provided in the Ordinances for which such bonds were issued, and this amount shall be reallocated to finance the appropriation made for the following capital improvement projects in the Fiscal Year 2022 Budget, to wit:

From Lapsed Bond Proceeds

A. Department of Management
   1. Wailuku-Kahului Community Plan Area
      a. Government Facilities
         (1) 60 North Church Street Building Renovations 1,872,000

SECTION 3. This ordinance shall take effect on July 1, 2021.

APPROVED AS TO FORM
AND LEGALITY:

/s/Kristina C. Toshikiyo

KRISTINA C. TOSHIKIYO
Deputy Corporation Counsel
County of Maui
2021-0374/2020-0931
2021-03-23 FY2022 Lapsed Bond Bill

ORDINANCE NO. _____

BILL NO. _____ (2021)

A BILL FOR AN ORDINANCE AUTHORIZING THE MAYOR OF THE COUNTY OF MAUI TO ENTER INTO AN INTERGOVERNMENTAL AGREEMENT FOR A LOAN FROM THE STATE OF HAWAII'S WATER POLLUTION CONTROL REVOLVING FUND FOR VARIOUS WASTEWATER PROJECTS, FISCAL YEAR 2022 BUDGET ORDINANCE

BE IT ORDAINED BY THE PEOPLE OF THE COUNTY OF MAUI:

SECTION 1. Request for Loan. The County of Maui, pursuant to Section 342D-83 through Section 342D-87, Hawaii Revised Statutes, has submitted an application for State Water Pollution Control Revolving Fund Loans ("SRF loans") to the Director of the Department of Health, State of Hawaii, to finance the following projects:

a. Kihei No. 7 Force Main Replacement.....$ 900,000

b. Kihei No. 8 Force Main Replacement.....$ 1,000,000

c. West Maui Recycled Water System Expansion.....$ 7,000,000

d. Napili Wastewater Pump Station No. 3 Modifications...$ 4,000,000

Total.....$12,900,000

(collectively, "Projects").

Under the terms and conditions anticipated with regard to each such SRF loan, the County shall repay, over a term of twenty years, the principal amount, which shall not exceed the amount of each such loan stated above, at a fixed rate of interest that shall not exceed the Bond Buyer's 20-year general obligation bond issue.

SECTION 2. Council Authorization. Pursuant to Section 2.20.020, Maui County Code, the Council of the County of Maui hereby authorizes the Mayor to enter into intergovernmental agreements, which would include the execution of all necessary documents between the State of Hawaii and County of Maui relating to the SRF loans to finance the construction of the Projects, including a pledge of the County's full faith and credit, including but not limited to the County's general taxing power, as security for repayment of the land and payment of interest and loan fees, and a covenant to exercise the County's authority as needed. The repayment of principal, interest, and any loan fees shall be a first charge on the General Fund of the County.

SECTION 3. Effective Date. This ordinance shall take effect on July 1, 2021.

APPROVED AS TO FORM
AND LEGALITY:

2021.03.09
09:30:33 -10'00'

RICHELLE M. THOMSON
Deputy Corporation Counsel
County of Maui

2020-0931
2021-03-09 IGA SRF Loans (DEM WWRD)

ORDINANCE NO. _____

BILL NO. _____ (2021)

A BILL FOR AN ORDINANCE AUTHORIZING THE MAYOR OF THE COUNTY OF MAUI TO ENTER INTO AN INTERGOVERNMENTAL AGREEMENT FOR A LOAN FROM THE STATE OF HAWAII'S DRINKING WATER TREATMENT REVOLVING LOAN FUND FOR WEST MAUI SOURCE DEVELOPMENT, FISCAL YEAR 2022 BUDGET ORDINANCE

BE IT ORDAINED BY THE PEOPLE OF THE COUNTY OF MAUI:

SECTION 1. Request for Loan. The County of Maui, pursuant to Chapter 340E, Hawaii Revised Statutes, has submitted an application for a loan from the Drinking Water Treatment Revolving Loan Fund ("DWTRLF") to the Director of the Department of Health, State of Hawaii, to finance the following project:

West Maui Reliable Capacity

a. West Maui Source Development.....$4,250,000

Under the terms and conditions anticipated with regard to such DWTRLF loan, the County shall repay, over a term of twenty years, the principal amount, which shall not exceed the amounts stated above, at a fixed rate of interest that shall not exceed the annual rate of the weekly Bond Buyer's 20-year general obligation index bond interest rate.

SECTION 2. Council Authorization. Pursuant to Section 2.20.020, Maui County Code, the Council of the County of Maui hereby authorizes the Mayor to enter into an intergovernmental agreement, which would include the execution of all necessary documents, including any amendments thereto, between the State of Hawaii and the County of Maui relating to the DWTRLF loan, to finance the construction of the Project, including a pledge of the County's full faith and

credit, including but not limited to the County's general taxing power, as security for repayment of the loan and payment of interest and loan fees, and a covenant to exercise the County's authority as needed. The repayment of principal, interest, and any loan fees shall be a first charge on the General Fund of the County.

SECTION 3. Effective Date. This ordinance shall take effect on July 1, 2021.

APPROVED AS TO FORM
AND LEGALITY:

2021.02.24
13:29:38 -10'00'

JENNIFER M.P.E. OANA
Deputy Corporation Counsel
County of Maui
2020-0931
2021-02-24 IGA SRF Loan for DWTRLF

ORDINANCE NO. _____

BILL NO. _____ (2021)

A BILL FOR AN ORDINANCE AMENDING SECTION 3.38.020, MAUI COUNTY CODE, RELATING TO HAWAIIAN CULTURAL RESTORATION AND REVOLVING FUND

BE IT ORDAINED BY THE PEOPLE OF THE COUNTY OF MAUI:

SECTION 1. Section 3.38.020, Maui County Code, is amended to read as follows:

> "**3.38.020 - Purpose.** A. The Hawaiian cultural restoration revolving fund shall provide funds for the preservation and restoration of Hawaiian historic and cultural sites and artifacts relating to Moku'ula, **[**and**]** the ponds of Mokuhinia, and Kamehameha Iki Park at Lahaina, Maui, Hawaii, including maintenance of the sites.
>
> B. In adopting each fiscal year's budget and capital program, the council may make appropriations to the fund. Any balance remaining in this fund at the end of the fiscal year shall not lapse, but shall remain in the fund accumulating from year to year.
>
> C. The revenues in this fund shall not be used for any purpose except those listed in subsection A of this section."

SECTION 2. Material to be repealed is bracketed. New material is underscored. In printing this bill, the County clerk need not include the brackets, the bracketed material, or the underscoring.

SECTION 3. This ordinance takes effect upon its approval.

APPROVED AS TO FORM
AND LEGALITY:

/s/Kristina C. Toshikiyo

KRISTINA C. TOSHIKYO
Department of Corporation Counsel
County of Maui
2020-0931
2021-03-24 Ord Amd 3.38.020

This page has been intentionally left blank.

ORDINANCE NO. _____

BILL NO. _____ (2021)

A BILL FOR AN ORDINANCE AMENDING CHAPTER 3.81, MAUI COUNTY CODE, RELATING TO ECONOMIC DEVELOPMENT AND CULTURAL PROGRAMS REVOLVING FUND

BE IT ORDAINED BY THE PEOPLE OF THE COUNTY OF MAUI:

SECTION 1. Chapter 3.81, Maui County Code, is amended to read as follows:

"**Chapter 3.81**

ECONOMIC DEVELOPMENT <u>AND CULTURAL PROGRAMS</u> REVOLVING FUND

Sections:

3.81.010 - Fund establishment.
3.81.020 – Purpose.
3.81.030 – Administration.
3.81.040 – Use of fund.
[3.81.050 – Term of fund.**]**

3.81.010 – Fund establishment. There is established and created a fund known as the economic development <u>and cultural programs</u> revolving fund.

3.81.020 – Purpose. The purpose of the economic development <u>and cultural programs</u> revolving fund shall be to provide funds for economic development and economic development programs<u>; cultural restoration and cultural programs</u> in the County of Maui. The council finds that the creation of the fund is necessary to strengthen and diversify the County's economy; to support existing County businesses; to promote job creation; to attract new business, industry, construction, and events that will foster economic development in the County; <u>to restore cultural and historic sites and facilities; to promote cultural programs;</u> and to

improve the overall economic, cultural, and social well-being of the County.

3.81.030 – Administration. A. The director of finance shall establish a separate account to record all revenues and expenses as a result of the economic development and cultural programs established in the County.

B. There shall be deposited into the economic development and cultural revolving fund any council appropriations to the fund and all moneys donated to the County for economic development and cultural programs.

C. Any proposed appropriation shall be submitted to the council for approval as a budget appropriation in either the annual budget or a proposed amendment to the budget ordinance. In adopting each fiscal year's budget and capital program, the council may make appropriations to the fund.

D. The director of finance with the coordinator for the office of economic development may adopt administrative rules necessary to carry out the purpose of this chapter. Prior to the adoption of any administrative rules, pursuant to section 91-3, Hawaii Revised Statutes, the council shall have an opportunity for review of the proposed administrative rules.

E. A request for use of the fund shall be initiated by filing an application with the director of economic development. Applications may include a non-refundable application processing fee as set forth in the annual budget ordinance. The fees collected pursuant to this section are deemed appropriated upon receipt and are authorized to be expended for processing of the application.

3.81.040 – Use of fund. Council appropriations from the economic development and cultural programs revolving fund shall be for the public purposes set forth in section 3.81.020. Such appropriations may include authorizing grants or loans to any nonprofit or for-profit organization; leveraging funds provided by federal, State, nonprofit, or for-profit organizations and other non-County entities to expand economic development and cultural program opportunities in the County; and other economic development and cultural program initiatives.

[3.81.050 – Term of fund. The ordinance codified in this chapter shall automatically expire on June 30, 2021, unless reenacted by the council as provided by law.**]**"

SECTION 3. Material to be repealed is bracketed. New material is underscored. In printing this bill, the County clerk need not include the brackets, the bracketed material, or the underscoring.

SECTION 4. This ordinance takes effect upon its approval.

APPROVED AS TO FORM
AND LEGALITY:

/s/Kristina C. Toshikiyo

KRISTINA C. TOSHIKYO
Department of Corporation Counsel
County of Maui
2020-0931
2021-03-25 Ord Amd 3.81 re EDRF

This page has been intentionally left blank.

Resolution

No. _____

ADOPTING THE FUEL TAX RATES
FOR THE COUNTY OF MAUI,
EFFECTIVE JULY 1, 2021

BE IT RESOLVED by the Council of the County of Maui:

1. That in accordance with Section 243-5 of the Hawaii Revised Statutes and Section 3.20.010 of the Maui County Code, the fuel tax rates, effective July 1, 2021, shall be set as follows:

HIGHWAY FUND

Fuel Tax – Maui, Molokai, Lanai	Tax Rate Per Gallon
Gasoline & Diesel Oil	$0.240
Biodiesel (B100)	$0.000
Biodiesel Blend (other than B100)	$0.060
Ethanol	$0.115
Methanol	$0.115
Liquefied Petroleum Gas	$0.115

2. That certified copies of this Resolution be transmitted to the Mayor, County of Maui; the Director of Finance, County of Maui; the Budget Director, County of Maui; and the Director of Taxation, State of Hawaii.

APPROVED AS TO FORM
AND LEGALITY:

/s/Kristina C. Toshikiyo

KRISTINA C. TOSHIKIYO
Deputy Corporation Counsel
County of Maui

2020-0931
2021-02-22 Reso Fuel Tax Rates (FY22)

This page has been intentionally left blank.

Resolution

No._____

AUTHORIZING THE ACQUISITION OF REAL PROPERTY IDENTIFIED AS TAX MAP KEY NOS.
(2) 4-6-011:011 AND (2) 4-6-011:028, SITUATED IN LAHAINA, MAUI, HAWAII, FOR AN AMOUNT NOT
TO EXCEED $650,000

WHEREAS, the Christopher & Katherine Ondatje Family Trust and the Marshall Kerr 2012 Trust (Collectively, "Owner"), are the owners in fee simple of that certain real property located at Lahaina, Maui, Hawaii identified for real property tax purposes as tax map key numbers (2) 4-6-011:011 and (2) 4-6-011:028, ("Properties"), which Properties are more particularly described in the Status Report, attached hereto as Exhibit "A," and depicted in Exhibit "B" attached hereto, both of which are incorporated herein by reference; and

WHEREAS, the County of Maui and the aforementioned Owner desire to enter into an agreement for the purchase and sale of the Properties; and

WHEREAS, a preliminary title report for the Properties was prepared by Title Guaranty of Hawaii, Inc., as described in Schedule C of the aforementioned Exhibit "A," and

WHEREAS, the Director of Finance has determined that acquisition of the Properties is in the public interest; and

WHEREAS, the County desires to purchase and the Owners desire to sell the Properties for the amount of SIX HUNDRED AND FIFTY THOUSAND DOLLARS AND NO/100 ($650,000); and

WHEREAS, Section 3.44.015(C), Maui County Code, requires that the Council authorize by resolution any acquisition of real property with a purchase price that exceeds $250,000; and

BE IT RESOLVED by the Council of the County of Maui:

1. That the Council finds the acquisition of the Properties to be in the public interest; and

2. That pursuant to Section 3.44.015(C), Maui County Code, the Council authorizes the acquisition of the Properties for an amount not to exceed SIX HUNDRED AND FIFTY THOUSAND DOLLARS AND NO/100 ($650,000), exclusive of closing costs and expenses; and

3. That it does hereby authorize the Mayor or the Mayor's duly authorized representative, to execute all necessary documents in connection with the acquisition of the Properties; and

4. That certified copies of this Resolution be transmitted to the Mayor, the Director of Finance, and the Director of Housing and Human Concerns.

APPROVED AS TO FORM
AND LEGALITY:

/s/ Mimi Desjardins

MIMI DESJARDINS
Deputy Corporation Counsel
County of Maui

2021-0233
2021-02-24 Reso Ondatje & Kerr Trust Purchase

STATUS REPORT

This Report (and any revisions thereto) is issued for the sole benefit of the Purchaser of this Report identified in the Order No. referenced below. Title Guaranty of Hawaii, LLC's responsibility for any actual loss incurred by reason of any incorrectness herein is limited to the lesser of $3,500 or two times the amount paid for this Report.

SCHEDULE A

Title Guaranty of Hawaii, LLC (the "Company") hereby reports as follows as to the title of the Parties named in Schedule A in and to the title to land described in Schedule C, subject to the matters set forth in Schedule B, based solely upon an abstract and examination of the following Indices in the State of Hawaii: (a) the Office of the Clerks of the Circuit Court of the Judicial Circuit within which the land is located; (b) the Office of the Clerk of the District Court of the United States for the District of Hawaii; (c) the Office of the Registrar of Conveyances; and (d) the Office of the Real Property Tax Assessment Division of the County within which the land is located.

CHRISTOPHER ONDATJE,
Trustee and
KATHERINE ONDATJE,
Trustee of the Christopher and
Katherine Ondatje Family Trust
dated July 16, 2007,
with full powers to sell, mortgage, lease or
otherwise deal with the land,
as to an undivided 50% interest,
and
MARSHALL KERR,
Trustee of the
Marshall Kerr 2012 Trust,
with full powers to sell, mortgage, lease or
otherwise deal with the land,
as to an undivided 50% interest,
as Tenants in Common,
as Fee Owner

© Title Guaranty of Hawaii, LLC
235 QUEEN ST., HONOLULU, HAWAII 96813, PH: (808) 533-6261

EXHIBIT "A"

SCHEDULE A CONTINUED

This report is subject to the Conditions and Stipulations set forth in Schedule D and is dated as of September 21, 2020 at 8:00 a.m.

Inquiries concerning this report should be directed to:
Title Officer - Residential Title Services; Office: (808) 533-5874
Email: rtscustomerservice@tghawaii.com
Please reference Title Order No. 202041673.

© Title Guaranty of Hawaii, LLC
235 QUEEN ST., HONOLULU, HAWAII 96813, PH: (808) 533-6261

SCHEDULE B
EXCEPTIONS

1. Real Property Taxes, if any, that may be due and owing.

   Tax Key: (2) 4-6-011-011 Area Assessed: 9,097 sq. ft.

   Tax Classification: NON-OWNER-OCCUPIED/RESIDENTIAL

   Street Address: 266 DICKENSON STREET, LAHAINA, HAWAII 96761

2. Mineral and water rights of any nature.

3. Any claim or boundary dispute which may exist or arise by reason of the failure of the WATERLINE EASEMENT dated August 3, 2006, recorded as Document No. 2006-145805 referred to in Schedule C to locate with certainty the boundaries of the a non-exclusive easement for utility purposes described in said instrument.

4. Any and all matters not shown in the Indices described in Schedule A.

END OF SCHEDULE B

© Title Guaranty of Hawaii, LLC
235 QUEEN ST., HONOLULU, HAWAII 96813, PH: (808) 533-6261

SCHEDULE C

All of that certain parcel of land (being portion(s) of the land(s) described in and covered by Royal Patent Number 4475, Land Commission Award Number 7713, Apana 26 to V. Kamamalu and Royal Patent Number 5702, Land Commission Award Number 8542-B, Apana 1 to Peke) situate, lying and being at Lahaina, Island and County of Maui, State of Hawaii, being LOT A and thus bounded and described:

Beginning at a pipe on the westerly corner of this parcel of land on the southeasterly side of Dickenson Street, the coordinates of the said point of beginning referred to the U. S. C. & G. S. Triangulation Station "LAINA" being:

7,486.10 feet south
2,571.86 feet west

and running by azimuths measured clockwise from true South being:

1.	226°	15'	93.14	feet along the southeasterly side of Dickenson Street to a 3/4 inch pipe;
2.	316°	59'	100.00	feet along Pioneer Mill Company's land to a 3/4 inch pipe;
3.	46°	15'	87.53	feet along same to a pipe;
4.	136°	15'	27.77	feet along same to a pipe;
5.	45°	32'	3.43	feet along same to a cross on concrete walk;
6.	135°	32'	72.27	feet to the point of beginning and containing an area of 9,097 square feet, more or less.

Together with a non-exclusive waterline easement for utility purposes, as granted by WATERLINE EASEMENT, dated August 3, 2006, recorded as Document No. 2006-145805, more particularly described therein; and subject to the terms and provisions contained therein.

© Title Guaranty of Hawaii, LLC
235 QUEEN ST., HONOLULU, HAWAII 96813, PH: (808) 533-6261

SCHEDULE C CONTINUED

-Note:- No Joinder by MARY A. PANGILINAN, Trustee under that certain unrecorded Revocable Trust of Mary A. Pangilinan dated March 19, 1991, ADRIANO CRUZ ARCANGEL, ROSE MARIE ARCANGEL, THE HEIRS OR DEVISEES OF THE ESTATE OF LEONARDO C. ARCANGEL, DECEASED, JHONELYN ARCANGEL, JOSEPH C. ARCANGEL, JR., ESTHER ENAD, and ROSE MARY ARCANGEL.

© Title Guaranty of Hawaii, LLC
235 QUEEN ST., HONOLULU, HAWAII 96813, PH: (808) 533-6261

BEING THE PREMISES ACQUIRED BY WARRANTY DEED

GRANTOR : MARY A. PANGILINAN, Trustee under that certain unrecorded Revocable Trust of Mary A. Pangilinan dated March 19, 1991, JULIAN ARCANGEL and ERLINDA ARCANGEL, husband and wife, ADRIANO CRUZ ARCANGEL and ROSE MARIE ARCANGEL, husband and wife, LOLITA ARCANGEL LANGINBELIK, Personal Representative of the Estate of Leonard C. Arcangel, Deceased, JHONELYN ARCANGEL TOMITA, wife of Erwin Tomita, JOSEPH C. ARCANGEL, JR., married, ESTHER ENAD, married, ROSMARIE ARCANGEL BASA, also known as Rose Marie Arcangel, wife of Vincent Bellena Basa III

GRANTEE : CHRISTOPHER ONDATJE, Trustee and KATHERINE ONDATJE, Trustee of the Christopher and Katherine Ondatje Family Trust dated July 16, 2007, with full powers to sell, mortgage, lease or otherwise deal with the land, as to an undivided 50% interest, and MARSHALL KERR, Trustee of the Marshall Kerr 2012 Trust, with full powers to sell, mortgage, lease or otherwise deal with the land, as to an undivided 50% interest, as Tenants in Common

DATED : October 19, 2016
RECORDED : Document No. A-61520244

END OF SCHEDULE C

© Title Guaranty of Hawaii, LLC
235 QUEEN ST., HONOLULU, HAWAII 96813, PH: (808) 533-6261

GENERAL NOTES

1. There is hereby omitted from any covenants, conditions and reservations contained herein any covenant or restriction based on race, color, religion, sex, sexual orientation, familial status, marital status, disability, handicap, national origin, ancestry, or source of income, as set forth in applicable state or federal laws, except to the extent that said covenant or restriction is permitted by applicable law. Lawful restrictions under state or federal law on the age of occupants in senior housing or housing for older persons shall not be construed as restrictions based on familial status.

© Title Guaranty of Hawaii, LLC
235 QUEEN ST., HONOLULU, HAWAII 96813, PH: (808) 533-6261

SCHEDULE D

CONDITIONS AND STIPULATIONS

1. This Status Report (which term shall include any revisions thereto) is a report of the record title only, based solely upon an abstract and examination of the Indices described in Schedule A as of the date of the Report. No responsibility is assumed for (a) matters which may affect the title but either were not disclosed or were incorrectly disclosed in said indices at the date hereof; or (b) matters created, suffered, assumed, or agreed to by Purchaser; or (c) matters not shown herein but actually know to Purchaser. Title Guaranty of Hawaii, Inc. (the "Company") makes no representation as to the legal effect, validity or priority of matters shown or referred to herein.

2. If the Report is incorrect in any respect, the responsibility of the Company shall be limited to the resulting actual loss, including any attorney's fees and legal costs, but in no event shall exceed the lesser of $3,500 or two times the amount paid for the Report. Upon payment of any loss hereunder, the Company shall be subrogated to all rights the Purchaser may have against any person or property as a result of such loss.

3. If the Purchaser of this Report shall suffer an actual loss by reason of the incorrectness of the Report, the Purchaser shall promptly notify the Company in writing. After receipt of such notice, the Company shall be allowed a reasonable time in which to investigate the claim. At its sole option, the Company may litigate the validity of the claim, negotiate a settlement or pay to Purchaser the amount the Company is obligated to pay under this Report. The Company's responsibility hereunder constitutes indemnity only and nothing herein shall obligate the Company to assume the defense of the Purchaser with respect to any claim made hereunder.

4. This report is the entire contract between the Purchaser and the Company and any claim by Purchaser against the Company, arising hereunder, shall be enforceable only in accordance with the provisions herein.

5. Notice required to be given the Company shall include the Order Number of this Report and shall be addressed to Title Guaranty of Hawaii, Inc., P.O. Box 3084, Honolulu, HI 96802, Attention: Legal Department.

© Title Guaranty of Hawaii, LLC
235 QUEEN ST., HONOLULU, HAWAII 96813, PH: (808) 533-6261

DATE PRINTED: 9/24/2020

STATEMENT OF ASSESSED VALUES AND REAL PROPERTY TAXES DUE

TAX MAP KEY

DIVISION	ZONE	SECTION	PLAT	PARCEL	HPR NO.
(2)	4	6	011	011	0000

CLASS: NON-OWNER-OCCUPIED AREA ASSESSED: 9,097 SF

ASSESSED VALUES FOR CURRENT YEAR TAXES: 2020

The records of this division show the assessed values and taxes on the property designated by Tax Key shown above are as follows:

BUILDING	$	0
EXEMPTION	$	0
NET VALUE	$	0
LAND	$	494,900
EXEMPTION	$	0
NET VALUE	$	494,900
TOTAL NET VALUE	$	494,900

Installment (1 - due 8/20; 2 - due 2/20) Tax Info As Of - 2/20/2020

Tax Year	Installment	Tax Amount	Penalty Amount	Interest Amount	Other Amount	Total Amount	
2020	2	1,348.60				1,348.60	PENDING
2020	1	1,348.61				1,348.61	PENDING
2019	2	1,446.76				1,446.76	PAID
2019	1	1,446.76				1,446.76	PAID
2018	2	1,285.61				1,285.61	PAID
2018	1	1,285.61				1,285.61	PAID

Total Amount Due: 2,697.21

Penalty and Interest Computed to: 2/20/2020

The real property tax information provided is based on information furnished by the respective counties, is deemed reliable but not guaranteed, and no warranties are given express or implied. Billing and tax collection details may have changed. Please refer to the appropriate county real property tax offices for any further information or updates for the subject property.

REVISED - 9/25/2020
report date unchanged

STATUS REPORT

This Report (and any revisions thereto) is issued for the sole benefit of the Purchaser of this Report identified in the Order No. referenced below. Title Guaranty of Hawaii, LLC's responsibility for any actual loss incurred by reason of any incorrectness herein is limited to the lesser of $3,500 or two times the amount paid for this Report.

SCHEDULE A

Title Guaranty of Hawaii, LLC (the "Company") hereby reports as follows as to the title of the Parties named in Schedule A in and to the title to land described in Schedule C, subject to the matters set forth in Schedule B, based solely upon an abstract and examination of the following Indices in the State of Hawaii: (a) the Office of the Clerks of the Circuit Court of the Judicial Circuit within which the land is located; (b) the Office of the Clerk of the District Court of the United States for the District of Hawaii; (c) the Office of the Registrar of Conveyances; and (d) the Office of the Real Property Tax Assessment Division of the County within which the land is located.

CHRISTOPHER ONDATJE and
KATHERINE ONDATJE,
Co-Trustees of the Christopher and
Katherine Ondatje Family Trust
under trust instrument
dated July 16, 2007,
as amended by instrument
dated May 21, 2009,
with full powers to sell, mortgage, lease or
otherwise deal with the land,
as to an undivided 50% interest,
and
MARSHALL KERR,
Trustee of The Marshall Kerr 2012 Trust
under instrument dated October 22, 2012,
with full powers to sell, mortgage, lease or
otherwise deal with the land,
as to an undivided 50% interest,
as Tenants in Common,
as Fee Owner

© Title Guaranty of Hawaii, LLC
235 QUEEN ST., HONOLULU, HAWAII 96813, PH: (808) 533-6261

SCHEDULE A CONTINUED

This report is subject to the Conditions and Stipulations set forth in Schedule D and is dated as of September 21, 2020 at 8:00 a.m.

Inquiries concerning this report should be directed to:
Title Officer - Residential Title Services; Office: (808) 533-5874
Email: rtscustomerservice@tghawaii.com
Please reference Title Order No. 202041674.

© Title Guaranty of Hawaii, LLC
235 QUEEN ST., HONOLULU, HAWAII 96813, PH: (808) 533-6261

SCHEDULE B
EXCEPTIONS

1. Real Property Taxes, if any, that may be due and owing.

   Tax Key: (2) 4-6-011-028 Area Assessed: 1,500 sq. ft.

2. Mineral and water rights of any nature.

3. The terms and provisions contained in the following:

   INSTRUMENT : WARRANTY DEED

   DATED : April 1, 1982
   RECORDED : Liber 16260 Page 322

4. Discrepancies, conflicts in boundary lines, shortage in area, encroachments or any other matters which a correct survey or archaeological study would disclose.

   -Note:- A current survey, with metes and bounds description, should be made of said premises.

5. Any and all matters not shown in the Indices described in Schedule A.

END OF SCHEDULE B

© Title Guaranty of Hawaii, LLC
235 QUEEN ST., HONOLULU, HAWAII 96813, PH: (808) 533-6261

SCHEDULE C

All of that certain parcel of land (being portion(s) of the land(s) described in and covered by Royal Patent Number 4475, Land Commission Award Number 7713, Apana 26 to V. Kamamalu and Royal Patent Number 5702, Land Commission Award Number 8542-B, Apana 1 to Peke) situate, lying and being at Lahaina, Island and County of Maui, State of Hawaii, being LOT 3, bearing Tax Key designation (2) 4-6-011-028, and containing an area of 1,500 square feet, more or less.

BEING THE PREMISES ACQUIRED BY QUITCLAIM DEED

GRANTOR : KAANAPALI ROADS, LLC, a Hawaii limited liability company

GRANTEE : CHRISTOPHER ONDATJE and KATHERINE ONDATJE, Co-Trustees of the Christopher and Katherine Ondatje Family Trust under Trust Instrument dated July 16, 2007, as amended by instrument dated May 21, 2009, with full powers to sell, mortgage, lease or otherwise deal with the land, as to an undivided 50% interest, and MARSHALL KERR, Trustee of The Marshall Kerr 2012 Trust under trust instrument dated October 22, 2012, with full powers to sell, mortgage, lease or otherwise deal with the land, as to an undivided 50% interest, as Tenants in Common

DATED : November 14, 2016
RECORDED : Document No. A-61620840

END OF SCHEDULE C

© Title Guaranty of Hawaii, LLC
235 QUEEN ST., HONOLULU, HAWAII 96813, PH: (808) 533-6261

GENERAL NOTES

1. There is hereby omitted from any covenants, conditions and reservations contained herein any covenant or restriction based on race, color, religion, sex, sexual orientation, familial status, marital status, disability, handicap, national origin, ancestry, or source of income, as set forth in applicable state or federal laws, except to the extent that said covenant or restriction is permitted by applicable law. Lawful restrictions under state or federal law on the age of occupants in senior housing or housing for older persons shall not be construed as restrictions based on familial status.

© Title Guaranty of Hawaii, LLC
235 QUEEN ST., HONOLULU, HAWAII 96813, PH: (808) 533-6261

SCHEDULE D

CONDITIONS AND STIPULATIONS

1. This Status Report (which term shall include any revisions thereto) is a report of the record title only, based solely upon an abstract and examination of the Indices described in Schedule A as of the date of the Report. No responsibility is assumed for (a) matters which may affect the title but either were not disclosed or were incorrectly disclosed in said indices at the date hereof; or (b) matters created, suffered, assumed, or agreed to by Purchaser; or (c) matters not shown herein but actually know to Purchaser. Title Guaranty of Hawaii, Inc. (the "Company") makes no representation as to the legal effect, validity or priority of matters shown or referred to herein.

2. If the Report is incorrect in any respect, the responsibility of the Company shall be limited to the resulting actual loss, including any attorney's fees and legal costs, but in no event shall exceed the lesser of $3,500 or two times the amount paid for the Report. Upon payment of any loss hereunder, the Company shall be subrogated to all rights the Purchaser may have against any person or property as a result of such loss.

3. If the Purchaser of this Report shall suffer an actual loss by reason of the incorrectness of the Report, the Purchaser shall promptly notify the Company in writing. After receipt of such notice, the Company shall be allowed a reasonable time in which to investigate the claim. At its sole option, the Company may litigate the validity of the claim, negotiate a settlement or pay to Purchaser the amount the Company is obligated to pay under this Report. The Company's responsibility hereunder constitutes indemnity only and nothing herein shall obligate the Company to assume the defense of the Purchaser with respect to any claim made hereunder.

4. This report is the entire contract between the Purchaser and the Company and any claim by Purchaser against the Company, arising hereunder, shall be enforceable only in accordance with the provisions herein.

5. Notice required to be given the Company shall include the Order Number of this Report and shall be addressed to Title Guaranty of Hawaii, Inc., P.O. Box 3084, Honolulu, HI 96802, Attention: Legal Department.

© Title Guaranty of Hawaii, LLC
235 QUEEN ST., HONOLULU, HAWAII 96813, PH: (808) 533-6261

DATE PRINTED: 9/25/2020

STATEMENT OF ASSESSED VALUES AND REAL PROPERTY TAXES DUE

TAX MAP KEY

DIVISION	ZONE	SECTION	PLAT	PARCEL	HPR NO.
(2)	4	6	011	028	0000

CLASS: NON-OWNER-OCCUPIED AREA ASSESSED: 1,500 SF

ASSESSED VALUES FOR CURRENT YEAR TAXES: 2020

The records of this division show the assessed values and taxes on the property designated by Tax Key shown above are as follows:

BUILDING	$	0
EXEMPTION	$	0
NET VALUE	$	0
LAND	$	25,500
EXEMPTION	$	0
NET VALUE	$	25,500
TOTAL NET VALUE	$	25,500

Installment (1 - due 8/20; 2 - due 2/20) Tax Info As Of - 2/20/2020

Tax Year	Installment	Tax Amount	Penalty Amount	Interest Amount	Other Amount	Total Amount	
2020	2	200.00				200.00	PENDING
2020	1	200.00				200.00	PENDING
2019	2	200.00				200.00	PAID
2019	1	200.00				200.00	PAID
2018	2	200.00				200.00	PAID
2018	1	200.00				200.00	PAID

Total Amount Due: 400.00

Penalty and Interest Computed to: 2/20/2020

The real property tax information provided is based on information furnished by the respective counties, is deemed reliable but not guaranteed, and no warranties are given express or implied. Billing and tax collection details may have changed. Please refer to the appropriate county real property tax offices for any further information or updates for the subject property.

© Title Guaranty of Hawaii, LLC
235 QUEEN ST., HONOLULU, HAWAII 96813, PH: (808) 533-6261

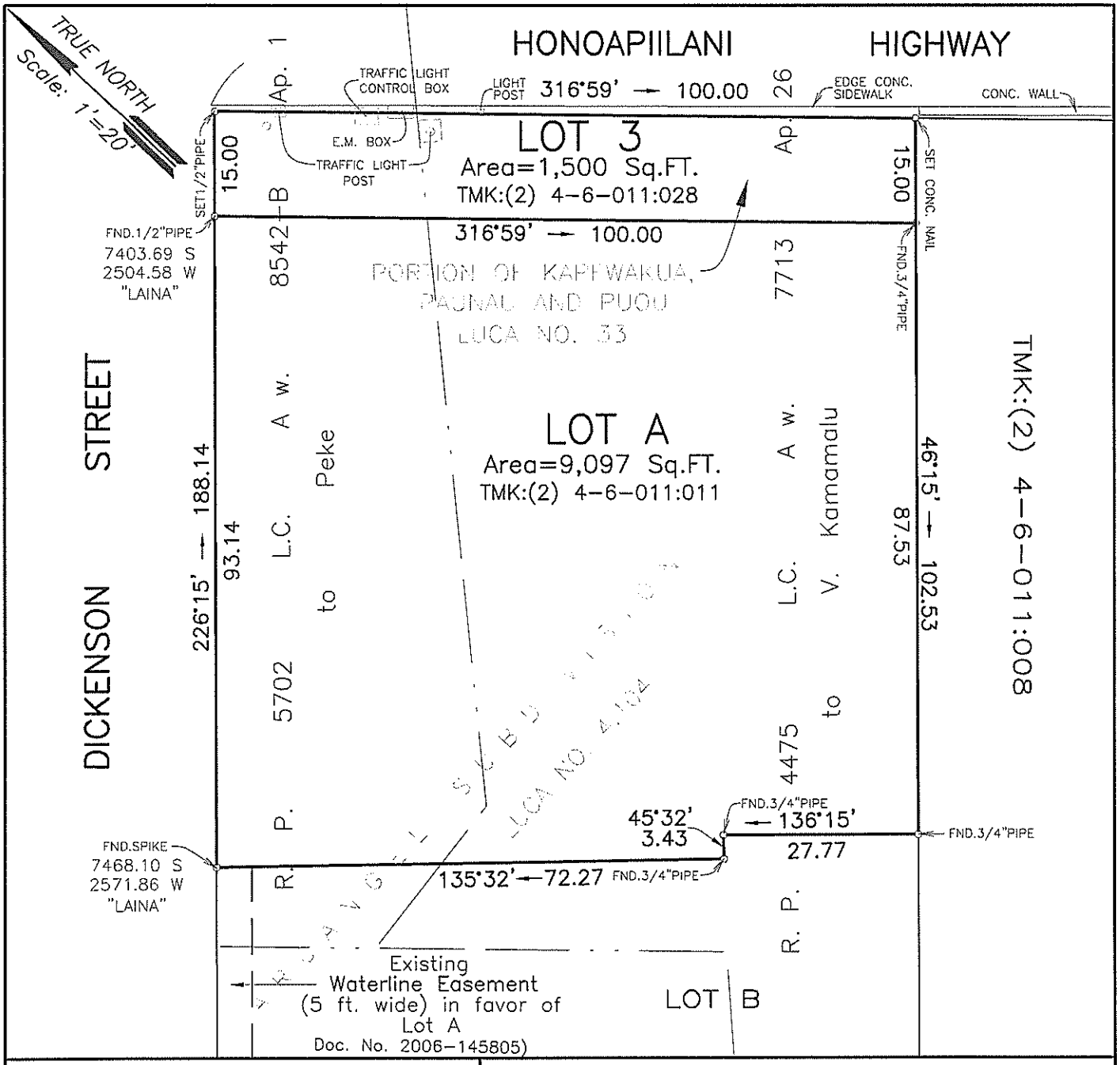

ARTHUR P. VALENCIA
LICENSED PROFESSIONAL LAND SURVEYOR
No. 10026
HAWAII, U.S.A.

Arthur P. Valencia 10/05/20

This work was prepared by me or under my direct supervision.

PLAT MAP

LOT A
ARCANGEL SUBDIVISION

LUCA NO. 4.104 AND

LOT 3

BEING PORTION OF KAPEWAKUA
PAUNAU AND PUOU
LUCA NO. 33
Lahaina, Maui, Hawaii

VALENCIA LAND SURVEYING 808-661-3257

EXHIBIT "B"

This page has been intentionally left blank.

BUDGET PROPOSAL FY 2022

MICHAEL P. VICTORINO

Mayor

County of Maui

This page has been intentionally left blank.

ON THE COVER:
Lokahi – to unify. Kokua – to help and support. Ohana – our families, our communities, our Maui Nui.

This past year, we have seen in unprecedented fashion – families, businesses, and community groups come together across our County to weather against the storms and challenges brought on by the pandemic. Fiscally responding to the immediate needs of our islands, thinking forward with present-day investments is key to ensuring a thriving Maui community for both keiki and kupuna, including future generations to come.

Making sure Maui families have a roof over their head, food on their table and in their pantries, or that our keiki are adequately supported as they grow to become future leaders of Maui Nui. The investments into social programs and community initiatives are essential to maintaining stability and resiliency in Maui Nui.

Our newly constructed roads, parks, playgrounds, and county facilities will help foster a stronger, more unified Maui Ohana. The newly opened: County Service Center, will provide increased access to government for Maui residents; Kula Park Playground provides open spaces for our keiki to grow and play; and the Maui Lani Roundabout, in relieving traffic congestion and meeting the needs of a growing Maui community.

These programs, projects, and initiatives are provided to our community to gather, to hope, and to dream; fostering a sense of belonging to the Maui Ohana while pushing forward to what lies ahead.

ACKNOWLEDGEMENTS:

Mayor's Budget Office:

Michele Yoshimura, Budget Director
Kristina Cabbat, Budget Specialist
Shirley Blackburn, Budget Specialist
Arthur Suyama, Grants Specialist
Wendy Nathan, Budget Specialist
Melissa Agtunong, Account Clerk

With Generous Appreciation to:

The Department of Finance
All Departments and Employees for their contribution
in developing their department's budget

200 SOUTH HIGH STREET, 9TH FLOOR
WAILUKU, HAWAII 96793
TEL (808) 270-7855 FAX (808) 270-7870

BUDGET.OFFICE@MAUICOUNTY.GOV WWW.MAUICOUNTY.GOV/BUDGET

This page has been intentionally left blank.

Michael P. Victorino
Mayor

OFFICE OF THE MAYOR
COUNTY OF MAUI
200 S. HIGH STREET
WAILUKU, MAUI, HAWAII 96793
www.mauicounty.gov

March 25, 2021

Honorable Alice L. Lee, Chair
and Members of the Maui County Council
200 South High Street
Wailuku, Hawaii 96793

Dear Chair Lee and Members:

To support the future of our children, families, and seniors throughout the County of Maui, we spent many hours planning, analyzing, and developing a fiscally responsible budget for Fiscal Year 2022.

When we proposed the FY 2021 budget last year, we were faced with great uncertainty due to the international COVID-19 pandemic reaching our islands. It was difficult to estimate the extent of economic impacts to our State and County, as the situation evolved quickly.

A year later, we are still facing many uncertainties as we enter the post-pandemic economic recovery phase. Challenges and delays in recovery may occur and as such, we have taken a conservative approach to the FY 2022 proposed budget. Even with American Rescue Plan Act funds dedicated to State and County governments, budgets will still be stretched. We anticipate the County will be receiving approximately $32 million however; the details and logistics are still unclear and forthcoming.

As we continue to deal with the impacts of the pandemic, we must remain focused and work toward a brighter tomorrow. Above all else, the well-being of the people of the County of Maui is the top priority. As I have said many times, our residents are our greatest assets. We must be cognizant of what they have gone through, are going through, and will continue to go through as they adjust to a "new normal."

We remain focused on taking care of our families as they recover from the financial burden resulting from the pandemic. Therefore, this budget takes into

consideration the hardship many of our families are facing. To assist our hardworking families, I have proposed adjustments to the real property tax rates for various classifications.

As an organization, we remain committed to maintaining vital County services for our community. Once again, $10 million in Countywide Costs is set aside specifically for recovery and relief efforts for COVID-19. We are also allocating $3 million to our Emergency Fund, to ensure we are ready to mitigate and respond to any emergency without affecting funding for other services. Planning responsibly during these times of uncertainty will ensure we are able to provide for our community now and for future generations. Recent events, such as the flooding in the Haiku area, highlight the importance of sound investments today, to ensure a safe County tomorrow.

Our residents depend on County services for health and safety, recreation, and daily necessities such as transportation, meals, and other services. We continue to touch the lives of all of our residents so that we can align our direction based on the community's needs. This carefully considered budget maintains all necessary County services. Even when faced with unprecedented challenges, our County departments and my administration envision a future where our children, grandchildren, and seniors can afford to live and thrive in Maui County, while fostering and preserving our unique island culture.

Housing

Although we are mandated to set aside three percent of real property tax revenue for the Affordable Housing Fund, we reaffirm our commitment to ensuring our working families can fulfill homeownership dreams through a $14,856,093 appropriation or four percent. We have committed $1 million for the First Time Home Buyers Program to provide down payment assistance in the amount of $30,000 for new howeowners. As we continue to support attainable housing, we enable generations to live and raise their families in Maui County, and carry on our culture and way of life. This is the driving force for our FY 2022 attainable housing investments.

Through the Affordable Housing Fund, we continue to support rental housing such as the Kaiaulu O Halelea Project, the Hale O Piikea II Project, and the Waiehu Apartments. These units will be available to our residents and these housing complexes will remain affordable for over 60 years.

We have collaborated with the Hawaii Community Foundation, and State and Federal partners, to complete the planning for attainable housing, rental housing, infrastructure, and multi-modal transportation for future walkable and bikeable communities throughout Maui County.

Culture and Arts

I have proposed $200,000 of grant funding for Halau Kealaokamaile. As we continue to support a capital campaign to construct an innovative, first-of-its-kind educational and community facility. Here, we will preserve Hawaiian heritage, culture, and tradition through lessons learned through hula and land-based cultural education. We also continue to support our community through the Maui Arts and Cultural Center and the Hui Noeau Visual Art Center, to perpetuate events for our residents.

Culture and historic preservation is important for our community. Rather than allowing the Economic Development Revolving fund to expire on June 30, 2021, I am proposing to expand the purpose of the fund. I have submitted a proposed bill to amend Chapter 3.81, Maui County Code, to add cultural programs, including the restoration of the historic sites.

This is only the beginning. Preserving historic sites is essential in perpetuating our culture and we look forward to working hand-in-hand with community organizations to restore valuable and historic sites . As such, it saddens me to see the deterioration of the Kaahumanu Church that was built in 1876 in honor of Queen Kaahumanu. Included in my proposal is an appropriation for $150,000 for the restoration of the Kaahumanu Church so future generations may enjoy this beautiful piece of history.

The restoration of Mokuula and Mokuhinia is of importance to our culture and history, therefore, I am proposing $400,000 for the creation and implementation of a master plan and management strategy. I am also proposing to amend Section 3.38.020, Maui County Code, to expand the use of the Hawaiian Cultural Restoration and Revolving Fund to include Kamehameha Iki Park. This Park represents an important piece of history alongside Mokuula and Mokuhinia.

Parks and Recreation Facilities

Our Parks has a special place in my heart. I have seen first-hand the

benefits of having well-maintained facilities for our children. Maui County has made its mark on the national stage, whether it be in Williamsport for the Little League World Series or in Tampa Bay for the NFL Flag Bowl, our children have exceled and captured national titles.

Our youth will continue to develop valuable life-skills through teamwork learned on the courts of the War Memorial Gym, where a $15 million investment will repair the structure, replace gym flooring and bleachers, and, most importantly, install air conditioning. The keiki of Lanai will have a well-maintained place for afterschool programs for many years to come with a $4 million appropriation to construct a new Lanai Youth Center and Skate Park. Future generations will be able to throw their baby luaus and family celebrations at our renovated community centers such as the Lahaina Civic Center, Helene Hall, and Velma McWayne Santos Community Center, which will be rehabilitated through funding from FY 22.

Funding from the Park Assessment Fund will allow our keiki and families on the West Side to continue to enjoy playgrounds at Honokowai Park and Napili Park. Batting cages and other amenities are also being planned at Napili Park.

Infrastructure

Continued investment in the Countywide Traffic and Safety Program will ensure our roadways are accessible and safe for motorists, bicyclists, and pedestrians alike, which further supports our Vision Zero initiative. We continue to maintain our roadways, through rehabilitation and resurfacing.

The FY 2022 budget proposes to appropriate $12,150,000 to prevent safety hazards and potential road closures by stabilizing the eroding slopes in Haiku and Kahakuloa, and to prevent future rock fall at Kalepa Point. Funds are also proposed to begin reconstruction of pavement at Makawao Avenue and Onehee Avenue; design for the Lower Honoapiilani Road from Honoapiilani Highway to Hoohui Road; and the design of the North South Collector Road from Waipuilani Street to Kaonoulu Street. The development of the North South Collector Road is well overdue and my Administration will pursue a BUILD grant to assist in making this corridor a reality.

Water and Wastewater are critical infrastructure for our County. This budget includes $14 million to address the West Maui Reliable Capacity, $13 million for the West Maui Recycled Water Expansion, and $10.5 million for the

Lahaina Wastewater Reclamation Facility R-1 Process Expansion. Also included for FY 2022 funding are pump station modification and force main replacements.

The FY 2022 Budget includes a $2 million request for the acquisition of the Wailuku Water Company Water System and another $900,000 for its maintenance. By acquiring this system, it will assure the Central Maui region will have an adequate supply and reliable source of water.

When we upgrade infrastructure, support well-planned development, and renovate our park facilities, we create communities that future generations will be proud to call home.

Public Safety

Our Fire and Public Safety Department, along with our Police Department and Emergency Management Agency, have kept our community safe. We continue to support these Departments with the equipment and apparatus they need to protect the well-being of our community, make our roads safer, prevent future tragedies, and be prepared to address any emergency situation that may arise.

Climate Change, Resiliency, and Sustainability

Our dreams for future generations cannot be assured unless we take action now to mitigate the impacts of climate change. To ensure collaborative action, the Climate Change, Resiliency, and Sustainability Office will continue to coordinate and assess the climate action plans of each department. I have proposed that $1 million be used to implement the recommendations from various studies and plans that we have worked on this past year.

Recent droughts and flash floods demonstrate our need to mitigate and plan for the impacts of climate change. The global pandemic has revealed our need to become much more self-sufficient in the energy we use and the food we need.

This proposed budget funds our future based on the Maui County General Plan, the Countywide Policy Plan, Maui Island Plan, and Community Plans. Through our FY 2022 budget, we strive for an affordable, healthy, and thriving community; a strong, diversified economy; an environmentally

responsible and sustainable community; well-planned public infrastructure; and a prepared, safe, and livable County.

Financial Overview

Maui County's strong fiscal management has maintained its highest ratings of AA+ and Aa1 from the three qualified bond rating agencies: Standard and Poor's; Moody's; and Fitch. Through the leadership of the Finance Department, combined with the high bond rating, Maui County issued General Obligation Bonds at an all-time low of 1.99 percent "all-in" rate. The proposed budget for FY 2022 totals $979.1 million, including revolving and special funds, transfers between funds within the County, expected grant revenue, and other revenue from sources outside the County.

In comparing the FY 2022 budget with the FY 2021 adopted budget, total estimated revenues from county sources, including Bond/Lapsed Bond Funds, is proposed at $828.9 million, an increase of $6.3 million.

The proposed revenues from County funds of $828.9 million will fund an operating budget of $669.6 million and capital improvement budget of $159.3 million. In comparison, the FY 2021 adopted budget revenues from County funds of $822.6 million funded an operating budget of $682.8 million and a capital program of $139.8 million.

Bond financing allows our County government to invest in infrastructure to serve our community for the long-term. This year, the amount required to service our debt payments amounts to $50.4 million, which is 6.1 percent of County Fund operating expenditures, well below our self-imposed limit of ten percent of expenditures of County funds. This responsible fiscal management has earned us one of the best ratings in the State, and provides stability for future infrastructure investments.

Part of planning for a sound future means fulfilling our mandated obligations. We propose to fulfill our obligations to the Employee's Retirement System (ERS), Employer Union Trust Fund (EUTF), and provided an additional $3.0 million for Other Post-Employment Benefits (OPEB).

Key Operation Highlights

Given the seriousness of the ongoing COVID-19 public health emergency, the proposed budget focuses on maintaining operations without significant

operational expansions. The total appropriation of County funds for the proposed FY 2022 operations budget is $669.6 million. This is a decrease of $13.2 million or 1.9 percent, from the current fiscal year.

The proposed budget shows an overall decrease of 0.1percent, or 1.5 in equivalent personnel, from all sources of funds. A detailed summary of organizational changes and equivalent personnel can be found in the Budget Overview section of this program budget document. Our Departments will be tasked with "doing more with less" while being creative to accomplish the needs of our community.

The opening of the new County Service Center in Kahului signified the start of a new age of County services, with a focus on accessibility and customer satisfaction for our residents with a "one-stop-shop". For many years to come, our residents may visit the Service Center for bill payments, driver licensing test, vehicle registration, and permits for their family homes. For those looking for more convenient services, the ability to pay by phone, online, and at kiosks will be expanded.

Accessibility and convenience will be extended to our East Maui Community as we appropriate $3 million for the Old Hana School improvements. Once this project is complete, our Parks Department and other agencies, including non-profit organizations will have a newly renovated facility to provide necessary services to the community.

In early 2022, we look forward to the opening of the new Central Maui Bus Hub which will accommodate those who rely upon public transportation. This facility will be centrally located near housing, shopping, and other essential services.

Given the impacts of the COVID-19 outbreak, it is more vital than ever that we provide funds to diversify our economy. While we still recognize that our main economic engine, the visitor industry, is providing livelihoods for our residents and tax revenue to help fund essential services, we must look to our future and support other economic engines.

As we look to our future, we must also learn from our past. The sugar industry played a big role in the agricultural sector in Maui County and the State of Hawaii and has taught our residents basic farming skills. We have also learned from the pandemic that we should start to build a foundation to become more self-sustaining. Therefore, as we continue to support the Maui County

Visitor Association with $1.5 million, I am committed to supporting diversified agriculture in Maui County with $1.5 million for the agricultural micro grants program, $400,000 each for the Maui Farm Bureau and the Hawaii Farmers Union United, $100,000 for an Upcountry cooling plant, $185,000 for the Molokai Livestock Cooperative, and $2 million for a Lanai Agricultural Park.

I have also included in this year's budget an appropriation for $360,000 for the Hawaii Taro Farm LLC. These funds will lay the groundwork for the future in agricultural development through capacity building, education, training, and cultural preservation.

We also look to diversify our economy through technology and business development. The Maui Economic Development Board plays an integral part in our community to train and prepare our youth and expand our workforce. They have paved the way for adding agri-tech, energy, and health sectors into our community. Maui Economic Opportunity, University of Hawaii Maui College, and Ma Ka Hana Ka Ike have also provided much needed training programs for our residents.

Capital Improvement Program Overview

Capital Improvement Projects are tangible investments for the future of our community. The Fiscal Year 2022 proposed Capital Improvement Budget is $159.3 million. This total includes capital projects funded through the county, grants, and other revenue funds. The FY 2022 CIP budget includes $87.5 million of projects funded through bond funding, or 54.9 percent of capital projects. In comparison, 45.8 percent of capital projects were funded through general obligation bonds in FY 2021.

The FY 2022 budget emphasizes the importance of investing in a diverse range of infrastructure and facilities projects to provide for a well-rounded, well-maintained future for our community. The health and wellbeing of our residents stem from a healthy environment. With that said, Water and Wastewater projects totaling $68.8 million, continue to be a priority for Maui County.

Outdoor activities and recreation is also a key factor to a healthy community, and this year we are proposing over $32 million in projects to improve our facilities and recreational areas. The chart and table below outline the FY 2022 capital improvement projects by project type. Further details and

a full list of projects can be found in the capital budget portion of this document.

Figure 1-1a Capital Budget by Project Type

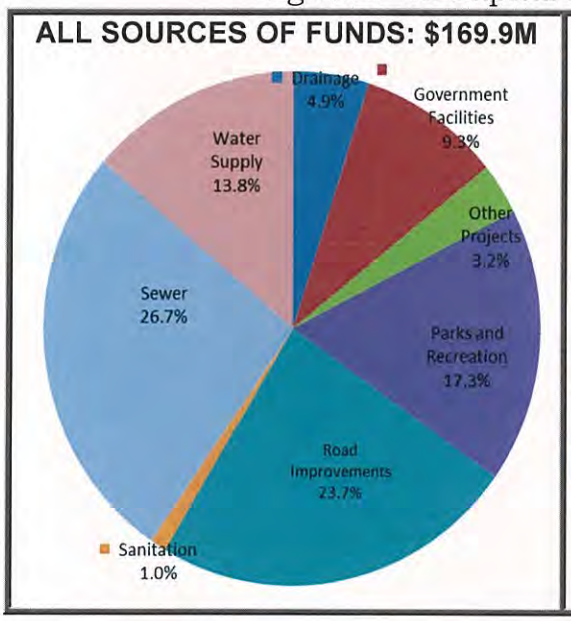

ALL SOURCES OF FUNDS: $169.9M

Project Type	FY 2022 Proposed
Drainage	$8,300,000
Government Facilities	$15,860,000
Other Projects	$5,485,000
Parks and Recreation	$29,410,000
Road Improvements	$40,278,100
Sanitation	$1,770,000
Sewer	$45,350,000
Water Supply	$23,425,000
TOTAL	**$169,878,100**

Revenue Overview

The County's FY 2022 estimated revenues and expenditures from all sources of funds total $979.1 million. The estimated revenue from real property tax is $375.5 million (net of circuit breaker tax credit), which represents 75 percent of the total estimated General Fund revenue, and 47.9 percent of estimated total county revenue.

Real property tax revenue is based on valuations of real property with tax rates assigned to each classification. For FY 2022, real property tax rates have been reduced for the owner-occupied classification with a valuation less than $1.5 million. This budget also proposes to reduce the minimum tax by $50, from $400 to $350. This past year, our short-term rentals have felt the impact because of the travel restrictions. Meanwhile, they have experienced an increase in their valuation therefore, I have proposed a slight rate decrease for this classification.

While we still experience uncertainty of our State's economy, the FY 2022 Budget does not recognize Transient Accommodations Tax revenue. Although there has been uptick in visitors to our state, it is unknown at this time whether the distribution of TAT will be remitted to each County.

A comparison of estimated revenues from the FY 2021 Adopted Budget to the FY 2022 proposed budget is listed below:

Figure 1-1b Projected Revenue by Source

REVENUE SOURCE	FY 2021 ADOPTED	FY 2022 PROPOSED	CHANGE AMOUNT	CHANGE PERCENT
Real Property Taxes	$376,419,651	$371,893,010	-$4,526,641	-1.2%
Circuit Breaker Tax Credit	(494,410)	(490,677)	$3,733	-0.8%
Charges for Current Services	$138,466,202	$151,362,496	$12,896,294	9.3%
Transient Accommodation Tax	$0	$0	$0	n/a
Public Service Company Tax	$7,000,000	$7,500,000	$500,000	7.1%
Licenses and Permits	$34,610,252	$36,466,500	$1,856,248	5.4%
Fuel	$11,600,000	$15,400,000	$3,800,000	32.8%
Franchise Taxes	$9,600,000	$9,600,000	$0	n/a
Special Assessments	$4,458,329	$7,415,000	$2,956,671	66.3%
Other Intergovernmental	$14,270,000	$17,200,000	$2,930,000	20.5%
Fines, Forfeitures, Penalties	$2,000,000	$1,500,000	-$500,000	-25.0%
Use of Money & Property	$2,720,000	$2,919,302	$199,302	7.3%
Miscellaneous	$863,000	$669,794	-$193,206	-22.4%
Bonds	$80,305,321	$85,580,900	$5,275,579	6.6%
Lapsed Bond Proceeds	$1,577,679	$1,872,000	$294,321	18.7%
Carryover Savings	$96,216,351	$84,490,089	-$11,726,262	-12.2%
Grant Revenue	$97,473,239	$119,688,676	$22,215,437	22.8%
Sub-Total	$877,085,614	$913,067,090	$35,981,476	4.1%
Interfund Transfers	$43,001,438	$37,062,827	-$5,938,611	-13.8%
Total Estimated Gross Revenues*	**$920,087,052**	**$950,129,917**	**$30,042,865**	**3.3%**

* The Revolving Fund is not presented in the above figure. However, the FY2022 Mayor's Proposed amount for Revolving Fund is $30,482,632, which total the County of Maui Budget by $979,112,549.

I look forward to working with all of you in the upcoming weeks as you deliberate the FY 2022 budget. Through continued collaboration and a commitment to fiscal responsibility, we will move our community forward. I strongly believe that with responsible planning and the right investments, together we can provide essential services to our residents today, while laying the foundation for a healthy, thriving community for generations to come.

Sincerely,

Michael P. Victorino

MICHAEL P. VICTORINO
Maui County Mayor

cc: Keani N.W. Rawlins-Fernandez, Chair
Budget, Finance, and Economic Development Committee

Table of Contents

Mayor's Budget Message
Message addressed to the County Council that provides an in-depth look at the Mayor's priorities, significant features of the proposed budget, and the outlook for the upcoming fiscal year.

Distinguished Budget Presentation Award vii

INTRODUCTION

Reader's Guide to the Budget 1
This section provides a description of each section of this document along with the information contained herein. An explanation of standard forms used in sections showing departmental budgets is also presented.

County's Strategic Vision 9
Presents the County of Maui's vision and mission statements, and strategic goals and objectives.

Long Term Financial Plan 13
Includes the County's long-term financial plan and revenue forecasts for major revenue sources.

Directory of County Officials 21
A list of County of Maui's Department/Agency Administrators, Directors and Deputy Directors, and members of the County Council.

County Organization Chart 23
Chart showing the Fiscal Year 2022 organization chart by department.

County Profile 25
An overview of the geography, demographic makeup, and government of the County of Maui.

BUDGET OVERVIEW

Provides a broad overview of the County's budget for Fiscal Year 2022.

FY 2022 Budget Organization Chart 35
FY 2022 Revenues and Expenditures 36
FY 2022 Equivalent Personnel 38
Summary of Organization Changes 40

BUDGET AND FINANCIAL POLICIES

This section highlights the budget guidelines and financial policies of the County of Maui.

FY 2022 Budget Guidelines 41
Budgetary Process 42
Budget Process Calendar 43
A Balanced Budget is Required 44
Budget Control 44
Budgetary Basis of Accounting 44
Amending the Budget 45
Budget Implementation Reports 45
Surplus and Reserves 45
Fund Balance Policy 46
Audit of Accounts 46
Budgetary Fund Structure 47
Governmental Funds 47
Proprietary Funds 49
Fiduciary Funds 49
Capital Budget Policy 49
Capital Budget Process 50

Table of Contents

BUDGET AND FINANCIAL POLICIES (CONTINUED)

Capital Budget Review and Approval Process 50
Capital Budget Cycle 51
Financing/Sources of Funds 51
Capital Projects Long-Term Financial Plan 53
Debt Policy 53
General Intent of Debt Policy 53
Debt Limit 54
Debt Structuring Practices 54
Debt Issuance Practices 54
Debt Management Practices 55
Debt Administration 55
Legal Debt Margin as of June 30, 2020 58
Investment Policy 60

FINANCIAL SUMMARIES

This section includes summaries of County funds' historical and adopted revenues and expenditures, ensuing fiscal year's operating budget by department, changes in fund balance, summaries of major revenue sources, summaries of equivalent personnel, and long-term financial plan.

Revenue and Expenditure Summary 65
Includes a consolidated estimated revenues and expenditures schedule, details of revenue estimates by major sources and expenditures by major use, four-year comparative revenue schedules by major fund and sub-fund, four-year comparative operating expenditure schedules by major fund, and explanation of budget functional areas.

Fund Balance 71
Includes FY 2022 fund summary (County funds) by major fund, and comparative analysis of carryover savings.

Revenue Overview 77
Contains a general economic overview and explanation of the major sources of County fund revenues: Real Property Tax, Building Permit Review Fees, Motor Vehicles License Fees, Public Service Tax, Fuel Tax, Public Transit Fare, Franchise Tax, Weight Tax, and Charges for Sewer, Cesspools, Landfill Disposal, Refuse Collection, and Water Service Fees.

Equivalent Personnel Summary 85
Includes equivalent personnel summaries for County fund and all sources of funds, and summaries by fund and functional area.

DEPARTMENT PROGRAM SUMMARIES

Department Program Summaries are presented in alphabetical order. This section includes organization charts for each department for the purpose of detailing the Department's structure, as well as the Department Summaries and Program Narratives, and Goals and Objectives (as highlighted in the Reader's Guide to the Budget Section).

Corporation Counsel 89
County Clerk 97
County Council 109
Emergency Management 123
Environmental Management 137
Finance 177
Finance-Countywide Costs 226
Fire and Public Safety 227
Housing and Human Concerns 263
Liquor 335

Table of Contents

DEPARTMENT PROGRAM SUMMARIES (CONTINUED)

Management 345
Mayor 369
Parks and Recreation 423
Personnel 451
Planning 461
Police 477
Prosecuting Attorney 513
Public Works 527
Transportation 571
Water Supply 601

CAPITAL PROGRAM

Includes overview of the FY 2022 Capital Budget; summaries by department, district, fund type, and project type; six-year capital improvement plan; impact on operating budget; project prioritization; and capital improvement projects by departments.

Definition of Capital Program and Capital Project 621
FY 2022 Capital Budget Overview 621
FY 2022 Capital Budget Summary by Department 622
FY 2022 Capital Budget Summary by District 623
FY 2022 Capital Budget Summary by Fund Type 625
FY 2022 Capital Budget by Project Type 626
Six-Year Capital Budget Summaries 627
Impact on Operating Budget 628
Project Prioritization 628
Environmental Management 629
Finance 687
Fire and Public Safety 689
Management 699
Parks and Recreation 703
Police 725
Public Works 729
Transportation 753
Water Supply 759

GLOSSARY

Definitions of the terms used throughout the budget document are presented in the glossary. If you have any questions, need further clarification of a concept or term, or desire more detailed information about items contained in this document, please contact the Budget Office.

Glossary 771
Acronyms List 782

Table of Contents

LIST OF FIGURES

Figure 1-1a Capital Budget by Project Type ..... Mayor's Message
Figure 1-1b Projected Revenue by Source ..... Mayor's Message
Figure 1-2. Maui County Real Property Assessment Gross Assessed Value 15
Figure 1-3. Maui County Real Property Assessment Property Tax Revenue 15
Figure 1-4. Transient Accommodation Tax Revenues (General Fund) 16
Figure 1-5. Public Service Tax Revenues (General Fund) 16
Figure 1-6. Fuel Tax Revenue (Highway Fund) 17
Figure 1-7. Franchise Tax (Highway Fund) 17
Figure 1-8. Sewer, Cesspool, Septic and Reclaim Fees Revenues (Sewer Fund)) 18
Figure 1-9. Refuse Collection and Landfill Tipping Fee Revenues (Solid Waste Fund) 18
Figure 1-10. Water Service Fees 19
Figure 1-11. County of Maui Demographic Characteristics 25
Figure 1-12. Maui County Population 27
Figure 1-13. Principal Private Employers in Maui County 29
Figure 1-14. Median Sales Price, Maui County 32-33
Figure 2-1. FY 2022 Budget Organization Chart 35
Figure 2-2. All Sources of Funds: Total Resources by Major Fund Type 36
Figure 2-3. All Sources of Funds: Total Expenditures by Major Fund Type 36
Figure 2-4. County Sources of Funds: Total Resources by Major Fund Type 36
Figure 2-5. County Sources of Funds: Total Resources by Revenue Source 36
Figure 2-6. County Sources of Funds: Total Expenditures by Character Type 37
Figure 2-7. County Sources of Funds: Total Expenditures by Functional Area 37
Figure 2-8. Operating Expenditures by Character Type 38
Figure 2-9. All Sources of Funds: Total E/P by Major Fund Type 39
Figure 2-10. County Sources of Funds: Total E/P by Major Fund Type 39
Figure 2-11. All Sources of Funds: Total E/P by Functional Area 39
Figure 2-12. County Sources of Funds: Total E/P by Functional Area 39
Figure 2-13. Explanation of Organization Changes Related to Personnel 40
Figure 3-1. FY 2022 Budget Process Calendar 43
Figure 3-2. Budgetary Fund Structure 47
Figure 3-3. Capital Budget Cycle 51
Figure 3-4. General Obligation Bonds Payable Governmental Activities 56
Figure 3-5. General Obligation Bonds Payable Business Type Activities 56
Figure 3-6. State Revolving Fund Loans Governmental Activities 57
Figure 3-7. Schedule of Debt Service Requirements to Maturity for County's General Long-Term Debt as of June 30, 2020 58
Figure 3-8. Schedule of Debt Service Requirements to Maturity for Water Supply's General Long-Term Debt as of June 30, 2020 59
Figure 4-1. 4-Year Comparison: Consolidated Schedule of Revenues and Expenditures 65
Figure 4-2. Estimated Revenues by Major Source 65
Figure 4-3. Expenditures and Other Uses 65
Figure 4-4. 4-Year Comparison: Revenue Schedule by Major Fund 66
Figure 4-5. 4-Year Comparison: Special Revenue Funds Schedule by Sub-Fund 67
Figure 4-6. 4-Year Comparison: Enterprise Revenue Funds Schedule by Sub-Fund 68
Figure 4-7. 4-Year Comparison: Operating Expenditures Schedule by Major Fund 69

Table of Contents

LIST OF FIGURES (CONTINUED)

Figure 4-8. Explanation of Budget Functional Areas 70
Figure 4-9. FY 2022 Fund Summary: Consolidated Schedule 71
Figure 4-10. FY 2022 Fund Summary by Major Fund: General Fund Schedule 72
Figure 4-11. FY 2022 Fund Summary by Major Fund: Special Revenue Funds Schedule 73
Figure 4-12. FY 2022 Fund Summary by Major Fund: Enterprise Fund Schedule 74
Figure 4-13. 4-Year Comparison: Carryover Savings Summary by Sub-Fund 75
Figure 4-14. 4-Year Comparison: Carryover Savings Chart by Sub-Fund 75
Figure 4-15. Real Property Tax Revenue Budget and Actual Trends 77
Figure 4-16. Public Service Company Tax Revenue Budget and Actual Trends 78
Figure 4-17. Building Permit Review Fees Trends 79
Figure 4-18. Motor Vehicles License Fees Trends 79
Figure 4-19. Fuel Tax Revenue Budget and Actual Trends 80
Figure 4-20. Public Transit Bus Fares Revenue Budget and Actual Trends 80
Figure 4-21. Franchise Tax Revenue Budget and Actual Trends 81
Figure 4-22. Street Use Weight Tax Revenue Budget and Actual Trends 81
Figure 4-23. Sewer, Cesspool, Septic & Reclaim Fees Revenue Budget and Actual Trends 82
Figure 4-24. Landfill Tipping and Permit Fees Revenue Budget and Actual Trends 82
Figure 4-25. Refuse Collection Fees Revenue Budget and Actual Trends 83
Figure 4-26. Water Service Fees Revenue Budget and Actual Trends 83
Figure 4-27a. Equivalent Personnel Summary (All Sources of Funds) 85
Figure 4-27b. Equivalent Personnel Summary (County Sources of Funds) 85
Figure 4-28. All Sources of Funds: Percent Change in Equivalent Personnel 86
Figure 4-29. County Sources of Funds: Percent Change in Equivalent Personnel 86
Figure 4-30. Equivalent Personnel Schedule by Fund (All Sources of Funds) 87
Figure 4-31. Equivalent Personnel Schedule by Fund and Functional Area (County Sources of Funds) 88
Figure 5-1. All Sources of Funds: Total Capital Projects by Major Fund Type 621
Figure 5-2. County Sources of Funds: Total Capital Projects by Major Fund Type 621
Figure 5-3. FY 2022 Capital Budget Summary Chart by Department 622
Figure 5-4. FY 2022 Capital Budget Summary Table by Department 622
Figure 5-5. FY 2022 Capital Budget Summary Chart by District 623
Figure 5-6. FY 2022 Capital Budget Summary Table by District 623
Figure 5-7. FY 2022 Capital Budget Summary Chart by Fund Type 625
Figure 5-8. FY 2022 Capital Budget Summary Table by Fund Type 625
Figure 5-9. FY 2022 Capital Budget Summary Chart by Project Type 626
Figure 5-10. FY 2022 Capital Budget Summary Table by Project Type 626
Figure 5-11. All Sources of Funds: 6-Year Total Capital Projects by Major Fund Type 627
Figure 5-12. County Sources of Funds: 6-Year Total Captial Projects by Major Fund Type 627
Figure 5-13. All Sources of Funds: 6-Year Total Capital Projects by Fiscal Year 627
Figure 5-14. County Sources of Funds: 6-Year Total Capital Projects by Fiscal Year 627
Figure 5-15. Capital Improvement Impact on the Operating Budget 628


COUNTY OF MAUI
This page has been intentionally left blank.
STATE OF HAWAII

Distinguished Budget Presentation Award

GOVERNMENT FINANCE OFFICERS ASSOCIATION

Distinguished Budget Presentation Award

PRESENTED TO

County of Maui

Hawaii

For the Fiscal Year Beginning

July 1, 2020

Christopher P. Morrill

Executive Director

The Government Finance Officers Association (GFOA) of the United States and Canada presented a Distinguished Budget Presentation Award to the County of Maui, Hawaii for its annual budget for the fiscal year beginning July 1, 2020.

In order to receive this award, a governmental unit must publish a budget document that meets program criteria as a policy document, as an operations guide, as a financial plan and as a communication device.

The County of Maui follows recommended budget practices set forth by the GFOA and the National Advisory Council on State and Local Budgeting (NACSLB). The County of Maui has received the GFOA's Distinguished Budget Presentation Award for the past 28 years. Our goal is to continue to produce a document that is useful and worthy of this award.


COUNTY OF MAUI
This page has been intentionally left blank.
STATE OF HAWAII

Reader's Guide to the Budget

The following pages detail the County of Maui's Proposed Budget for Fiscal Year ("FY") 2022, which begins on July 1, 2021 and ends on June 30, 2022. This document has been prepared to help you, the reader, learn about the issues affecting the Maui County community, and how Mayor Victorino and the County departments plan to meet the communities' needs.

The budget document is organized into several sections. Each section and its contents are described below:

Introduction – The introduction includes the Mayor's Budget Message, which outlines the administration's priorities and highlights major changes and key initiatives included in the FY 2022 budget. This section also includes a list of various departmental objectives and capital improvement projects which align with the Mayor's broader goals for Maui County, the Long-Term Financial Plan, Directory of County Officials, the organization chart, and County Profile.

Budget Overview – The Budget Overview section provides a broad overview of the FY 2022 Proposed Budget and a summary of organization changes.

Budget and Financial Policies – This section highlights the budget guidelines and financial policies of the County of Maui. This section includes information on the budget process, fund balance policy, capital budget process and policy, debt policy, and investment policy.

Financial Summaries – This section includes summaries of historical and proposed revenues and expenditures for County funds, including operating budgets by department, changes in fund balance, summaries of major revenue sources, and a summary of equivalent personnel.

Department Program Summaries of each department are presented in alphabetical order. This section includes the Department's organizational chart, Summary and Program Narratives, Goals and Objectives, and Performance Measurements. Each Department also provides information on grant subsidies, grant revenues, and revolving funds.

Capital Improvement Program (CIP) - This section outlines the County's planned expenditures for capital projects including descriptions, justifications for projects, and future anticipated operations and maintenance costs. Project sheets are provided, by Department, for all FY 2022 requests. The project sheets also include a five-year projection for additional funds.

Glossary and Abbreviations - This section contains a glossary of budget-related terms, an acronym table, and an index.
The County's budget is comprised of different funds, with the General Fund being the most notable. The General Fund includes the operating funds for the majority of county departments including, Fire and Public Safety, Housing and Human Concerns, Police, Parks and Recreation, and a portion of Public Works. This fund also provides for capital projects and supplemental transfers to special funds.

The following pages explain the layout of a department's operating budget overview, in Section 5, Department Program Summaries, and a capital project page in Section 6, Capital Improvement Program ("CIP").

Presented within the County of Maui operating budget are details of each department budget and program summaries. The program summary for each department includes the department summary and program narratives, as detailed in the following paragraphs.

Department Summary: Includes an organizational chart, strategies to accomplish the department/agency's mission or purpose and the links to each countywide outcome, description of the department/agency's purpose, charts of ensuing fiscal year expenditures and equivalent personnel, summary of equivalent personnel by program, strategies to accomplish the department/agency's mission or purpose, and a description of the external factors impacting the department/agency's operations.

- **Program Narratives**: Includes a brief statement of the program's purpose or function, countywide outcome(s), population served, services provided, key activity goals and measures, detailed expenditures summary by character and object, equivalent personnel summary by position title, significant funding changes from the current fiscal year's budget, and grant subsidy detail, if applicable. A program may be funded by more than one type of fund, including Grant Revenue and Revolving Funds. The type of funding for the program described is indicated in the titles of the summaries.

Continuation Budget Changes from FY 2021 Adopted Budget: Includes a brief explanation of changes for items with increases and/or decreases of $10,000 or more from the FY 2021 Adopted Budget, at the object level. The **Continuation Budget Changes** table includes the Mayor's allowable adjustments that are generally categorized as either inflationary adjustments or other allowable budget adjustments for the following purposes:

1. **Personnel Related Items** – Funds required for longevity pay based on the most current bargaining unit contracts.
2. **Annualization of Programs and New Facilities** – Increases to annualize programs or new facilities that were funded only for a portion of FY 2021.
3. **Operating Reserves** – Operating costs to make facilities operational and functional are allowed in the continuation budget for authorized capital projects scheduled for completion during FY 2022.
4. **Nonrecurring Items** – Nonrecurring or one-time items approved by the County Council that may be removed from the continuation budget, including equipment and vehicle purchases included in the FY 2021 Adopted Budget.
5. **Statutorily Established Salary Increases** – Salary increases required by statute for specified position classifications.
6. **Equipment – On-Going Lease** – Increases relating to on-going leased equipment such as copy machines.
7. **Salary Adjustments** – Salary related amounts based on the authorized budget for FY 2021 plus any necessary annualizing of positions.
8. **Allowable Inflationary Adjustments** - Departmental proposals to change a program by redirecting funds from one program to another are also reflected as part of the Continuation Budget Request.

   Expansion Budget Requests from FY 2021 Adopted Budget - Includes the following items: increase in salaries, premium pay and equivalent personnel; additional operating funds above those allowed in the continuation budget, including new and/or pilot programs; equipment purchases; funds to replace grant awards no longer provided to the county; and any expansion request related to information technology.

   County Grant Subsidy Detail – When applicable, includes the name of grantee/program, prior fiscal years' actual amounts, current fiscal year's appropriation amount, and ensuing fiscal year's proposed amount for each line item grant. It also includes a description of each county grant subsidy program.

Reader's Guide to the Budget

Examples of the detailed expenditures summary by character and object; equivalent personnel summary by position title; continuation and expansion budget changes from current fiscal year's budget; and county grant subsidy detail are presented on the next few pages.

Expenditures Summary by Character & Object

Represents the different types of account codes within the County's budget. ***See table below for detailed descriptions of Character Types and Object Descriptions.***

Actual expenditures recorded in the Integrated Financial Accounting System (IFAS) for FY 2019 and FY 2020.

Budget adopted by the Council for FY 2021.

Mayor's Proposed Budget for FY 2022.

CHARACTER/ OBJECT DESCRIPTION	2019 ACTUAL	2020 ACTUAL	2021 ADOPTED	2022 PROPOSED	CHANGE AMOUNT	CHANGE PERCENT
Salaries and Wages						
OTHER PREMIUM PAY	$72,385	$63,177	$50,150	$50,000	-$150	-0.3%
WAGES & SALARIES	$302,191	$304,874	$389,256	$416,544	$27,288	7.0%
Salaries and Wages Total	**$374,576**	**$368,051**	**$439,406**	**$466,544**	**$27,138**	**6.2%**
Operations						
INTERFUND COST RECLASSIFICATION	$13,279	$0	$0	$0	$0	N/A
MATERIALS & SUPPLIES	$18,167	$21,467	$18,200	$18,200		
OTHER COSTS	$120,645	$175,946	$42,400	$67,400	$25,0	
SERVICES	$227,277	$101,213	$72,000	$72,000		
SPECIAL PROJECTS	$0	$0	$600,000	$600,000		
TRAVEL	$23,389	$20,327	$12,380	$12,380		
UTILITIES	$45,570	$42,191	$46,597	$46,597	$0	N/A
Operations Total	**$448,327**	**$361,144**	**$791,577**	**$816,577**	**$25,000**	**3.2%**
Equipment						
MACHINERY & EQUIPMENT	$364,470	$344,594	$0	$0	$0	N/A
Equipment Total	**$364,470**	**$344,594**	**$0**	**$0**	**$0**	**N/A**
Department Total	**$1,187,373**	**$1,073,789**	**$1,230,983**	**$1,283,121**	**$52,138**	**4.2%**

Represent subtotals for each character type.

Total sum of all character types.

Indicates the change in dollars and percent from FY 2021 Adopted to FY 2022 Proposed.

The budget details provide the account type at the object level. The Object Descriptions found within each Character Type are listed in the table below.

Character Type	Object Description[1]
Salaries and Wages	Wages and Salaries, Other Premium Pay and Fringes
Countywide Expenditures	Fringe Benefits and Employee Welfare, Pensions, Other Employee Welfare, Other Costs, Materials and Supplies, and Services
Operations	Materials and Supplies, Services, Utilities, Other Costs, Budgeted Expenditures, Interest Expense, Debt Service, Interfund Cost Reclassification, Non-Operating Expenses, Non-Operating Grant Expenses, Amortization of Debt Expense, Non-Budget Expenditures, and Special Projects
Debt Service	Debt Service, Interest and Issuance Costs and Principal Costs
Transfers Out	Transfers out to General Fund, Special Revenue Funds, Debt Service Fund, Capital Projects Fund, Other Governmental Funds, Proprietary Funds, and Full Accrual Fund
Transfers In	Transfers in to General Fund, Special Revenue Funds, and Other Governmental Funds
Equipment or Capital Outlays	Land, Buildings, Leasehold Improvements, Machinery and Equipment, Lease Purchases, Asset Disposal, Transferred to Fixed Assets, and Capital Improvement Program (CIP) Expenditure

[1] Each object type consists of various sub-object codes. The sub-object code is the county's lowest level of account detail. For a list of sub-object descriptions under each object type, please contact the Budget Office.

Reader's Guide to the Budget

Provides the title of each position.

Provides the E/P count per position title as adopted by County Council for FY 2019, FY 2020, FY 2021; and FY 2022 Proposed.

Indicates the change in E/P count and percentage from FY 2021 Adopted to FY 2022 Proposed.

Equivalent Personnel by Position Title

POSITION TITLE	2019 ADOPTED	2020 ADOPTED	2021 ADOPTED	2022 PROPOSED	CHANGE AMOUNT	CHANGE PERCENT
CD Plans & Operations Officer	1.0	1.0	1.0	1.0	0.0	N/A
CD Staff Specialist III	2.0	2.0	2.0	2.0	0.0	N/A
CD Staff Specialist IV	1.0	1.0	1.0	2.0	1.0	100.0%
Civil Defense District Coordinator	[illegible]	0.0	0.0	0.0	0.0	N/A
Emergency Management Officer	[illegible]	1.0	1.0	1.0	0.0	N/A
Secretary I	[illegible]	1.0	1.0	1.0	0.0	N/A
EM Specialist I	0.0	0.0	1.0	1.0	1.0	N/A
Program Total	**6.8**	**6.00**	**7.00**	**9.00**	**2.0**	**28.6%**

Provides the total E/P count by program for each fiscal year.

NOTE: Position titles are reflective of titles for Fiscal Year 2022. EP counts per title may vary from previous fiscal years due to reallocations.

Continuation Budget Changes (+/- $10,000) from FY 2021 Adopted Budget

EXPLANATION OF BUDGET CHANGES	CHANGE AMOUNT	CHANGE E/P
Salaries and Wages		
WAGES & SALARIES:		
912014A-5101 Regular Wages: Adjustment in salaries due to Bargaining Collective Agreement increase, position filled at a lower level, and increase CD Staff Specialist IV and CD Staff Specialist I to full year salary for expansion positions approved in FY 2021.	$56,976	0.0
Operations		
SERVICES:		
912014B-6132 Professional Services: Deletion of one-time appropriation for consulting fees for plans development.	-$50,000	
OTHER COSTS:		
912064B-6317 County Grant Subsidy: Deletion o[illegible] Council.	-$50,000	
Equipment		
None	$0	

Items are presented by index code along with explanations of changes from FY 2021 Adopted to FY 2022 Proposed, including change in E/P, if any.

NOTE: The total amount of Continuation Budget Changes is purposely omitted since amounts presented include only those that are +/- $10,000 from the FY 2021 Adopted Budget.

Expansion Budget Request from FY 2021 Adopted Budget

A description of the change(s) and additional appropriation amount adopted in the fiscal year, including change in E/P, if any.

Total Expansion Budget in both dollar and E/P amounts, if any, for FY 2022 proposed.

EXPLANATION OF BUDGET CHANGES	CHANGE AMOUNT	CHANGE E/P
Salaries and Wages		
WAGES & SALARIES:		
907014A-5101 Regular Wages: Proposed expansion position in FY 2022 for Tax Clerk.	$23,560	1.0
Operations		
MATERIALS & SUPPLIES:		
907014B-6060 Small Equipment - under $1000: Related operation costs for the proposed expansion position.	$300	
Equipment		
MACHINERY & EQUIPMENT:		
907014C-7042 Office Equipment: Workstation for the proposed expansion position.	$1,500	
TOTAL EXPANSION BUDGET	**$25,360**	**1.0**

List of the grantee or program that will be receiving grant awards **from** the County, also listed as a line item grant in the budget ordinance.

Indicates the actual amount of grant award received by the grantee in FY 2019 and FY 2020

Indicates the amount of grant subsidy appropriated in FY 2021.

Proposed Budget for FY 2022

County Grant Subsidy Detail

Name of Grantee/Program	FY 2019 Actual	FY 2020 Actual	FY 2021 Adopted	FY 2022 Proposed
Small Town Planning	$0	$0	$0	$0
University of Hawaii Sea Grant Coastal Hazards Specialist	$103,992	$103,910	$148,731	$130,601
Wailuku First Friday Events	$0	$0	$0	$0
University of Hawaii Sea Grant Dune Management and Public Shoreline Access Coordinator	N/A	$100,000	$157,000	$104,196
ADA Shoreline Access	N/A	N/A	$0	$0
Transit Oriented Development	N/A	$99,740	$0	$0
Lahaina Restoration Foundation -- Old Pioneer Mill Office Restoration	N/A	$30,000	$0	$0
TOTAL COUNTY GRANT SUBSIDY – ADMINISTRATION & PLANNING PROGRAM	**$103,992**	**$333,650**	**$305,731**	**$234,797**

Provides a description of the grant award program.

County Grant Subsidy Program Description

University of Hawaii Maui College Sea Grant

Grant funding provides 80% of the salary, 35% employee fringe and nominal indirect costs (3.5%) for the University of Hawaii Maui College Sea Grant extension agent on Maui, who essentially works full-time with the Planning Department's shoreline planners and assists with the county's compliance with State Coastal Zone Management Law (Chapter 205A, HRS).

Guidelines to the Capital Project Sheet

Listed below are the terminologies and abbreviations used in capital project sheets. Project sheets provide detailed information about the adopted capital project, its relevance to strategic plans, and financial information.

Each project sheet contains the following components:

Project Name: This is a descriptive name that provides the reader with some basic information about the project.

CBS No.: This is a unique identification number assigned to the project for tracking and Capital Budget System (CBS) purposes.

Department Name: Name of the department responsible for managing the capital project.

District: One of eight community districts within Maui County: Hana, Paia-Haiku, Makawao-Pukalani-Kula, Wailuku-Kahului, Kihei-Makena, West Maui, Lanai, and Molokai. A designation of Countywide indicates the project benefits or is used in more than one district.

Project Type: Maui County has eight different project types:

County of Maui
Fiscal Year 2022-2026 Capital Improvement Program

CBS No: CBS-1117

Project Name: Countywide Parks ADA Improvements
Department: Department of Parks and Recreation
District: Countywide
Project Type: Parks and Recreation
Anticipated Life: 20 Years

Prior Years	Appr	Ensuing	Subsequent Years					Total
Expend/Encb	FY 2021	FY 2022	FY 2023	FY 2024	FY 2025	FY 2026	FY 2027	6-Year
3,898,612	250,000	500,000	4,000,000	4,000,000	4,000,000	4,000,000	4,000,000	20,500,000

PROJECT DESCRIPTION

Planning, design, and construction for accessibility improvements following the Department's Accessibility Transition Plan. (ATP), and DCAB fees.

PROJECT JUSTIFICATION

The implementation of these accessibility improvements is to accomplish compliance with the Department's ATP, which is inclusive of requests for access to sites by person with standing and mandated retroactive code revisions or additions relating to 2010 ADAAG, in a priority order.

STRATEGIC PLAN ALIGNMENT

Department's Strategic Plan	Countywide Priority Results
To respond to the needs of a community by acquiring, developing, and maintaining safe, quality recreational facilities.	A Suitable Public Infrastructure An Efficient, Effective, and Responsive Government A Prepared, Safe, and Livable County A Healthy and Sustainable Community

Operating Impact Narrative

These projects are not anticipated to have any effect on facility operating expenses.

1. **Drainage**: Projects include, but not limited to road drainage, gulch improvements, and drainage master plans.
2. **Government Facilities**: Projects include, but not limited to construction, improvements, renovations, or repairs to facilities such as fire and police stations, youth centers, base yards, historic sites and other general government facilities.
3. **Other Project:** Includes capital projects for the county that are not classified project types and for capital equipment related projects.

4. **Parks and Recreation**: Projects include, but not limited to playing fields and playground construction, gym improvements, swimming pool construction and repair, community center renovations, and court resurfacing.
5. **Road Improvements**: Projects include, but not limited to construction, resurfacing and rehabilitation, safety improvements, bikeways, sidewalks, and bridge repair and maintenance.
6. **Sanitation**: Projects include, but not limited to landfill facility expansion, closure and composting/recycling projects.
7. **Wastewater**: Projects include, but not limited to pump station improvements, facility upgrades and transmission system improvements.
8. **Water Supply**: Projects include, but not limited to construction, repair and maintenance of facilities and infrastructure of water utility systems.

Anticipated Life Cycle: The projected useful life (number of years) of a capital project.

Project Description: Briefly describes the capital project, type, and scope of work that will be done and other relevant information regarding the project.

Project Justification: Justifies need and describes the major benefits or reasons why this project is required. It may include information such as addressing current inadequacies, meeting new and/or increased service demands, benefits to the environment, and health and safety issues.

Strategic Plan Alignment: Identifies the capital project's relevance to the department's strategic plan, the Countywide Priority Results, and the County's General Plan or Island Plans.

Operating Impact Narrative: Defines the project's impact on the annual operating budget for the departments. It includes items such as changes in staffing levels, anticipated expenses for salaries, operations, maintenance, and utility.

Start/End Date: Dates each project phase is anticipated to start and be completed.

Project Phase: Each capital project includes estimated project costs in the following phases:

1. **Acquisition-Land or Building:** Covers all aspects of the project associated with the acquisition of any interest in land or building, in connection with the project, including necessary appraisal.
2. **Planning:** Includes feasibility studies, environmental assessments/impact statements, and permitting.
3. **Design:** Includes topographic surveys, development of plans and specifications, and preparation of cost estimates.
4. **New Construction:** A new construction project is a single undertaking involving construction of one or more facilities. Included in the project are: 1) all work necessary to accomplish a specific purpose and produce a complete and usable new structure; 2) the equipment installed and made part of the facility; and 3) site development.
   - Construction of or site work for a new plant, including erection, installation, or assembly of a new building, structure, or utility system.
   - Any addition, expansion, or extension to a structure that adds to its overall exterior dimensions.

- Complete replacement of a facility that, because of age, hazardous conditions, obsolescence, structural and building safety conditions or other causes, can no longer be used for its designated purpose and is beyond the point of repair or renovation.

5. **Renovations:**
   - Alteration of interior space arrangement and other physical characteristics, such as utilities, so that a structure may be more effectively used for its designated functional purpose.
   - Conversion of interior arrangement and other physical characteristics, such as utilities and fixed equipment installed and made a part of the facility or structure, so that an existing structure may be effectively utilized for a new functional purpose.
   - Renovation of most or all of a facility, structure or an existing mechanical system, to comply with current building code requirements or to modernize for effective use for its designated functional purpose.
   - Restoration of a facility or structure to the maximum extent possible to its former or original state (historic property).
   - Relocation from one site to another of a facility or structure either by moving it intact or by disassembling it and subsequently reassembling it.
   - Major repair to restore a facility, mechanical system, or utility system to a condition that allows it to continue to be appropriately used, including the reprocessing or replacement of parts or materials that have deteriorated by action of the elements or "wear and tear" in use.
6. **Furniture, Fixture, and Equipment:** Equipment is a tangible resource of a permanent or long-term nature used in an operation or activity**.**
7. **Other:** Any additional costs such as construction management services that may be associated with the project, and do not fit one of the preceding categories.

Funding Code: Project funding is identified as sources for capital projects. The source codes on each project sheet indicates the following[2]:

AH	Affordable Housing Fund
BW	Bikeway Fund
GB	General Obligation Bond Fund
GF	General Fund
FD	Federal Funds
HF	Highway Fund
LBF	Lapsed Bond Fund
LF	Liquor Control Fund
OG	Other Grant Funds
PA	Park Assessment Fund
SRF	State Revolving Loan Fund
ST	State Funds
SW	Solid Waste Management Fund
WF	Sewer (Wastewater) Fund
WR	Restricted Water Fund
WU	Unrestricted Water Fund

[2] See Budget and Financial Policies for detailed fund descriptions and uses.

Introduction

Mayor's Proposed Budget
FY 2022

This page has been intentionally left blank.

The Strategic Vision of the County of Maui was developed with the unique needs of residents and visitors of Maui, Molokai and Lanai in mind. Maui County government works for the public by providing outstanding customer service and anticipating future needs as detailed in the Maui County General Plan, Countywide Policy Plan, Maui Island Plan and Community Plans.

Countywide outcomes comprise a five-part strategic vision, including: **an affordable, healthy, and thriving community; a strong, diversified economy; an environmentally responsible and sustainable community; well-planned public infrastructure; and a prepared, safe, and livable County.**

The Revised Charter of the County of Maui (1983), as amended, establishes the structure and organization of Maui County government. It is a constitutional document, drafted in accordance with the will of the people, which defines local government responsibilities. The Charter is available at www.mauicounty.gov/charter.

Pursuant to Section 3-9 of the Charter, the policy of the County is "to promote economy, efficiency and improved service in the transaction of the public business in the legislative and executive branches of the County by:

1. Limiting expenditures to the lowest amount consistent with the efficient performance of essential services, activities, and functions.
2. Eliminating duplication and overlapping of services, activities, and functions.
3. Consolidating services, activities, and functions of a similar nature.
4. Abolishing services, activities, and functions not necessary to the efficient conduct of government."

The Countywide Policy Plan, adopted by Ordinance 3732 (2010), provides broad goals, objectives, policies, and implementing actions to guide the course of the County's future. It includes, in part, identification of guiding principles and a list of countywide goals, objectives, policies, and implementing actions related to the following core themes:

- Protect the natural environment
- Preserve local cultures and traditions
- Improve education
- Strengthen social and healthcare services
- Expand housing opportunities for residents
- Strengthen the local economy
- Improve parks and public facilities
- Diversify transportation options
- Improve physical infrastructure
- Promote sustainable land use and growth management
- Strive for good governance

The Countywide Policy Plan provided the policy framework for the development of the Maui Island Plan adopted December 28, 2012, and guidance for Community Plans, as updated after 2010. The Countywide Policy Plan is available at www.mauicounty.gov/index.aspx?NID=420.

The development of each Department's vision and mission stems from the Charter, Countywide Policy Plan, and five-part Strategic Vision. The goals, objectives and strategies of each program help the County achieve the desired outcomes.

An Affordable, Healthy, and Thriving Community

Collaborative efforts and innovative planning continue to lead to action and progress in addressing Maui's lack of attainable housing for working families. Additionally, the Administration prioritizes the need for quality recreational opportunities to support a healthy and thriving community. Building, rehabilitating, and maintaining facilities for programs for our youth and seniors are a top priority.

Related Department/Program Goals:

- Supporting responsible development of attainable housing
- Improving parks and public facilities
- Supporting programs for youth, including recreational facilities
- Supporting transit-oriented development and responsible, sustainable planning

A Strong, Diversified Economy

Maui County's main economic engine is tourism and we continue ongoing efforts in managing its growth and impacts. The County supports diversifying the economy through supporting existing businesses and being innovative in a global, hyper-connected global community. Due to the COVID-19 pandemic, it was realized that although tourism is still a major economic driver in our County, we are well aware that we must dilute and shift the focus to other economic sectors, such as technology and agriculture.

Related Department/Program Goals:

- Fostering job creation within Maui County through new and expanding businesses, especially local businesses
- Supporting innovative and technology-related industries
- Prioritizing growth in the agricultural sector

An Environmentally Responsible & Sustainable Community

Mayor Victorino's vision guides stewardship of Maui County for our residents and visitors – and for future generations to come. Protecting our environment and planning for a sustainable future promotes and health and well-being of residents and the economy.

Related Department/Program Goals:

- Committing to energy efficiency and renewable energy
- Maximizing use of County-owned lands through effective land management
- Supporting climate action, sustainability, and resiliency action plans and related efforts

Well-planned Public Infrastructure
Infrastructure owned and/or managed by the County must be built and maintained to effectively serve future generations. Systems such as water, sewer and drainage, roadways, government facilities, parks, and other facilities must be planned, rehabilitated, and maintained with long-term usage in mind. The Administration effectively prioritizes infrastructure improvements to be forward-thinking and fiscally responsible.

Related Department/Program Goals:

- Economically producing the highest quality potable water that meets or exceeds all State and Federal water quality standards in sufficient quantity to meet the needs of the customers
- Operating and maintaining infrastructure in an efficient manner to ensure maximum useful life
- Ensuring facilities and systems meet future needs

A Prepared, Safe, and Livable County
The County has committed to being "prepared, safe, and livable." Hardworking leadership and employees, including public works, police, fire, and emergency management, continue to uphold this commitment. Whether it is responding to a natural disaster, creating policies and plans for the future, or providing guidance and information to the public, Maui County is committed to ensuring the safety and well-being of its citizens.

Related Department/Program Goals:

- Enhancing the County's response capacity and capabilities
- Supporting traffic safety and Vision-Zero efforts
- Reducing crime and increasing public safety through prevention methods
- Maintaining and enhancing safety in County beach parks and coastal waters

This page has been intentionally left blank.

The Government Finance Officers Association ("GFOA") states that long-term financial planning is used to identify future financial challenges and opportunities through financial forecasting and analysis, and then, based on that information, to devise strategies to achieve financial sustainability.

The County utilizes portions of GFOA's budgeting for outcomes ("BFO") method to fully integrate budgets and programs. BFO communicates why county government departments exist, what work is performed and how well, and the amount of resources that are devoted to services. During preparation of this budget, departments first performed analysis of the efficiency and effectiveness of their operations, to strengthen subsequent budgetary decision-making. Guided by BFO, the Administration continuously works with departments to enhance strategic plans, key activities, goals and measures. Allocating resources based on what was done in the past is not adequate justification for budgetary decisions; these decisions must be fully aligned with forward-looking, strategic direction.

In consideration of the County's current and future needs, strategic and long-range plans continue to be reviewed, modified and developed. Many factors are evaluated in development of the long-range plans, including revenue forecasting, historical trends, economic growth, inflationary factors, debt levels and cost, aging infrastructure replacement and community needs.

The County has a history of being financially sound with a price of government lower than many comparable municipalities. In an effort to maintain financial stability in times of natural, man-made or economic emergencies, an Emergency Fund has been diligently funded. In 2012, a policy was established to increase the Emergency Fund to 20% of General Fund operating expenditures as a part of a prudent reserve strategy. This is based on the Government Finance Officers Association's best practice recommendation to have at least 2 months' worth of funds available in reserves. The County continues to approach this goal through prudent management of our fiscal resources and annual appropriations, including $6.5 million in Fiscal Year ("FY") 2020, $6.0 million in FY 2021, and $3.0 million in FY 2022 as proposed by the Mayor.

The County's recent bond ratings from Moody's, Standard, & Poor's and Fitch of Aa1/AA+/AA+ also reflect the prudent financial plan. The plan requires a review of economic conditions and forecasts, which guides the Administration in its decision-making process. The County's long-term financial plan is detailed further on the following pages.

Long Term Financial Plan Outline:

1. ***To optimize cash flow***
   A. Short Term
      i. Plan for and obtain funds (revenue includes taxes, fees, grant, etc.) in a fair and timely manner.
      ii. Manage the use of funds (operating expenditures) through internal control policies and procedures.
   B. Long Term
      i. Provide policies for managing revenues and maximizing credit.
      ii. Understand and account for the effect of new capital improvements on the operating budget and debt.
   C. Minimize general fund subsidies to special revenues and enterprise funds.
   D. Maximize funding leverage through grants.

Long Term Financial Plan Outline (cont'd):

2. ***To provide sound general management***
   A. Maximize the organization's value.
   B. Maintain an optimal organization size.
   C. Maintain optimal growth of the organization.
   D. Operate efficiently and effectively.
   E. Balance risk and reward.

3. ***To assure a sound reporting system***
   A. Maintain good internal controls.
   B. Provide timely accounting reports including the audited Comprehensive Annual Financial Report.
   C. Ensure the financial management personnel are technically trained and qualified.

4. ***To manage assets and liabilities***
   A. Be conservative in all projections of revenues so that slight changes in these estimates will not trigger budgetary emergencies.
   B. Present a budget in which recurring operating costs are within recurring revenues.
   C. Present a budget in which debt service is fully funded.
   D. Develop and update a six-year capital improvement program on an annual basis.
   E. Integrate planning of capital improvements and debt structure.
   F. Coordinate operating costs associated with new capital improvements and the development of the operating budget.
   G. Forecast future operating costs associated with new capital improvements to show their impact on future operating budgets.

Revenue Forecast

The Department of Finance and the Budget Office work to provide limited scope forecasts for certain revenue streams. Information provided is meant to assist in reviewing historical data in relation to possible trends in revenue. These forecasts are estimates and are subject to variation and change. These and other forecasts are used for long-range financial planning. Real property assessment gross assessed value and property tax revenue forecasts are provided by the County's Real Property Assessment (RPA) Division of the Department of Finance.

The Mayor's Proposed FY 2022 estimated revenues took upon a conservative approach by factoring historical trends, economic indicators and forecasts. Current economic forecasts by the federal government and economists project that the U.S. economy is recovering "rapidly" to level pre-COVID-19 pandemic. Fiscal Year 2021 estimated revenues as revised and Fiscal Year 2022 proposed revenues were used as base for projecting FY 2023 - FY 2027 revenues. Forecasted revenues (except for Real Property Tax) for FY 2023 - FY 2027 were calculated using Excel's FORECAST function and do not factor any economic indicators. The FORECAST function calculates future value predictions using exponential smoothing, which is based on smoothing past data trends. This algorithm performs smoothing by detecting seasonality patterns and confidence intervals. The confidence interval used is 95%, which means that 95% of the future values will be in the specified range. The range is calculated using normal distribution.

Real Property Tax

The data below was derived using Real Property Assessment (RPA) gross assessed values from fiscal years 1986-2022. Years 2023-2030 were derived using a linear regression. Based on the historical data and Figure 1-2 below, parcel count is expected to increase 12.6% from 2021 to 2030, or 1.4% per year and gross assessed values are expected to increase 20.2% from 2021 to 2030, or 2.22% per year.

Figure 1-2

Figure 1-3

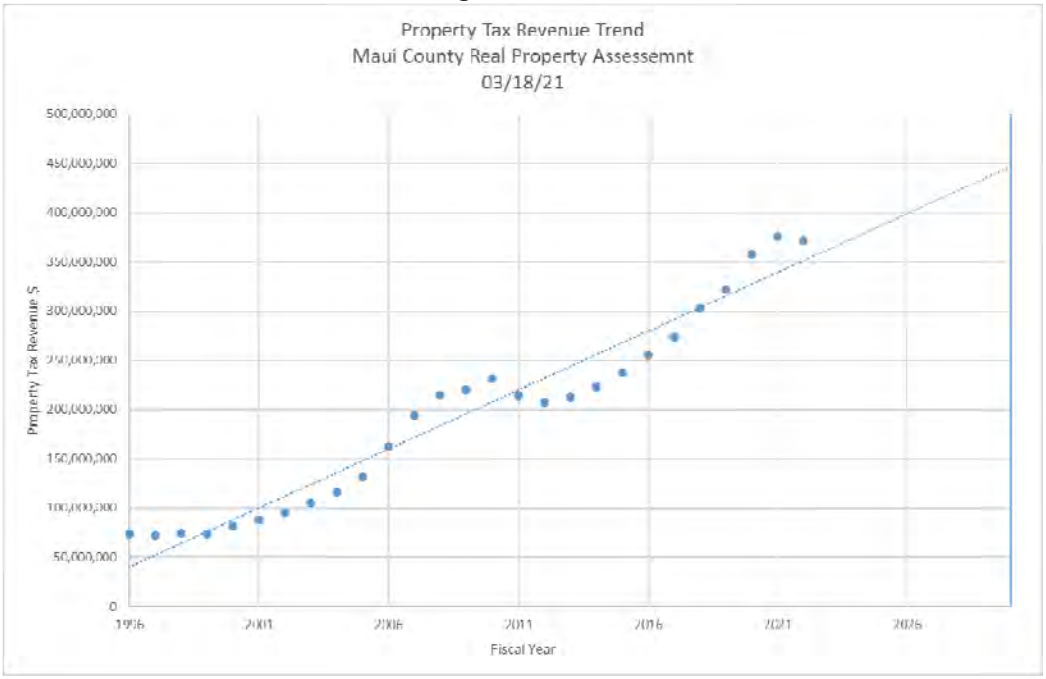

Data was derived using RPA revenues from fiscal years 1996-2022. Years 2023-2030 were derived using linear regression. Figure 1-3, gross assessed values are expected to increase by 20.3% from 2022 to 2030, or 2.5% per year.

Transient Accommodations Tax

Figure 1-4

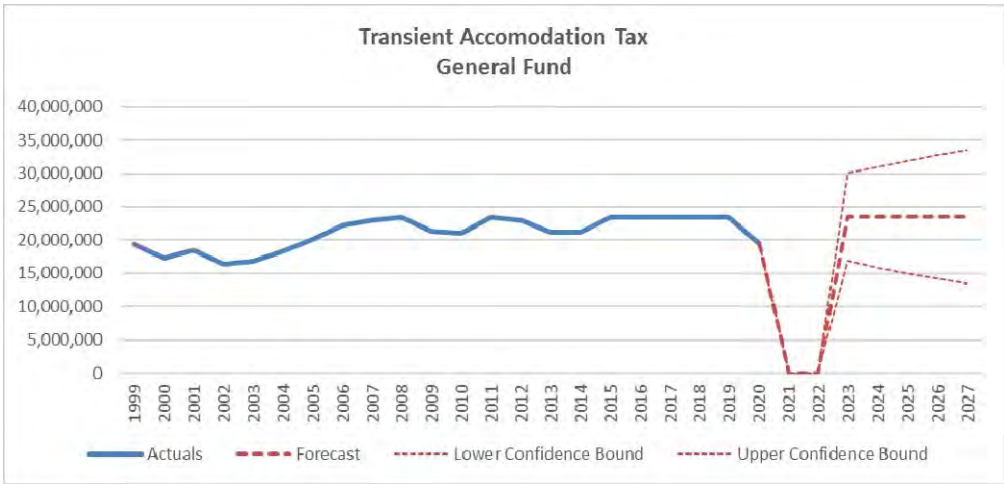

The Transient Accommodation Tax (TAT) is charged and collected by the state on transient accommodations like hotels. Through legislation, the state has capped the portion of the tax provided to the counties at $103 million. Maui County receives 22.8% or $23.4 million. The County does not anticipate any future growth in this revenue unless the legislation changes. In response to the COVID-19 pandemic, Governor Ige's Emergency Proclamation issued in March 2020 suspended section 237D-6.5(b) of the Hawaii Revised Statutes relating to the distribution of the TAT. In FY 2020, the County realized a shortfall in TAT revenues by 16.7% and did not anticipate any revenues from this funding source in FY 2021. Although tourism activities in the Maui County show some signs of economic recovery, the Mayor's Proposed TAT Revenues for FY 2022 is estimated at zero, as there have been no indication that Governor Ige's COVID-19 emergency proclamation will be cancelled in the near-term.

Public Service Tax

Figure 1-5

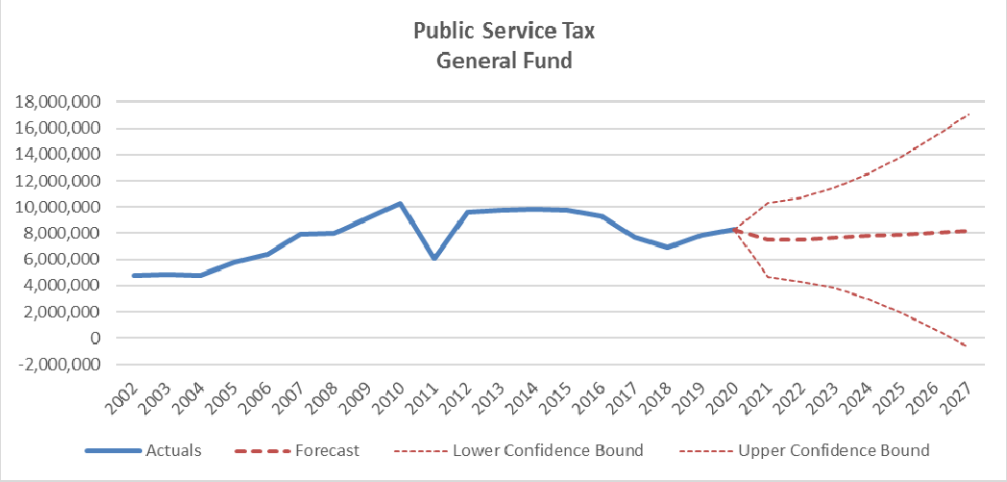

The counties within the State of Hawaii receive a portion of the public service company tax levied on public service ulitilities operating within the county in lieu of assessing real property tax. During the 2011 U.S. and global stock markets crash, revenues declined sharply but immediately rebounded in 2012 and flattened in the next two years. In 2017, a sharp decline in revenues

derived from this tax was experienced by 17.3% from prior year, due to the increased number of rooftop solar permits issued. Then, rebounded in 2019 but not at the level pre-2017. The revenues collected in FY 2020 was an additional increase of 5.9% from the 12.4% growth seen in FY 2019. The long-term FORECAST model shows continuous year-over-year growth at an average rate of 1.8%.

Fuel Tax

County fuel tax is a levy on gas, diesel, ethanol, methanol, liquid petroleum, and bio-diesel. In 2006, the revenues peaked due to increase in fuel consumption. Since then, as shown in Figure 1-6, actual revenue has declined slightly at an average rate of 1.5%. Then, it bounced back in 2016 and continued to increase at an average rate of 11.1% from 2016-2019. In FY 2020, revenues collected from fuel tax declined by 3.6% from 2019. The proposed increase in revenue for FY 2022 is based on the U.S. Energy Information Administration's (EIA) forecasted increase in fuel consumption. The FORECAST model for fuel tax revenues beyond FY 2022 shows an annual steady growth, at an average rate of 2.3%. The FORECAST model does consider EIA's outlook on fuel prices and consumption.

Figure 1-6

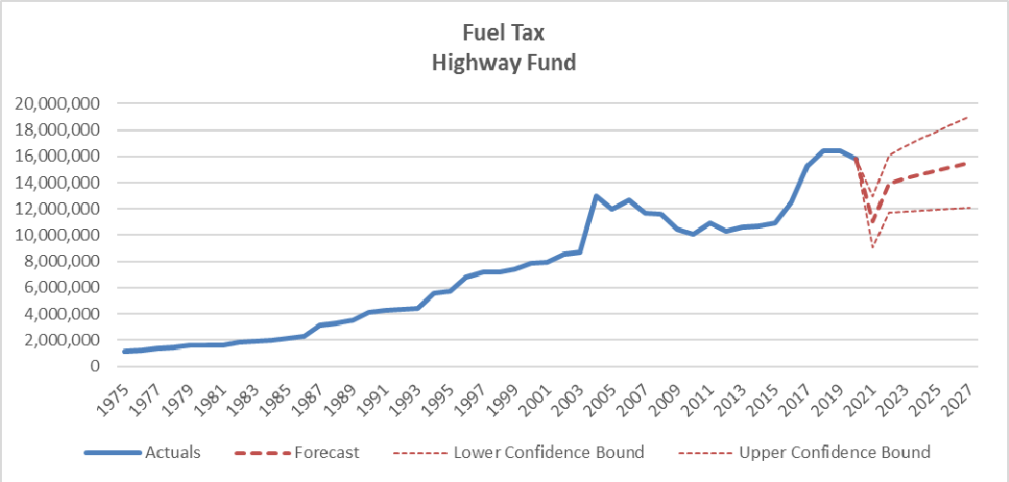

Franchise Tax

For the exclusive ability to provide electricity to the public, a franchise tax of 2.5% of the gross receipts of the electric company for Maui County, is imposed by HRS 240. Gross receipts include fuel surcharges on electricity bills and with a decrease in fuel prices in 2016, revenues have correspondingly decreased the following year. Revenue from the franchise tax is expected to rebound in 2022 and stable increase year-over-year at an average rate of 2.4%. This is due to the expected steady growth of electricity generation from natural gas-fired power plants and the continued rise of electricity generation from renewable energy sources. The tax rate has not changed since 1985.

Figure 1-7

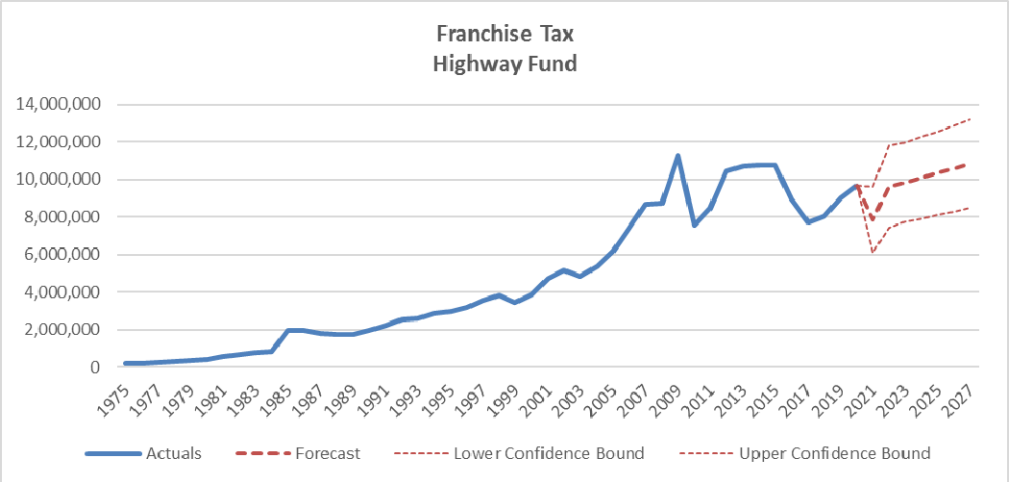

Sewer, Cesspool, Septic and Reclaim Fees

The sewer fund revenue is made up of fees charged to customers connected to the county's sewer system, fees for users of reclaimed water and other fees related to septic system and cesspool pumping. The increase in revenue is related to an increase in customers and an increase in rates. For FY 2022, the proposed increased revenue is based on a 3.0% rate increase and anticipated growth in consumption. The FORECAST model shows a relative growth in 2023 and beyond, at an average rate of 2.5%.

Figure 1-8

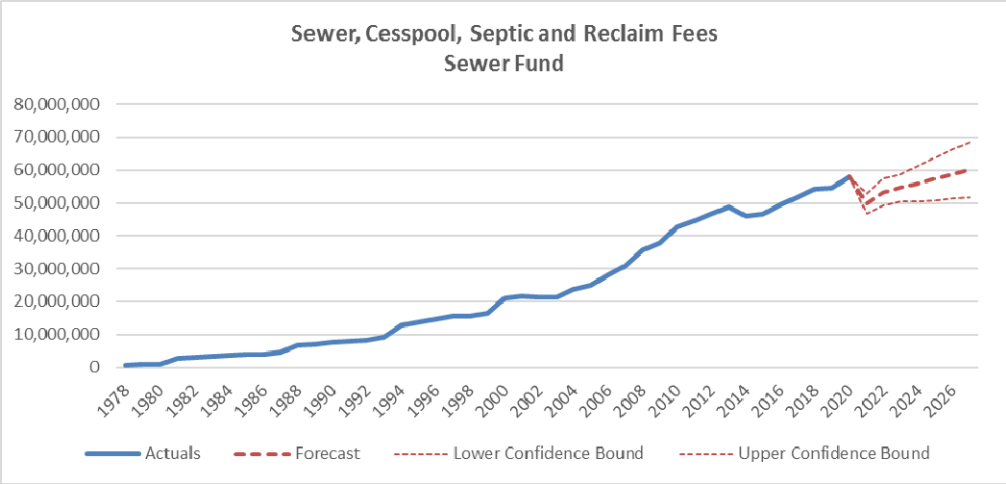

Refuse Collection and Landfill Tipping Fees

Majority of the revenue in the solid waste fund comes from landfill tipping and related fees and residential refuse collection accounts. Historically, the fees collected were insufficient to pay for the operations of the solid waste division and are supplemented by General Funds. In FY 2021, the Council implemented a $1 increase to both refuse collection and landfill tipping fees in the adopted budget. The increase had a minimal effect to the overall revenues collected in the Solid Waste Fund. As the COVID-19 pandemic continues, estimated revenues for FY 2021 as revised is showing slightly lower than budgeted revenues because of reduced tonnage collected at the County Landfills and closure, or delinquent, residential refuse accounts. However, FY 2022 is projected to bounce back similar to 2019 and 2020 levels, an increase of 22.0% from revised FY 2021 forecast. The FORECAST model projects that the refuse collection and landfill tipping fees' long-term revenues will increase year-over-year at an average of 5.10%.

Figure 1-9

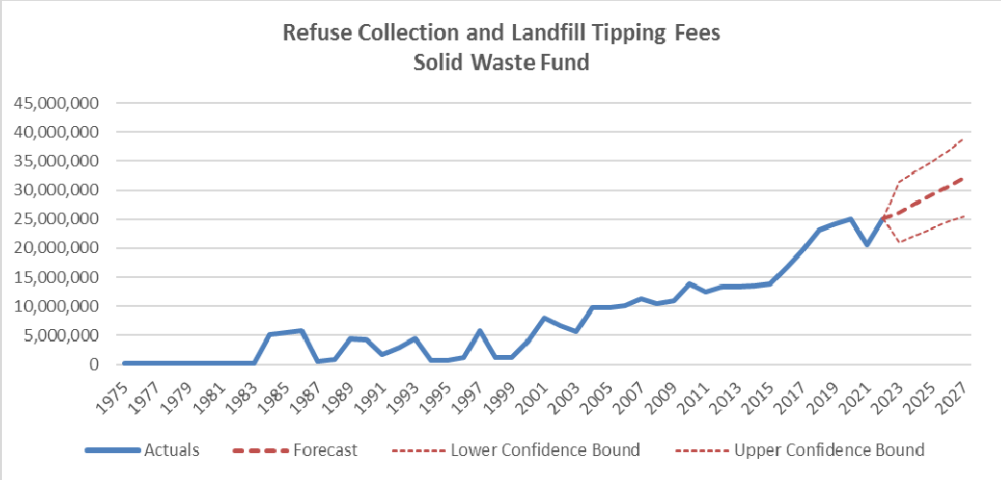

Water Service Fees

The majority of water service fees are generated by charging the county's water department customers based on their use. In FY 2020, revenues collected for the water service fees peaked at $67.3 million, which is an increase of 5.4% from prior year despite the economic downturn due to COVID-19 pandemic. This is a relatively strong indicator that revenues from water services fees is not solely tied to economic activities. The FY 2022 estimated revenues as proposed by Mayor do not include any rate increase for water service fees. The FORECAST model shows a year-over-year growth in FY 2023 and beyond, at an average rate of 3.2%.

Figure 1-10

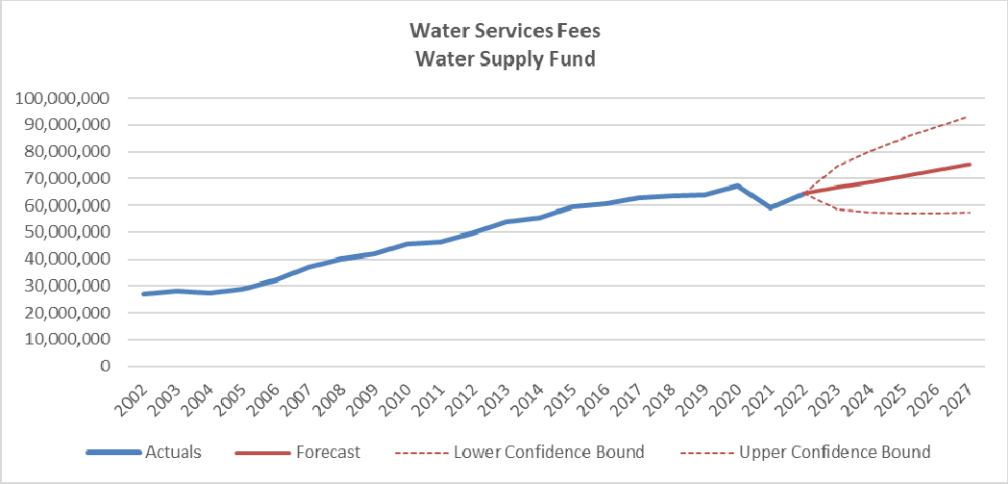

This page has been intentionally left blank.

MICHAEL P. VICTORINO
MAYOR

SANANDA BAZ
Managing Director

JOSIAH NISHITA
Deputy Managing Director

TYSON MIYAKE
Chief of Staff

MICHELE YOSHIMURA
Budget Director

JOANN INAMASU
Economic Development Director

JOSEPH PONTANILLA
CDBG Coordinator

BRIAN PERRY
Communications Director

HERMAN ANDAYA
Emergency Management Officer

Department of the Corporation Counsel

MOANA LUTEY
Corporation Counsel

RICHELLE THOMSON
First Deputy

Department of Environmental Management

ERIC NAKAGAWA
Director

SHAYNE AGAWA
Deputy Director

Department of Finance

SCOTT TERUYA
Director

MAY-ANNE ALIBIN
Deputy Director

Department of Fire and Public Safety

DAVID THYNE
Fire Chief

BRADFORD VENTURA
Deputy Fire Chief

Department of Housing and Human Concerns

LORI TSUHAKO
Director

LINDA MUNSELL
Deputy Director

Department of Liquor Control

LAYNE SILVA
Director

JARRETT KAHOʻOHANOHANO
Deputy Director

Department of Parks and Recreation

KARLA PETERS
Director

MARY KIELTY
Deputy Director

Department of Personnel Services

DAVID UNDERWOOD
Director

CYNTHIA RAZO-PORTER
Deputy Director

Department of Planning

MICHELE McLEAN
Director

JORDAN HART
Deputy Director

Department of Police

TIVOLI FAAUMU
Police Chief

DEAN RICKARD
Deputy Police Chief

Department of the Prosecuting Attorney

ANDREW MARTIN
Prosecutor

MICHAEL KAGAMI
First Deputy

Department of Public Works

ROWENA DAGDAG-ANDAYA
Director

JORDAN MOLINA
Deputy Director

Department of Transportation

MARC TAKAMORI
Director

MICHAEL DuPONT
Deputy Director

Department of Water Supply

JEFFREY PEARSON
Director

HELENE KAU
Deputy Director

ALICE L. LEE
COUNCIL CHAIR
WAILUKU DISTRICT

KEANI N. W. RAWLINS-FERNANDEZ
VICE CHAIR
MOLOKAI DISTRICT

TASHA KAMA
PRESIDING OFFICER PRO TEMPORE
KAHULUI DISTRICT

GABE JOHNSON
COUNCILMEMBER
LANAI DISTRICT

KELLY T. KING
COUNCILMEMBER
SOUTH MAUI DISTRICT

MICHAEL J. MOLINA
COUNCILMEMBER
MAKAWAO-PAIA-HAIKU DISTRICT

TAMARA PALTIN
COUNCILMEMBER
WEST MAUI DISTRICT

SHANE M. SINENCI
COUNCILMEMBER
EAST MAUI DISTRICT

YUKI LEI K. SUGIMURA
COUNCILMEMBER
PUKALANI-KULA-ULUPALAKUA DISTRICT

OFFICE OF COUNCIL SERVICES
Traci N.T. Fujita, Director
David Raatz, Supervising Legislative Attorney

OFFICE OF THE COUNTY AUDITOR
Lance Taguchi, County Auditor

OFFICE OF THE COUNTY CLERK
Kathy Kaohu, County Clerk
James Krueger, Deputy County Clerk

County Organization Chart

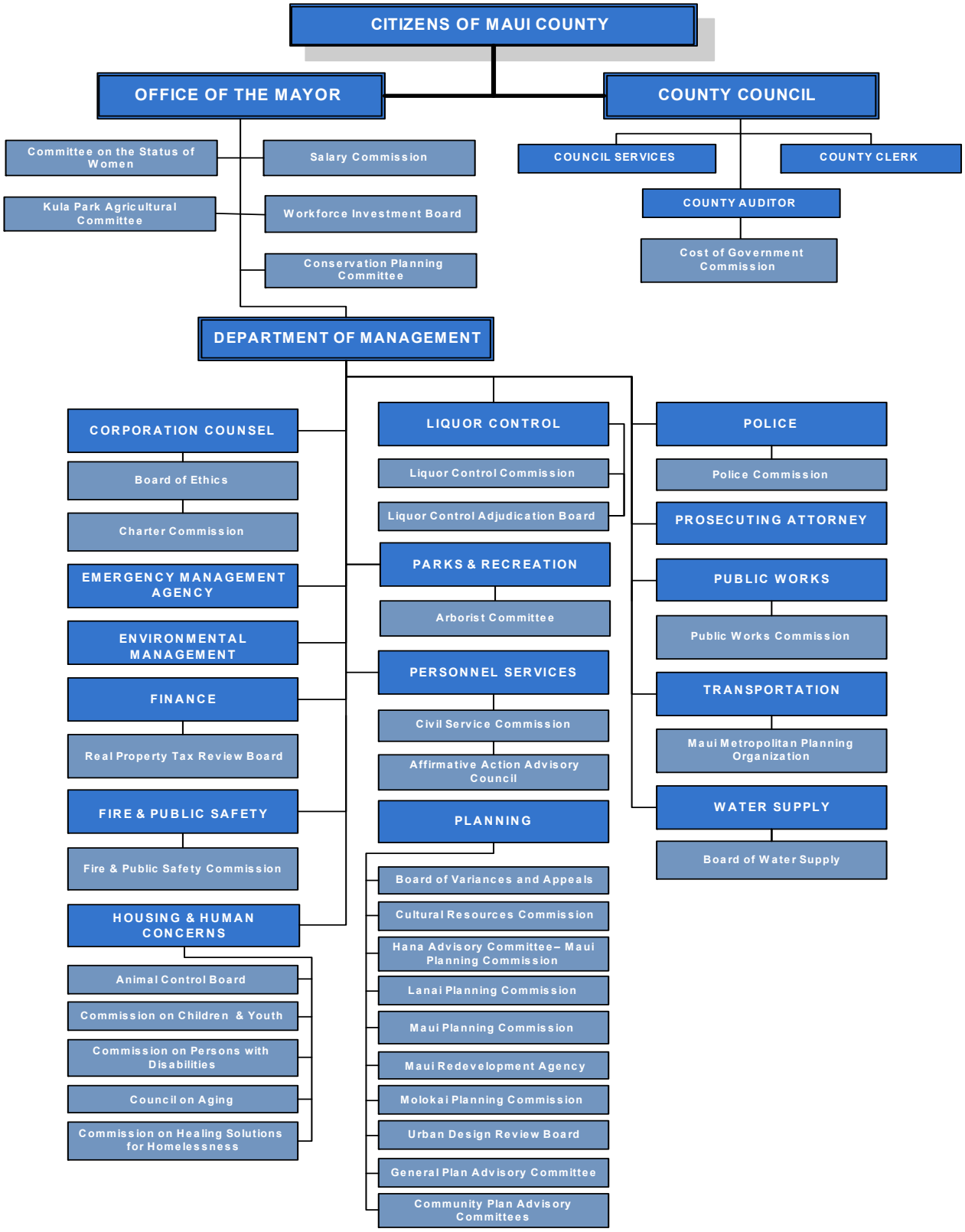

This page has been intentionally left blank.

COUNTY OF MAUI
Figure 1-11

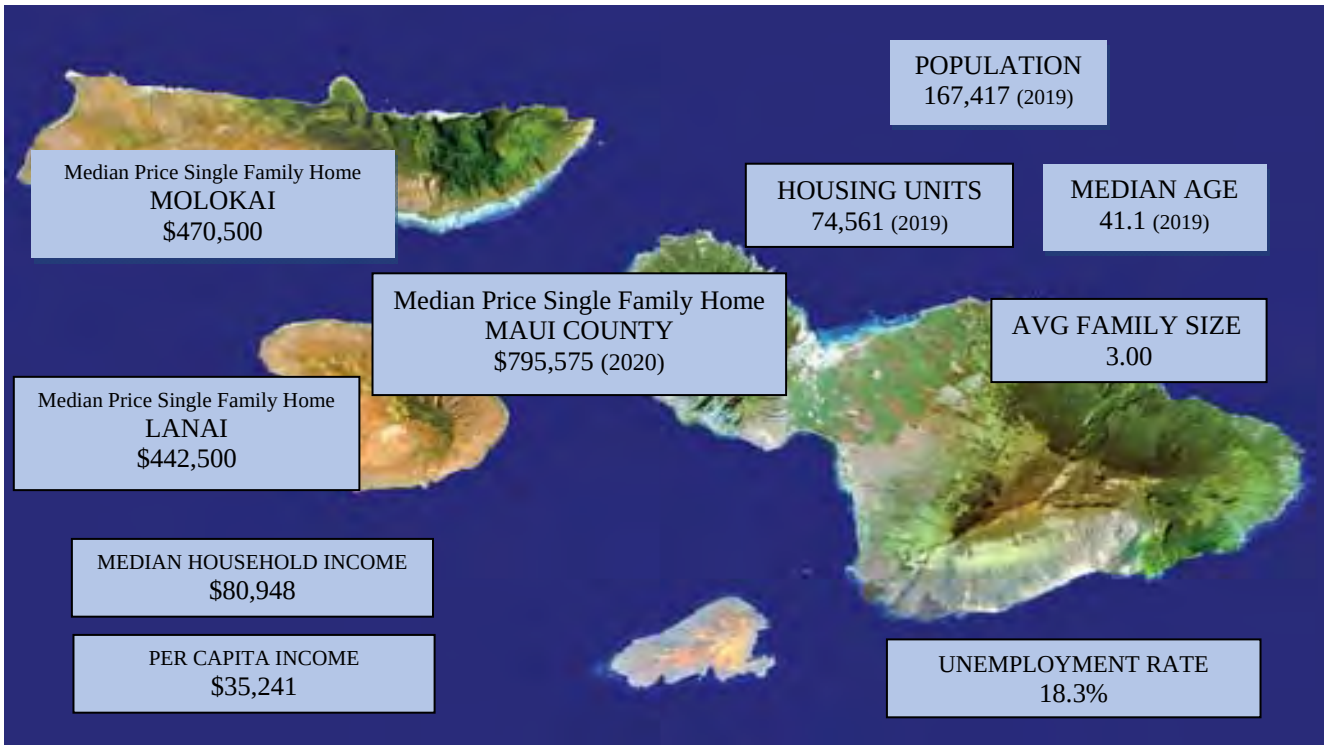

Demographic Characteristics Sources: U.S. Census Bureau; State of Hawaii Dept. of Labor & Industrial Relations; Realtors Association of Maui, Inc. (Median home prices, Dec. 2020 YTD); County Map Source: Arc GIS

GEOGRAPHY

The County of Maui is the second largest county by land area in the State of Hawaiʻi. It consists of four main islands: Maui, Molokaʻi, Lanaʻi, and Kahoʻolawe. The combined area of these islands is 1,171 square miles, including over 9 square miles of inland water. The island of Maui is the largest, with 734.5 square miles. The islands have a total coastline of 210 statute miles.

The island of Kahoʻolawe is uninhabited and was transferred from the Federal Government in 1994. The island was previously used as a military practice site and restoration efforts for a cultural reserve are ongoing.

The island of Maui, known as the "Valley Isle," is 48 miles long, 26 miles wide and has a land area of 735 square miles. It is the economic center and home to a large portion of the County's residents and businesses. The town of Wailuku is the seat of County government and the contiguous town of Kahului is the primary commercial center.

The island of Lanaʻi was known for many years for pineapple production on most of its 141 square miles, however, cultivation of the crop has since been phased out. Currently, 98 percent of the land on Lanaʻi is owned by a single land owner.

The island of Molokaʻi is the fifth largest island and includes 263 square miles. Kalawao County, or the portion of the island of Molokaʻi known as Kalaupapa, is managed by the State of Hawaii.

GOVERNMENT

Uniquely, counties in the State of Hawaiʻi are legally established by the State Constitution and there are no subordinate or separate municipal entities. The State government administers the school system, airports, harbors, hospitals, judicial system, and the state highway system. Most non-federal taxes are administered and collected by the State of Hawaiʻi. Major sources of state revenue include corporate and personal income taxes, the General Excise Tax ("GET"), and the Transient Accommodations Tax ("TAT"). The Counties exercise exclusive authority over Real Property Tax ("RPT").

Maui County is governed by the Revised Charter of the County of Maui (1983), as amended. The Charter was originally adopted by the electorate in September 1967. Like the other counties in Hawaiʻi, the County of Maui operates under the Mayor-County Council form of government. All elections for county office are non-partisan, at-large elections.

Beginning March 2021, the Charter Commission, composed of eleven members, will convene to study and review the operation of the government of the County and may propose amendments to the County Charter. This commission convenes every 10 years and its members are selected by the Mayor and County Council.

The County of Maui is responsible for a broad range of services including public safety (including police and fire services), sanitation, social services, culture and recreation, transportation, planning and zoning, and the construction and maintenance of streets and highways.

The executive branch of the County is headed by the Mayor, who is elected for a four-year term. As the chief executive officer of the County, the Mayor is responsible for appointing heads of the 11 executive County Departments, subject to confirmation by the County Council. The respective Commissions are responsible for appointing the head of the Department of Personnel Services, Fire and Public Safety, Police, and Liquor Control. The Mayor establishes and directs management and strategic planning guidelines for the Departments and serves as a liaison between the County Council, Departments, and agencies.

The legislative branch is comprised of nine County Council members who serve two-year terms. As the policy-making body, the County Council appoints the County Clerk, County Auditor, and staff of the Office of Council Services. Each of the nine council members have residency requirements, one each from Lanaʻi and Molokaʻi, and one from seven districts, including East Maui, West Maui, Wailuku-Waihee-Waikapu, Kahului, Makawao-Haiku-Paia, South Maui and Upcountry (Pukalani-Kula-Ulupalakua). The Council legislates taxes, rates, fees, assessments, borrowing, and appropriations for County purposes by ordinance (County budget).

Figure 1-12

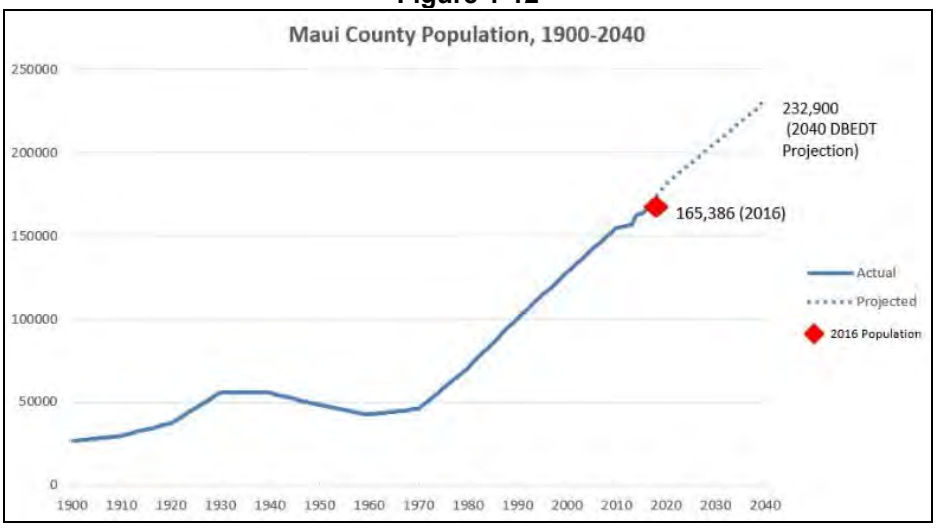

GENERAL ECONOMIC BACKGROUND

For more than a century, dating back to the mid-1800s, large-scale plantation agriculture – sugarcane, together with pineapple starting in the 1920s – dominated the economy of Maui County. Shortly after Hawai‘i became the 50th State in 1959, the first Boeing 707 jet landed in Honolulu, signaling the advent of large-scale tourism and resort development. In the early 1960s, Ka‘anapali in West Maui was developed as the first premier, master-planned resort in the State and tourism began to supplant agriculture as the dominant economic force in the islands. With development and the influx of supporting industries and services, the County’s population grew from 42,000 in 1960 to 70,000 by 1980, 128,000 by 2000, and to 167,417 by 2019.

By the 1980s, Maui’s traditional agricultural economic driver was in serious decline as falling global prices, the high cost of equipment and labor, and periodic droughts adversely affected sugar profitability.

Business and community leaders and elected officials recognized the need to diversify the economy in order to minimize the uncertainties of external economic conditions and events. A direct outcome was the founding of the Maui Economic Development Board (MEDB), charged with a mission of broadening the economic base of the County and encouraging a wider spectrum of economic opportunities for residents.

As the COVID-19 pandemic continues to impact Maui County’s economy, the need to diversify the economy has become a more pressing goal. Support of our small businesses, agriculture industry, health and wellness sector, and the high technology industry continue through various programs. Entrepreneurial workshops offer assistance to individuals striving to start their own business. This is accomplished through partnerships in the community. Strengthening our workforce is a key element in supporting these sectors during these trying times.

JOBS

The percent of individuals unemployed in Maui County was 2.6% in 2019, remaining consistent with unemployment numbers from 2017 (2.6%) and a slight uptick from 2018 (2.4%). These are the lowest unemployment numbers in the County since 2006. Just a year later, the unemployment rate for Maui County fluctuated from over 30% (during the shut-down) to 16.3% in November of 2020. Maui County now has the highest unemployment rate in the United States.

Per capita income in Maui decreased over 12 months, from $47,226 in 2018 to $35,241 in 2019. Median household income had a slight increase of 3% from $80,241 in 2019 to $82,641 in 2020. These figures indicate mixed purchasing power statistics for Maui County residents.

Over the 2019-2020 period, jobs in the statewide non-agricultural private sector showed a decrease of 11.0% percent with over 8,800 jobs lost from April of 2020 to December of 2020 due to the COVID-19 pandemic. Visitor arrivals had a decrease of 68% from December of 2019 to December of 2020.

Detailed information on current trends can be found in the Maui County Office of Economic Development Economic Indicators Reports in partnership with the Hawaii Business Research Library. Per Capita Income was retrieved from QuickFacts, Maui County, from the U.S. Census Bureau.

Through efforts to match unemployed individuals with jobs and new career paths, the Workforce Innovation and Opportunity Act Grant Funding (WIOA), the USDOL Disaster and Employment Grant Funding, and the additional support from our partnerships at the Maui American Job Center, unemployed individuals may receive assessments, individual career planning, formal education and training, transitional employment, subsidized and unsubsidized work experience, support services, and on-the-job training opportunities. The Maui American Job Center will be relocated to the Maui County Service Center and also offers a variety of virtual tools including its websites; mauiamericanjobcenter.com and mauicountyvirtualjobfair.com.

ECONOMIC OVERVIEW

As counties throughout the State mitigate the effects of the COVID-19 pandemic, it continues to impact our local communities and the economy. The sharp decrease in Maui County's top economic driver, the visitor industry, has had a devastating ripple effect as tens of thousands of jobs have been lost. The slowdown in the visitor industry had a widespread effect throughout the County, including agriculture, ranching, retail, restaurant, and recreational activities. Many of these businesses endured the slowdown with much needed assistance from the government. Maui County is facing complex decisions in which protecting the health of our residents must be balanced with the health of our economy.

The County is taking the opportunity to work with the State and Federal governments on programs to support these sectors and the community as a whole. New partnerships have been established and others nurtured for the betterment of our economy. The Maui Nui Destination Management Action Plan has been developed by the Hawaii Tourism Authority, the County of Maui, and community stakeholders to best manage our visitor industry for our three islands that comprise Maui County. Posed with opportunities as we look to refocus on our priorities for our future.

Figure 1-13
Principal Private Employers in Maui County

EMPLOYERS, MAUI

RANKED BY NUMBER OF EMPLOYEES AS OF DEC. 31, 2019

	Business Name / 2019 Rank (* did not previously rank) Website	Address Phone	Year Est. in Hawaii	Employees	Top Local Executive(s)
1	Grand Wailea, A Waldorf Astoria Resort ① grandwailea.com	3850 Wailea Alanui Wailea, HI 96753 808-875-1234	1991	1,621	Marco Marini, General Manager
2	Maui Memorial Medical Center ② mauihealth.org	221 Mahalani St. Wailuku, HI 96793 808-244-9056	1884	1,379	Michael Rembis, CEO, Maui Health
3	Four Seasons Resort Maui at Wailea ③ fourseasons.com/maui	3900 Wailea Alanui Wailea, HI 96753 808-874-8000	1990	1,000	Marc Bromley, General Manager marc.bromley@fourseasons.com
4	Four Seasons Resort Lanai ⑦ fourseasons.com/koele	1 Keomoku Hwy. Lanai City, HI 96763 808-565-4000	2006	850	Alastair McAlpine, General Manager
5	The Ritz-Carlton, Kapalua ⑥ ritzcarlton.com/kapalua	1 Ritz-Carlton Dr. Kapalua, HI 96761 808-669-6200	1992	640	Andrew Rogers, General Manager andrew.rogers@ritzcarlton.com Kevin Peterson, Hotel Manager
6	Kamehameha Schools Maui ⑨ ksbe.edu/campus_education/campuses/maui_campus/	270 Aapueo Pkwy. Pukalani, HI 96768 808-572-3100	1996	493	Scott Parker, Head of School scparker@ksbe.edu
7	Hale Makua Health Services ⑫ halemakua.org	472 Kaulana St. Kahului, HI 96732 808-877-2761	1946	475	Wesley Lo, CEO wesl@halemakua.org
8	Kaiser Foundation Health Plan ⑬ kp.org	711 Kapiolani Blvd. Honolulu, HI 96813 808-432-0000	1958	434	Ron Vance, Regional President
9	Maui Brewing Co. ⊛ mauibrewingco.com	605 Lipoa Pkwy. Kihei, HI 96753 808-213-3002	2005	400	Garrett Marrero, Founder
10	Hawaiian Electric ⊛ hawaiianelectric.com	210 W. Kamehameha Ave. Kahului, HI 96733 808-871-9777	1921	335	Sharon Suzuki, President

Source: Pacific Business News, Book of Lists, December 2020

VISITOR INDUSTRY

The tourism sector continued to be impacted by the COVID-19 pandemic in 2020 with 806,366 visitor arrivals, a 74.1% decrease from 2019. Total visitor days were 7.5 million, a decrease of 68.9%. The number of visitors from U.S. West decreased by 73.3% and visitors from the U.S. East decreased by 72.5%.

Statewide, it is forecasted that spending from visitors was $5.1 billion in 2020, a decrease of 71% from 2019. This spending contributed to the $6.4 billion in State tax revenue that was generated, a decrease of 12% in 2019. The State collected $282 million in TAT revenue in 2020, a decrease of 55.8%, of which Maui County receives a fixed amount of approximately $23.5 million, pursuant to State law.

Counties statewide recognize the visitor industry is susceptible to downturns based on outside factors such as weather and public health threats. Organizations such as the Maui Visitors and Convention Bureau help to mitigate potential downturns through tourism promotion and education.

The COVID-19 pandemic continues to have a staggering effect on the visitor industry. In January 2021, visitor arrivals are still significantly down, -72.5% compared to January 2020.

AGRICULTURE

While the December 2016 closure of the 36,000-acre Hawaiian Commercial & Sugar Company's operations added uncertainty to Maui's economy, the company sold approximately 41,000 acres of agricultural farmland to Mahi Pono, LLC. In 2020, Mahi Pono reported planting nearly 2,100 acres of crops including potatoes, onions, papaya, citrus, avocado trees, macadamia nuts and coffee trees. Mahi Pono has also devoted 2,000 acres to pasturelands.

The County is optimistic that the repurposing of agricultural lands will facilitate a variety of uses including energy crops, food crops, and grazing lands to support the local cattle industry. There is consensus that these developments will be important in increasing Maui's sustainability and resilience.

The County continues to support farming efforts with the leasing of farm lands at the Kula Agricultural Park. The Upcountry Maui Agricultural Park is in its initial planning phase to prepare the property for future leasing to farmers.

CONSTRUCTION

In 2019, a total of $483 million valued permits were issued in Maui County, which accounts for 14.9% of permits issued statewide. Growth in the construction sector is largely due to the expansion of residential construction, but also benefitted from improving numbers in the commercial sector. In 2019, 45 percent of permit value in Maui County was for residential construction. In 2018, out of 838 authorized housing units, 378 were for new single family units, and 460 were for new multi-family units.

Continued growth in the construction industry is projected in 2020, and third quarter 2019 figures show private building authorizations increased 5.2% compared with the third quarter of 2018. According to the University of Hawaii Economic Research Organization, a mix of public-sector, resort, and residential projects will maintain industry activity near current levels for the next several years.

After a turbulent year of adjusting forecasts and changing expectations, 2021 will be a year of reemergence and growth in the construction industry. Rising construction costs and labor shortages persist, challenging the industry to innovate competitive new ideas, while stricter regulations contribute to a reduced margin for error and waste.

The COVID-19 pandemic has affected the construction industry's business operations, from scheduling projects to hiring workers to meeting with clients. New technology continues to modify the construction industry, improving the ability to expand jobs, and increasing efficiency.

TECHNOLOGY

"Enormous potential exists for the high technology industry in Maui due to the intellectually stimulating atmosphere created by Maui's beauty and lifestyle, Hawaii's vast and growing high-technology support infrastructure, and the state's geographic position, making it a natural portal between the US and Asian high technology markets." - Lynn Gordon Butterfield, Chief Operations Officer of the Wayne Brown Institute.

Investment in Technology to diversify the economy and further develop the technology sector has been a key focus for the Office of Economic Development and the Maui Economic Development Board. Science, Technology, Engineering, and Math (STEM) initiatives prepare residents to compete for 21st century careers by improving Maui County's capacity to educate, train, and provide skill-based experiences, and to improve the quality of life by encouraging our keiki to enter higher-paying technology occupations. MEDB's High Tech Maui program has been a driving force in attracting business technology to Maui.

ENERGY

Energy is an important and growing cluster in Maui County, and the County is a national leader in renewable energy grid penetration. According to Hawaiian Electric, in 2020 Maui County registered one of the highest percentage of renewable energy use Statewide, with 50.8% of power coming from renewable energy sources. Renewable energy rapidly emerged as a growth sector with great potential

in Maui County over the last decade with the implementation of a number of renewable energy projects, most notably wind and solar. Lanaʻi led the county in utility-scale solar, with a facility that opened in 2011. A large-scale project also opened in Lahaina in January 2018. Other large utility-scale solar energy projects are already approved to move forward in Kihei and Kahului, with estimated completion in 2022. Three additional utility-scale solar projects are planned for Kihei, Pulehu, and Kahana, all targeting to be online by 2023. Combined, these projects will significantly accelerate the County's goal of achieving 100% renewable energy by 2045, which is also a Statewide goal. The electrification of transportation and energy efficiency are additional growth areas of the County's energy sector.

REAL ESTATE

According to the Realtors Association of Maui, total sales of single family homes in Maui County as of December 2020 increased by $30.7 million over the year-to-date sales figures for 2019. Total value as of December 2020 reached $1.24 billion, a 2.5% increase. Year-to-date sales volume decreased by 65 units to 1,055 units with the average selling price increasing $95,147 over the average price for 2019. The 2020 average selling price grew to $1,175,950; and, the median single family home price increased $54,398 to $795,575. The inventory of single-family homes for sale also decreased by 17.1% and sellers continued to receive, on average, 97.0% of list price. The average length of time a home was offered for sale in 2020 increased by 2 days to 135 days. These statistics indicate that the market continues to be favorable for sellers, and single-family homes continue to be in high-demand.

As of December 2020, Maui County's condominium total sales were $40 million less than in 2019, a 3.6% decrease, and sales totaled $1.09 billion. Mirroring the decline in sales dollars was the number of units sold, which decreased 17.0% for a total of 1,336 sales. Average selling price increased 16.1% to $813,762. The median price increased $54,400 or 10.5% to $570,000 per condo.

ATTAINABLE HOUSING

State and County analyses indicate Maui County will need to produce approximately 10,404 housing units by 2025 to meet the needs of the Maui County's workforce. Beginning in FY 2022 the County will appropriate a minimum of 3 percent of the annual revenue from real property taxes to address Maui County's housing shortage. This is up from a 2 percent minimum in prior years. The County has also supported the First-Time Home Buyers program, since FY 2019 continued to expand this program through FY 2021. Through attainable housing programs and supporting the development of affordable housing, the County continues to take action and make strides toward increasing housing inventory.

Figure 1-14

The charts below show recent real estate data through December, 2020.

Median Sales Price, Maui County

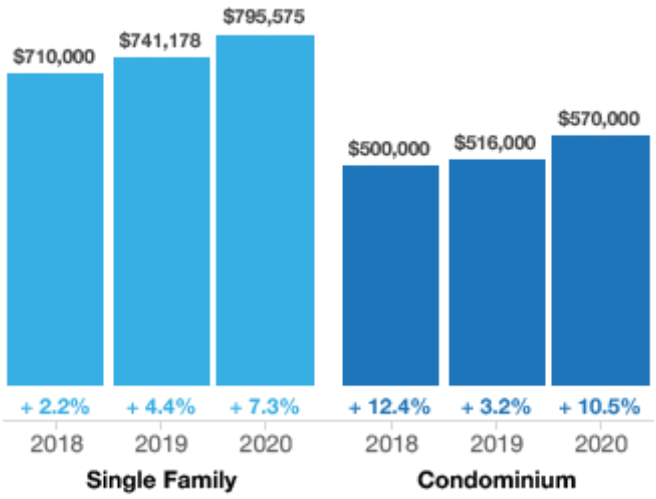

Median Sales Price	Single Family	Year-Over-Year Change	Condominium	Year-Over-Year Change
Jan-2020	$777,500	+ 6.5%	$562,000	+ 6.3%
Feb-2020	$747,150	- 5.4%	$553,500	+ 5.4%
Mar-2020	$835,000	+ 17.2%	$555,000	+ 9.1%
Apr-2020	$754,523	- 7.9%	$602,494	+ 35.6%
May-2020	$800,000	+ 13.5%	$680,000	+ 33.3%
Jun-2020	$773,250	+ 3.1%	$503,000	- 9.2%
Jul-2020	$779,690	- 1.1%	$502,530	+ 1.5%
Aug-2020	$799,000	- 3.2%	$591,000	+ 18.9%
Sep-2020	$785,000	+ 9.1%	$495,000	- 8.3%
Oct-2020	$867,500	+ 18.5%	$587,800	+ 12.7%
Nov-2020	$852,500	+ 16.8%	$525,000	+ 5.2%
Dec-2020	**$865,000**	**+ 16.9%**	**$629,000**	**+ 22.3%**
12-Month Avg*	$795,575	+ 7.3%	$570,000	+ 10.5%

* Median Sales Price for all properties from January 2020 through December 2020. This is not the average of the individual figures above.

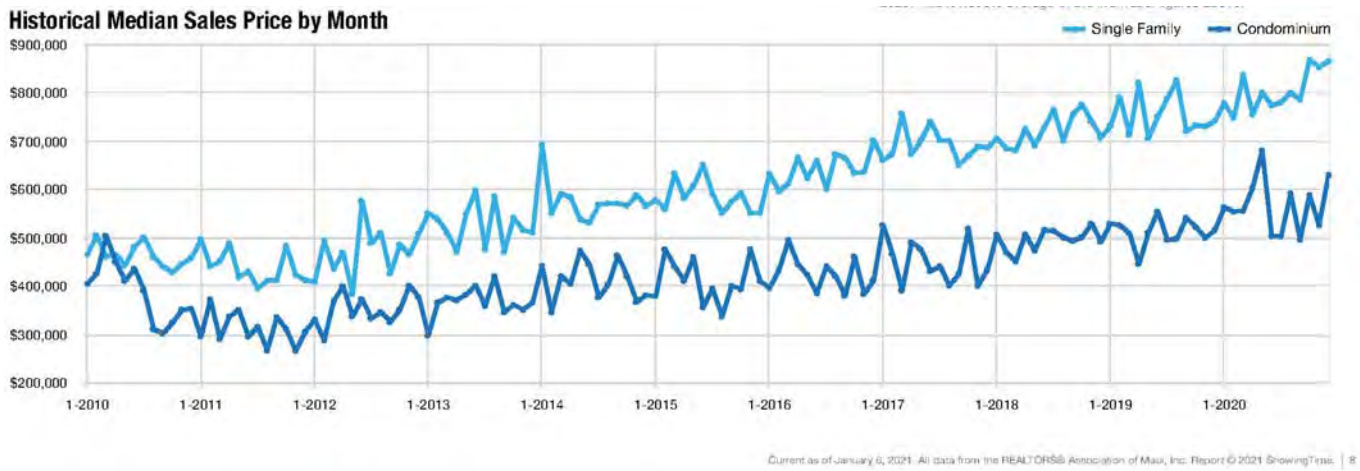

Current as of January, 2021. Source: REALTORS® Association of Maui, Inc. Report ©2021

This page has been intentionally left blank.

Budget Overview

Mayor's Proposed Budget
FY 2022

This page has been intentionally left blank.

Budget Overview

This section provides a broad overview of the FY 2022 Mayor's Proposed Budget. County Fund sources include General, Special Revenues and Enterprise Funds. The General Fund is of particular importance to our residents as it provides for many basic services, such as human services, police, fire, and parks. Special Revenue Funds include Liquor; Highway; Environmental Protection and Sustainability; Sewer; and Solid Waste, and are restricted to specific uses. Water Supply is an enterprise fund supported by fees charged for the services provided. Detailed presentations of the county's historical and adopted revenues, expenditures, and equivalent personnel can be found in the Financial Summaries section of this book.

FY 2022 Budget Organization Chart[1]

Figure 2-1

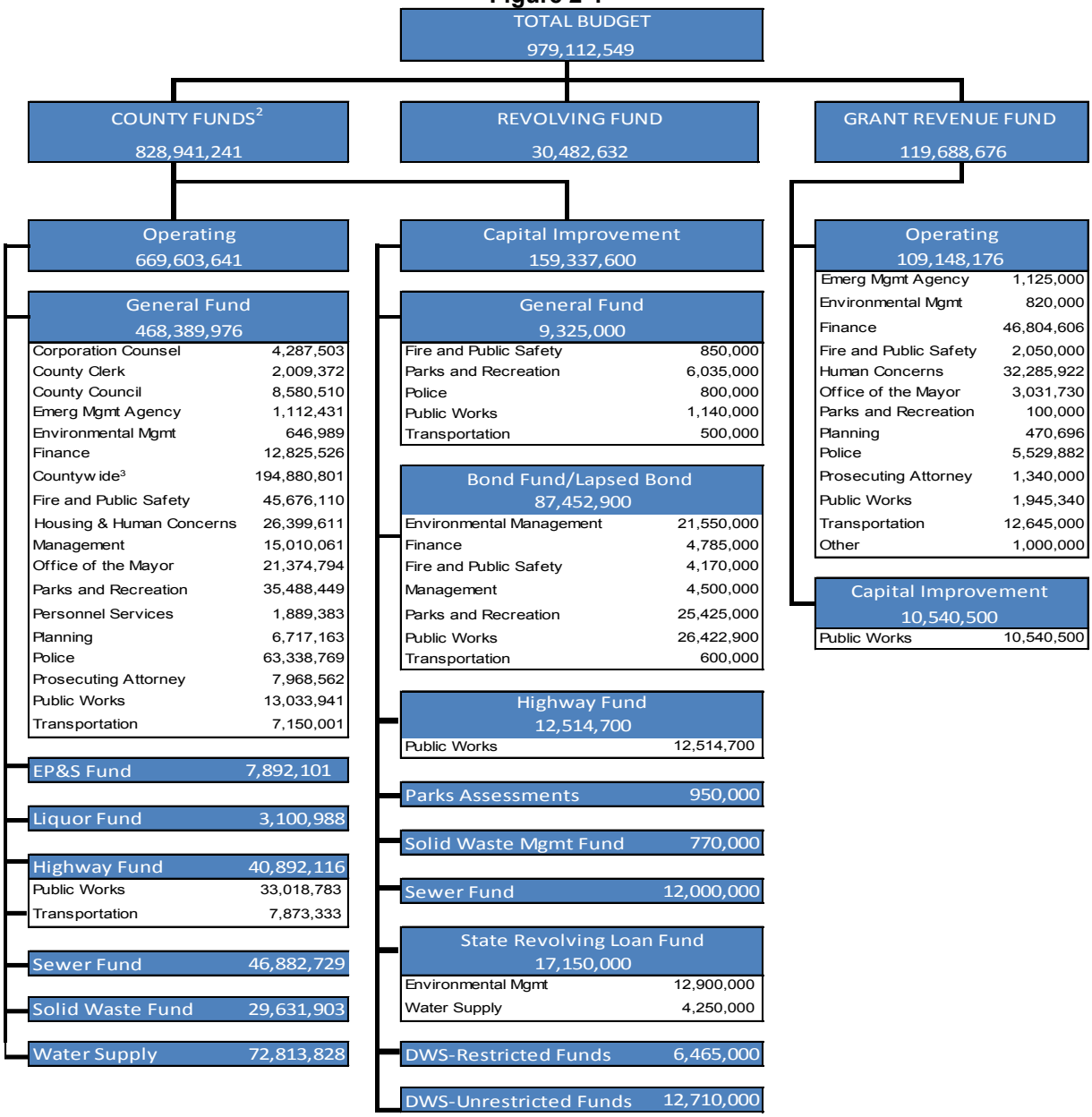

[1] The Revolving fund is not presented in CAFR but included in this budget to provide an overview of the total funds from all sources.
[2] True sum may be different due to rounding.
[3] The budget for Countywide includes insurance, debt service payments, interdepartmental transfers and unreimbursed employee benefits.

Budget Overview

FY 2022 Revenues and Expenditures

The County of Maui's FY 2022 revenues and expenditures from all sources of funds total $979.1 million. The charts below demonstrate that the FY 2022 budget proposed by the Mayor is balanced as required by the County Charter, defined as "estimated revenues, proposed expenditures and total appropriations for the ensuing fiscal year shall be equal in amount."[2]

ALL SOURCES OF FUNDS: $979.1M
Total Resources by Major Fund Type
Figure 2-2 (in Millions)

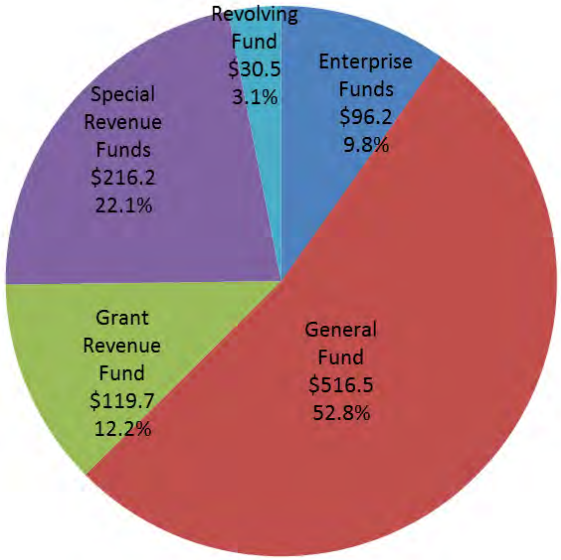

ALL SOURCES OF FUNDS: $979.1M
Total Expenditures by Major Fund Type
Figure 2-3 (in Millions)

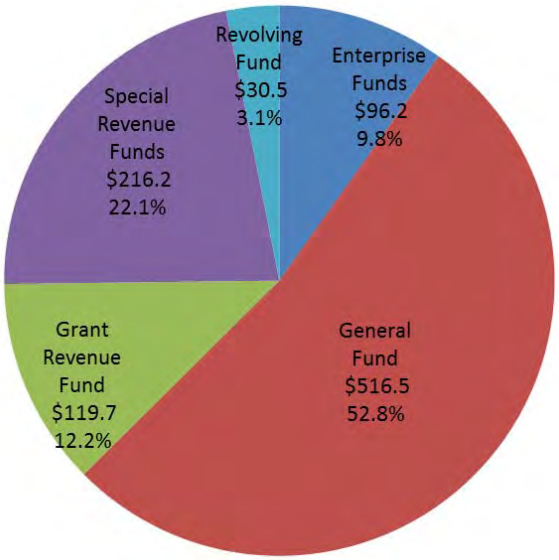

COUNTY SOURCES OF FUNDS: $828.9M
Total Resources by Major Fund Type
Figure 2-4 (in Millions)

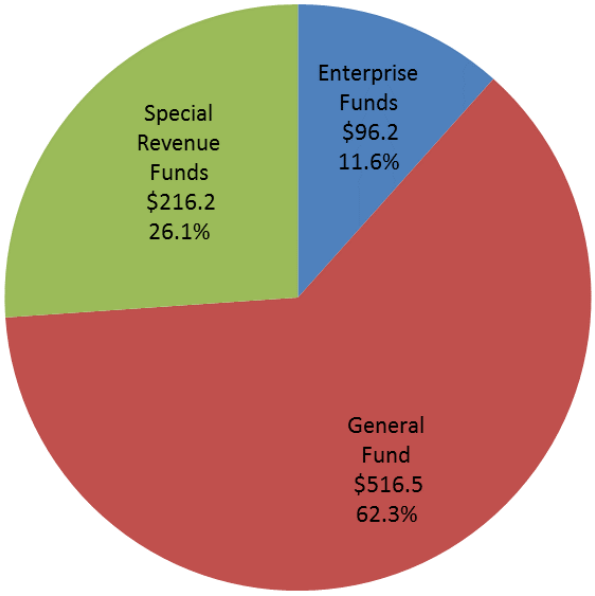

COUNTY SOURCES OF FUNDS: $828.9M
Total Resources by Revenue Source
Figure 2-5 (in Millions)

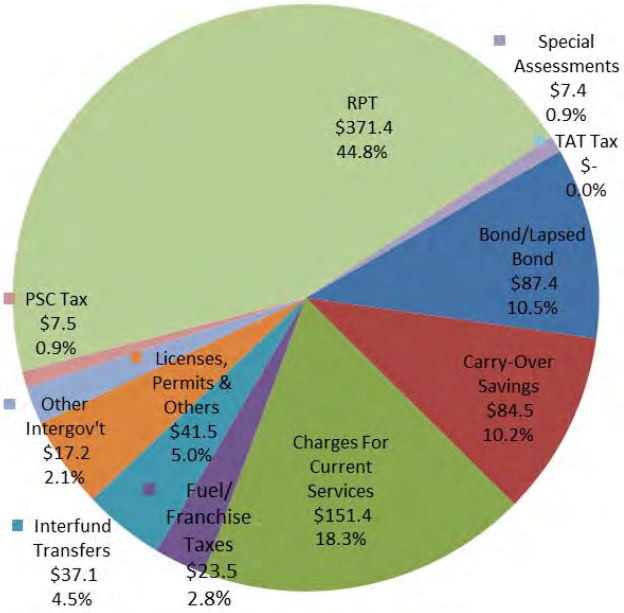

[2] Due to the accounting of the Grant and Revolving Fund, revenues reflect the expected expenditures for the ensuing fiscal year. Anticipated revenues shown in the Budget Ordinance, Appendix A may be different from estimates presented on the charts/tables in this budget book.

FY 2022 Revenues and Expenditures (Cont'd)

On the prior page, Figure 2-5, Total Resources by Revenue Source, illustrates the four largest sources of the county's revenue are derived from Real Property Taxes (RPT) at 44.8%, Charges for Current Services at 18.3%, Bond/Lapsed Bond at 10.5%, and Carryover Savings at 10.2%. For detailed discussion on revenues, please refer to the Revenue Overview in the Financial Summaries section of this budget book.

The pie charts below outline the County's Sources of Fund for Total Expenditures by Character Type and by Functional Area.

COUNTY SOURCES OF FUNDS: $828.9M
Total Expenditures by Character Type
Figure 2-6 (in Millions)

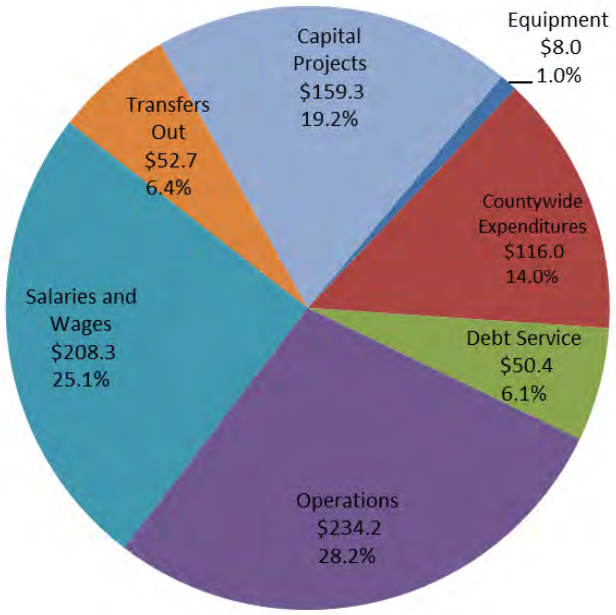

COUNTY SOURCES OF FUNDS: $828.9M
Total Expenditures by Functional Area
Figure 2-7 (in Millions)

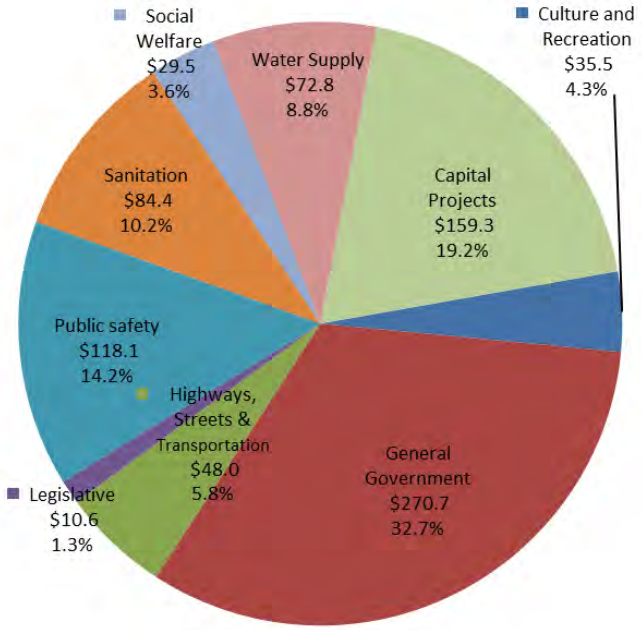

As shown in Figure 2-6, Operations, Salaries and Wages, and Capital Improvement Projects make up the largest portions of the county's total budget at 28.2%, 25.1%, and 19.2% of the total, respectively. These categories represent ongoing costs of delivering county services throughout the County. Countywide Expenditures, Debt Service and Transfers Out are categorized as part of special operations costs. The table on the next page provides the Operating Expenditures by Character Type, at the department level.

The Total Expenditures by Functional Area, Figure 2-7, shows the largest expenditures are from General Government, Capital Improvement Projects, and Public Safety functional areas at 32.7%, 19.2%, and 14.2%, respectively. The General Government functional area includes the following departments: Corporation Counsel; Environmental Management's Administration; Finance; Management; Office of the Mayor; Personnel; Planning; and Public Works' Administration, Engineering, Special Maintenance, and Development Services Administration programs. The Public Safety functional area includes the following departments: Emergency Management Agency; Fire and Public Safety; Police; and Prosecuting Attorney. For an explanation of other functional areas, please refer to the Financial Summaries section of this book. Some departments and agencies encompass programs and activities that could be assigned to more than one functional area. Therefore, some of the assignments do not follow strict budget schedule groupings but instead reflect primary mission or purpose of a department or agency.

FY 2022 Revenues and Expenditures (Cont'd)

Operating Expenditures by Character Type
(in Thousands)
Figure 2-8

DEPARTMENT	SALARIES AND WAGES	OPERATIONS	COUNTYWIDE EXPENDITURES	DEBT SERVICE	TRANSFERS OUT	EQUIPMENT	TOTAL
Corporation Counsel	$3,593.4	$685.7	$0.3	$0.0	$0.0	$8.1	$4,287.5
County Clerk	$876.3	$1,116.1	$0.0	$0.0	$0.0	$17.0	$2,009.4
County Council	$5,271.7	$3,258.5	$0.0	$0.0	$0.0	$50.4	$8,580.5
Emergency Management Agenc	$617.0	$475.2	$0.0	$0.0	$0.0	$20.2	$1,112.4
Environmental Management	$17,067.6	$50,286.7	$0.0	$0.0	$16,605.1	$1,094.3	$85,053.7
Finance	$8,966.7	$3,848.2	$0.0	$0.0	$0.0	$10.6	$12,825.5
Finance-Countywide[1]	$0.0	$4,894.8	$115,943.2	$44,464.8	$29,552.0	$26.0	$194,880.8
Fire and Public Safety	$38,385.8	$6,421.2	$32.8	$0.0	$0.0	$836.3	$45,676.1
Housing and Human Concerns	$4,987.0	$20,368.9	$0.0	$0.0	$1,000.0	$43.7	$26,399.6
Liquor Control	$1,576.0	$1,522.5	$0.0	$0.0	$0.0	$2.5	$3,101.0
Management	$5,624.5	$8,320.6	$0.0	$0.0	$0.0	$1,065.0	$15,010.1
Office of the Mayor	$3,387.2	$17,965.5	$0.0	$0.0	$0.0	$22.0	$21,374.8
Parks and Recreation	$19,992.3	$14,941.1	$0.0	$0.0	$0.0	$555.0	$35,488.4
Personnel Services	$1,399.0	$482.5	$0.0	$0.0	$0.0	$7.8	$1,889.4
Planning	$4,942.1	$1,705.0	$0.0	$0.0	$0.0	$70.0	$6,717.2
Police	$50,239.9	$10,980.1	$33.7	$0.0	$0.0	$2,085.1	$63,338.8
Prosecuting Attorney	$7,529.9	$424.2	$0.0	$0.0	$0.0	$14.5	$7,968.6
Public Works	$17,841.8	$21,309.9	$0.0	$0.0	$5,557.5	$1,343.5	$46,052.7
Transportation	$538.7	$14,482.2	$0.0	$0.0	$0.0	$2.5	$15,023.3
Water Supply	$15,495.2	$50,670.0	$0.0	$5,963.1	$0.0	$685.5	$72,813.8
Total Expenditures[2]	**$208,332.2**	**$234,158.9**	**$116,010.0**	**$50,427.9**	**$52,714.6**	**$7,960.1**	**$669,603.6**

NOTES:

[1] The budget for Countywide Costs includes insurance, debt service payments including Water Supply, inter-departmental transfers and unreimbursed employee benefits.

[2] Total amount does not include budgeted expenditures for the Capital Projects, Grant Revenues, and Revolving Fund.

FY 2022 Equivalent Personnel ("E/P")[3]

The County of Maui's FY 2022 proposed E/P from all sources of funds totals 2,822.9. As shown in Figure 2-9 on the next page, the total E/P by major fund type is detailed as follows: General Fund 72.8%; Special Revenue Fund 14.8%; Enterprise Fund 7.9%; Grant Revenue Fund 3.3%; and Revolving Fund 1.2%. The proposed E/P count of 2,822.9 is a decrease of 1.5 or 0.1% from the FY 2021 adopted E/P count of 2,824.4.

The FY 2022 proposed total E/P from County Fund sources is 2,695.9. As shown in Figure 2-10 on the next page, the General Fund makes up 76.2% of the total County Fund E/P; the Special Revenue Fund 15.5%; and the Enterprise Fund 8.3% of the total. The total E/P count funded by County Fund sources for FY 2022 as proposed is an increase of 10.3 or 0.4% from the FY 2021 adopted E/P of 2,685.6. Please refer to the FY 2022 Summary of Organizational Changes section starting on the next page for brief explanations of the changes in the E/P count by department.

[3] Total does not include Council Services, County Clerk, and Office of the Mayor as these departments do not report equivalent personnel. Disbursement for salaries and premium pay is not restricted by Section 5 of the County's General Budget Provision.

FY 2022 Equivalent Personnel (Cont'd)

ALL SOURCES OF FUNDS: 2,822.9
Total E/P by Major Fund Type
Figure 2-9

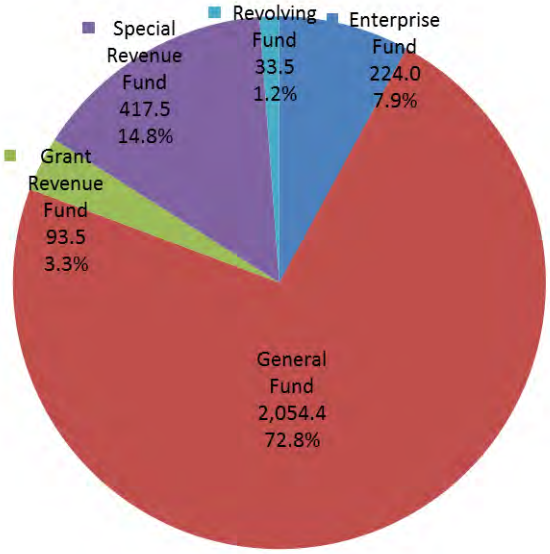

COUNTY SOURCES OF FUNDS: 2,695.9
Total E/P by Major Fund Type
Figure 2-10

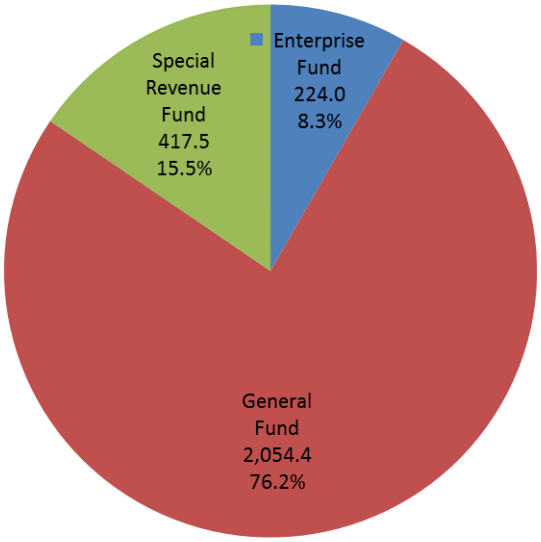

ALL SOURCES OF FUNDS: 2,822.9
Total E/P by Functional Area
Figure 2-11

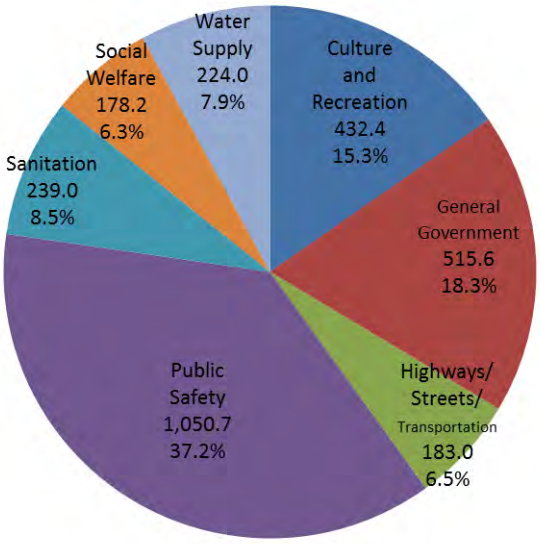

COUNTY SOURCES OF FUNDS: 2,695.9
Total E/P by Functional Area
Figure 2-12

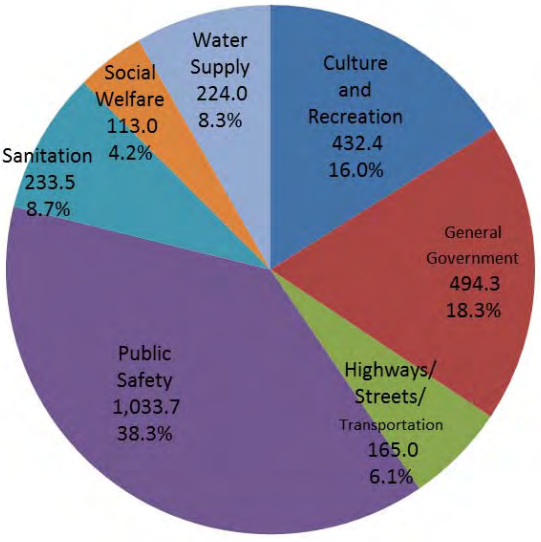

Summary of Organization Changes

As part of continued efforts to improve services to our residents and visitors, the Mayor proposes a modest number of changes in the County's organizational structure beginning in FY 2022. These changes and implementation of identified key service improvements are anticipated to assist the County in accomplishing the goal of providing the highest possible level of services in the most efficient and cost-effective manner.

Furthermore, these additional changes are anticipated to occur as part of the current administration's ongoing management review process to provide efficient delivery of service, reduce duplication of efforts, and meet additional or expanded needs.

Explanation of Organization Changes Related to Personnel

Figure 2-13

DEPARTMENT	FY 2021 ADOPTED	FY 2022 PROPOSED	CHANGE NO. OF E/P	EXPLANATION OF CHANGES
Environmental Management	244.0	244.0	0.0	Transfers of 1.0 Recycling Specialist III and 0.5 Account Clerk III from Environmental Protection and Sustainability (EP&S) Program - EP&S Fund to EP&S Program - Revolving Fund.
Finance	173.8	176.8	3.0	Proposed expansion position for 1.0 Tax Clerk under Administration Program, 1.0 Property Valuation Analyst I under the newly created Real Property Assessment Program, and 1.0 Storekeeper I under Purchasing Program.
Fire and Public Safety	400.5	390.0	-10.5	The suspension of the State of Hawaii Makena Lifeguard Services grant by the Department of Land and Natural Resources resulted in of -9.5 Ocean Safety Officer II positions and -1.0 Ocean Safety Officer IV position.
Parks and Recreation	431.4	432.4	1.0	Proposed expansion position for 1.0 Park Security Officer under the Administration Program.
Planning	79.5	80.0	0.5	Proposed 0.5 E/P increase for Planner III under Administration and Planning Program, HT to FT Status.
Police	558.7	560.2	1.5	Proposed expansion positions for 1.0 Public Safety Aide and 1.0 Police Evidence Custodian I under Uniformed Patrol Services Program; -0.5 adjustment in E/P for positions partially funded by COPS grant and partially funded by the General Fund.
Prosecuting Attorney	92.5	91.5	-1.0	State grant funds for the Victim/Witness Assistance and Career Criminal Programs will not be available in FY 2022, resulting in -1.0 Victim/Witness Counselor II position and the transfer of 1.0 Deputy Prosecuting Attorney to the general fund.
Public Works	299.3	303.3	4.0	Proposed expansion positions for 4.0 Park Caretaker I under Engineering Program for facilities/groundskeeping maintenance at new County facilities.
TOTAL[1]	**2,279.7**	**2,278.2**	**-1.5**	

NOTE:

[1] Totals reflect those departments with organizational changes only, including Grant Revenue and Revolving Funds. For detailed summaries relating to E/P by department, please refer to the Financial Summaries section of this budget book.

Budget and Financial Policies

Mayor's Proposed Budget
FY 2022

This page has been intentionally left blank.

Budget and Financial Policies

The Declaration of Policy, pursuant to Section 3-9 of the Revised Charter of the County of Maui (1983), as amended, along with the following laws and standards, govern the County of Maui's budget formation and reporting:

- Generally Accepted Accounting Principles ("GAAP")
- Government Finance Officers Association ("GFOA")
- Criteria for Distinguished Budget Award
- GFOA's Best Practices
- Constitution of the State of Hawaii
- Hawaii Revised Statutes ("HRS")
- Revised Charter of the County of Maui (1983), as amended ("Charter")
- Maui County Code ("MCC")

Budget Guidelines

The development of the FY 2022 Operating and Capital Budgets was guided by four core principles:

- Public Involvement
- Long-Range Planning for Operations and Capital Improvements
- Efficient and Effective Operations
- Public-Private Partnerships

The Administration involved the public in the development of budget priorities through countywide public budget meetings held in October 2020 to discuss funding priorities.

The County of Maui's long range planning decisions are based on each of the eight community plans and the County of Maui 2030 General Plan, Countywide Policy Plan, as adopted by Ordinance 3732 (2010).

The FY 2022 budget continues to focus on performance measures and the alignment of department strategies and program activities with the Strategic Vision. The objectives and measures outlined in the department's program descriptions state the specific contributions each department will make toward accomplishing its mission and goals for the ensuing fiscal year. Program goals and objectives are reviewed and updated annually by departments, in consultation with the Department of Management, in response to changing community needs and the availability of resources.

The Administration continues to maximize limited resources through partnerships with public agencies and private organizations. The County has a long history of partnering with non-profit and community organizations to provide essential services to its citizens. This is not only cost-effective, but also promotes cooperative functionality and leveraging of resources between the County, non-profit, and community partners.

Supporting capital improvement projects ("CIP") with the County's future in mind was a guide in developing the FY 2022 Budget. The County CIP Coordinator, Budget Director and Department personnel reviewed the various projects and rated them on various criteria including: long-term community benefit; alignment with strategic plan; critical replacement or needed expansion; expected useful life; effect on operating and maintenance costs; effect on revenue; department priority schedules; availability of non-county funds; and the ability to be completed before lapsing of appropriated funds.

Budget and Financial Policies

Budgetary Process

The fundamental purpose of the County's budget is to link the County's goals for the community with the resources necessary to accomplish them. The budget process also establishes objectives, reasonable timeframes, organizational responsibility for achieving them, and resource allocation for programs and projects. To this end, the budget serves four roles:

- Policy Document
- Fiscal Plan
- Operational Plan
- Communication Tool

The fiscal year begins on the first day of July and ends on the thirtieth day of June, but the budget process is a year-round continual process. The Budget Office prepares and submits instructions for development of the next fiscal year's department proposed budgets shortly after the beginning of the current fiscal year. Budget hearings are conducted throughout the county to garner input from the public during the administration's preparation of the budget. County Departments review program priorities and submit their proposed program budgets to the Mayor.

The Budget Office is responsible for reviewing, analyzing, coordinating all departmental budgetary requests, and presenting these requests to the Mayor for final decisions. By Charter, the Mayor's budget proposal must be submitted to the County Council on or before the twenty-fifth day of March.

Section 9-3 of the Charter provides, in part, that "the budget shall present a complete financial plan for the operations of the County and its departments for the ensuing fiscal year, showing all County funds on hand whether encumbered or unencumbered and estimated reserves and revenues. It shall be set up as provided by the Council after consultation with the Mayor. The estimated revenues, proposed expenditures and total appropriations for the ensuing fiscal year shall be equal in amount." The Charter also outlines specific requirements for the Mayor's accompanying budget message.

The Charter also provides that "a public hearing must be held by the County Council on the proposed budget and Capital Improvement Program no sooner than the first day of April and no later than the thirtieth day of April of the year of submission. At this hearing, all attendees interested in testifying shall have an opportunity to be heard. At least two weeks before the hearing, the County Council must publish in a newspaper of general circulation in the county general summaries of the budget and Capital Improvement Program and a notice setting out the time and place for public hearing."

Pursuant to the Charter, after the public hearing, the County Council may pass the budget with or without an amendment. If amending, it may add new items or increase items in the budget. It may decrease or delete items, except for appropriations required by law and appropriations to pay any indebtedness. In all cases, the estimated revenues, proposed expenditures and total appropriations for the ensuing fiscal year must be equal in amount.

Budget Process Calendar

The County Charter provides that the Council must pass the budget on or before the tenth day of June of the fiscal year currently ending. If it fails to do so, the budget submitted by the Mayor will be deemed enacted as the budget for the ensuing fiscal year. The enacted budget will be in effect on and after the first day of the fiscal year to which it applies. By virtue of the adoption of the budget, including a budget ordinance and capital improvement program, amounts listed as appropriations must be allocated to the specified departments and programs.

Figure 3-1[1]

FY 2022 Budget Process Calendar

1-31 Budget Office Preparation of Budget Instructions

AUGUST '20						
S	M	T	W	T	F	S
						1
2	3	4	5	6	7	8
9	10	11	12	13	14	15
16	17	18	19	20	21	22
23	24	25	26	27	28	29
30	1					

SEPTEMBER '20						
S	M	T	W	T	F	S
		1	2	3	4	5
6	7	8	9	10	11	12
13	14	15	16	17	18	19
20	21	22	23	24	25	26
27	28	29	30			

12 Part A Instructions//Templates available
18 Part B: Instructions/Templates available
23 Part C: Instructions/Templates available

6-22 Community Meetings with Departments

OCTOBER '20						
S	M	T	W	T	F	S
				1	2	3
4	5	6	7	8	9	10
11	12	13	14	15	16	17
18	19	20	21	22	23	24
25	26	27	28	29	30	31

NOVEMBER '20						
S	M	T	W	T	F	S
1	2	3	4	5	6	7
8	9	10	11	12	13	14
15	16	17	18	19	20	21
22	23	24	25	26	27	28
29	30					

8 Part A: Narratives due
15 Part B: Operating Budget due
25 Part C Capital Budget due

1-31 Capital Budget Meetings with Departments
31 County Revolving Funds Due

DECEMBER '20						
S	M	T	W	T	F	S
		1	2	3	4	5
6	7	8	9	10	11	12
13	14	15	16	17	18	19
20	21	22	23	24	25	26
27	28	29	30	31		

JANUARY '21						
S	M	T	W	T	F	S
					1	2
3	4	5	6	7	8	9
10	11	12	13	14	15	16
17	18	19	20	21	22	23
24	25	26	27	28	29	30
31						

1-31 Department Meetings with Budget Director and Mayor
30 Preliminary Revenue Projections

1-28 Department Meetings with Budget Director and Mayor
1-28 Capital Budget Review with CIP Coordinator and Departments

FEBRUARY '21						
S	M	T	W	T	F	S
	1	2	3	4	5	6
7	8	9	10	11	12	13
14	15	16	17	18	19	20
21	22	23	24	25	26	27
28						

MARCH '21						
S	M	T	W	T	F	S
	1	2	3	4	5	6
7	8	9	10	11	12	13
14	15	16	17	18	19	20
21	22	23	24	25	26	27
28	29	30				

25 Mayor Proposed Budget due to County Council
29-30 County Council Pre-Budget meetings

1-30 County Council Budget Deliberations
County Council Public Hearing
Real Property Tax Intial Hearing
19 Real Property Tax Certification due

APRIL '21						
S	M	T	W	T	F	S
				1	2	3
4	5	6	7	8	9	10
11	12	13	14	15	16	17
18	19	20	21	22	23	24
25	26	27	28	29	30	

MAY '21						
S	M	T	W	T	F	S
						1
2	3	4	5	6	7	8
9	10	11	12	13	14	15
16	17	18	19	20	21	22
23	24	25	26	27	28	29
30	31					

1-31 Public Hearings-Fuel Tax, Vehicle Weight Tax, Real Property Tax
First Reading of Budget

10 Last Day for County Council to Pass Budget

JUNE '21						
S	M	T	W	T	F	S
		1	2	3	4	5
6	7	8	9	10	11	12
13	14	15	16	17	18	19
20	21	22	23	24	25	26
27	28	29	30			

JULY '21						
S	M	T	W	T	F	S
				1	2	3
4	5	6	7	8	9	10
11	12	13	14	15	16	17
18	19	20	21	22	23	24
25	26	27	28	29	30	31

1 Fiscal Year 2022 Begins

[1] NOTE: Calendar is based on prior years and requirements pursuant to the Revised Charter of the County of Maui (1983), as amended. On March 4, 2020, the Mayor of the County of Maui, and the Governor of the State of Hawaii, issued Emergency Proclamations. These proclamations and the COVID-19 outbreak in the State of Hawaii may impact the noted budget calendar and timeline.

Budget and Financial Policies

A Balanced Budget is Required

As required by County Charter, the Mayor must submit and the County Council must adopt, a balanced budget. The County Charter defines a balanced budget as "the total estimated revenues (from taxes, fees and assessments, and other sources) shall equal the total appropriations (operating and capital expenditures)."

Budget Control

Budgets are monitored at varying levels of classification detail. However, as a budgetary control policy, expenditures cannot exceed total appropriations at the program and category levels for budgeted funds. The budget is controlled at the following levels:

- Unless otherwise provided by the General Budget Provisions, appropriations for each program are disbursed for the following categories of use: (a) salaries, premium pay, or reallocation pay; (b) operations or services; and (c) equipment.
- County Council must authorize by resolution any transfer of appropriations from one category to another and/or one program to another within the department.
- County Council must authorize all budget amendments that alter the total appropriations of a particular program or line-item, by ordinance.

By Charter, every appropriation, except an appropriation for capital improvement, lapses at the close of the fiscal year unless it is expended or encumbered by a written contract. Appropriations for capital improvements lapse six months after the close of the fiscal year to the extent that they have not been expended or encumbered by a written contract.

Various controls are in place to assure adherence to budgetary limitations. These include approval requirements from the Mayor, Managing Director, and Budget Director on various requests from Departments/Agencies. Stricter monitoring and approvals are in place for expenditures in the areas of travel, unbudgeted equipment purchases over $1,000, grant subsidies, and personnel actions such as recruiting for vacant positions and reallocation of existing positions.

Budgetary Basis of Accounting

The basis of budgeting is the method used to determine when revenues and expenditures are recognized for budgetary purposes.

The County of Maui's budget is adopted on a modified accrual basis consistent with GAAP, except that encumbrances are treated as budgeted expenditures in the year commitments are made. Accordingly, the actual expenditures on a non-GAAP budgetary basis presented in the fund financial statements represent the current year's expenditures as recorded using the modified accrual basis, plus encumbrances at the year-end, less expenditure related to amounts encumbered in the prior year. With the modified accrual basis of accounting, revenues are recognized when they become available and measurable and expenditures as they are made. In comparison, the government-wide and proprietary fund type financial statements in the Comprehensive Annual Financial Report ("CAFR") must be recorded on a full accrual basis. Under this method, revenues are recognized when earned and expenses are recognized when goods or services have been received or a liability has been incurred.

Amending the Budget

The adopted budget may be amended at any time within a fiscal year. The Mayor or the Council may initiate changes to their respective operating budgets. Sections 9-9 and 9-10 of the Charter control the amendment procedures.

The Mayor may propose to amend the budget for that year as follows:

- **Supplemental Appropriation**
  A supplemental appropriation may be submitted up to the amount of the additional certified revenues. The Mayor must certify that there are available revenues/funds for appropriation: (a) revenues received from sources not anticipated in the budget for that year; or (b) revenues received from anticipated sources but in excess of the budget estimates; or (c) estimated revenue to be reimbursed by federal or state agencies to the county.

- **Reduction of Appropriation**
  If it appears probable that the revenues available will be insufficient to meet the amount appropriated, a bill must be passed to reduce one or more appropriations; but no appropriation to pay any indebtedness may be reduced, and no appropriation may be reduced by more than the amount of the unencumbered balance or below any amount required by law to be appropriated.

- **Transfer of Appropriation**
  Unencumbered appropriation balances may be transferred within a department by resolution or from one department to another by ordinance. No transfer will be made from an appropriation to pay any indebtedness, and no appropriation may be reduced below any amount required by law to be appropriated.

- **Permission to Exceed Budget**
  An emergency appropriation may be passed in cases of public emergency threatening life, health, or property. If there are no available unappropriated revenues, the county may authorize the issuance of emergency notes, which must be paid not later than the last day of the fiscal year next succeeding in which the appropriation was made. The total of emergency appropriations in any fiscal year must not exceed one percent (1%) of the total operating appropriations (excluding the debt service) made in the operating budget for that year.

Budget Implementation Reports

A budget implementation report must be transmitted for each county agency/department within thirty days after the end of each quarter of the fiscal year. The implementation report must include: a report of each position vacant for ninety days or more as of the end of the report period; a status report of each agency/department's program objectives and performance measures; and a status report of all active capital improvement projects. The budget implementation reports were overhauled in Fiscal Year 2013 and are now transmitted to the Maui County Council on a quarterly basis separate from the quarterly reports submitted by the Department of Finance.

Surplus and Reserves

Any unappropriated surplus and any unencumbered balances of any appropriations in any fund at the end of any fiscal year will be available for appropriation for the succeeding fiscal years. All or a portion of the surplus may be transferred to any emergency fund or to a capital improvement reserve fund. No amounts transferred into an emergency reserve fund or a capital improvement reserve fund shall be deducted from amounts to be raised by taxes for ensuing years.

Fund Balance Policy

Fund balance is the difference between assets and liabilities reported in a governmental fund at the end of the fiscal year. Governmental entities seek to maintain adequate levels to mitigate current and future risks, to ensure stable tax rates and for long-term planning. Bond-rating agencies carefully monitor levels of reserved and unreserved fund balances in a government's general fund to evaluate the entity's creditworthiness.

The County of Maui shall strive to maintain certain fund balances at 5% - 15% of fund revenues to provide financial stability to county operations. These funds make-up the unassigned fund balance which combined with the Emergency Fund, provide a prudent level of financial resources to protect against the need to reduce service levels or raise taxes and fees due to temporary revenue shortfalls or unpredicted one-time expenditures.

The Emergency Fund was initially established in Fiscal Year 2005 with a $4 million appropriation from the General Fund. The purpose of the Fund is for to provide for public emergency threatening life, health, or property. The Emergency Fund Balance does not lapse and can be appropriated by County Council through an ordinance pursuant to Section 9-9 of the County of Maui Charter. In 2012, a policy to increase the Emergency Fund to 20% of General Fund revenue was implemented as a part of a prudent reserve strategy. This is based on GFOA's best practice recommendation to have at least two months' worth of funds available in reserves.

The County defines the Reserved Balances in accordance with GASB 54 as follows:

- **Restricted Reserves:** These reserves are not available for spending and are legally restricted by outside parties for a specific purpose. These may be contractual obligations, prepaid expenses, debt reserve requirements, or statutory restrictions.

- **Committed Reserves:** Amounts that can only be used for specific purposes pursuant to constraints imposed by formal County Council action. These may include an authorization to use certain revenues for a specific purpose.

- **Assigned Reserves:** Amounts intended to be used for a specific purpose. These reserves may be released by either Council action or by results of operations.

- **Unrestricted or Unassigned:** Amounts may be used for expenditures as appropriated by Council.

Audit of Accounts

Within six months after the beginning of each fiscal year, the County Council shall provide for an independent audit of the accounts and other evidences of financial transactions of the county and of all operations for which the county is responsible. In 2020, licensed independent auditors from the Oahu-based firm, N&K CPAs, Inc. audited the financial statements and found that they "present fairly, in all material respects, the respective financial position of the governmental activities, the business-type activities, each major fund, and the aggregate remaining fund information of the County of Maui as of June 30, 2020, and the respective changes in financial position and, where applicable, cash flows thereof for the fiscal year then ended in accordance with accounting principles generally accepted in the United States of America."

Budgetary Fund Structure

A fund is a grouping of related accounts, used to maintain control over resources that have been segregated for specific activities or objectives. The County's funds can be divided into three categories: Governmental, Proprietary, and Fiduciary. The County's budget and financial statements do not reflect the use of Fiduciary Funds. As such, the County's budget presented is categorized into two fund groups and planned uses for these fund types are subject to appropriation in the annual budget.

1. ***Governmental***
2. ***Proprietary***

Figure 3-2

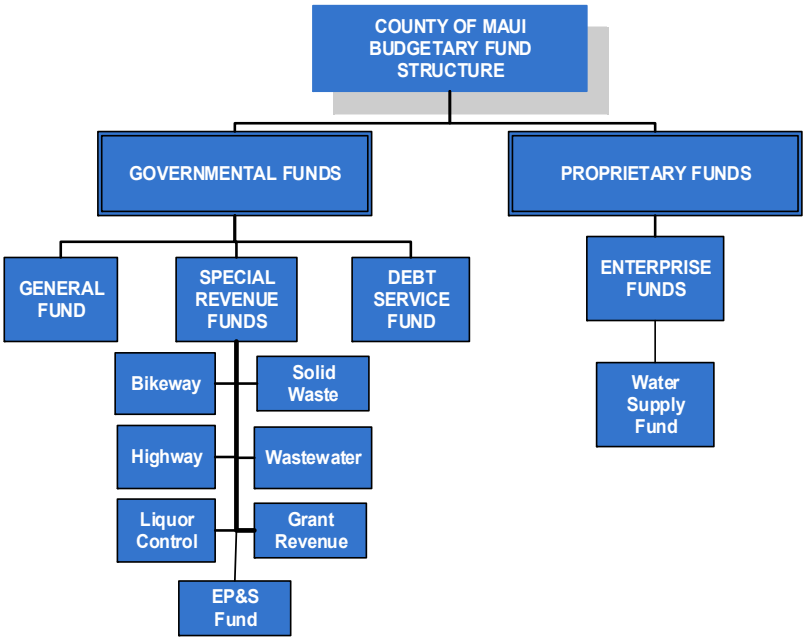

Governmental Funds

Governmental Funds are those through which most governmental functions of the county are financed. This is accounted for using a current financial resources measurement focus. The primary revenue sources are real property tax, Transient Accommodations Tax ("TAT"), public service company tax, fuel and franchise taxes, rents and concessions, sewer charges, landfill usage charges, grants, and interest from investments. The following is a brief summary of the county's Governmental Funds, by fund types: General and Special Revenue Funds.

- **GENERAL FUND** The General Fund is the largest of the county's funds. The following is a brief summary of the county's General Fund:
  - **General Fund** – The General Fund accounts for all financial resources except those required to be accounted for in another fund. These revenues come from four major sources: Real Property Taxes; TAT; Public Service Company Taxes; intergovernmental revenue; and other revenues. General funds are used to provide resources for the County, including police, fire, parks, golf, culture, economic development, and general government.

- **SPECIAL REVENUE FUNDS** The Special Revenue Funds were established to account for the proceeds of specific revenue sources that are legally restricted or committed to expenditure for specified purposes. The following is a brief summary of the county's Special Revenue Funds:
  - ***Highway Fund*** – The Highway Fund was established for fuel tax, public utility franchise tax, public transit fares, and motor vehicle weight tax. These revenues are used for acquisition, design, construction, improvement, repair, and maintenance of county roadways; streets, street lights, public transit, and storm drains and bridges. Revenues are also used for purposes and functions connected with mass transit.
  - ***Sewer Fund*** – The Sewer Fund was established to receive all revenue derived from the monthly sewer charges, assessments, and service charges for pumping of cesspools, septic tanks, etc. Revenue is expended for the repair, operation, and maintenance of the wastewater facilities/sewer systems, including debt service.
  - ***Grant Revenue Fund*** – The Grant Revenue Fund is legally restricted to expenditures for specific purposes and provides a cost-sharing alternative for programs and projects. The major programs for this fund include Community Development Block Grant funds, Section 8 Rental Subsidy Program, other public housing funds, human services funds, and various other smaller grant allocations. Although this fund is not part of the appropriation, the County recognizes the amount of resources that this fund provides. As such, a separate section is presented in this budget document for this fund.
  - ***Liquor Control Fund*** – The Liquor Control Fund receives revenue from all liquor license fees. Fund revenues are expended for the operation and administration of the Liquor Control Commission, Liquor Control Adjudication Board, and the Department of Liquor Control. The county's Integrated Financial Accounting System reports this fund type as part of the General Fund. However, for budgetary purposes, the practice has always been that this fund type is included as part of the Special Revenue Funds.
  - ***Bikeway Fund*** – The Bikeway Fund was established to collect revenue from bicycle licenses. The revenue is expended for bikeway construction and maintenance.
  - ***Solid Waste Management Fund*** – The Solid Waste Management Fund was established to receive all refuse collection fees and landfill disposal charges. The fund is used for the operation and maintenance of the county's collections and disposal program.
  - ***Environmental Protection and Sustainability ("EP&S") Fund*** - The EP&S Fund was established for the purpose of funding efforts of the Department of Environmental Management, EP&S Program, to optimize opportunities for environmental and natural resource protection, sustainability, conservation, and restoration.
- **DEBT SERVICE FUND** The Debt Service Fund accounts for the accumulation of resources necessary to pay principal and interest payments on general long-term debt obligations and is shown in the county's financial statements.
- **COUNTY FUND** The County Fund or Revolving Fund, except for the Housing, Interim Financing, and Buy-Back Revolving Fund, is not presented as part of the financial statements but is shown in this budget document for informational purposes. See the General Budget Provisions for more information. The balance remaining in each revolving fund is included in Appendix A, Part II, Special Purpose Revenues in the budget ordinance.

Proprietary Funds

Proprietary Funds are accounted for using the "economic resources" measurement focus and the accrual basis of accounting. Operating revenue in the Proprietary Fund are those revenues that are generated from the primary operations of the fund. The principal operating revenues of the County's enterprise funds are charges to customers for sales and services, while operating expenses for enterprise fund includes the cost of sales and services, administrative expenses, and depreciation on capital assets. The following is a brief summary of the County's major proprietary funds:

- ***Department of Water Supply -*** This fund is an Enterprise Fund, which was established to receive revenue for water sources collected by the Department of Water Supply. The Department was created to develop adequate water sources, storage, and transmission for both general consumer and agricultural uses for the County. The revenue is expended for the operation, maintenance, and capital improvement projects of the Department of Water Supply.
- ***Housing, Interim Financing, and Buy-Back Revolving Fund –*** This fund was established to account for the developing and selling of housing units on land acquired by the County to moderate and low-income residents, and to account for financing and operation of low-income rental projects developed by the County.

Fiduciary Funds

Fiduciary Funds account for money received, held, and disbursed in a trustee capacity or as an agent for individuals, other governmental units, and other funds. As mentioned earlier, Fiduciary Funds are not reflected in the county's budget and financial statements, however, this type of fund is discussed in this section for informational purposes only.

The County's Fiduciary Funds represent Refundable Deposits Fund and Agency Funds. Agency Funds are custodial in nature (assets equal liabilities) and do not involve measurement of results or operations. Agency Funds are accounted for under the accrual basis of accounting. Also, reserves and expenditures for Fiduciary Funds are not presented in the CAFR. However, the year-end balances held in Fiduciary Funds are provided in the CAFR. Fiduciary Funds of the county include the following:

- *Refundable Deposits Fund – This fund is used to account for the bid bond, performance and payment bond, and subdivision bond monies held by the County until the purpose for which the bond was posted is completed.*
- *Agency Funds – These funds are used to account for other monies collected in an agency capacity and include motor vehicle registration fees collected on behalf of the State of Hawaii and taxes withheld from employee pay.*

Capital Budget Policy

The capital program includes detailed budget requests for the ensuing fiscal year and a plan of projects for the subsequent five years. The capital budget includes the estimated cost of each improvement and the anticipated method of financing. Each capital improvement project shall include a forecast of the effect the project will have on future year's operating budgets, in terms of staffing and maintenance costs. The Capital Improvement Program is reviewed by the Department of Planning to ensure coordination with the County's community plans.

1. Section 9-6 of the Charter, requires that the capital program contain at least the following:

a. A simple, clear general summary of the detailed contents of the program.
b. The capital improvements pending or proposed to be undertaken within the ensuing fiscal year, together with the estimated cost of each improvement and the pending or proposed method of financing it.
c. The capital improvements proposed for the five (5) years next succeeding the ensuing fiscal year, together with the estimated cost of each improvement and the proposed method of financing it.

2. Capital expenditures to be financed from current revenues in the ensuing fiscal year shall be included in the budget as well as in the capital program. Appropriations for such expenditures shall be included in the budget.
3. After the public hearing on the capital program, the Council may pass the program with or without amendment.
4. The Council shall pass the capital program on or before the tenth day of June of the fiscal year currently ending. If it fails to do so, the program submitted by the Mayor shall be deemed enacted as the program for the ensuing fiscal year. The enacted program shall be in effect on and after the first day of that fiscal year.
5. At any time during a fiscal year the capital program may be amended by ordinance.

Capital Budget Process

The baseline for the department's FY 2022 capital budget requests was the FY 2021 – FY 2026 CIP plan as adopted by the County Council. Capital projects proposed by the departments with appropriation requests in FY 2022 and not approved by the Mayor or County Council may be re-evaluated and included in future budgets requests.

County departments collected and updated relevant information pertaining to the current CIP plan. Community meetings were held in October 2020 to gather public input regarding the County's capital needs. Any capital projects with appropriations in the FY 2020 budget and anticipated to be unexpended, unencumbered, or not completed prior to December 30, 2020 were reported to the Budget Office. Capital projects that no longer needed to be included in the FY 2022 – FY 2027 CIP plan were not promoted to the next approval level and remain at the department level for historical purposes.

Capital Budget Review and Approval Process

The Countywide CIP Coordinator and Budget Director review all capital projects requested for funding in the ensuing fiscal year and next five years succeeding the ensuing year. The CIP Coordinator and Budget Director, along with the applicable Department Directors, meet to prioritize the proposed projects based on need, safety, readiness, and time frames. The list is then submitted to the Budget Office where the projects are reviewed and prioritized based on funding requirement and constraints. Once completed, the Planning Director, as required by the Charter, reviews the list of proposed capital improvement projects contemplated and recommends the order of their priority to the Mayor for approval.

Capital Budget Cycle
Figure 3-3

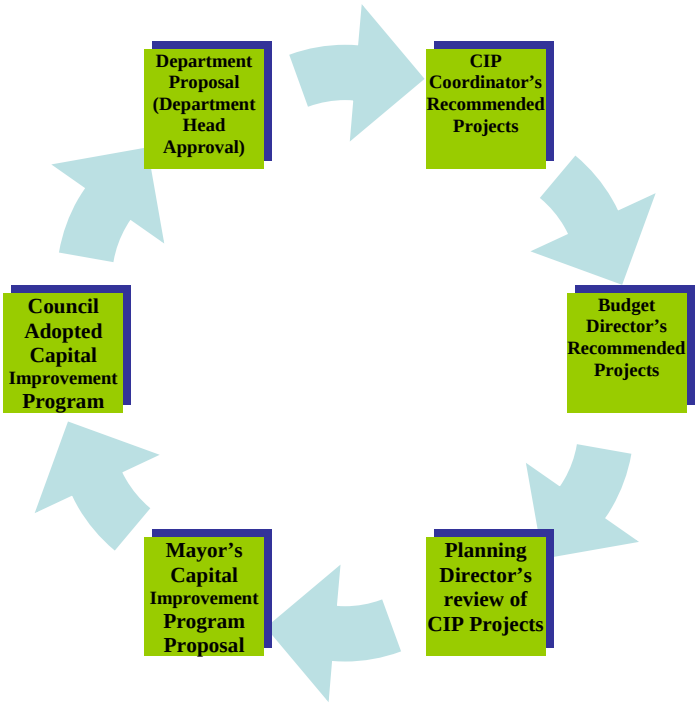

Financing/Source of Funds

Capital projects are usually funded by sources specifically set aside for capital purposes, such as Highway and other dedicated funds, the proceeds of bond sales, or other long-term financing contracts. Unencumbered appropriations for capital improvement projects lapse six months after the close of the fiscal year.

The capital budget requests are submitted with the amount to be expended from each source (general, special revenues or bond funds) for each fiscal year. The total funding in each fiscal year from the various sources is equal to the planned costs to be incurred in that fiscal year. A single capital project can have multiple funding sources. The following are the sources of funds that can be used for each capital project. The funding source is assigned based on the criteria described.

1. **Bikeway Fund:** All fees collected under HRS 249-14 and 249-14.5 are used for the following purposes:
    a. Acquisition, design, construction, improvement, repair and maintenance of bikeways, including the installation and repair of storm drains and bridges;
    b. Installation, maintenance and repair of bikeway lights and power, including replacement of old bikeway lights;
    c. Purposes and functions connected with traffic control and bikeway safety;
    d. Payment of interest on and redemption of bonds issued to finance bikeway construction and improvements; and

e. Promotion of bicycling transportation and recreation.

2. **General Obligation Bond Fund:** A traditional form of government debt financing for major construction projects. General obligation bonds are subject to the County's debt limit.

3. **General Fund:** Also known as Cash CIP, derived from General Fund revenues.

4. **Federal Funds:** Usually related to highway and public transportation system projects. Generally, federal funds are provided at the rate of $4 to $1 county match for the construction portion of qualifying projects.

5. **Highway Fund:** Funding is provided by the County's fuel tax, public utility franchise tax, the motor vehicle weight tax, and public transit fares. These taxes may be used for highway or public transportation-related projects and/or operating expenditures.

6. **Lapsed Bond Fund:** Proceeds from the issuance of general obligation bonds that have lapsed. Normally, this type of fund is assigned by the Budget Office based on the calculations from Department of Finance on the bonds that were issued but not completely expended.

7. **Other Grant Fund:** Other grant fund sources not identified in other funding sources.

8. **Park Assessment Fund:** Derived from park assessment in lieu of land, that is dedicated or paid to the County as a condition of the approval of a subdivision. The funds may be used for the purpose of providing parks and playgrounds to the specific community district that the fund derived from.

9. **State Revolving Loan Fund:** Funding available from the State Revolving Fund ("SRF") program administered by the State of Hawaii Department of Health. The SRF program provides low-interest loans to fund construction of drinking water and wastewater infrastructure projects to achieve or maintain compliance.

10. **State Fund:** Funding received from state agencies as grant awards.

11. **Solid Waste Management Fund:** Funding is provided by fees associated with landfill disposal and refuse collection and can only be used for Solid Waste operations and/or capital projects.

12. **Sewer Fund:** All revenues, including but not limited to, service charges, surcharges, and other charges set forth in the annual budget is deposited into the sewer fund and can only be used for Wastewater system operations and/or capital projects.

13. **Restricted Water Fund:** This fund was established for the water system development fees collected from new users. This is a fee imposed on applicants for new services to fund a portion of costs to construct water system improvements or to recover the cost of existing water systems made in anticipation of additional demand on the systems. The fees collected are used for projects which will provide additional source capacity, additional transmission pipeline capacity, or additional storage tank capacity for any of the county's water systems.

14. **Unrestricted Water Fund:** This fund was established to set aside water revenues for services provided to fund system repairs, maintenance, and facility replacements.

Capital Projects Long-Term Financial Plan

The CIP budget considers the Maui County General Plan, Maui Island Plan, and Community Plans. A capital project must be linked to both the County and department's strategic plans. These linkages are identified in the individual project sheets. Additionally, the CIP implements the General Plan of the County of Maui to the extent practicable. The General Plan is a term for a series of planning documents that will guide future growth and policy creation in the county.

- The Countywide Policy Plan acts as an over-arching values statement and is an umbrella policy document for the Island and Community Plans.
- The Maui Island Plan includes significant and far-reaching policy directives specific to Maui Island and includes a directed growth strategy to focus future urban land uses towards appropriate areas of Maui.
- The Community Plans reflect the unique characteristics of each Community Plan area and enable residents and stakeholders within those areas to address location-specific challenges. These plans are more detailed than the Maui Island Plan, and will include a form-based strategy to define the scope and type of development that will occur in each of these areas.

Debt Policy

The debt management policy includes guidelines and restrictions that affect the amount and type of debt issued by the county, the issuance process, and the management of a debt portfolio. The debt management policy improves the quality of decisions, provides justification for the structure of debt issuance, identifies policy goals, and demonstrates a commitment to long-term financial planning, including a multi-year capital plan. Adherence to the debt management policy signals to rating agencies and the capital markets that a government is well-managed and should meet its obligations in a timely manner. Debt levels and their related annual costs are important long-term obligations that must be managed within available resources.

The creation of general debt by the counties in the State of Hawaii is governed by the Constitution of the State of Hawaii, the applicable provisions of the Hawaii Revised Statutes, and the County Charter. Chapter 47, Hawaii Revised Statutes, is the general law for the issuance of general obligation bonds of counties, and sets forth the provisions relating to the issuance and sale of general obligation bonds, inclusive of details such as method of authorization, maximum maturities, maximum interest rates, denominations, method of sale, form and execution of such bonds, prior redemptions, refunding, and other matters.

General Intent of Debt Policy

Debt is only to be incurred when necessary. The county will confine long-term borrowing to capital assets or equipment that cannot be financed from current financial resources. In an effort to conserve debt capacity, the county shall borrow only when necessary and utilize pay-as-you go financing to the extent possible. Debt is not to be used for operational needs.

Debt financing can include general obligation bonds, revenue bonds, lease/purchase agreements, special obligation bonds, or any other financing instrument allowed under Hawaii Statutes. The county will seek to utilize the least costly and most appropriate form of financing for its capital project needs.

Debt Limit

***Financial limits*:** The County will use an objective, analytical approach to determine the amount of debt to be considered for authorization and issuance through the use of key debt ratios. This process involves the comparison of generally accepted standards of affordability to the current County values.

- ***Ratio of Annual Debt Service to Operational Expenditures of County Funds*** *is* desired not to exceed 10% of County Fund operating expenditures.

- ***Ratio of Net Bonded Debt to Assessed Property Value*** shall not exceed 15% of real property value in accordance with state law. The assessment roll for the fiscal year ended June 30, 2020 was at $51.2 billion giving the county a legal debt margin of approximately $7.3 billion. With an outstanding debt as of June 30, 2020 of $384.5 million, the county is significantly below its legal debt limit.

- ***Net Bonded Debt Per Capita*** should not exceed $2,500 per capita. The current net bonded debt per capital is $2,296.

Debt Structuring Practices

The Constitution of the State provides that all general obligation bonds shall be in serial form maturing in substantially equal installments of principal, or maturing in substantially equal installments of both principal and interest. The first installment of principal must mature no later than five years from the date of issue of such series, and the last installment must mature no later than twenty-five years from the date of such issue; except that the last installment on general obligation bonds sold to the federal government on reimbursable general obligation bonds and on bonds constituting instruments of indebtedness under which a county incurs a contingent liability as a guarantor, must mature no later than thirty-five years from the date of issue of such bonds.

The time of the sale will be determined based on legal requirements, existing cash balances from previous financings, acquisition and construction cash draw down requirements, and expectations of needs for new projects to be funded by the financing.

Debt Issuance Practices

- **Method of Sale**
  The county shall select a method of sale that shall maximize the financial benefit to the county. Such sales can be competitive or negotiated unless otherwise limited by state law, depending upon the project and market conditions. The selected method of sale shall be the option which is expected to result in the lowest cost and most favorable terms given the financial structure used, market conditions, and prior experience. The County used the negotiated method for the most recent bond sale in September 2020. For the prior two bond sales, the County used the competitive method.

- **Refunding of Outstanding Debt**
  The County may consider refunding outstanding debt when financially feasible and consistent with all applicable laws and statutes. A net present value debt savings of at least 3% or greater must be realized before a refunding process begins.

- **Selection and Use of Professional Service Providers**
  The County will provide for a solicitation and selection process for securing all professional services required in connection with any debt issues. This selection will be done on an issue-by-issue basis, will focus on the particular experience and expertise necessary for that issue, and will be made in order to secure such services at competitive prices to the County.

- **Use of Bond Ratings and Credit Enhancements**
  The County shall maintain good communications with bond rating agencies to ensure complete and clear understanding of the credit worthiness of the County and will follow a policy of full disclosure on every financial report and offering statement. The County strives to maintain an AA+ or better bond rating and does not use credit enhancements such as municipal bond insurance.

Debt Management Practices

This section of the policy provides guidance for ongoing administrative activities including:

Investment of Bond Proceeds - The County will invest bond proceeds in accordance with the Hawaii Revised Statutes 46-50. Funds will be invested in instruments that will provide the liquidity required to meet the cash flow needs of each project funded.

Arbitrage Rebate and Secondary Market Disclosure Requirements - The County will comply with all arbitrage rebate requirements as established by the Internal Revenue Service and all secondary market disclosure requirements established by the Securities and Exchange Commission.

Maintaining and Investor Relations Program - The County will provide annual financial, operating and other significant information in a timely manner consistent with federal and state.

Reporting, Monitoring, and Assessment of Policy Implementation - The Director of Finance is responsible for the administration and issuance of debt including the completion of specific tasks and responsibilities included in this policy.

The Department of Finance, Treasury Division will prepare and release an Annual Debt Report no later than May 31 of each year. Such report will pertain to the prior fiscal year and will include the following elements:

- Calculations of the appropriate ratios and measurements necessary to evaluate the county's credit, and that of its various Enterprise Systems, as compared with acceptable municipal rating agency standards (those identified in the Debt Policy and any other such ratios and measurements as management shall deem appropriate).
- Information related to any significant events affecting outstanding debt.
- An evaluation of savings related to any refinancing activity.
- A summary of any changes in federal or state laws affecting the county's debt program.
- A summary statement as to the overall status of the county's debt obligations and debt management activities.

Debt Administration

General Obligation Bonds payable and State Revolving Fund Loans payable for the County of Maui and the Department of Water Supply ("DWS") at June 30, 2020 are comprised of the following:

Figure 3-4
General Obligation Bonds Payable
Governmental Activities

Year	Description	Interest Rates	Original Issue Amount	Final Maturity	Outstanding Balance June 30, 2020
2010	Series A GO	0.53%-5.95%	23,375,000	2030	$ 13,640,000
2010	Series B GO	3.00%-5.00%	50,320,000	2021	5,000,805
2012	Series A,B and D GO and Refunding	2.00%-5.00%	70,250,000	2032	32,888,278
2014	Series A,B,D and E GO and Refunding	2.00%-5.00%	68,670,000	2034	40,375,000
2015	Series A,B,C and D GO and Refunding	3.00%-5.00%	60,155,000	2035	34,868,496
2018	Series A,B,D and E GO and Refunding	3.00%-5.00%	106,315,000	2038	95,665,000
	Total general obligation bonds				222,437,579
	Unamortized premium				12,250,012
	Net general obligation bonds outstanding				$ 234,687,590

Figure 3-5
General Obligation Bonds Payable
Business Type Activities

Year	Description	Interest Rates	Final Maturity	Outstanding Balance June 30, 2020
2010	Series B GO Refunding Bonds	4.00%-5.00%	6/1/2021	$ 434,195
2012	Series B and C GO and Refunding	2.10%-5.00%	6/1/2034	5,996,722
2014	Series C GO Bonds	3.00%-5.00%	6/1/2034	5,295,000
2015	Series B and D GO Refunding Bonds	3.00%-5.00%	9/1/2026	2,661,504
2018	Series C GO Refunding	3.00%-5.00%	9/1/2031	3,795,000
	Total general obligation bonds			18,182,421
	Unamortized premium			1,930,981
	Net general obligation bonds outstanding			$ 20,113,403

Figure 3-6
State Revolving Fund Loans
Governmental Activities

Year	Description	Loan Number	Original Issue Amount	Final Maturity	Outstanding Balance June 30, 2020
2004	Lahaina Pump Station Nos. 5 & 6	C150054-12	$ 3,300,000	2026	$ 1,061,744
2006	Lahaina Pump Station No. 4	C150054-09	1,700,000	2027	643,915
2008	Wailuku-Kahului Wastewater Pump Station	C150052-19	9,931,786	2028	4,217,269
2009	Wailuku-Kahului Wastewater Reclamation	C150052-32	2,000,000	2029	894,232
2009	Lahaina Wastewater Pump Station No. 1	C150054-06	7,050,000	2029	3,197,026
2009	Central Maui Landfill Gas Collection	NPS0052-39	3,502,173	2029	1,571,150
2009	Islandwide EPA Consent Decree	C150052-31	8,438,770	2029	3,809,553
2009	Molokai Integrated Solid Waste Facility	NPS0041-07	3,241,038	2029	1,560,952
2010	Front Street Sewer Line Rehabilitation	C150054-11	447,454	2029	222,506
2010	Hyatt/Kaanapali Force Main Replacements	C150054-25	1,737,541	2030	910,629
2010	Countywide Pump Station Renovations	C150052-28	928,608	2029	474,186
2011	Kihei No. 2 Force Main Replacement	C150077-20	1,022,919	2032	590,164
2013	Alamaha Force Main Replacement	C150052-40	1,128,000	2033	734,899
2013	West Maui Recycled Water	C150054-23	3,205,090	2033	842,593
2012	Wailuku-Kahului Force Main Replacement	C150052-35	3,621,040	2034	2,553,806
2012	Countywide Pump Station Renovations	C150054-34	4,023,751	2034	3,011,013
2010	Central Operations and Maintenance Facility	C150052-33	500,000	2034	348,923
2013	Lahaina No. 3 Force Main Replacement	C150054-28	4,719,007	2034	3,318,113
2013	Lahaina Wastewater Pump Station No. 2	C150054-10	4,478,103	2034	3,135,616
2013	South Maui Recycled Water Distribution Syste	C150077-17	2,543,970	2035	1,909,311
2014	Kihei Force Main Replacement	C150077-22	1,620,000	2036	1,351,745
2015	Paia Force Main Replacement	C150052-48	1,734,738	2036	1,446,639
2016	Kahului-Wailuku Wastewater Reclamation Facility Filter Modification	C150052-61	4,594,179	2037	3,943,934
2017	Waiehu Wastewater Pump Station Force Main Replacement	C150052-50	827,136	2037	729,712
2017	Kulanihakoi Street Recycled Water Line Exte	C150077-25	1,473,064	2037	1,309,429
2017	Lahaina Wastewater Reclamation Facility Modifications, Stage 1A	C150054-22	45,941,344	2039	42,292,924
2017	Central Maui Landfill (CML) Phase V Gas Collection System Expansion	NPS0052-62	1,683,238	2037	1,454,927
2017	Hawaiian Homes Force Main Replacement	C150054-31	2,240,000	2037	1,993,982
2017	Wailuku Kahului WWRF Solids Bldg Renovati	C150052-60	657,606	2040	641,166
2016	Kihei No.16 Pump Stn Rehab and FM Repla	C150077-24	5,409,243	2040	4,721,172
2018	South Maui Recycled Water System 2nd tank	C150077-16	5,023,000	2041	110,769
2018	CML Phase V-B Extension	NPS0052-64	3,337,611	2039	3,259,987
			$ 142,060,409		$ 98,263,986

Legal Debt Margin as of June 30, 2020

As stated earlier, the Constitution of the State of Hawaii sets the debt limit of the County at 15% of the net taxable assessed valuation of real property in the County of Maui. The assessment roll for the fiscal year ended June 30, 2020 was at $51.2 billion giving the county a legal debt margin of approximately $7.3 billion. With an outstanding debt, as of June 30, 2020, $384.5 million, the county is significantly below its legal debt limit.

Figure 3-7
Schedule of Debt Service Requirements to Maturity for County's General Long-Term Debt at June 30, 2020

	Governmental Activities - General Obligation Bonds		
Year Ending June 30,	Principal	Interest	Total
2021	$ 22,492,303	$ 8,879,835	$ 31,372,138
2022	16,750,816	7,822,285	24,573,101
2023	15,513,258	7,030,060	22,543,318
2024	16,251,455	6,280,105	22,531,561
2025	16,977,826	5,554,309	22,532,135
2026-2030	65,378,659	18,693,947	84,072,606
2031-2035	44,573,261	7,631,936	52,205,197
2036-2039	24,500,000	1,663,275	26,163,275
Total	$ 222,437,579	$ 63,555,752	$ 285,993,331

	Governmental Activities - SRF Loans		
Year Ending June 30,	Principal	Interest	Total
2021	$ 6,516,126	$ 918,593	$ 7,434,719
2022	6,582,431	859,395	7,441,826
2023	6,629,273	799,524	7,428,797
2024	6,676,437	739,283	7,415,720
2025	6,724,214	678,382	7,402,596
2026-2030	30,246,301	2,490,189	32,736,491
2031-2035	22,021,922	1,236,700	23,258,622
2036-2041	12,867,283	282,801	13,150,084
Total	$ 98,263,986	$ 8,004,867	$ 106,268,854

Figure 3-8
Schedule of Debt Service Requirements to Maturity for Water Supply's General Long-Term Debt at June 30, 2020

Year Ending June 30,	Business-Type Activities - General Obligation Bonds		
	Principal	Interest	Total
2021	$ 2,472,697	$ 744,104	$ 3,216,801
2022	2,139,184	624,161	2,763,345
2023	2,251,742	516,392	2,768,133
2024	1,213,545	416,164	1,629,709
2025	1,267,174	361,109	1,628,282
2026-2030	5,716,341	1,095,032	6,811,373
2031-2035	3,121,739	204,952	3,326,690
	$ 18,182,421	$ 3,961,912	$ 22,144,334

Year Ending June 30,	Business-Type Activities - Notes Payable		
	Principal	Interest	Total
2021	$ 2,550,020	$ 587,031	$ 3,137,050
2022	2,572,828	554,462	3,127,289
2023	2,596,862	520,627	3,117,489
2024	2,621,140	486,509	3,107,649
2025	2,645,905	451,864	3,097,769
2026-2030	13,610,068	1,729,121	15,339,189
2031-2035	12,531,278	827,261	13,358,540
2036-2041	6,446,251	160,585	6,606,836
Total	$ 45,574,352	$ 5,317,460	$ 50,891,811

Investment Policy

Significant portions of the County's Investment Policy are provided herein. A copy of the complete policy is available upon request to the Budget Office.

The purpose of the Investment Policy is to establish cash management and investment guidelines for the County Treasurer, who is responsible for the stewardship of Maui County's Investment Fund. Each transaction and the entire portfolio must comply with HRS Chapter 46 Section 50 and this policy. All portfolio activities will be judged by the standards of the policy and ranking of objectives.

The Investment Policy applies to all financial assets of the County of Maui. These funds are accounted for in the County's Comprehensive Annual Financial Report and include:

- General Fund
- Special Revenue Funds
- Capital Improvement Project Funds
- Enterprise Funds
- Trust and Agency Funds
- Debt Service Funds
- Any new fund unless specifically exempted

The Investment Policy applies to all transactions involving financial assets and related activity of all the foregoing funds. It does not apply to the Employee Retirement System nor employee deferred compensation funds which are organized and administered separately by the State of Hawaii. Except for cash in certain restricted and special funds, the County of Maui will consolidate cash balances from all funds to maximize earnings. Investment income will be allocated to the various funds based on their respective participation and in accordance with generally accepted accounting principles.

Investment Policy Objectives

The primary objectives, in priority order, of investment activities shall be safety, liquidity, and yield:

Safety

Safety of principal is the foremost objective of the County. Investments shall be undertaken in a manner that seeks to ensure the preservation of capital in the overall portfolio. The objective will be to mitigate credit risk and interest rate risk.

Credit risk, the risk of loss due to the failure of the security issuer, will be minimized by:

- Limiting investments to the safest types of securities.
- Prequalifying the financial institutions, broker/dealers, intermediaries, and advisors.
- Limiting the concentration of investments of individual issuers so that potential losses on individual securities will be minimized.

Interest rate risk, the risk that market value securities in the portfolio will fall due to changes in general interest rates, by:

- Structuring the investment portfolio so that securities mature to meet cash requirements for ongoing operations and capital projects, thereby minimizing the need to sell securities on the open market prior to maturity.

Liquidity
The investment portfolio shall maintain sufficient liquidity, in cash or cash equivalents, to meet all operating requirements that may be reasonably anticipated. This is accomplished by structuring the portfolio so that securities mature concurrent with cash needs to meet anticipated demands (static liquidity). Furthermore, since all possible cash demands cannot be anticipated, the portfolio should consist largely of securities with active secondary or resale markets (dynamic liquidity). Cash flow projections designating funds available for short-term liquidity (maturities of less than one year) and for longer-term investment (maturities of less than 5 years) shall be maintained and evaluated to ensure sufficient liquidity to meet the County's ongoing cash requirements.

The targeted liquidity of the portfolio shall require that a minimum 10% of portfolio investments shall have maturities of one year or less.

Yield
The investment portfolio shall be designed with the objective of attaining a market rate of return throughout budgetary and economic cycles, taking into account the investment risks constraints and liquidity needs. Return on investment is of secondary importance compared to the safety and liquidity objectives described above. The core of investments is limited to relatively low risk securities in anticipation of earning a fair return relative to the risk being assumed. Securities shall not be sold prior to maturity with the following exceptions:

- A security with declining credit may be sold early to minimize loss of principal.
- A security swap would improve the quality, yield, or target duration in the portfolio.
- Liquidity needs of the portfolio require that the security be sold.

Performance Evaluation
Portfolio performance is monitored monthly and evaluated quarterly in comparison to the movement of a selected benchmark or index as established by the Investment Committee from time to time. Over time, the rate of return attained by the investment portfolio should be at or near the selected benchmark or index. The investment program shall seek to augment returns above these thresholds consistent with risk limitations identified herein and prudent investment principles. Regular meetings are to be conducted with the investment staff and/or the Investment Advisor to review the portfolio's performance and current market conditions.

Interim and Annual Reporting
The Treasurer prepares investment reports at least quarterly for the Investment Committee and monthly for internal review, including a summary of the current investment portfolio and transactions made over the previous quarter. The investment report must be detailed and comprehensive and considers the following:

1. Security description: Committee on uniform securities identification procedures (CUSIP), issuer, par amount, cost, purchase price, market value, rating, maturity date, yield to maturity, yield to call, and accrued interest;
2. Securities purchased, sold, and matured during the period;
3. Realized and unrealized gains and losses during the period;
4. Portfolio performance statistics;
5. Portfolio duration and weighted average maturing, and;
6. Changes in the County's cash position and liquidity from the prior quarter in comparison to projected cash and liquidity required.

The quarterly report is provided to the Investment Committee members and the County Council within 30 days of the quarter end. In addition, an annual summary report which consolidates the quarterly report is provided.

At least annually, the Treasurer provides the Investment Committee members with economic reports available from investment publications or investment advisory services. The Investment Committee evaluates these economic reports to make portfolio adjustments or to determine an appropriate investment strategy for the County.

Investment Committee
The County's Investment Committee is composed of the Director of Finance, the Deputy Director of Finance, the Managing Director, the Budget Director, and the Accounting System Administrator. The Investment Committee shall meet at least quarterly to recommend general strategies and monitor investment results. The Investment Committee shall include in its deliberations such topics as: review of investment advisor performance to include portfolio yield; economic outlook; portfolio diversification and maturity structure; liquidity needs; any unique or potential risks to the County of Maui and its portfolio; authorized depositories; brokers and dealers; and the benchmark rate of return on the investment portfolio.

The committee members shall review quarterly investment reports. Any two members of the committee may request a special meeting, and three members shall constitute a quorum. The Director of Finance shall chair the Investment Committee meetings. The Treasurer or his/her representative, shall produce agendas, minutes, any necessary reports, and shall act as the Committee Secretary and perform other duties as directed.

The Investment Committee must approve:

1) Changes to asset size and issuer limitations as outlined in this Policy.
2) Additions or deletions to the approved Securities Broker Dealers.
3) Additional Services including information services such as Bloomberg.
4) Retention or removal of a qualified and SEC registered Investment Advisor.
5) Retention or removal of a registered Municipal Advisor as may be required with respect to the investment of bond proceeds.
6) Changes in service or procedures for securities custodial safe keeping practices and procedures.
7) Targeted liquidity of the portfolio.

Delegation and Authority, Prudence and Ethics
In accordance with the Maui County Charter Section 8-4.3 and HRS 46-50, the responsibility and authority for maintaining and managing the County treasury and depositing monies in depositories and instruments authorized by law resides with the Director of Finance.

In accordance with Maui County Code 3.08.040, the Finance Director shall procure the services of an independent third-party investment advisor, registered and licensed with the Securities and Exchange Commission, to make recommendations and execute the investment of available County funds in accordance with this Policy and as approved by the Investment Committee and as authorized by law.

The Director of Finance and Treasurer shall work with the third-party investment advisor in developing and maintaining a detailed twelve-month cash flow forecast identifying funds available for investment while assuring the County has adequate cash reserves and liquidity to fund ongoing County operational expenses.

In an emergency or other event where the County investment advisor is unavailable, the Director of Finance and Treasurer are responsible for and authorized to make investments and oversee the order, receipt, and delivery of investment securities among the custodial security clearance accounts as the County's investment custodian. The Director of Finance may also provide additional investment authorizations.

All officers and employees involved in the investment process shall act responsibly as custodians of the public trust and refrain from personal business activity that could conflict with proper execution of the investment program or which could impair the ability to make impartial investment decisions. Officers, employees, and investment officials shall disclose to the Investment Committee any material financial interest in financial institutions that conduct business within this jurisdiction.

Sections of the investment policy not included but available are:

- Reporting: Interim and Annual
- Diversification, and Risk
- Accountably and Control
- Authorized Financial Dealers and Institutions
- Limits on Honoraria, Gifts, and Gratuities
- Security Custody and Deliveries
- Hawaii Revised Statute – Chapter 46-50 Short term investment of county moneys
- Exhibit B – County of Maui approved broker/dealers
- Schedule 1: Policy Criteria for Entering into a Money Market Fund
- Schedule 2: Policy Criteria for Collateralized Time Deposits
- Schedule 3: Policy Criteria for Selection of Broker/Dealers

This page has been intentionally left blank.

Financial Summaries

Mayor's Proposed Budget
FY 2022

This page has been intentionally left blank.

The Financial Summaries section includes summaries about County funds' historical, adopted, and proposed revenues and expenditures, operating budget, changes in fund balance, summaries of major revenue sources, and summaries of equivalent personnel.

4-Year Comparison: Consolidated Schedule (in Thousands)
Figure 4-1

MAJOR SOURCES/USES	FY 2019 ACTUAL	FY 2020 ACTUAL	FY 2021 ADOPTED	FY 2022 PROPOSED	CHANGE AMOUNT	CHANGE PERCENT
ESTIMATED REVENUES						
FROM TAXES, FEES AND ASSESSMENTS						
CHARGES FOR CURRENT SERVICES	$151,273.8	$156,011.8	$138,466.2	$151,362.5	$12,896.3	9.3%
FUEL & FRANCHISE TAXES	$25,426.3	$24,853.0	$21,200.0	$23,500.0	$2,300.0	10.8%
LICENSES, PERMITS & OTHERS	$64,078.6	$57,963.7	$40,193.3	$41,555.6	$1,362.3	3.4%
OTHER INTERGOVERNMENTAL	$23,040.3	$19,708.0	$14,270.0	$17,200.0	$2,930.0	20.5%
PUBLIC SERVICE COMPANY TAX	$7,820.9	$8,283.9	$7,000.0	$7,500.0	$500.0	7.1%
REAL PROPERTY TAXES	$320,886.7	$358,902.3	$375,925.2	$371,402.3	-$4,522.9	-1.2%
SPECIAL ASSESSMENTS	$22,237.3	$12,858.0	$4,458.3	$7,415.0	$2,956.7	66.3%
TRANSIENT ACCOMODATIONS TAX	$23,484.0	$19,570.0	$0.0	$0.0	$0.0	N/A
FROM OTHER SOURCES						
BOND/LAPSED BOND	$103,129.6	$20,034.8	$81,883.0	$87,452.9	$5,569.9	6.8%
CARRY-OVER SAVINGS	$124,452.0	$167,201.6	$96,216.4	$84,490.1	-$11,726.3	-12.2%
INTERFUND TRANSFERS	$40,228.6	$45,597.1	$43,001.4	$37,062.8	-$5,938.6	-13.8%
TOTAL ESTIMATED REVENUES	**$906,058.2**	**$890,984.1**	**$822,613.8**	**$828,941.2**	**$6,327.4**	**0.8%**
EXPENDITURES AND OTHER USES						
OPERATING EXPENDITURES						
CULTURE AND RECREATION	$32,467.5	$29,809.3	$35,036.9	$35,488.4	$451.5	1.3%
GENERAL GOVERNMENT	$207,211.0	$232,466.3	$271,699.9	$270,666.2	-$1,033.7	-0.4%
HIGHWAYS, STREETS, AND TRANSPORTATION	$51,527.2	$55,728.3	$56,319.4	$48,042.1	-$8,277.3	-14.7%
LEGISLATIVE	$7,434.1	$7,654.5	$10,727.3	$10,589.9	-$137.4	-1.3%
PUBLIC SAFETY	$100,164.4	$103,027.2	$115,502.6	$118,095.9	$2,593.2	2.2%
SANITATION	$78,229.8	$83,863.2	$91,680.9	$84,406.7	-$7,274.2	-7.9%
SOCIAL WELFARE	$23,933.9	$26,436.8	$30,599.4	$29,500.6	-$1,098.9	-3.6%
WATER SUPPLY	$54,478.6	$62,201.0	$71,200.9	$72,813.8	$1,612.9	2.3%
CAPITAL EXPENDITURES	$117,428.2	$99,344.5	$139,846.3	$159,337.6	$19,491.3	13.9%
TOTAL EXPENDITURES AND OTHER USES	**$672,874.7**	**$700,531.1**	**$822,613.8**	**$828,941.2**	**$6,327.4**	**0.8%**

Note: True sum may be different due to rounding.

Estimated Revenues By Major Source
(in Thousands)
Figure 4-2

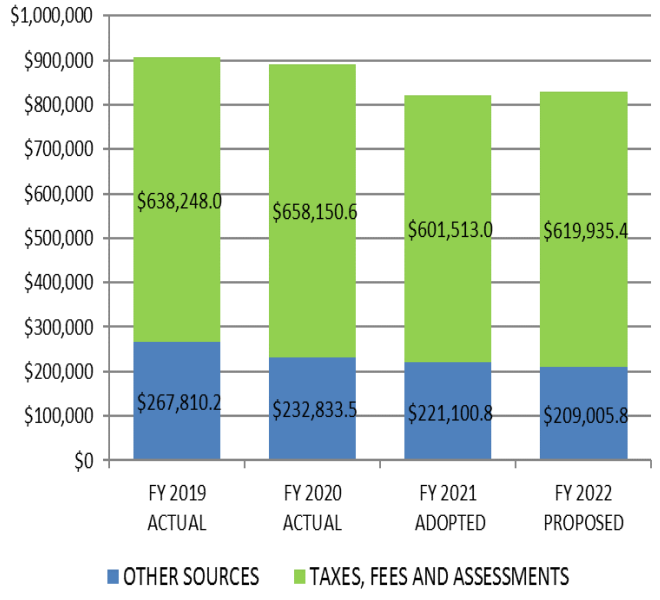

Expenditures and Other Uses
(in Thousands)
Figure 4-3

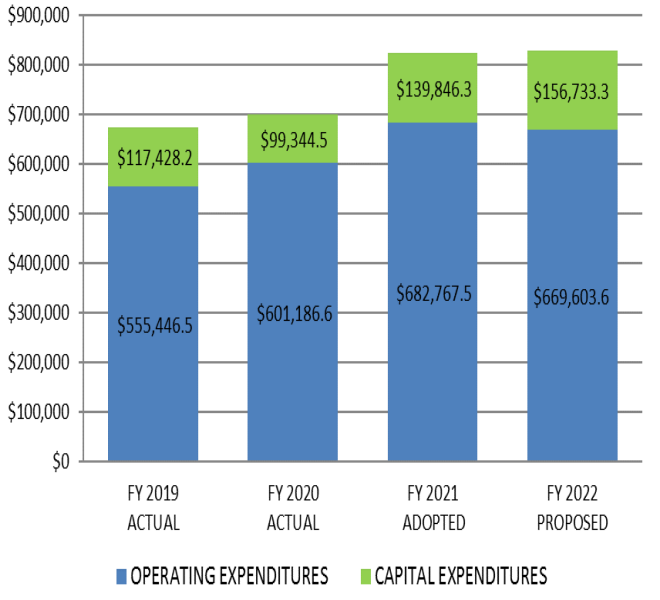

4-Year Comparison: Revenue Schedule by Major Fund (in Thousands)

Figure 4-4

MAJOR SOURCES	FY 2019 ACTUAL	FY 2020 ACTUAL	FY 2021 ADOPTED	FY 2022 PROPOSED	CHANGE AMOUNT	CHANGE PERCENT
GENERAL FUND						
FROM TAXES, FEES AND ASSESSMENTS						
CHARGES FOR CURRENT SERVICES	$3,948.0	$3,981.4	$3,680.0	$4,013.4	$333.4	9.1%
FINES, FORFEITS & PENALTIES	$2,509.0	$2,626.7	$2,000.0	$1,500.0	-$500.0	-25.0%
LICENSES & PERMITS	$8,566.8	$9,794.8	$7,022.0	$8,522.0	$1,500.0	21.4%
MISCELLANEOUS	$2,756.6	$1,171.3	$800.0	$606.0	-$194.0	-24.2%
OTHER INTERGOVERNMENTAL	$70.6	$29.2	$70.0	$50.0	-$20.0	-28.6%
PUBLIC SERVICE COMPANY TAX	$7,820.9	$8,283.9	$7,000.0	$7,500.0	$500.0	7.1%
REAL PROPERTY TAXES	$320,886.7	$358,902.3	$375,925.2	$371,402.3	-$4,522.9	-1.2%
SPECIAL ASSESSMENTS	$2,815.0	$1,068.7	$15.0	$950.0	$935.0	6233.3%
TRANSIENT ACCOMODATIONS TAX	$23,484.0	$19,570.0	$0.0	$0.0	$0.0	N/A
USE OF MONEY & PROPERTY	$12,300.4	$11,865.1	$2,320.0	$2,299.4	-$20.6	-0.9%
FROM OTHER SOURCES						
BOND/LAPSED BOND	$103,129.6	$20,034.8	$23,685.0	$37,825.0	$14,140.0	59.7%
CARRY-OVER SAVINGS	$78,827.2	$105,905.1	$50,427.5	$56,738.3	$6,310.8	12.5%
INTERFUND CHARGES	$28,558.1	$36,592.4	$28,610.1	$25,083.5	-$3,526.7	-12.3%
INTERFUND TRANSFERS	$1,063.1	$1,063.1	$0.0	$0.0	$0.0	N/A
TOTAL GENERAL FUND	**$596,736.1**	**$580,888.8**	**$501,554.8**	**$516,490.0**	**$14,935.1**	**3.0%**
SPECIAL REVENUE FUNDS						
FROM TAXES, FEES AND ASSESSMENTS						
CHARGES FOR CURRENT SERVICES	$82,135.5	$83,844.9	$75,663.0	$82,958.5	$7,295.5	9.6%
FUEL & FRANCHISE TAXES	$25,426.3	$24,853.0	$21,200.0	$23,500.0	$2,300.0	10.8%
LICENSES & PERMITS	$28,583.7	$27,920.3	$27,588.3	$27,944.5	$356.2	1.3%
MISCELLANEOUS	$21.7	$33.3	$40.0	$40.8	$0.8	1.9%
OTHER INTERGOVERNMENTAL	$17,724.4	$17,139.4	$14,200.0	$12,900.0	-$1,300.0	-9.2%
SPECIAL ASSESSMENTS	$341.3	$1,388.6	$0.0	$0.0	$0.0	0.0%
FROM OTHER SOURCES						
BOND/LAPSED BOND	$0.0	$0.0	$58,198.0	$49,627.9	-$8,570.1	-14.7%
CARRY-OVER SAVINGS	$34,609.2	$31,166.1	$20,932.3	$8,216.7	-$12,715.7	-60.7%
INTERFUND CHARGES	$278.8	$1,144.2	$415.0	$415.0	$0.0	0.0%
INTERFUND TRANSFERS	$6,558.2	$6,019.6	$13,018.1	$10,609.1	-$2,409.0	-18.5%
TOTAL SPECIAL REVENUE FUNDS	**$195,679.0**	**$193,509.5**	**$231,254.7**	**$216,212.4**	**-$15,042.3**	**-6.5%**
ENTERPRISE FUNDS						
FROM TAXES, FEES AND ASSESSMENTS						
CHARGES FOR CURRENT SERVICES	$65,190.3	$68,185.5	$59,123.2	$64,390.6	$5,267.4	8.9%
MISCELLANEOUS	$5,292.6	$1,289.9	$23.0	$23.0	$0.0	100.0%
OTHER INTERGOVERNMENTAL	$5,245.3	$2,539.4	$0.0	$4,250.0	$4,250.0	n/a
SPECIAL ASSESSMENTS	$19,081.0	$10,400.7	$4,443.3	$6,465.0	$2,021.7	45.5%
USE OF MONEY & PROPERTY	$4,047.8	$3,262.2	$400.0	$619.9	$219.9	55.0%
FROM OTHER SOURCES						
BOND/LAPSED BOND	$0.0	$0.0	$0.0	$0.0	$0.0	0.0%
CARRY-OVER SAVINGS	$11,015.6	$30,130.3	$24,856.5	$19,535.1	-$5,321.4	-21.4%
INTERFUND TRANSFERS	$3,770.4	$777.8	$958.2	$955.3	-$2.9	-0.3%
TOTAL ENTERPRISE FUNDS	**$113,643.1**	**$116,585.8**	**$89,804.2**	**$96,238.8**	**$6,434.6**	**7.2%**
TOTAL COUNTY FUNDS	**$906,058.2**	**$890,984.1**	**$822,613.8**	**$828,941.2**	**$6,327.4**	**0.8%**

Note: True sum may be different due to rounding.

4-Year Comparison: Special Revenue Funds Schedule by Sub-Fund (in Thousands)

Figure 4-5

MAJOR SOURCES	FY 2019 ACTUAL	FY 2020 ACTUAL	FY 2021 ADOPTED	FY 2022 PROPOSED	CHANGE AMOUNT	CHANGE PERCENT
BIKEWAY FUND:						
FROM TAXES, FEES AND ASSESSMENTS						
LICENSES & PERMITS	$82.0	$72.8	$50.0	$0.0	-$50.0	-100.0%
FROM OTHER SOURCES						
CARRY-OVER SAVINGS	$449.4	$151.3	$122.2	$0.0	-$122.2	-100.0%
INTERFUND TRANSFERS	$78.3	$0.0	$127.8	$0.0	-$127.8	-100.0%
TOTAL BIKEWAY FUND	**$609.7**	**$224.1**	**$300.0**	**$0.0**	**-$300.0**	**-100.0%**
EP&S FUND:						
FROM TAXES, FEES AND ASSESSMENTS						
CHARGES FOR CURRENT SERVICES	$0.0	$0.0	$1,282.9	$2,154.1	$871.2	67.9%
FROM OTHER SOURCES						
CARRY-OVER SAVINGS	$4,571.5	$6,466.9	$6,113.7	$898.1	-$5,215.7	-85.3%
INTERFUND TRANSFERS	$6,479.9	$4,263.2	$4,134.8	$4,839.9	$705.1	17.1%
TOTAL EP&S FUND	**$11,051.4**	**$10,730.2**	**$11,531.4**	**$7,892.1**	**-$3,639.3**	**-31.6%**
HIGHWAY FUND:						
FROM TAXES, FEES AND ASSESSMENTS						
CHARGES FOR CURRENT SERVICES	$2,475.4	$2,400.0	$2,356.6	$2,400.0	$43.4	1.8%
FUEL & FRANCHISE TAXES	$25,426.3	$24,853.0	$21,200.0	$23,500.0	$2,300.0	10.8%
LICENSES & PERMITS	$26,166.2	$25,636.6	$25,233.8	$25,517.7	$283.8	1.1%
MISCELLANEOUS	$0.0	$0.0	$0.0	$0.0	$0.0	n/a
SPECIAL ASSESSMENTS	$0.0	$0.0	$0.0	$0.0	$0.0	n/a
FROM OTHER SOURCES						
BOND/LAPSED BOND	$0.0	$0.0	$17,303.0	$25,622.9	$8,319.9	48.1%
CARRY-OVER SAVINGS	$14,456.8	$13,055.7	$10,039.0	$1,574.1	-$8,464.8	-84.3%
INTERFUND CHARGES	$278.8	$1,144.2	$415.0	$415.0	$0.0	n/a
INTERFUND TRANSFERS	$0.0	$0.0	$0.0	$0.0	$0.0	n/a
TOTAL HIGHWAY FUND	**$68,803.5**	**$67,089.4**	**$76,547.4**	**$79,029.7**	**$2,482.4**	**3.2%**
LIQUOR FUND:						
FROM TAXES, FEES AND ASSESSMENTS						
LICENSES & PERMITS	$2,335.5	$2,211.0	$2,304.4	$2,426.8	$122.4	5.3%
FROM OTHER SOURCES						
CARRY-OVER SAVINGS	$1,414.2	$1,038.8	$727.1	$674.2	-$52.9	-7.3%
INTERFUND TRANSFERS	$0.0	$0.0	$0.0	$0.0	$0.0	n/a
TOTAL LIQUOR FUND	**$3,749.6**	**$3,249.8**	**$3,031.5**	**$3,101.0**	**$69.5**	**2.3%**
SOLID WASTE MANAGEMENT FUND:						
FROM TAXES, FEES AND ASSESSMENTS						
CHARGES FOR CURRENT SERVICES	$24,632.7	$23,889.2	$21,821.9	$25,083.8	$3,261.9	14.9%
MISCELLANEOUS	$0.5	$9.5	$0.0	$0.0	$0.0	n/a
OTHER INTERGOVERNMENTAL	$0.0	$0.0	$0.0	$0.0	$0.0	n/a
FROM OTHER SOURCES						
BOND/LAPSED BOND	$0.0	$0.0	$13,135.0	$3,555.0	-$9,580.0	-72.9%
CARRY-OVER SAVINGS	$2,437.2	$880.1	$169.3	-$451.1	-$620.4	-366.4%
INTERFUND TRANSFERS	$0.0	$1,756.3	$8,755.6	$5,769.2	-$2,986.4	-34.1%
TOTAL SOLID WASTE FUND	**$27,070.4**	**$26,535.1**	**$43,881.8**	**$33,956.9**	**-$9,924.9**	**-22.6%**
SEWER FUND:						
FROM TAXES, FEES AND ASSESSMENTS						
CHARGES FOR CURRENT SERVICES	$55,027.4	$57,555.7	$50,201.7	$53,320.6	$3,118.9	6.2%
MISCELLANEOUS	$21.3	$23.8	$40.0	$40.8	$0.8	1.9%
OTHER INTERGOVERNMENTAL	$17,724.4	$17,139.4	$14,200.0	$12,900.0	-$1,300.0	-9.2%
SPECIAL ASSESSMENTS	$341.3	$1,388.6	$0.0	$0.0	$0.0	n/a
FROM OTHER SOURCES						
BOND/LAPSED BOND	$0.0	$0.0	$27,760.0	$20,450.0	-$7,310.0	-26.3%
CARRY-OVER SAVINGS	$11,280.1	$9,573.3	$3,761.0	$5,521.3	$1,760.3	46.8%
INTERFUND TRANSFERS	$0.0	$0.0	$0.0	$0.0	$0.0	n/a
TOTAL WASTEWATER FUND	**$84,394.4**	**$85,680.9**	**$95,962.7**	**$92,232.7**	**-$3,730.0**	**-3.9%**
TOTAL SPECIAL REVENUE FUNDS	**$195,679.0**	**$193,509.5**	**$231,254.7**	**$216,212.4**	**-$15,042.3**	**-6.5%**

Note: True sum may be different due to rounding.

4-Year Comparison: Enterprise Revenue Funds* Schedule by Sub-Fund (in Thousands)

Figure 4-6

MAJOR SOURCES	FY 2019 ACTUAL	FY 2020 ACTUAL	FY 2021 ADOPTED	FY 2022 PROPOSED	CHANGE AMOUNT	CHANGE PERCENT
GOLF FUND:						
FROM TAXES, FEES AND ASSESSMENTS						
CHARGES FOR CURRENT SERVICES	$729.8	$0.0	$0.0	$0.0	$0.0	n/a
USE OF MONEY & PROPERTY	$139.1	$0.0	$0.0	$0.0	$0.0	n/a
FROM OTHER SOURCES						
BOND/LAPSED BOND	$0.0	$0.0	$0.0	$0.0	$0.0	n/a
CARRY-OVER SAVINGS	$0.0	$0.0	$0.0	$0.0	$0.0	n/a
INTERFUND TRANSFERS	$3,172.2	$0.0	$0.0	$0.0	$0.0	n/a
TOTAL GOLF FUND	**$4,041.1**	**$0.0**	**$0.0**	**$0.0**	**$0.0**	**n/a**
WATER SUPPLY FUND:						
FROM TAXES, FEES AND ASSESSMENTS						
CHARGES FOR CURRENT SERVICES	$64,460.5	$68,185.5	$59,123.2	$64,390.6	$5,267.4	8.9%
MISCELLANEOUS	$5,292.6	$1,289.9	$23.0	$23.0	$0.0	0.0%
OTHER INTERGOVERNMENTAL	$5,245.3	$2,539.4	$0.0	$4,250.0	$4,250.0	n/a
SPECIAL ASSESSMENTS[1]	$19,081.0	$10,400.7	$4,443.3	$6,465.0	$2,021.7	45.5%
USE OF MONEY & PROPERTY	$3,908.7	$3,262.2	$400.0	$619.9	$219.9	55.0%
FROM OTHER SOURCES						
BOND/LAPSED BOND	$0.0	$0.0	$0.0	$0.0	$0.0	n/a
CARRY-OVER SAVINGS	$11,015.6	$30,130.3	$24,856.5	$19,535.1	-$5,321.4	-21.4%
INTERFUND TRANSFERS	$598.2	$777.8	$958.2	$955.3	-$2.9	-0.3%
TOTAL WATER SUPPLY FUND	**$109,601.9**	**$116,585.8**	**$89,804.2**	**$96,238.8**	**$6,434.6**	**7.2%**
TOTAL ENTERPRISE FUNDS	**$113,643.1**	**$116,585.8**	**$89,804.2**	**$96,238.8**	**$6,434.6**	**7.2%**

Note: True sum may be different due to rounding.

*Effective July 1, 2019, the Golf Fund was repealed through Ordinance No. 4952, Bill No. 144 (2018).

4-Year Comparison: Operating Expenditures Schedule by Major Fund (in Thousands)

Figure 4-7

MAJOR USES	FY 2019 ACTUAL	FY 2020 ACTUAL	FY 2021 ADOPTED	FY 2022 PROPOSED	CHANGE AMOUNT	CHANGE PERCENT
GENERAL FUND						
OPERATING EXPENDITURES						
Culture and Recreation						
Parks and Recreation	$29,265.9	$30,109.7	$35,036.9	$35,488.4	$451.5	1.3%
General Government						
Corporation Counsel	$4,120.3	$3,991.2	$4,084.6	$4,287.5	$202.9	5.0%
Environmental Management	$569.6	$592.1	$634.6	$647.0	$12.4	2.0%
Finance	$156,319.7	$178,366.0	$209,916.4	$207,706.3	-$2,210.1	-1.1%
Management	$13,115.7	$12,477.0	$16,616.6	$15,010.1	-$1,606.5	-9.7%
Office of the Mayor	$14,810.3	$18,034.8	$20,694.9	$21,374.8	$679.9	3.3%
Personnel Services	$1,503.5	$1,538.6	$1,831.3	$1,889.4	$58.1	3.2%
Planning	$6,081.0	$6,762.4	$6,494.0	$6,717.2	$223.2	3.4%
Public Works	$10,690.8	$10,704.2	$11,427.5	$13,033.9	$1,606.4	14.1%
Highways, Streets, and Transportation						
Transportation	$8,002.9	$8,474.6	$8,395.1	$7,150.0	-$1,245.1	-14.8%
Legislative						
County Clerk	$1,721.6	$1,240.6	$1,869.1	$2,009.4	$140.2	7.5%
County Council	$5,712.5	$6,413.9	$8,858.2	$8,580.5	-$277.7	-3.1%
Public Safety						
Emergency Management Agency	$540.2	$664.3	$882.1	$1,112.4	$230.3	26.1%
Fire and Public Safety	$39,135.2	$40,785.5	$42,525.4	$45,676.1	$3,150.7	7.4%
Police	$54,252.8	$55,072.2	$64,606.7	$63,338.8	-$1,267.9	-2.0%
Prosecuting Attorney	$6,236.2	$6,505.3	$7,488.4	$7,968.6	$480.2	6.4%
Sanitation						
Environmental Management	$0.0	$0.0	$0.0	$0.0	$0.0	n/a
Social Welfare						
Housing and Human Concerns	$21,397.7	$23,850.5	$27,568.0	$26,399.6	-$1,168.4	-4.2%
TOTAL GENERAL FUND	**$373,476.0**	**$405,582.7**	**$468,929.8**	**$468,390.0**	**-$539.9**	**-0.1%**
SPECIAL REVENUE FUNDS						
OPERATING EXPENDITURES						
Highways, Streets, and Transportation						
Public Works	$30,103.8	$32,748.7	$33,326.0	$33,018.8	-$307.2	-0.9%
Transportation	$13,420.5	$14,505.0	$14,598.3	$7,873.3	-$6,725.0	-46.1%
Sanitation						
Environmental Management	$78,229.8	$83,863.2	$91,680.9	$84,406.7	-$7,274.2	-7.9%
Social Welfare						
Liquor Control	$2,536.2	$2,586.3	$3,031.5	$3,101.0	$69.5	2.3%
TOTAL SPECIAL REVENUE FUNDS	**$124,290.3**	**$133,703.2**	**$142,636.7**	**$128,399.8**	**-$14,236.9**	**-10.0%**
ENTERPRISE FUNDS						
OPERATING EXPENDITURES						
Culture and Recreation						
Parks and Recreation	$3,201.6	-$300.3	$0.0	$0.0	$0.0	n/a
Water Supply						
Water Supply	$54,478.6	$62,201.0	$71,200.9	$72,813.8	$1,612.9	2.3%
TOTAL ENTERPRISE FUNDS	**$57,680.2**	**$61,900.7**	**$71,200.9**	**$72,813.8**	**$1,612.9**	**2.3%**
TOTAL COUNTY FUNDS	**$555,446.5**	**$601,186.6**	**$682,767.5**	**$669,603.6**	**-$13,163.8**	**-1.9%**

Note: True sum may be different due to rounding.

Explanation of Budget Functional Areas[1]
Figure 4-8

Functional Area	Department/Agency
Culture and Recreation	Parks and Recreation including Waiehu Golf Course
General Government	Corporation Counsel; Environmental Management (Administration Program); Finance; Management; Office of the Mayor; Personnel; Planning; and Public Works (Administration, Engineering, Special Maintenance, Garage Services, and Development Services Administration Programs)
Highways, Streets, and Transportation	Environmental Management (Highway Beautification and Disposal of Abandoned Vehicles Revolving Fund); Public Works (Highways Administration, Road, Bridge, and Drainage Maintenance, and Traffic Management Programs); and Transportation
Legislative	County Council; County Auditor; and Office of the County Clerk
Public Safety	Emergency Management Agency; Fire and Public Safety; Police; and Prosecuting Attorney
Sanitation	Environmental Management (Wastewater Administration, Wastewater Operations, Solid Waste Administration, Solid Waste Operations, and Environmental Protection and Sustainability Programs)
Social Welfare	Housing and Human Concerns; and Liquor Control
Water Supply	Water Supply

[1] The functional area is assigned in the County's financial system when an index code is created. However, for budgetary purposes, there are some departments/programs/activities that have been re-assigned with different functional areas to be consistent with prior years' budget reports.

FY 2022 Fund Summary (County Funds)

Consolidated Schedule (in Thousands)
Figure 4-9

	GENERAL FUND	SPECIAL REVENUE FUNDS	ENTERPRISE FUNDS	TOTAL FUNDS
BEGINNING FUND BALANCE	$103,918.3	$31,166.1	$30,160.3	$165,244.7
TRANSFERRED TO ESTIMATED REVENUES	-$103,918.3	-$31,166.1	-$30,160.3	-$165,244.7
ESTIMATED REVENUES				
FROM TAXES, FEES AND ASSESSMENTS				
CHARGES FOR CURRENT SERVICES	$4,013.4	$82,958.5	$64,390.6	$151,362.5
FUEL & FRANCHISE TAXES	$0.0	$23,500.0	$0.0	$23,500.0
LICENSES, PERMITS & OTHERS	$12,927.5	$27,985.3	$642.9	$41,555.6
OTHER INTERGOVERNMENTAL	$50.0	$12,900.0	$4,250.0	$17,200.0
PUBLIC SERVICE COMPANY TAX	$7,500.0	$0.0	$0.0	$7,500.0
REAL PROPERTY TAXES	$371,402.3	$0.0	$0.0	$371,402.3
SPECIAL ASSESSMENTS	$950.0	$0.0	$6,465.0	$7,415.0
TRANSIENT ACCOMODATIONS TAX	$0.0	$0.0	$0.0	$0.0
FROM OTHER SOURCES				
BOND/LAPSED BOND	$37,825.0	$49,627.9	$0.0	$87,452.9
CARRY-OVER SAVINGS	$56,738.3	$8,216.7	$19,535.1	$84,490.1
INTERFUND TRANSFERS	$25,083.5	$11,024.1	$955.3	$37,062.8
TOTAL ESTIMATED REVENUES	**$516,490.0**	**$216,212.4**	**$96,238.8**	**$828,941.2**
EXPENDITURES AND OTHER USES				
OPERATING EXPENDITURES				
CULTURE AND RECREATION	$35,488.4	$0.0	$0.0	$35,488.4
GENERAL GOVERNMENT	$270,666.2	$0.0	$0.0	$270,666.2
HIGHWAYS, STREETS, AND TRANSPORTATION	$7,150.0	$40,892.1	$0.0	$48,042.1
LEGISLATIVE	$10,589.9	$0.0	$0.0	$10,589.9
PUBLIC SAFETY	$118,095.9	$0.0	$0.0	$118,095.9
SANITATION	$0.0	$84,406.7	$0.0	$84,406.7
SOCIAL WELFARE	$26,399.6	$3,101.0	$0.0	$29,500.6
WATER SUPPLY	$0.0	$0.0	$72,813.8	$72,813.8
CAPITAL EXPENDITURES	$48,100.0	$87,812.6	$23,425.0	$159,337.6
TOTAL EXPENDITURES AND OTHER USES	**$516,490.0**	**$216,212.4**	**$96,238.8**	**$828,941.2**
ENDING FUND BALANCE	**$0.0**	**$0.0**	**$0.0**	**$0.0**

Note: True sum may be different due to rounding.

FY 2022 Fund Summary by Major Fund (General Fund)

General Fund Schedule (in Thousands)
Figure 4-10

	GENERAL FUND	TOTAL GENERAL FUND
BEGINNING FUND BALANCE	$103,918.3	$103,918.3
TRANSFERRED TO ESTIMATED REVENUES	-$103,918.3	-$103,918.3
ESTIMATED REVENUES		
FROM TAXES, FEES AND ASSESSMENTS		
CHARGES FOR CURRENT SERVICES	$4,013.4	$4,013.4
FUEL & FRANCHISE TAXES	$0.0	$0.0
LICENSES, PERMITS & OTHERS	$12,927.5	$12,927.5
OTHER INTERGOVERNMENTAL	$50.0	$50.0
PUBLIC SERVICE COMPANY TAX	$7,500.0	$7,500.0
REAL PROPERTY TAXES	$371,402.3	$371,402.3
SPECIAL ASSESSMENTS	$950.0	$950.0
TRANSIENT ACCOMODATIONS TAX	$0.0	$0.0
FROM OTHER SOURCES		
BOND/LAPSED BOND	$37,825.0	$37,825.0
CARRY-OVER SAVINGS	$56,738.3	$56,738.3
INTERFUND TRANSFERS	$25,083.5	$25,083.5
TOTAL ESTIMATED REVENUES	**$516,490.0**	**$516,490.0**
EXPENDITURES AND OTHER USES		
OPERATING EXPENDITURES		
CULTURE AND RECREATION	$35,488.4	$35,488.4
GENERAL GOVERNMENT	$270,666.2	$270,666.2
HIGHWAYS, STREETS, AND TRANSPORTATION	$7,150.0	$7,150.0
LEGISLATIVE	$10,589.9	$10,589.9
PUBLIC SAFETY	$118,095.9	$118,095.9
SANITATION	$0.0	$0.0
SOCIAL WELFARE	$26,399.6	$26,399.6
WATER SUPPLY	$0.0	$0.0
CAPITAL EXPENDITURES	$48,100.0	$48,100.0
TOTAL EXPENDITURES AND OTHER USES	**$516,490.0**	**$516,490.0**
ENDING FUND BALANCE	**$0.0**	**$0.0**

Note: True sum may be different due to rounding.

FY 2022 Fund Summary by Major Fund (Non-General Fund)

Special Revenue Funds Schedule (in Thousands)
Figure 4-11

	BIKEWAY FUND	EP&S FUND	HIGHWAY FUND	LIQUOR FUND	SOLID WASTE MANAGEMENT FUND	SEWER FUND	TOTAL SPECIAL REVENUE FUNDS
BEGINNING FUND BALANCE	$151.3	$6,466.9	$13,055.7	$1,038.8	$880.1	$9,573.3	$31,166.1
TRANSFERRED TO ESTIMATED REVENUES	-$151.3	-$6,466.9	-$13,055.7	-$1,038.8	-$880.1	-$9,573.3	-$31,166.1
ESTIMATED REVENUES							
FROM TAXES, FEES AND ASSESSMENTS							
CHARGES FOR CURRENT SERVICES	$0.0	$2,154.1	$2,400.0	$0.0	$25,083.8	$53,320.6	$82,958.5
FUEL & FRANCHISE TAXES	$0.0	$0.0	$23,500.0	$0.0	$0.0	$0.0	$23,500.0
LICENSES, PERMITS & OTHERS	$0.0	$0.0	$25,517.7	$2,426.8	$0.0	$40.8	$27,985.3
OTHER INTERGOVERNMENTAL	$0.0	$0.0	$0.0	$0.0	$0.0	$12,900.0	$12,900.0
SPECIAL ASSESSMENTS	$0.0	$0.0	$0.0	$0.0	$0.0	$0.0	$0.0
FROM OTHER SOURCES							
BOND/LAPSED BOND	$0.0	$0.0	$25,622.9	$0.0	$3,555.0	$20,450.0	$49,627.9
CARRY-OVER SAVINGS	$0.0	$898.1	$1,574.1	$674.2	-$451.1	$5,521.3	$8,216.7
INTERFUND TRANSFERS	$0.0	$4,839.9	$415.0	$0.0	$5,769.2	$0.0	$11,024.1
TOTAL ESTIMATED REVENUES	**$0.0**	**$7,892.1**	**$79,029.7**	**$3,101.0**	**$33,956.9**	**$92,232.7**	**$216,212.4**
EXPENDITURES AND OTHER USES							
OPERATING EXPENDITURES							
HIGHWAYS, STREETS, AND TRANSPORTATION	$0.0	$0.0	$40,892.1	$0.0	$0.0	$0.0	$40,892.1
SANITATION	$0.0	$7,892.1	$0.0	$0.0	$29,631.9	$46,882.7	$84,406.7
SOCIAL WELFARE	$0.0	$0.0	$0.0	$3,101.0	$0.0	$0.0	$3,101.0
CAPITAL EXPENDITURES	$0.0	$0.0	$38,137.6	$0.0	$4,325.0	$45,350.0	$87,812.6
TOTAL EXPENDITURES AND OTHER USES	**$0.0**	**$7,892.1**	**$79,029.7**	**$3,101.0**	**$33,956.9**	**$92,232.7**	**$216,212.4**
ENDING FUND BALANCE	**$0.0**	**$0.0**	**$0.0**	**$0.0**	**$0.0**	**$0.0**	**$0.0**

Note: True sum may be different due to rounding.

FY 2022 Fund Summary by Major Fund (Non-General Fund)

Enterprise Fund Schedule (in Thousands)
Figure 4-12

	GOLF FUND	WATER SUPPLY FUND	TOTAL ENTERPRISE FUNDS
BEGINNING FUND BALANCE	$0.0	$30,160.3	$30,160.3
TRANSFERRED TO ESTIMATED REVENUES	$0.0	-$30,160.3	-$30,160.3
ESTIMATED REVENUES			
FROM TAXES, FEES AND ASSESSMENTS			
CHARGES FOR CURRENT SERVICES	$0.0	$64,390.6	$64,390.6
LICENSES, PERMITS & OTHERS	$0.0	$642.9	$642.9
OTHER INTERGOVERNMENTAL	$0.0	$4,250.0	$4,250.0
SPECIAL ASSESSMENTS	$0.0	$6,465.0	$6,465.0
FROM OTHER SOURCES			$0.0
BOND/LAPSED BOND	$0.0	$0.0	$0.0
CARRY-OVER SAVINGS	$0.0	$19,535.1	$19,535.1
INTERFUND TRANSFERS	$0.0	$955.3	$955.3
TOTAL ESTIMATED REVENUES	**$0.0**	**$96,238.8**	**$96,238.8**
EXPENDITURES AND OTHER USES			
OPERATING EXPENDITURES			
CULTURE AND RECREATION	$0.0	$0.0	$0.0
WATER SUPPLY	$0.0	$72,813.8	$72,813.8
CAPITAL EXPENDITURES	$0.0	$23,425.0	$23,425.0
TOTAL EXPENDITURES AND OTHER USES	**$0.0**	**$96,238.8**	**$96,238.8**
ENDING FUND BALANCE	**$0.0**	**$0.0**	**$0.0**

Note: True sum may be different due to rounding.

Carryover Savings Comparative Analysis

For purposes of this analysis, carryover savings available for the ensuing budget year represents the unassigned fund balance as identified in the Consolidated Annual Financial Report (CAFR) from the prior fiscal year (as of June 30th) less any prior appropriation. Unassigned Fund Balances and the Emergency Fund provide necessary reserves that are part of a sound financial position as reviewed by the bond rating agencies to maintain our high ratings.

4-Year Comparison: Carryover Savings Summary by Sub-Fund
(in Thousands)
Figure 4-13

FUND TYPE	FY 2020 ACTUAL	FY 2021 ADOPTED	FY 2021 ESTIMATED	FY 2022 PROPOSED
General Fund	$105,905.1	$50,427.5	$54,954.0	$56,738.3
Sewer Fund	$9,573.3	$3,761.0	$5,812.2	$5,521.3
Highway Fund	$13,055.7	$10,039.0	$3,016.7	$1,574.1
Solid Waste Fund	$880.1	$169.3	$710.8	-$451.1
Golf Course Fund	$0.0	$0.0	$0.0	$0.0
Liquor Control Fund	$1,038.8	$727.1	$311.8	$674.2
Bikeway Fund	$151.3	$122.2	$29.1	$0.0
EP&S Fund	$6,466.9	$6,113.7	$353.2	$898.1
Water Supply Fund	$30,160.3	$24,856.5	$5,303.8	$19,535.1
TOTAL	**$167,231.6**	**$96,216.4**	**$70,491.6**	**$84,490.1**

Notes:

True sum may be different due to rounding.

FY 2020 Actual as of June 30, 2020 as reported in the CAFR.

FY 2021 Estimated as of June 30, 2021.

4-Year Comparison: Carryover Savings Chart by Sub-Fund
(in Thousands)
Figure 4-14

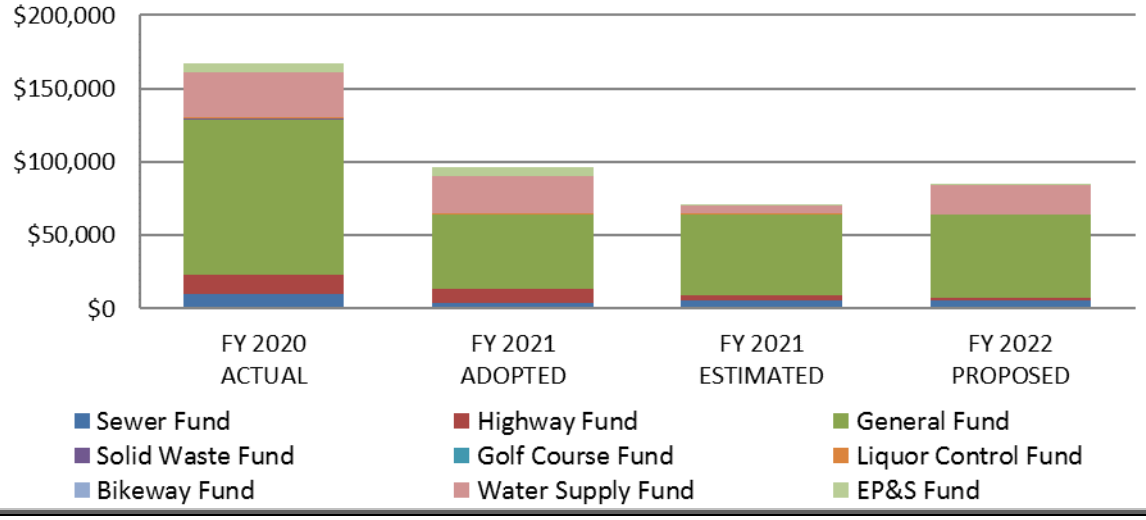

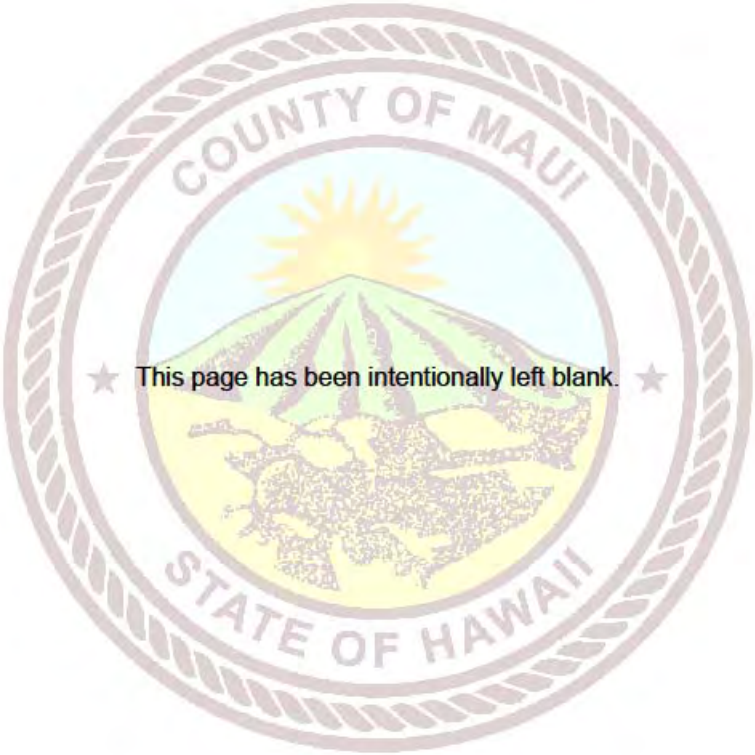
COUNTY OF MAUI
This page has been intentionally left blank.
STATE OF HAWAII

There are a multitude of factors used to assess and monitor financial condition. One of the primary factors influencing financial condition is revenue. The following provides a part of the financial picture for determining the County of Maui's overall financial condition. Under ideal conditions, revenues grow at a rate equal to or greater than the combined effects of inflation and expenditures, and should be flexible to allow for adjustments to changing conditions.

The FY 2022 total estimated revenues from county sources, including Bond/Lapsed Bond funds, is $828.9 million, an increase of $6.3 million from FY 2021. The total estimated revenues, excluding Bond/Lapsed Bonds funds, is $741.5 million, an increase of $0.8 million from the prior year. Numbers presented in the following sections of this document exclude the revenues derived from Bond/Lapsed Bond Funds and may vary from other charts/tables presented in other sections of this document. Estimated revenues provide the funds for government's operations and capital improvement projects. The major source of the County's FY 2022 proposed operating revenue comes from taxes including Real Property Tax, Public Service Tax, Fuel Tax, Franchise Tax, and Vehicle Weight Tax. It also includes charges for services for Sewer and Cesspool, Landfill Disposal, Refuse Collection, Public Transit, and Water Services. The estimated revenues for these major sources are collected by the General Fund, Highway Fund, Sewer Fund, Solid Waste Management Fund, and Water Fund.

General Fund

The estimated revenues in FY 2022 for the General Fund are estimated at $478.7 million, which comprises approximately 64.6% of the total estimated revenues from County Funds. General Fund revenue is estimated to increase slightly by $0.8 million or 0.2% from the FY 2021 Adopted Budget. The increase in General Fund revenue for Fiscal Year 2022 is mainly due to anticipated increases in two categories: Carryover Savings; and Licenses, Permits and Others.

The FY 2022 estimated revenues for the General Fund consist of the following major revenue sources: Real Property Tax; Public Service Company Tax; Building Permit Review Fees; and Motor Vehicles License Fees. Prior to FY 2021, the Transient Accommodations Tax (TAT) was a major revenue source for the General Fund. However, because of COVID-19, the Governor's emergency proclamation suspended distribution of the counties' share of the TAT levied on hotel room charges and other visitor accommodations. For the FY 2022 Proposed Budget, TAT revenues was not included in the revenue estimates.

Real Property Tax

Real Property Tax revenue is the most significant revenue source for the county and is the largest revenue component of the General Fund. Unlike many other states, Hawai'i State law allows for the counties to retain 100% of the real property tax levied in their jurisdiction. Real Property Tax revenue is based on valuations applied to real property with tax rates assigned to each of the eleven classifications.

Figure 4-15
Real Property Tax

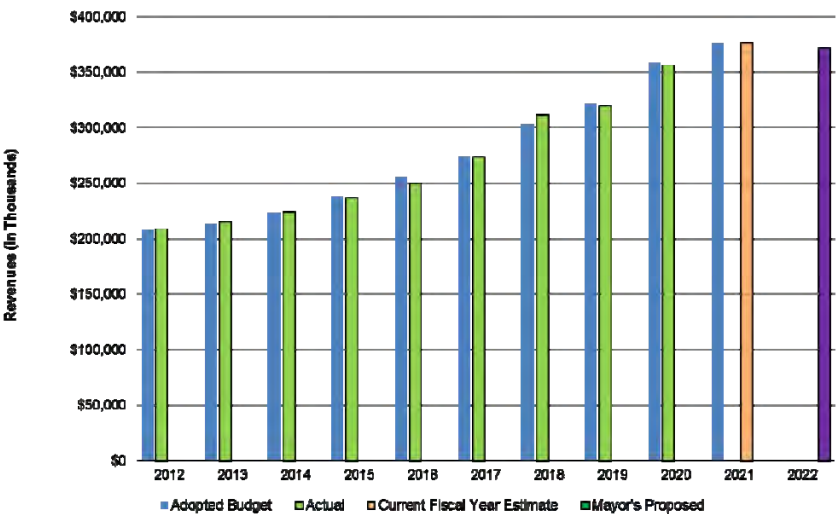

The estimated real property tax revenue for FY 2022 is based on the projected certified values of real

Real Property Tax (Cont'd)

property of approximately $53.6 billion. Real Property Tax revenue is projected to decline slightly from last fiscal year due to the delayed impacts of the global pandemic on tourism. Sales of residential properties and new construction offset some of the declines in the hotel and time share classifications. In 2020, Ordinance No. 5160 was adopted, which amended section Maui County Code 3.48.305.C. This resulted in the reclassification of resort condominium second homes from non-owner-occupied to short-term rental. This reclassification further offset revenue declines resulting from the decrease in property values in the commercial resort sectors. Values were established by analyzing sales and market data that occurred through June 30, 2020.

For FY 2022, the estimated revenue on real property taxes is $371.4 million, which represents 77.6% of all General Fund revenues, and 50.1% of all county revenues. The estimated real property tax revenues (net of estimated Circuit Breaker credits) reflects a decrease of $4.5 million or 1.2% from the FY 2021 Adopted Budget of $376.0 million. Overall, net taxable assessed values decreased slightly by 2%. This is a result of a strong residential market offset by declines in the shopping center, hotel, and time share markets. The FY 2022 estimated revenue is based on a partial tiered rate structure for the short-term rental, owner occupied, and non-owner-occupied classifications. Tax rates were reduced for the owner-occupied classification with an assessed value of $1,500,000 or less, non-owner occupied classification below $800,000, and short-term rental classification. Tax rates for the timeshare, commercialized residential, apartment, commercial, industrial, agriculture, conservation, and hotel and resort classifications are proposed to remain unchanged. The Mayor's proposed estimated real property tax revenues also include a reduction for the minimum real property tax, from $400 to $350. The Circuit Breaker Tax Credit Program provides qualified homeowners a credit to their real property tax bill equal to the amount their bill exceeds 2.0% of their adjusted gross income. The circuit breaker program is anticipated to reduce real property tax revenues by approximately $490,677 in FY 2022.

Public Service Company Tax

Included in the taxes category for the General Fund is the Public Service Company ("PSC") Tax established by state statute. This tax, which is levied against public utilities, provides for a tax of 1.885% of the gross income in lieu of real property tax. Collections of the PSC tax started in FY 2002.

Figure 4-16

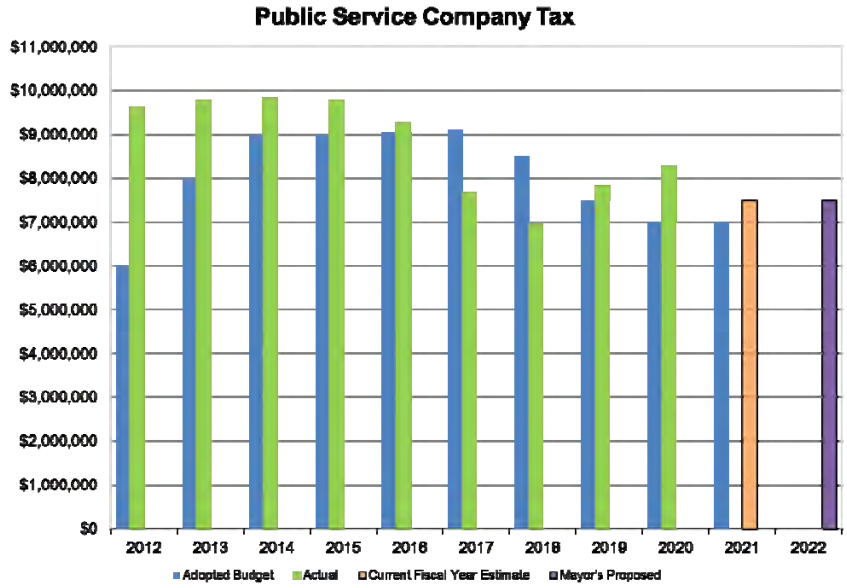

The estimated revenue is $7.5 million for FY 2022, an increase of $0.5 million or 7.1% from the FY 2021 Adopted Budget. This is based on Energy Information Administration's (EIA) projections that electricity consumption in the United States will increase by 1.4% from the 2021 increase of 2.1%, This increase is anticipated despite the continued uncertainty due to the COVID-19 pandemic. The PSC tax contributes 1.6% of the General Fund revenues, and 1.0% of the total county revenues.

Licenses, Permits & Others

Businesses or services requiring licenses or permits to operate in the County pay a fee as set by State and County laws. For FY 2022, estimated revenues for the General Fund for Licenses, Permits, & Others is $12.9 million, an increase of $0.8 million or 6.5% from the FY 2021 Adopted Budget. This revenue source represents 2.7% of the total General Fund revenues, or 1.7% of the total County revenues. The Building Permit Review Fees and Motor Vehicles License Fees are the major sources of revenues for this category.

Building Permit Review Fees

Included in the Licenses, Fees & Others category for the General Fund are the fees for subdivision construction plan review; permits for building and construction; electrical, plumbing, driveway and grading inspections, and other filing fees.

The estimated revenues of $4.0 million for FY 2022 is an increase of $0.5 million or 14.3% from the FY 2021 Adopted Budget, Despite the pandemic the construction industry remains one of the strongest sectors of the County's economy, due in part to historically low interest rates and strong local and offshore demand. Building permit valuations in FY 2020 was $561.3 million, compared to $466.1 million in the FY 2021 Adopted Budget.

Figure 4-17

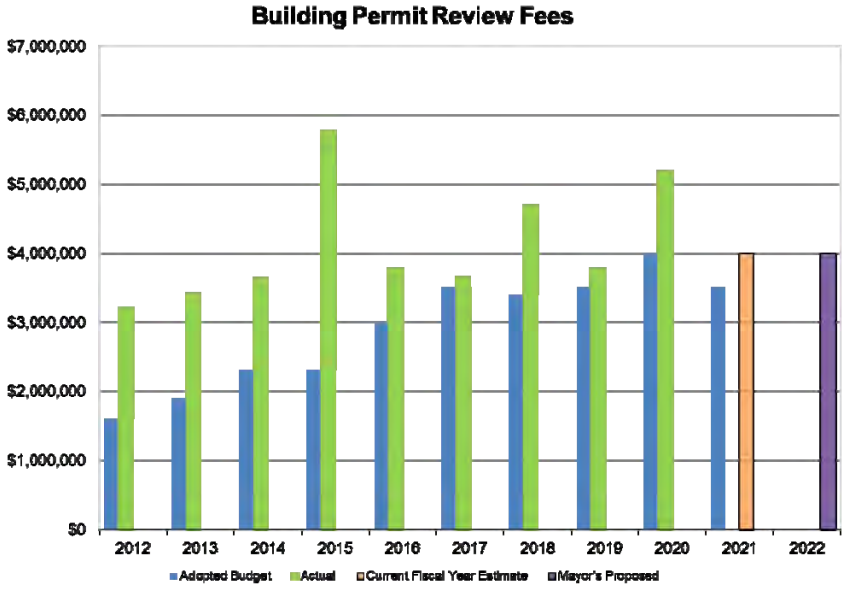

Motor Vehicles License Fees

The revenues collected for the motor vehicle license fees includes license plates, decals, registration of motor vehicles, transfer fees and penalties, certificate of registration, and other vehicle permits. The collection of these fees are established in HRS Section 249, and Chapter 3.25, Maui County Code.

The estimated revenues of $4.5 million for FY 2022, is an increase of

Figure 4-18

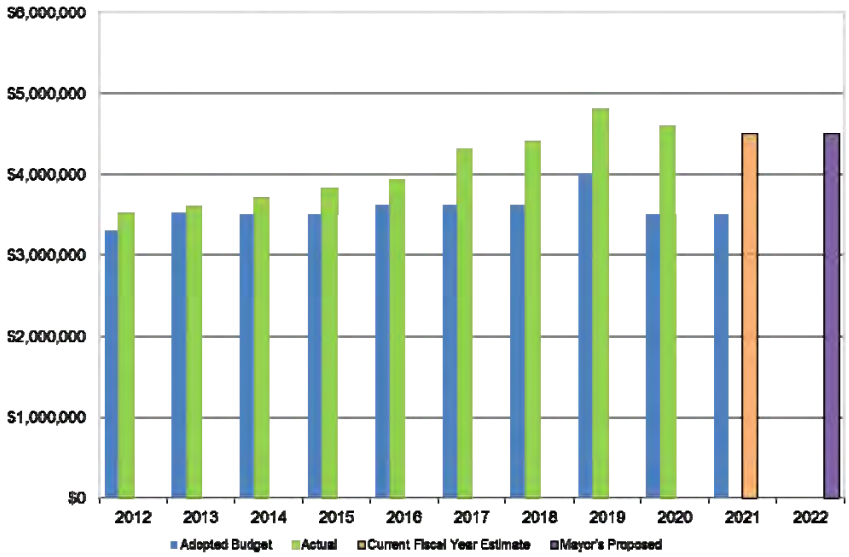

Motor Vehicles License Fees (Cont'd)

$1.0 million or 28.6% from the FY 2021 Adopted Budget. The proposed revenue for this category is based on the average actual collection for the last 4 years.

Highway Fund

The estimated $53.4 million in revenue for the Highway Fund for FY 2022 is a decrease of $5.8 million or 9.9% from the prior year, mainly due to a decrease in carryover savings. The decrease is offset by an anticipated increase in fuel tax revenues. The Highway Fund represents 7.2% of the estimated revenues from County sources. Revenue for the Highway Fund is derived from fuel, vehicle weight, and franchise taxes, as well as public transit fares.

Fuel Tax

The Fuel Tax is based on the number of gallons of fuel purchased. In FY 2021, the fuel tax increased from $0.23 to $0.24 per gallon. Even with the recent rate increase, revised forecast for the fuel tax revenue is slightly lower than the adopted budget by $0.6 million due to the impact of the pandemic. However, the second half of FY 2021 saw an increase in fuel tax revenue.

Figure 4-19

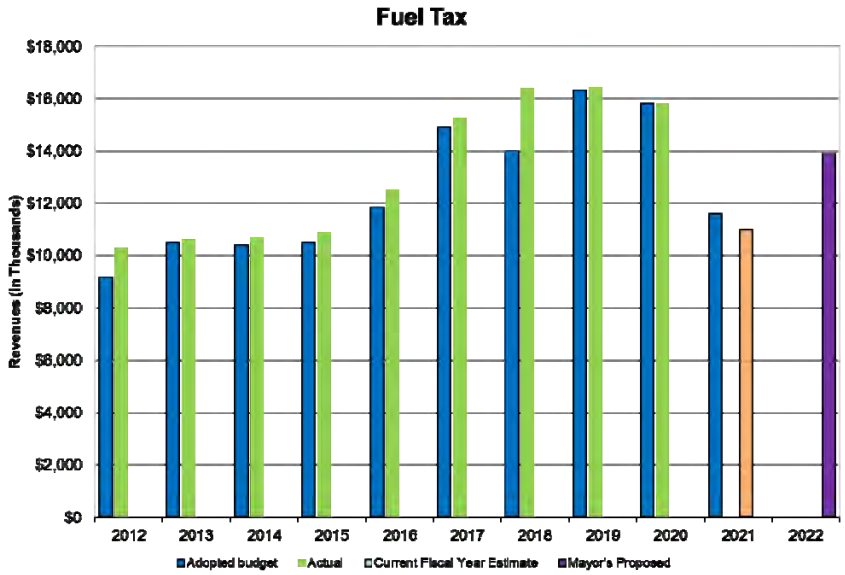

In FY 2022, the estimated Fuel tax collection is $13.9 million in revenue to the Highway Fund. This is an increase of $2.3 million or 19.8% compared to the FY 2021 Adopted Budget and making up 26.0% of all Highway Fund revenue or 1.9% of all County sources. The projected increase in the fuel tax revenues is aligned with EIA's forecasted increase in consumption by another 3.8 million barrel per day (b/d) in 2022 to an average 101.3 million b/d. EIA expects that the oil market will be more balanced in 2022 with the forecast of crude oil prices depending heavily on production, the response of tight oil production to higher oil prices, and the pace of growth for oil demand and other factors.

Figure 4-20

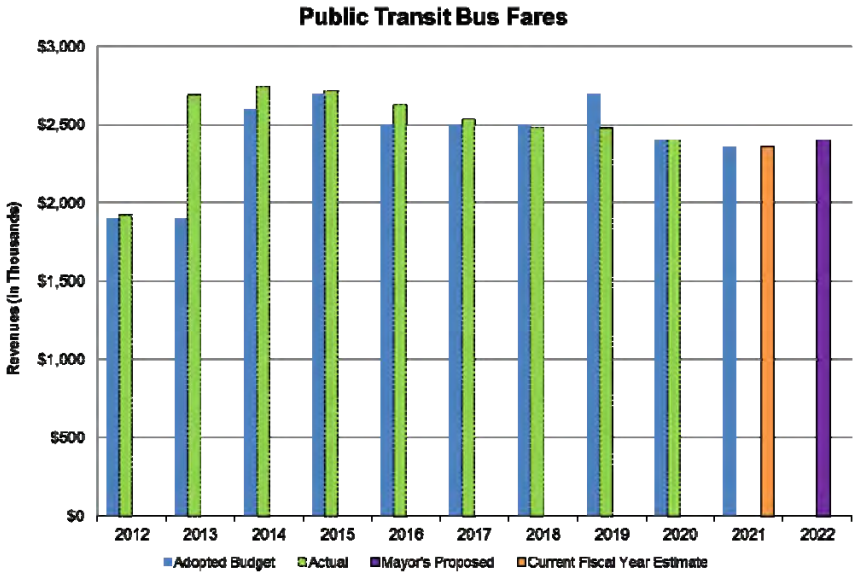

Public Transit Fare

Public transit fare collection is estimated to contribute $2.4 million

Public Transit Fare (Cont'd)

to the Highway Fund in FY 2022. The Department is setting forth revised rates for FY 2022 based on the recommendations from a recent fare study funded by the Council.

There will be two types of monthly passes available to the public: general boarding at $45 per month for fixed and commuter routes; and a reduced monthly pass at $25 per month on fixed routes for passengers 55 years and older, paratransit eligible and person with a physician certified disability fixed route card, Medicare Card holders, and students ages 24 and below with valid identification. In addition to monthly passes, daily passes for all routes are available for $4, one-way rates are $2 per boarding, and one-way rates for seniors/disabled/Medicare passengers are $1. The Department will be implementing a ticket book concept for paratransit routes, in lieu of a monthly pass, which will allow for 12 one-way trips for $20.

The estimated revenue of $2.4 million from public transit bus fare collection is nearly flat from the FY 2021 Adopted Budget of $2.35 million. The Public Transit Fare is anticipated to contribute 4.5% in revenue to the Highway Fund.

Franchise Tax

The Franchise Tax is a tax on 2.5% of annual gross receipts from electric and gas companies operating as public utilities in the County of Maui. Similar to the Public Service Company Tax, fluctuations in Franchise Tax collections may be due to the increased cost of fuel and energy conservation measures.

The estimated revenue from the Franchise Tax for FY 2022 is $9.6 million, flat from the FY 2021 Adopted Budget. The Franchise Tax represents 18.0% of the total Highway Fund revenues.

Weight Tax

The FY 2022 estimated revenue of $25.5 million for the Weight Tax is an increase of $0.3 million or 1.1% from the FY 2021 Adopted Budget. At this level, the Weight Tax will contribute approximately 47.8% of the estimated FY 2022 Highway Fund revenue or 3.4% of the total county revenues.

Figure 4-21

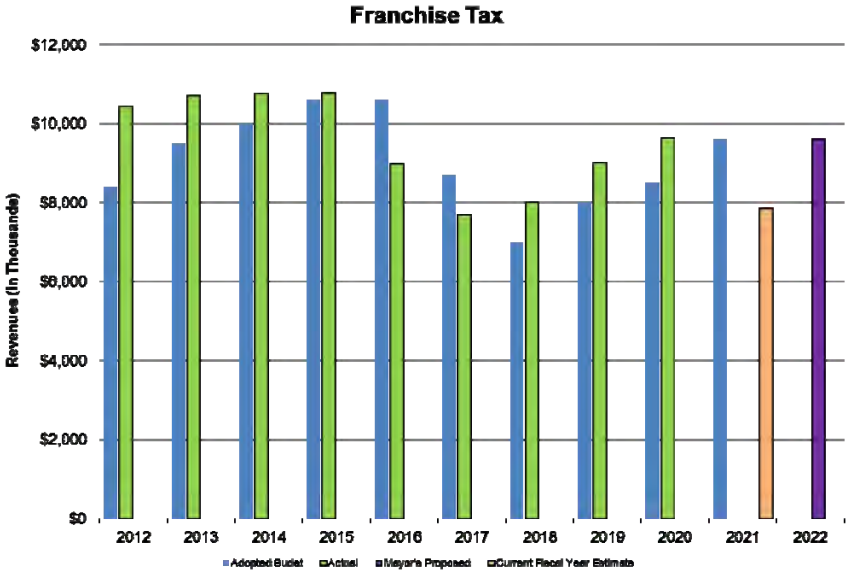

Figure 4-22

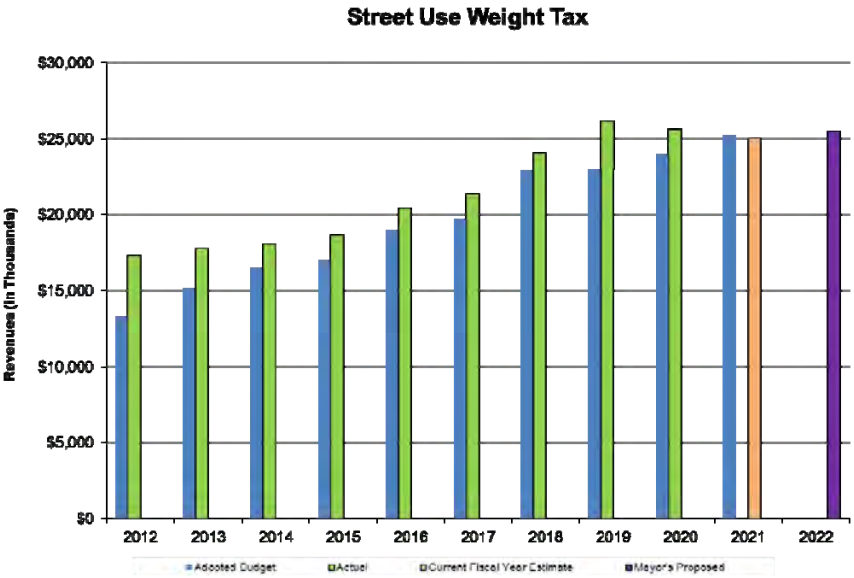

Sewer Fund

Estimated revenue for the Sewer Fund is $75.5 million, an increase of $7.0 million from the FY 2021 Adopted Budget. This fund represents 10.2% of the county's total estimated revenues. This fund's main source of revenue is derived from sewer and recycled water fees. Wastewater billing is directly tied to Water Supply billing.

Sewer fees are collected as charges for current services, and used to fund the operations and capital improvement projects of the Department of Environmental Management, Wastewater Division. Residential users are charged a monthly base charge and a water usage charge per dwelling unit in accordance with amounts set in the annual budget. Non-residential wastewater system service charges are also charged a monthly base charge, plus a variable charge based on the total amount of water used each billing period.

Figure 4-23

Sewer, Cesspool, Septic, & Reclaim Fees

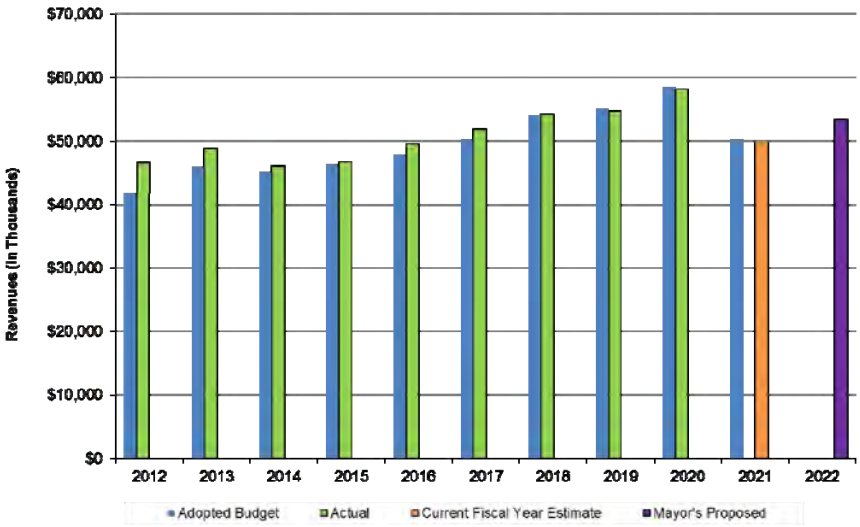

The $53.3 million in estimated revenue from sewer user fees for FY 2022 is an increase of $3.1 million or 6.2% from the FY 2021 Adopted Budget and includes a 3% rate increase. The sewer user fees will contribute to approximately 70.6% of the estimated FY 2022 Sewer Fund revenue and 7.2% of the county's total revenue.

Solid Waste Management Fund

The FY 2022 estimated revenue for the Solid Waste Management Fund is $30.4 million, a slight decrease of $0.3 million or 1.1% from the FY 2021 Adopted Budget. The Solid Waste Fund represents 4.1% of the county's total estimated revenues. Fees associated with landfill disposal and refuse collection are the major sources of revenue for this fund.

Figure 4-24

Landfill Tipping and Permit Fees

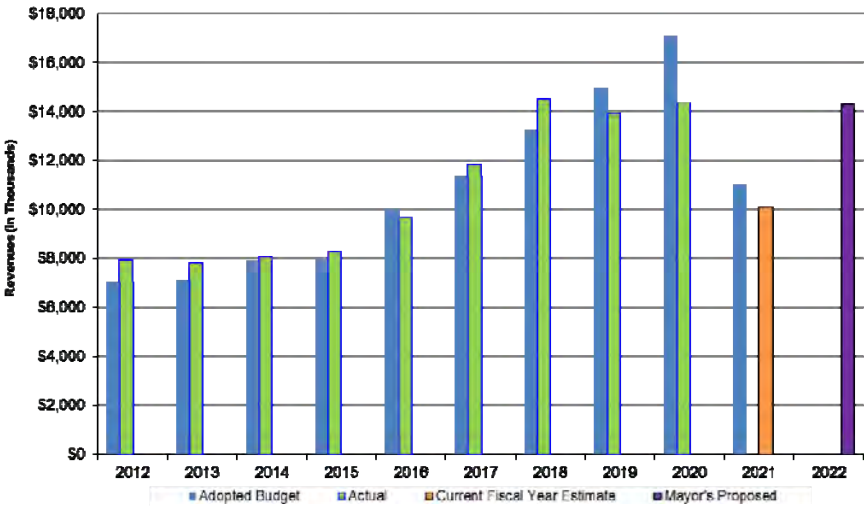

Landfill Disposal Fees

Landfill disposal fees (landfill tipping and permit fees) are collected as charges for current services. Estimated revenue of $14.3 million in FY 2022 for landfill disposal fees, is an increase of $3.3 million or a 29.6% from the FY 2021 Adopted Budget. The projected increase is based on the last 3-year historical average and aligned with the economic outlook by the Department of Business, Economic Development & Tourism (DBEDT), where Hawaii

Landfill Disposal Fees (Cont'd)
visitor arrivals in 2022 is anticipated to increase (in addition to the anticipated 102.9% incline in 2021 from the 2020 level), as the State continues to welcome back its visitors.

The FY 2022 landfill disposal fees represent 47.0% of the total Solid Waste Management Fund, or 1.9% of the total county revenues.

Refuse Collection Fees
Refuse collection fees are collected as charges for current services.

This service is projected to generate $10.8 million in annual revenue in FY 2022, which is flat from the FY2021 Adopted Budget.

The refuse collection fees generate 35.5% of the total Solid Waste Fund's revenue and 1.5% of the total county revenues.

Figure 4-25
Refuse Collection Fees

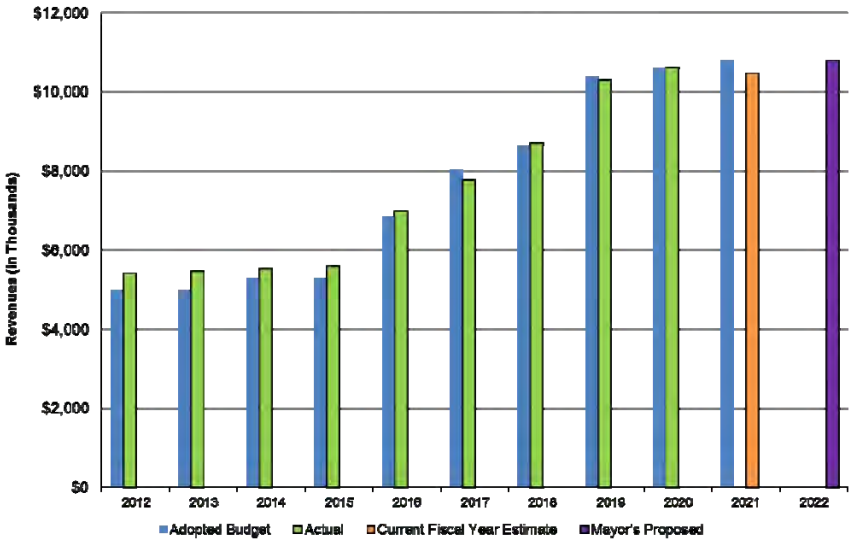

Water Supply Fund
The estimated revenue for the Water Supply Fund from all sources for FY 2022 is $96.2 million, an increase of $6.4 million or 7.2% from the FY 2021 Adopted Budget, and funds Water Supply operations and capital improvement projects. This represents 13.0% of the county's total estimated revenues for FY 2022 as proposed by the Mayor.

Water Service Fees
Water service fees are the primary source of revenue for the Department of Water Supply. The fee is charged to customers on a monthly basis (formerly bi-monthly) for water usage. An accrual for unbilled water revenue is made based on the estimated usage from the meter reading date nearest June 30th to the end of the fiscal period.

Water service fees are estimated to generate $64.4 million for FY 2022, an increase of $5.3 million or 8.9% from the FY 2021 Adopted Budget. No rate increase in the water service fee is proposed for FY 2022.

Figure 4-26
Water Service Fees

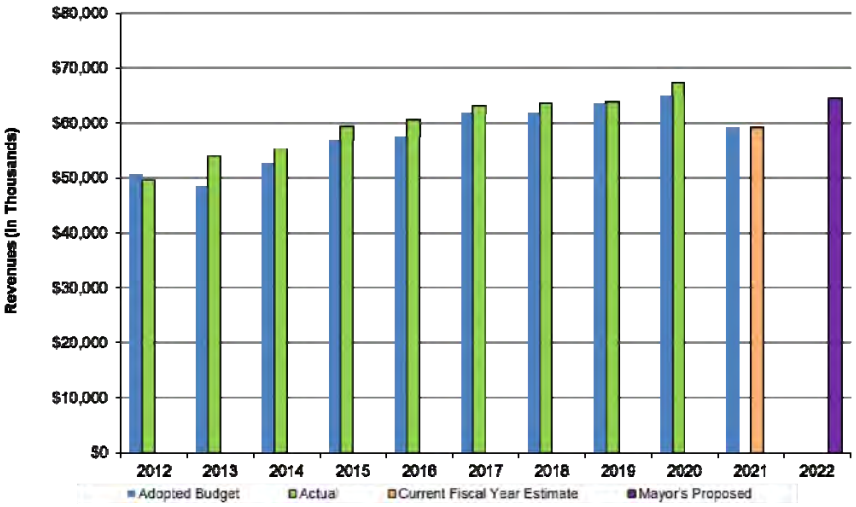

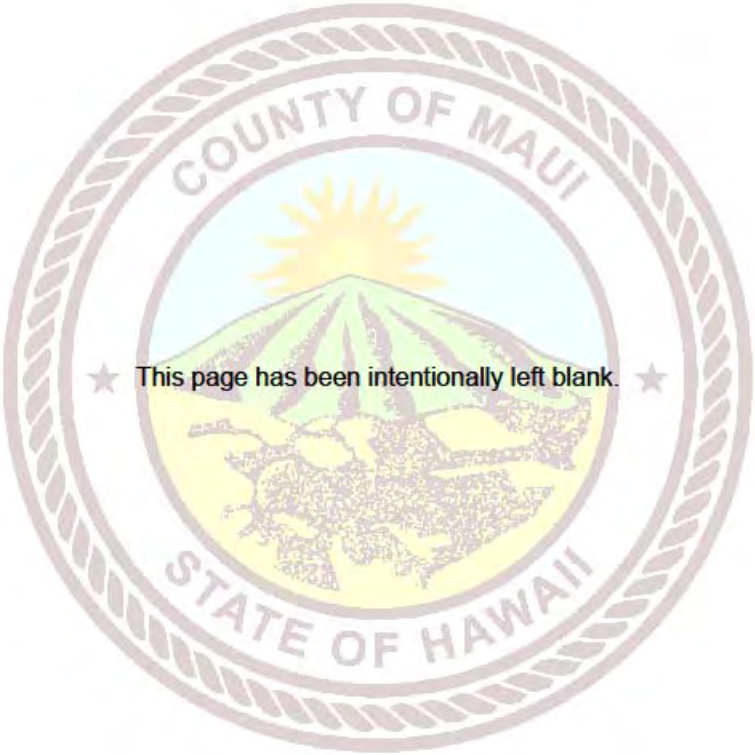
COUNTY OF MAUI
This page has been intentionally left blank.
STATE OF HAWAII

Equivalent personnel (E/P) is the decimal equivalent of a full-time position, which is equal to 2,080 scheduled work hours in a year. The County of Maui's FY 2022 proposed E/P of 2,822.9 from all sources of funds is a decrease of 1.5 E/P or 0.1% from the FY 2021 Adopted Budget. The FY 2022 proposed E/P count from County Funds is 2,695.9, an increase of 10.3 E/P or 0.4% from the FY 2021 Adopted Budget.

The tables below provide the number of E/Ps by fund type for the last three fiscal years as adopted by the County Council and the ensuing fiscal year, as proposed for All Sources of Funds and County Funds.

Equivalent Personnel Summary (All Sources of Funds)
Figure 4-27a

FUND	FY 2019 ADOPTED	FY 2020 ADOPTED	FY 2021 ADOPTED	FY 2022 PROPOSED	CHANGE AMOUNT	CHANGE PERCENT
Enterprise Fund	240.9	223.0	224.0	224.0	0.0	0.0%
General Fund	1,927.0	2,010.6	2,042.6	2,054.4	11.8	0.6%
Grant Revenue Fund	104.6	107.8	106.8	93.6	-13.3	-12.4%
Special Revenue Fund	393.0	416.0	419.0	417.5	-1.5	-0.4%
Revolving Fund	31.0	30.0	32.0	33.5	1.5	4.7%
Total	**2,696.4**	**2,787.4**	**2,824.4**	**2,822.9**	**(1.5)**	**-0.1%**

NOTE:
True sum may be different due to rounding.

Equivalent Personnel Summary (County Sources of Funds)
Figure 4-27b

FUND	FY 2019 ADOPTED	FY 2020 ADOPTED	FY 2021 ADOPTED	FY 2022 PROPOSED	CHANGE AMOUNT	CHANGE PERCENT
Enterprise Fund	240.9	223.0	224.0	224.0	0.0	0.0%
General Fund	1,927.0	2,010.6	2,042.6	2,054.4	11.8	0.6%
Special Revenue Fund	393.0	416.0	419.0	417.5	-1.5	-0.4%
Grand Total	**2,560.9**	**2,649.6**	**2,685.6**	**2,695.9**	**10.3**	**0.4%**

NOTE:
True sum may be different due to rounding.

The FY 2022 Mayor's Budget proposal includes an overall increase of 11.8 E/P under the General Fund, which includes the following changes: 3.0 E/P for the Department of Finance; 1.0 E/P for the Department of Parks and Recreation; 0.5 E/P for the Department of Planning; 2.25 E/P for the Department of Police; 1.0 E/P for the Department of Prosecuting Attorney; and 4.0 E/P for the Department of Public Works.

The 1.5 E/P decrease for the Special Revenue Fund is because of a transfer of positions from the EP&S Fund to a Revolving Fund.

There is no E/P change for the Enterprise Fund.

Figures 4-28 and 4-29 below represent the year-over-year percentage change in the adopted equivalent personnel from FY 2019 through FY 2021, and FY 2022 proposed for All Sources of Funds and County Fund Sources.

ALL SOURCES OF FUNDS
Percent Change in Equivalent Personnel
Figure 4-28

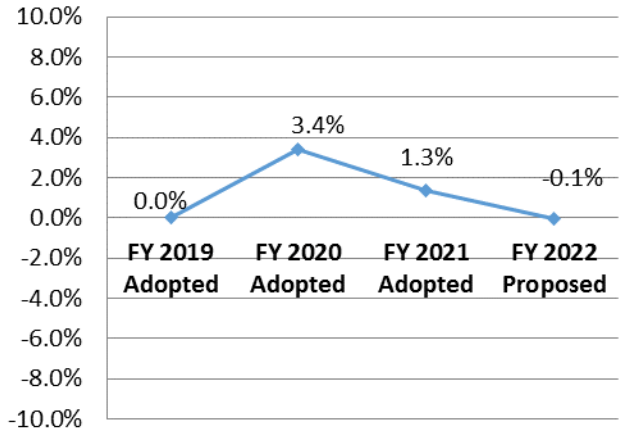

COUNTY SOURCES OF FUNDS
Percent Change in Equivalent Personnel
Figure 4-29

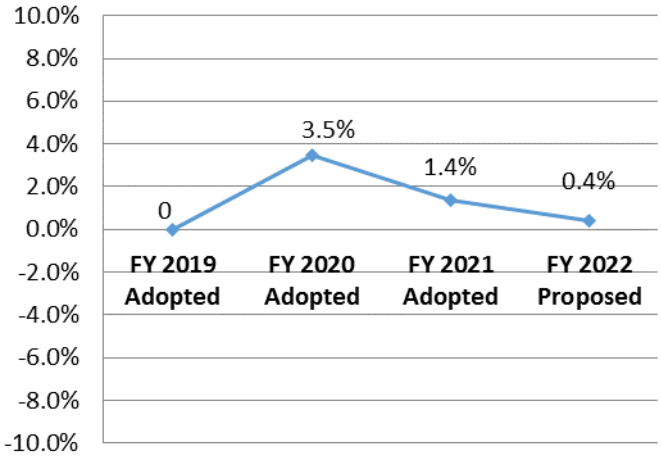

Equivalent Personnel Schedule by Fund (All Sources of Funds)

Figure 4-30

FUND TYPE	FY 2019 ADOPTED	FY 2020 ADOPTED	FY 2021 ADOPTED	FY 2022 PROPOSED	CHANGE AMOUNT	CHANGE PERCENT
GENERAL FUND						
Corporation Counsel	37.5	37.5	37.5	37.5	0.0	n/a
Council Services[1]	0.0	0.0	0.0	0.0	0.0	n/a
County Clerk[1]	0.0	0.0	0.0	0.0	0.0	n/a
Emergency Management	6.0	7.0	9.0	9.0	0.0	n/a
Environmental Management	5.0	5.0	5.0	5.0	0.0	n/a
Finance	147.5	159.5	156.5	159.5	3.0	1.9%
Fire and Public Safety	372.0	388.0	389.0	389.0	0.0	n/a
Housing & Human Concerns	81.5	84.0	88.0	88.0	0.0	n/a
Management	60.5	62.0	68.0	68.0	0.0	n/a
Office of the Mayor[1]	0.0	0.0	0.0	0.0	0.0	n/a
Parks and Recreation	396.8	435.2	431.4	432.4	1.0	0.2%
Personnel Services	18.0	18.0	20.0	20.0	0.0	n/a
Planning	67.0	69.5	75.5	76.0	0.5	0.7%
Police	530.2	541.5	550.0	552.2	2.2	0.4%
Prosecuting Attorney	75.0	78.5	82.5	83.5	1.0	1.2%
Public Works	124.0	119.0	124.3	128.3	4.0	3.2%
Transportation	6.0	6.0	6.0	6.0	0.0	n/a
TOTAL GENERAL FUND	**1,927.0**	**2,010.6**	**2,042.6**	**2,054.4**	**11.7**	**0.6%**
SPECIAL REVENUE FUNDS						
HIGHWAY FUND						
Public Works	145.0	156.0	159.0	159.0	0.0	n/a
LIQUOR FUND						
Liquor Control	25.0	25.0	25.0	25.0	0.0	n/a
SEWER FUND						
Environmental Management-Wastewater Division	120.0	122.0	122.0	122.0	0.0	n/a
SOLID WASTE FUND						
Environmental Management-Solid Waste Division	99.0	107.0	107.0	107.0	0.0	n/a
ENVIRONMENTAL PROTECTION AND SUSTAINABLITY FUND						
Environmental Management-EP&S Division	4.0	6.0	6.0	4.5	-1.5	-25.0%
TOTAL SPECIAL REVENUE FUNDS	**393.0**	**416.0**	**419.0**	**417.5**	**-1.5**	**-0.4%**
ENTERPRISE FUNDS						
GOLF FUND						
Parks and Recreation	20.9	0.0	0.0	0.0	0.0	n/a
WATER SUPPLY FUND						
Water	220.0	223.0	224.0	224.0	0.0	n/a
TOTAL ENTERPRISE FUNDS	**240.9**	**223.0**	**224.0**	**224.0**	**0.0**	**n/a**
GRANT REVENUE FUND						
Finance	17.3	17.3	17.3	17.3	0.0	n/a
Fire and Public Safety	10.5	10.5	10.5	0.0	-10.5	-100.0%
Housing & Human Concerns	55.8	55.3	54.3	54.3	0.0	n/a
Office of the Mayor[1]	0.0	0.0	0.0	0.0	0.0	n/a
Planning	4.0	4.0	4.0	4.0	0.0	n/a
Police	5.0	8.8	8.8	8.0	-0.8	-8.6%
Prosecuting Attorney	10.0	10.0	10.0	8.0	-2.0	-20.0%
Transportation	2.0	2.0	2.0	2.0	0.0	n/a
TOTAL GRANT REVENUE FUND	**104.6**	**107.8**	**106.8**	**93.6**	**-13.3**	**-12.4%**
REVOLVING FUND						
Environmental Management	2.0	2.0	4.0	5.5	1.5	37.5%
Fire and Public Safety	2.0	1.0	1.0	1.0	0.0	n/a
Housing & Human Concerns	11.0	11.0	11.0	11.0	0.0	n/a
Public Works	16.0	16.0	16.0	16.0	0.0	n/a
TOTAL REVOLVING FUND	**31.0**	**30.0**	**32.0**	**33.5**	**1.5**	**4.7%**
TOTAL EQUIVALENT PERSONNEL[1]	**2,696.4**	**2,787.4**	**2,824.4**	**2,822.9**	**-1.5**	**-0.1%**

NOTES:

True sum may be different due to rounding.

[1]Does not include Council Services, County Clerk, and Office of the Mayor as these departments do not report equivalent personnel. Disbursement for salaries and premium pay is not restricted by Section 5 of the County's General Budget Provision.

Equivalent Personnel Schedule by Fund and Functional Area (County Sources of Funds)

Figure 4-31

EQUIVALENT PERSONNEL	FY 2019 ADOPTED	FY 2020 ADOPTED	FY 2021 ADOPTED	FY 2022 PROPOSED	CHANGE AMOUNT	CHANGE PERCENT
GENERAL FUND						
Culture and Recreation						
Parks and Recreation	396.8	435.2	431.4	432.4	1.0	0.2%
General Government						
Corporation Counsel	37.5	37.5	37.5	37.5	0.0	n/a
Environmental Management	5.0	5.0	5.0	5.0	0.0	n/a
Finance	147.5	159.5	156.5	159.5	3.0	1.9%
Management	60.5	62.0	68.0	68.0	0.0	n/a
Office of the Mayor[1]	0.0	0.0	0.0	0.0	0.0	n/a
Personnel Services	18.0	18.0	20.0	20.0	0.0	n/a
Planning	67.0	69.5	75.5	76.0	0.5	0.7%
Public Works	124.0	119.0	124.3	128.3	4.0	3.2%
Highways, Streets, and Transportation						
Transportation	6.0	6.0	6.0	6.0	0.0	n/a
Legislative						
Council Services[1]	0.0	0.0	0.0	0.0	0.0	n/a
County Clerk[1]	0.0	0.0	0.0	0.0	0.0	n/a
Public Safety						
Emergency Management Agency	6.0	7.0	9.0	9.0	0.0	n/a
Fire and Public Safety	372.0	388.0	389.0	389.0	0.0	n/a
Police	530.2	541.5	550.0	552.2	2.3	0.4%
Prosecuting Attorney	75.0	78.5	82.5	83.5	1.0	1.2%
Social Welfare						
Housing & Human Concerns	81.5	84.0	88.0	88.0	0.0	n/a
TOTAL GENERAL FUND	**1,927.0**	**2,010.6**	**2,042.6**	**2,054.4**	**11.8**	**0.6%**
SPECIAL REVENUE FUNDS						
Highways, Streets, and Transportation						
Public Works	145.0	156.0	159.0	159.0	0.0	n/a
Sanitation						
Environmental Management-Wastewater	120.0	122.0	122.0	122.0	0.0	n/a
Environmental Management-Solid Waste	99.0	107.0	107.0	107.0	0.0	n/a
Environmental Management-EP&S	4.0	6.0	6.0	4.5	-1.5	-25.0%
Social Welfare						
Liquor Control	25.0	25.0	25.0	25.0	0.0	n/a
TOTAL SPECIAL REVENUE FUNDS	**393.0**	**416.0**	**419.0**	**417.5**	**-1.5**	**-0.4%**
ENTERPRISE FUNDS						
Culture and Recreation						
Parks and Recreation	20.9	0.0	0.0	0.0	0.0	n/a
Water Supply						
Water	220.0	223.0	224.0	224.0	0.0	n/a
TOTAL ENTERPRISE FUNDS	**240.9**	**223.0**	**224.0**	**224.0**	**0.0**	**n/a**
TOTAL EQUIVALENT PERSONNEL COUNTY FUNDS	**2,560.9**	**2,649.6**	**2,685.6**	**2,695.9**	**10.3**	**0.4%**

NOTE:

True sum may be different due to rounding.

[1]Does not include Council Services, County Clerk, and Office of the Mayor as these departments do not report equivalent personnel. Disbursement for salaries and premium pay is not restricted by Section 5 of the County's General Budget Provision.

Department Operating Program

Mayor's Proposed Budget
FY 2022

This page has been intentionally left blank.

Corporation Counsel

Mayor's Proposed Budget
FY 2022

This page has been intentionally left blank.

Department Summary

Mission

The Department of the Corporation Counsel supports County government as its chief legal advisor and legal representative for the County of Maui, the Council, Mayor, all departments, boards, commissions, officers, and employees in matters relating to their official duties.

Countywide Outcome(s)

The Department of the Corporation Counsel supports the following countywide outcome(s):

- An Affordable, Healthy, and Thriving Community
- A Strong, Diversified Economy
- An Environmentally Responsible and Sustainable Community
- Well-planned Public Infrastructure
- A Prepared, Safe, and Livable County

The Department provides legal advice and support to assist with achieving key strategies and principles of the Countywide Policy Plan, as follows:

- Protect the natural environment and cultural resources through appropriate training and legal advice related to implementation of County ordinances and statutory requirements.
- Ensure that laws, policies, and regulations are internally consistent and effectuate the intent of the Charter, implementing ordinances, and other legal requirements.
- Support the departments' compliance with, and enforcement of, county, state, and federal laws.
- Provide efficient, effective, and responsive legal services.

Organization Chart

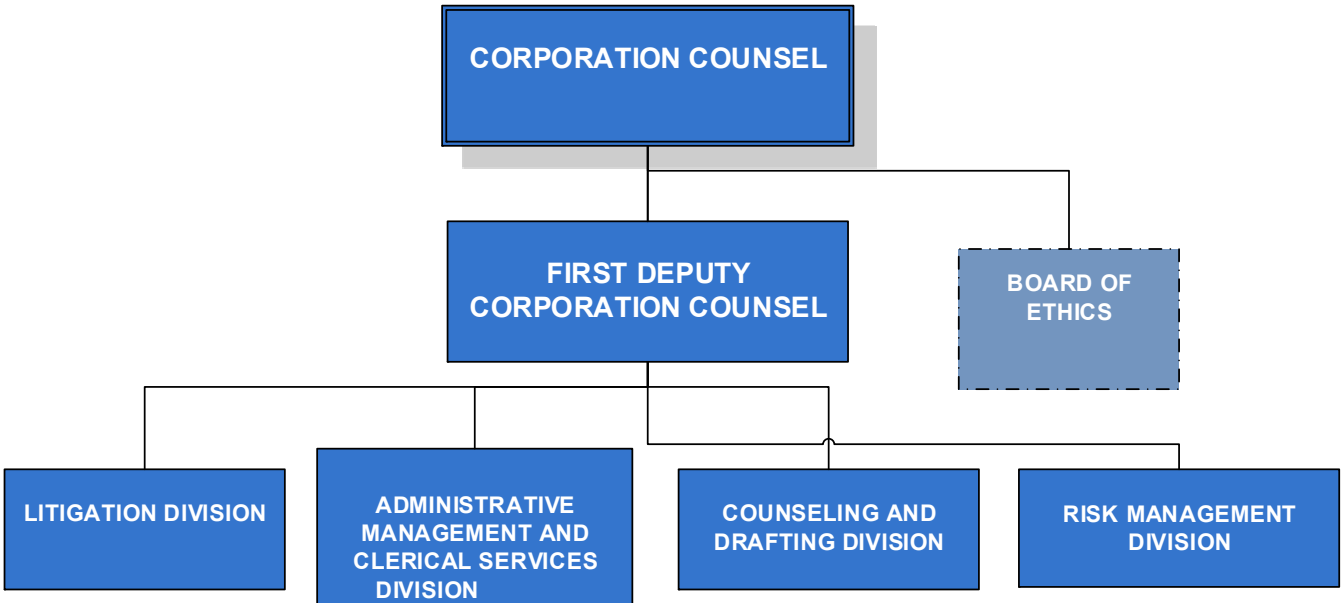

Department Summary

Strategies

The Department is committed to serving the County of Maui by providing sound legal advice, representation, and education to the clients it serves. The Department strives to foster working relationships with its clients to guide, promote, and strengthen the overall countywide strategic priorities.

Operations

The Department is the County's general practice civil law firm with the task of providing quality legal services and representation in a timely, knowledgeable, and professional manner. The Department is divided into four divisions: Counseling and Drafting, Litigation, Risk Management, and Administrative Management and Clerical Services. The Corporation Counsel oversees all divisions.

Since March 2020, the Department has assisted the Administration with researching, drafting, and implementing the emergency proclamations and public health emergency rules related to the COVID-19 pandemic. Additionally, the Department has provided updated guidance as it is received from the Centers for Disease Control (CDC) and Prevention and the Hawaii Department of Health (DOH), as well as from the Occupational Safety and Health Administration (OSHA) and the Hawaii Occupational Safety and Health Division (HIOSH) in relation to worker safety and reporting/recordkeeping requirements. Further, the Department developed the protocol and has processed thousands of requests for limited quarantine in conjunction with the modifications to the State and County emergency rules.

An upside of the pandemic response, spearheaded by the Department, has been the County's adoption of electronic signatures and electronic processing of the majority of legal requests, including procurement. Additionally, the Deputies in the Counseling & Drafting Division have been instrumental in assisting the departments with training and conducting of public hearings, and board and commission meetings via virtual meeting platforms. These changes have resulted in the continuation of County essential functions during the state of emergency. Anecdotally, virtual meetings have allowed for greater public participation in the regulatory process.

The Counseling and Drafting Division is staffed by nine deputy corporation counsel positions, including the First Deputy Corporation Counsel. This division provides a variety of legal counseling and drafting services to the Council, Mayor, County employees, departments, commissions, and boards related to their official duties, including:

- Services relating to planning, land use, public works, environmental management, water, and public infrastructure.
- Services relating to finance, public safety, human resources, and other matters.

The Litigation Division consist of eight deputy corporation counsels, two legal assistants, and one investigator. These positions handle claims and representation in litigation matters for the Council, Mayor, County employees, departments, commissions and boards, relating to their official duties, including:

- Labor-related and tort litigation, as well as land, water, environmental, and complex litigation.
- Conducting complex internal personnel and employment-related investigations.

The Risk Management Division includes a Risk Management Officer, a Loss Control Specialist, three Safety Specialists III, and an Insurance and Claims Assistant II. Risk Management assists in the

Operations (cont'd)
protection of the County's personnel and physical assets through a mix of loss control, risk retention, and risk-financing activities that cost-effectively respond to exposures identified, ranked, and analyzed in the risk management process. Risk services include:

- Employee training in health, wellness, safety best practices, regulatory compliance, and emergency management.
- Administration of worker's compensation, third-party general liability claims, and temporary disability insurance (TDI) claims.
- Insurance procurement/portfolio management in accordance with Chapter 3.64, Maui County Code.

The Administrative Management and Clerical Services Division, is staffed by an Administrative Assistant II, two Law Technicians II, six Law Technicians I, and one Legal Clerk III.
Services include:

- Management of departmental clerical support operations.
- Budget formulation and implementation.
- Clerical support for 17 deputies representing the Litigation and Counseling and Drafting divisions.

External Factors Description
Demand for legal services continues to steadily increase. While unable to control the quantity or complexity of legal requests, claims, and/or lawsuits, the Department's attorneys and staff are knowledgeable in the wide variety of legal matters involving the County. Education and training are a vital means of ensuring the best possible legal representation in the protection of the County's interests, as the legal landscape continues to evolve through case law and legislation.

Department Budget Summary by Fund

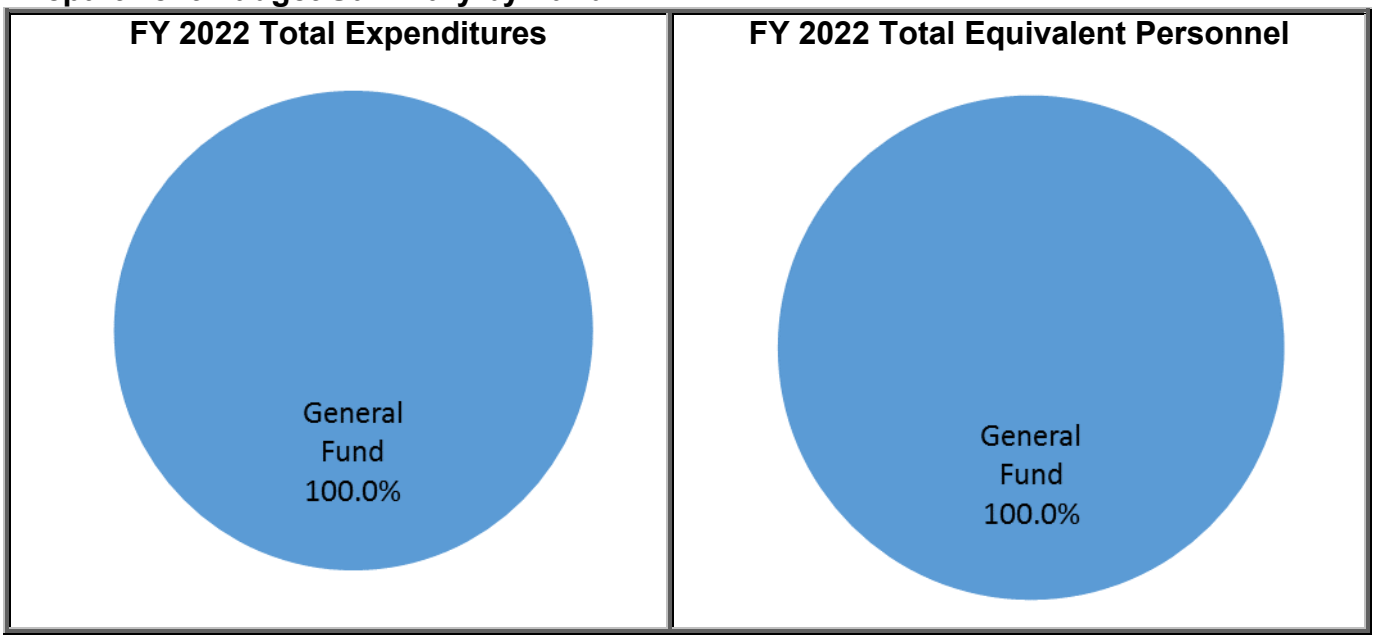

Department Summary

Department Budget Summary by Fiscal Year

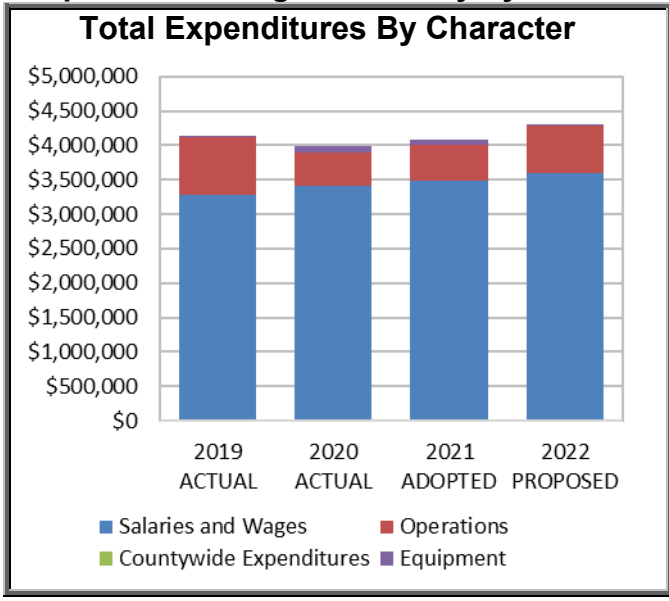

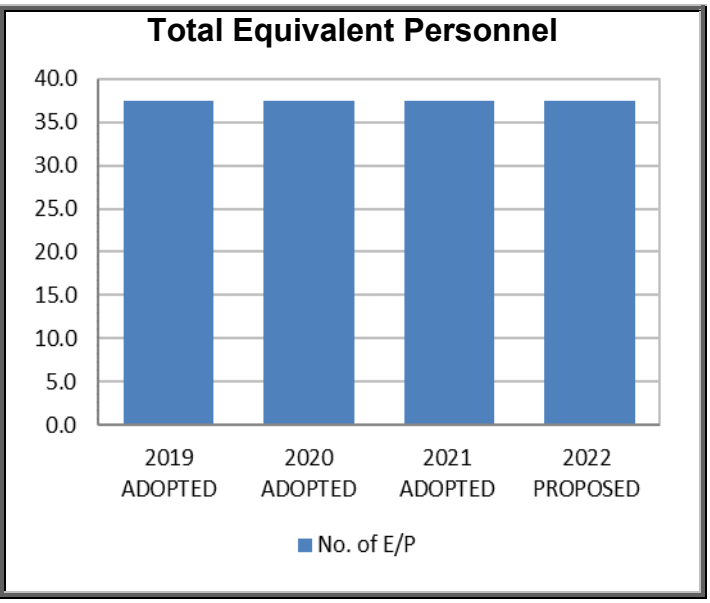

Expenditures Summary by Character & Object

CHARACTER/ OBJECT DESCRIPTION	2019 ACTUAL	2020 ACTUAL	2021 ADOPTED	2022 PROPOSED	CHANGE AMOUNT	CHANGE PERCENT
Salaries and Wages						
OTHER PREMIUM PAY	$16,403	$943	$10,000	$20,000	$10,000	100.0%
WAGES & SALARIES	$3,272,483	$3,411,156	$3,485,009	$3,573,380	$88,371	2.5%
Salaries and Wages Total	**$3,288,886**	**$3,412,099**	**$3,495,009**	**$3,593,380**	**$98,371**	**2.8%**
Operations						
MATERIALS & SUPPLIES	$69,294	$72,823	$45,370	$47,370	$2,000	4.4%
OTHER COSTS	$131,470	$337,738	$153,196	$153,196	$0	N/A
SERVICES	$558,770	$37,908	$259,150	$419,150	$160,000	61.7%
TRAVEL	$63,174	$32,915	$46,962	$56,962	$10,000	21.3%
UTILITIES	$7,343	$5,157	$9,000	$9,000	$0	N/A
Operations Total	**$830,050**	**$486,542**	**$513,678**	**$685,678**	**$172,000**	**33.5%**
Countywide Expenditures						
OTHER COSTS	$0	$0	$300	$300	$0	N/A
Countywide Expenditures Total	**$0**	**$0**	**$300**	**$300**	**$0**	**N/A**
Equipment						
LEASE PURCHASES	$1,406	$7,433	$8,145	$8,145	$0	N/A
MACHINERY & EQUIPMENT	$0	$85,126	$67,500	$0	-$67,500	-100.0%
Equipment Total	**$1,406**	**$92,559**	**$75,645**	**$8,145**	**-$67,500**	**-89.2%**
Department Total	**$4,120,342**	**$3,991,199**	**$4,084,632**	**$4,287,503**	**$202,871**	**5.0%**

Equivalent Personnel Summary by Program

PROGRAM	2019 ADOPTED	2020 ADOPTED	2021 ADOPTED	2022 PROPOSED	CHANGE AMOUNT	CHANGE PERCENT
Legal Services Program	37.5	37.5	37.5	37.5	0.0	0.0%
Department Total	**37.5**	**37.5**	**37.5**	**37.5**	**0.0**	**0.0%**

Legal Services Program

Program Description

The Corporation Counsel serves as legal adviser and legal representative for the County of Maui, the Council, the Mayor, all departments, all boards and commissions, and all County officials and employees in matters relating to their official duties. The Risk Management Division works in tandem with both the Counseling and Drafting Division and the Litigation Division to provide technical advice and assistance to all departments with the goal of protecting assets, reviewing and procuring insurance against predictable risks and occurrences, and lowering the County's exposure to risk and liability.

Key Activity Goals & Measures

GOALS/OBJECTIVES	SUCCESS MEASUREMENTS	FY 2020 ACTUAL	FY 2021 ESTIMATE	FY 2022 ESTIMATE
Goal #1: Effectively manage, control, and insure against the County's total risk exposure.				
1. Raise safety awareness by providing annual training and education to personnel countywide	% of all employees trained by Risk Management Division annually	19%	10%	5%
2. Close a minimum of one claim for every new claim filed; ratio of 1:1 or better	# of closed claims equal to or greater than # of new claims filed in period	1.07 to 1.0	1:4	1.5 to 1.0
3. Lower the median duration of General Liability (GL) and Auto Liability (AU) claims	GL reduction in median days open	144 days	30 days	120 days
	AU reduction in median days open	118 days	30 days	120 days
4. Validate Savings of FAST TRACK (F/T) on General Liability (GL) and Auto Liability (AU) program fees	GL/AU reduction in program fees with F/T compared to without F/T	$26,951	$5,000	$25,000
Goal #2: Provide statistics relating to counseling and drafting and litigation services accurately, and in a timely manner, to track the workload and performance of these divisions.				
1. Complete responses to requests for legal services submitted to the Counseling and Drafting section within 30 days	# of requests for legal services received	4,494	4,000	4,000
	# of requests for legal services completed	4,190	4,000	4,000
	# of requests for legal services closed within 30 days	3,878	3,500	3,500
2. Actively defend and attempt to settle in County's best interest a minimum of 2% of civil and administrative litigated actions pending	# of litigation actions (civil/administrative) pending against the County	407	340	390
	% of civil/administrative litigated actions closed	14%	10%	10%

Legal Services Program

Key Activity Goals & Measures (Cont'd)

GOALS/OBJECTIVES	SUCCESS MEASUREMENTS	FY 2020 ACTUAL	FY 2021 ESTIMATE	FY 2022 ESTIMATE
Goal #3: Increase online accessibility to legal opinions and information with the goal of establishing a robust online presence providing value to the County and the public.				
1. Publish Board of Ethics opinions beginning with 2019	% of opinions published and available online	N/A	100%	100%
2. Publish Board of Ethics opinions prior to 2019	% of opinions published and available online	N/A	20%	50%
Goal #4: Update countywide record retention policies, including protocol for electronic records.				
1. Review, advise, and facilitate adoption of countywide general records retention policy	% completed	N/A	100%	100%
2. Review, advise, and facilitate adoption of department-level records retention policies	% completed	N/A	N/A	50%
Goal #5: Audit and update administrative rules for planning related boards and commissions.				
1. Review administrative rules and Hawaii case law; facilitate revision of existing rules via statutory rulemaking requirements	% of board and commission rule updates adopted	N/A	50%	100%

Program Budget Summary by Fiscal Year

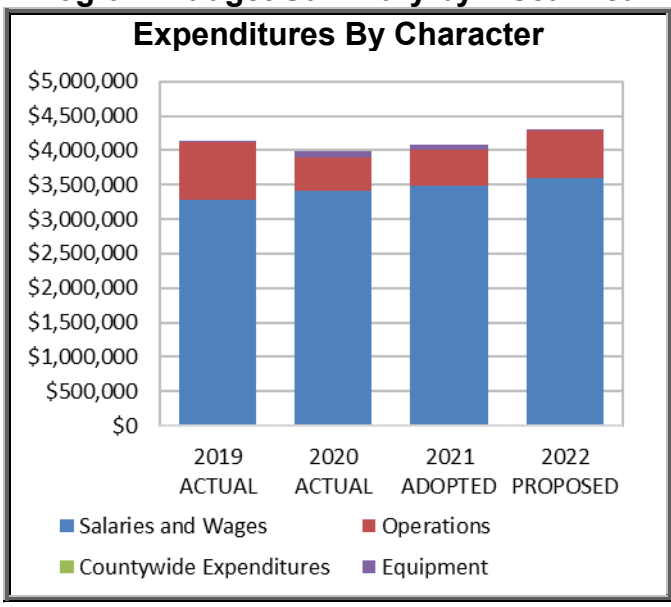

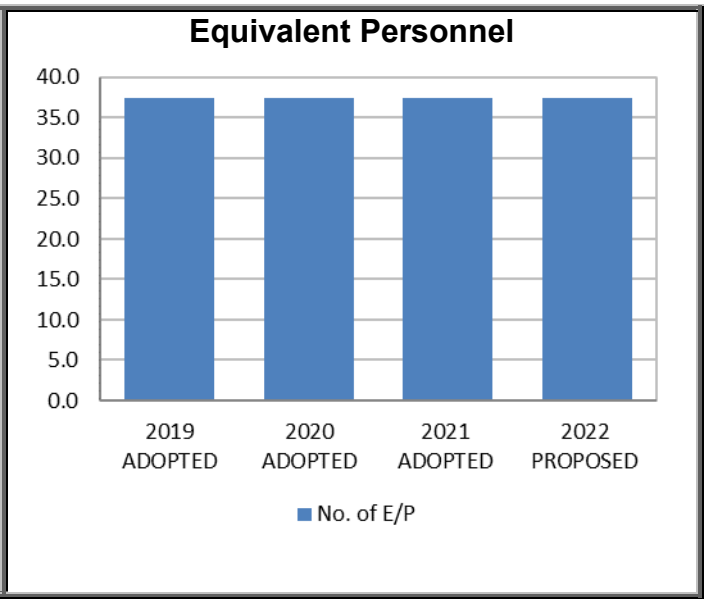

Legal Services Program

Expenditures Summary by Character & Object – General Fund

CHARACTER/ OBJECT DESCRIPTION	2019 ACTUAL	2020 ACTUAL	2021 ADOPTED	2022 PROPOSED	CHANGE AMOUNT	CHANGE PERCENT
Salaries and Wages						
OTHER PREMIUM PAY	$16,403	$943	$10,000	$20,000	$10,000	100.0%
WAGES & SALARIES	$3,272,483	$3,411,156	$3,485,009	$3,573,380	$88,371	2.5%
Salaries and Wages Total	**$3,288,886**	**$3,412,099**	**$3,495,009**	**$3,593,380**	**$98,371**	**2.8%**
Operations						
MATERIALS & SUPPLIES	$69,294	$72,823	$45,370	$47,370	$2,000	4.4%
OTHER COSTS	$131,470	$337,738	$153,196	$153,196	$0	N/A
SERVICES	$558,770	$37,908	$259,150	$419,150	$160,000	61.7%
TRAVEL	$63,174	$32,915	$46,962	$56,962	$10,000	21.3%
UTILITIES	$7,343	$5,157	$9,000	$9,000	$0	N/A
SPECIAL PROJECTS	$0	$40	$0	$0	$0	N/A
Operations Total	**$830,050**	**$486,581**	**$513,678**	**$685,678**	**$172,000**	**33.5%**
Countywide Expenditures						
OTHER COSTS	$0	$0	$300	$300	$0	N/A
Countywide Expenditures Total	**$0**	**$0**	**$300**	**$300**	**$0**	**N/A**
Equipment						
LEASE PURCHASES	$1,406	$7,433	$8,145	$8,145	$0	N/A
MACHINERY & EQUIPMENT	$0	$85,126	$67,500	$0	-$67,500	-100.0%
Equipment Total	**$1,406**	**$92,559**	**$75,645**	**$8,145**	**-$67,500**	**-89.2%**
Program Total	**$4,120,342**	**$3,991,239**	**$4,084,632**	**$4,287,503**	**$202,871**	**5.0%**

Equivalent Personnel Summary by Position Title – General Fund

POSITION TITLE	2019 ADOPTED	2020 ADOPTED	2021 ADOPTED	2022 PROPOSED	CHANGE AMOUNT	CHANGE PERCENT
Administrative Assistant II	1.0	1.0	1.0	1.0	0.0	0.0%
Corporation Counsel	1.0	1.0	1.0	1.0	0.0	0.0%
Deputy Corporation Counsel	16.0	16.0	16.0	16.0	0.0	0.0%
First Deputy Corporation Counsel	1.0	1.0	1.0	1.0	0.0	0.0%
Insurance & Claims Assistant II	1.0	1.0	1.0	1.0	0.0	0.0%
Investigator V	1.0	1.0	1.0	1.0	0.0	0.0%
Law Technician I	6.0	6.0	6.0	6.0	0.0	0.0%
Law Technician II	2.0	2.0	2.0	2.0	0.0	0.0%
Legal Assistant	1.5	1.5	1.5	1.5	0.0	0.0%
Legal Clerk III	1.0	1.0	1.0	1.0	0.0	0.0%
Loss Control Specialist	1.0	1.0	1.0	1.0	0.0	0.0%
Private Secretary	1.0	1.0	1.0	1.0	0.0	0.0%
Risk Management Officer	1.0	1.0	1.0	1.0	0.0	0.0%
Safety Specialist III	3.0	3.0	3.0	3.0	0.0	0.0%
Program Total	**37.5**	**37.5**	**37.5**	**37.5**	**0.0**	**0.0%**

Legal Services Program

Continuation Budget Changes (+/- $10,000) from FY 2021 Adopted Budget

EXPLANATION OF BUDGET CHANGES	CHANGE AMOUNT	CHANGE E/P
Salaries and Wages		
WAGES & SALARIES:		
905018A-5101 Regular Wages: Adjustments in salaries due to Bargaining Collective Agreement increase and position filled at a lower level.	$37,848	0.0
905125A-5101 Regular Wages: Adjustments in salaries due to increase in salaries for all Deputy Corporation Counsel per Ordinance No. 5097 Bill No. 71 (2020).	$34,047	0.0
905310A-5101 Regular Wages: Adjustments in salaries due to Bargaining Collective Agreement increase, position filled at a lower step, and position reallocation.	$16,476	0.0
Operations		
None	$0	
Equipment		
MACHINERY & EQUIPMENT:		
905310C-7039 Maintenance & Repair Equipment: Deletion of equipment approved in FY 2021; one-time appropriation.	-$67,500	

Expansion Budget Request from FY 2021 Adopted Budget

EXPLANATION OF BUDGET CHANGES	CHANGE AMOUNT	CHANGE E/P
Salaries and Wages		
OTHER PREMIUM PAY:		
905018A-5205 Overtime: Additional funding due to Bargaining Unit staff overtime for online travel exemption review.	$5,000	
905310A-5205 Overtime: Additional funding due to Bargaining Unit staff overtime for online travel exemption review.	$5,000	
Operations		
MATERIALS & SUPPLIES:		
905205B-6037 Office Supplies: Funding for Charter Commission which begins in March 2021.	$2,000	
SERVICES:		
905205B-6101 Advertisement: Funding for Charter Commission which begins in March 2021.	$60,000	
905205B-6132 Professional Services: Funding for Charter Commission which begins in March 2021 for contracted staff (Analyst & Secretary).	$100,000	
TRAVEL:		
905205B-6201 Airfare, Transportation: Funding for Charter Commission which begins in March 2021 for travel and in-person meetings resume.	$10,000	
Equipment		
MACHINERY & EQUIPMENT:		
None	$0	
TOTAL EXPANSION BUDGET	**$182,000**	**0.0**

County Clerk

Mayor's Proposed Budget
FY 2022

This page has been intentionally left blank.

Department Summary

Mission

The purpose of the Office of the County Clerk ("OCC") is to undertake legislative and election functions in a lawful, fair, open, and efficient manner on behalf of the people of the County of Maui ("County").

Organization Chart

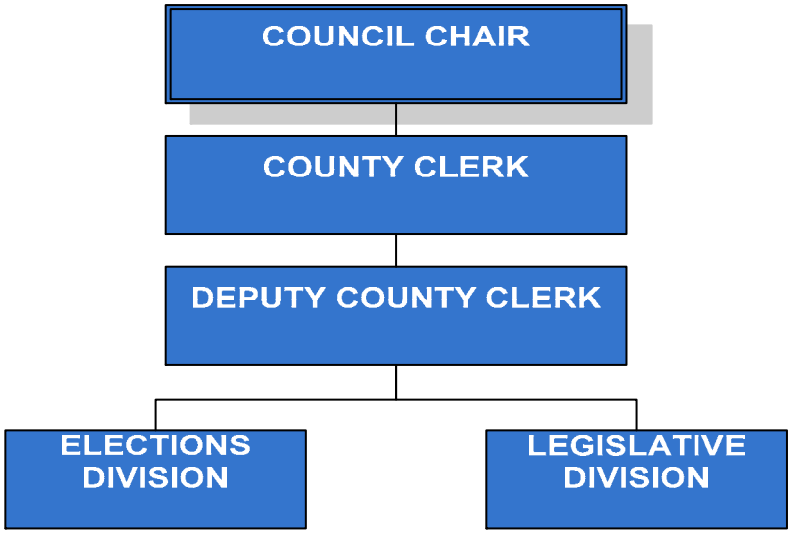

Strategies

- Legislative Function: The OCC provides services that enable the County Council ("Council") to consider and enact legislative proposals through a lawful, reasonable, and efficient process.

- Election Function: The OCC provides election services to the public that are governed by applicable provisions of Federal, State and County law.

Operations

- The OCC prepares Council meeting and public hearing agendas, staffs Council meetings and public hearings, codifies ordinances, and maintains the County Council's legislative history.

- Provides election services to the public which include candidate filing and voter registration activities and conducts vote by mail services pursuant to Act 136 (SLH 2019), including voter service center and Places of Deposit, aka ballot drop box operations.

External Factors Description

The start of 2020 marked the expansion of voting by mail in Hawaii via the implementation of Act 136 (SLH 2019) – Statewide Elections By Mail. This election process provides for the establishment of voter service centers and places of deposit, the cost of which to operate and maintain is borne by the Counties. Based on the number of registered voters of each County, a two-year implementation grant from the State was provided for the Fiscal Year ("FY") 20 and FY 21 periods, totaling approximately $106,000 per year.

On March 12, 2020 a public health emergency was declared in the County and State of Hawaii with preventive measures put in place to minimize the spread of COVID-19 within the County. While the

External Factors Description (Cont'd)

OCC remained open to accommodate on-going candidate filing, voter registration assistance, and essential legislative duties, many of the offices OCC deals with on a daily basis closed and turned to telecommuting and/or extremely limited face-to-face interaction.

The pandemic affected the scheduling of election-related trainings with the Office of Elections on Oahu; site inspections of our direct mailing elections service provider - Cardinal Mailing Service's facility on Oahu; and training on the new mail sorting equipment in advance of the elections. With PPE supplies hard to access in the early months of COVID, the office took what protective measures available, such as the installation of an intercom system at the front entrance for better crowd control within the lobby space of the office, and the installation of plexiglass workstation barriers, as well as blue tape to mark distancing and signage reminders on recommended protocols.

Federal and state laws, along with County Charter provisions, constitute the legal framework for elections and the numerous operations related to elections. Changes in federal and state laws continue to result in additional cost to be borne by the County.

For example, the Help America Vote Act of 2002 established standards for all voting systems. The requirements include, but are not limited to, voting systems that allow a voter, before casting his or her ballot, to verify the votes selected; that allow a voter to change his or her ballot before casting a ballot; and that notify voters that they have over-voted a contest. Act 5 (2006), Hawaii State Legislature, (see Hawaii Revised Statutes §§ 16-41 and 16-42), requires that electronic voting systems used in the State of Hawaii generate a voter-verifiable paper audit trail that a voter can review before casting his or her ballot. These features and others have increased the cost of voting systems used by the state and the counties.

Department Summary

Department Budget Summary by Fund[1]

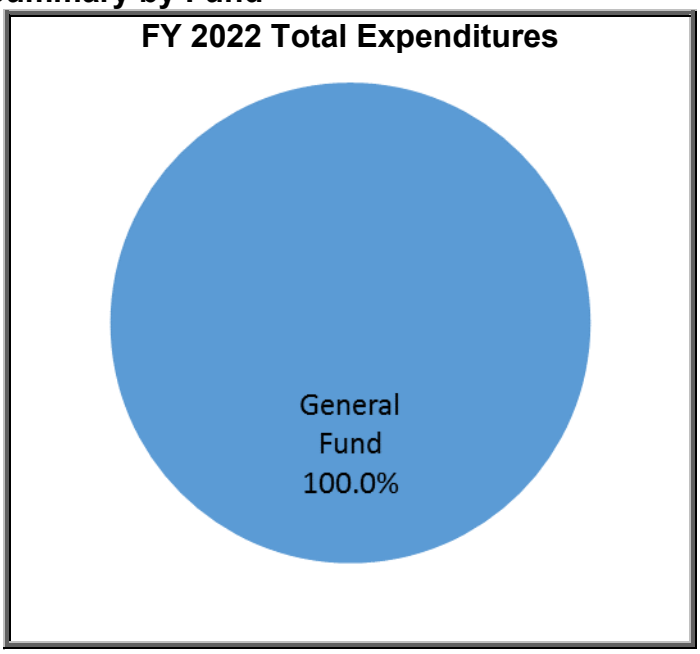

Department Budget Summary by Fiscal Year[2]

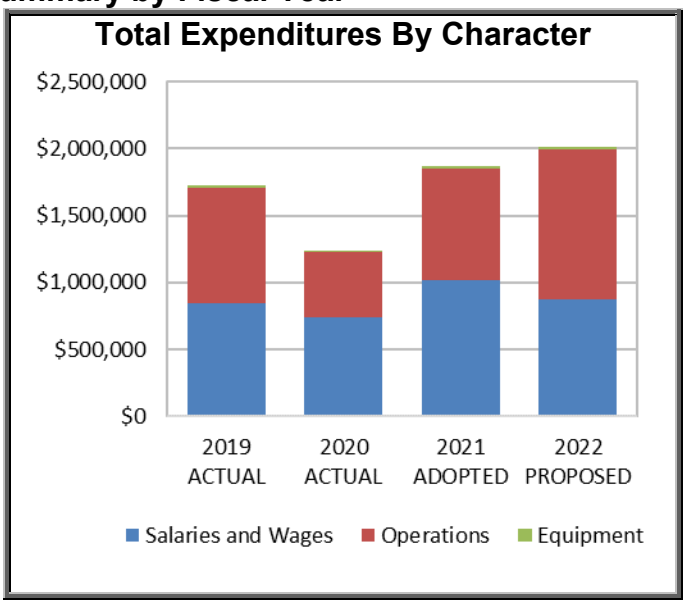

[1] [2] The Department's Total Equivalent Personnel charts have been purposely omitted as the OCC does not report equivalent personnel. Disbursement for salaries and premium pay is not restricted by Section 5 of the General Budget Provisions.

Department Summary

Expenditures Summary by Character & Object

CHARACTER/ OBJECT DESCRIPTION	2019 ACTUAL	2020 ACTUAL	2021 ADOPTED	2022 PROPOSED	CHANGE AMOUNT	CHANGE PERCENT
Salaries and Wages						
OTHER PREMIUM PAY	$85,048	$31,838	$140,000	$45,000	-$95,000	-67.9%
WAGES & SALARIES	$756,784	$707,536	$881,040	$831,272	-$49,768	-5.6%
Salaries and Wages Total	**$841,832**	**$739,374**	**$1,021,040**	**$876,272**	**-$144,768**	**-14.2%**
Operations						
MATERIALS & SUPPLIES	$255,910	$72,293	$75,200	$84,200	$9,000	12.0%
OTHER COSTS	$48,381	$91,346	$103,200	$338,450	$235,250	228.0%
SERVICES	$545,133	$381,962	$375,200	$420,950	$45,750	12.2%
TRAVEL	$16,717	$7,257	$25,000	$20,000	-$5,000	-20.0%
UTILITIES	$2,605	$1,775	$2,500	$2,500	$0	N/A
BUDGETED EXPENDITURES	$0	$0	$250,000	$250,000	$0	N/A
Operations Total	**$868,747**	**$554,633**	**$831,100**	**$1,116,100**	**$285,000**	**34.3%**
Equipment						
MACHINERY & EQUIPMENT	$11,014	$52,732	$17,000	$17,000	$0	N/A
Equipment Total	**$11,014**	**$52,732**	**$17,000**	**$17,000**	**$0**	**N/A**
Department Total	**$1,721,593**	**$1,346,740**	**$1,869,140**	**$2,009,372**	**$140,232**	**7.5%**

County Clerk Program

Program Description

The program budget for the OCC includes funds for legislative and elections functions, as well as other duties assigned by law or the Council.

Population Served

The Legislative Division of the OCC performs tasks for the Maui County Council relative to the conduct of Council meetings and public hearings, and the adoption of legislation.

The Election Division of the OCC serves the general population of Maui County by offering voter registration, candidate filing, and other election related services to the general public.

Services Provided

The Legislative Division of the OCC: Supports the legislative activities of the Council; assists the Chair of the Council in the management of the Council's meeting schedule and calendar; prepares Council meeting and public hearing agendas and the relevant legislative materials to be considered at each meeting or public hearing and prepares Council meeting and public hearing minutes and appropriate follow-up correspondence; procures services and administers the codification of ordinances and the publication of the Maui County Code; and indexes, retains, and retrieves official documents of the County as required by law.

The Election Division of the OCC: Registers voters in the County; in partnership with the State, administers and operates all Federal, State, and County elections conducted within the County; oversees the maintenance, storage, and operation of voting equipment; resolves questions related to the election process; processes, indexes, and retains all voter registration affidavits; conducts programs and activities to increase voter registration; issues vote by mail ballots for Primary, General, and Special elections; and issues certificates of elections.

Key Activity Goals & Measures

GOALS/OBJECTIVES	SUCCESS MEASUREMENTS	FY 2020 ACTUAL	FY 2021 ESTIMATE	FY 2022 ESTIMATE
Goal #1: Support the Council's legislative function in an effective, efficient, and legally proper manner.				
1. Enable the Council, as the legislative body of the County, to consider and enact legislation in accordance with all legal requirements	# of committee reports processed and uploaded in a digital format within one week	166	150	150
	% of committee reports processed and uploaded in a digital format within one week	100%	100%	100%
	# of ordinances processed and uploaded onto the county website within one week	119	100	100

County Clerk Program

Key Activity Goals & Measures (Cont'd)

GOALS/OBJECTIVES	SUCCESS MEASUREMENTS	FY 2020 ACTUAL	FY 2021 ESTIMATE	FY 2022 ESTIMATE
Goal #1: Support the Council's legislative function in an effective, efficient, and legally proper manner (Cont'd).				
1. Enable the Council, as the legislative body of the County, to consider and enact legislation in accordance with all legal requirements (Cont'd)	% of ordinances processed and uploaded onto the county website within one week	100%	100%	100%
	# of resolutions processed and uploaded onto the county website within one week	168	150	150
	% of resolutions processed and uploaded onto the county website within one week	100%	100%	100%
	# of Council meetings held, for which meeting notices and written minutes were required	39	30	30
	% of written meeting minutes issued, that comply with all legal requirements	100%	100%	100%
	# of draft minutes finalized	40	25	25
	% of draft minutes finalized	100%	100%	100%
	# of first and final reading publications by legal deadline	240	200	200
	% of first and final reading publications by legal deadline	100%	100%	100%
Goal #2: Accomplish the legislative record keeping responsibility of the OCC in an effective, efficient, and legally proper manner.				
1. Reduce the required current and future legislative records storage space of the OCC	Archive prior years' committee reports in a digital format	3 years	5 years	5 years
	% of prior committee reports archived	60%	100%	100%

County Clerk Program

Key Activity Goals & Measures (Cont'd)

GOALS/OBJECTIVES	SUCCESS MEASUREMENTS	FY 2020 ACTUAL	FY 2021 ESTIMATE	FY 2022 ESTIMATE
Goal #2: Accomplish the legislative record-keeping responsibility of the OCC in an effective, efficient, and legally proper manner (Cont'd).				
1. Reduce the required current and future legislative records storage space of the OCC (Cont'd)	Archive prior years' resolutions onto the county website	3 years	5years	5 years
	% of prior resolutions archived	100%	100%	100%
2. Receive, maintain, disseminate and dispose of records filed with the OCC	# of claims processed and distributed within 3 working days	104	80	80
	% of claims processed within 3 working days	100%	100%	100%
	# of documents affixed with the county seal within 2 working days	1,379	1,500	1,500
	% of documents affixed with the county seal within 2 working days	100%	100%	100%
3. Provide legislative documents to government agencies and the public upon request	# of records provided within 10 days	260	200	250
	% of records provided by legal deadlines	100%	100%	100%
Goal #3: Conduct all County, State, and Federal elections held within Maui County in an effective, efficient, and legally proper manner.				
1. Receive, process and maintain County's voter registration records and database	# of Affidavits on Application for Voter Registration entered into the State Voter Registration System	24,295	10,000	20,000
	# of voter registration follow-up letters issued	563	600	600
	# of address confirmation cards mailed in compliance with legal requirements	91,658	88,000	90,000
	# of National Voter Registration Act notices mailed in compliance with legal requirements	13,880	6,000	12,000

County Clerk Program

Key Activity Goals & Measures (Cont'd)

GOALS/OBJECTIVES	SUCCESS MEASUREMENTS	FY 2020 ACTUAL	FY 2021 ESTIMATE	FY 2022 ESTIMATE
Goal #3: Conduct all County, State, and Federal elections held within Maui County in an effective, efficient and legally proper manner (Cont'd)				
2. Provide for and operate Voter Service Centers within County during the election period and on Primary and General election days	# of Voter Service Center officials training sessions scheduled.	N/A	6	N/A
	% of training sessions conducted	N/A	100%	N/A
	# of voters serviced at Voter Service Center(s)	N/A	5,194	N/A
3. Operate and promote for use, Places of Deposit locations, aka Ballot Drop Boxes, throughout Maui County during the election period and on Primary and General election days	# of return identification envelope packets collected from each Place of Deposit	N/A	21,2280	N/A
4. Increase the amount of corrected signature-deficient return identification envelopes	# of signature-deficient return identification envelopes "cured" by the voter as permitted by law	N/A	424	N/A
Goal #4: Accomplish the election record-keeping responsibility of the OCC in an effective, efficient, and legally proper manner.				
1. Reduce the required and current and future election records storage space of the OCC	# of pages converted to digital records	20,658	10,000	20,000
2. Provide documents to government agencies, political organizations and the public upon request	# of records provided by legal deadline	152	125	125
	% of records provided by legal deadline	100%	100%	100%

County Clerk Program

Program Budget Summary by Fiscal Year[3]

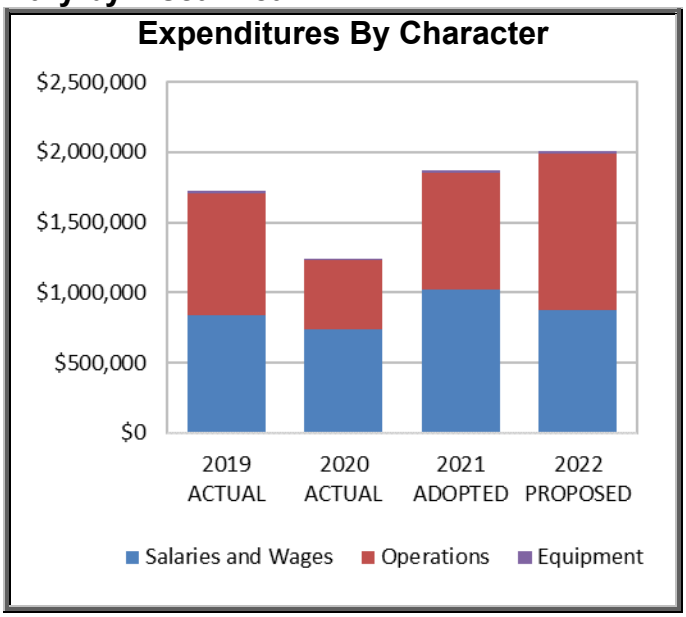

Expenditures Summary by Character & Object – General Fund

CHARACTER/ OBJECT DESCRIPTION	2019 ACTUAL	2020 ACTUAL	2021 ADOPTED	2022 PROPOSED	CHANGE AMOUNT	CHANGE PERCENT
Salaries and Wages						
OTHER PREMIUM PAY	$85,048	$31,838	$140,000	$45,000	-$95,000	-67.9%
WAGES & SALARIES	$756,784	$707,536	$881,040	$831,272	-$49,768	-5.6%
Salaries and Wages Total	**$841,832**	**$739,374**	**$1,021,040**	**$876,272**	**-$144,768**	**-14.2%**
Operations						
MATERIALS & SUPPLIES	$255,910	$69,089	$75,200	$84,200	$9,000	12.0%
OTHER COSTS	$48,381	$91,346	$103,200	$338,450	$235,250	228.0%
SERVICES	$545,133	$321,907	$375,200	$420,950	$45,750	12.2%
TRAVEL	$16,717	$7,257	$25,000	$20,000	-$5,000	-20.0%
UTILITIES	$2,605	$1,775	$2,500	$2,500	$0	N/A
BUDGETED EXPENDITURES	$0	$0	$250,000	$250,000	$0	N/A
Operations Total	**$868,747**	**$491,374**	**$831,100**	**$1,116,100**	**$285,000**	**34.3%**
Equipment						
MACHINERY & EQUIPMENT	$11,014	$9,816	$17,000	$17,000	$0	N/A
Equipment Total	**$11,014**	**$9,816**	**$17,000**	**$17,000**	**$0**	**N/A**
Program Total	**$1,721,593**	**$1,240,564**	**$1,869,140**	**$2,009,372**	**$140,232**	**7.5%**

[3] The Equivalent Personnel chart has been purposely omitted as the OCC does not report equivalent personnel. Disbursement for salaries and premium pay is not restricted by Section 5 of the General Budget Provisions.

County Clerk Program

Personnel Summary by Position Title[4] - General Fund

POSITION TITLE	2022 PROPOSED
Assistant Clerk to the Council	1
Clerk to the Council	1
Council Information & Reference Technician	1
County Clerk	1
Deputy County Clerk	1
Elections Administrator	1
Elections Clerk II	2
Office Operations Assistant II	1
Senior Elections Clerk	2
Temporary Election Clerk (12 months)	1
Temporary Election Clerk (2 months)	11
Temporary Election Clerk (5 months)	8

Continuation Budget Changes (+/- $10,000) from FY 2021 Adopted Budget

EXPLANATION OF BUDGET CHANGES	CHANGE AMOUNT	CHANGE E/P
Salaries and Wages		
WAGES & SALARIES:		
902015A-5101 Regular Wages: Adjustment in salaries due to the Collective Bargaining Agreement, offset by a position filled at a lower level.	$22,008	N/A
902056A-5101 Regular Wages: Adjustment in salaries due to reduction to Temporary Election Clerk from 5 months to 2 months funding, one Temporary Election Clerk from 12 months to 5 months funding, offset by an increase pursuant to the Collective Bargaining Agreement and one Temporary Election Clerk from 5 months to 12 months funding.	-$71,776	N/A
OTHER PREMIUM PAY:		
902015A-5215 Premium Pay: Deletion of additional appropriation due to election year.	-$40,000	
902056A-5215 Premium Pay: Deletion of additional appropriation due to election year.	-$55,000	
Operations		
None	$0	
Equipment		
MACHINERY & EQUIPMENT:		
902015C-7031 Computer Equipment: Deletion of one-time appropriation in FY 2021.	-$12,000	

[4] The OCC does not report equivalent personnel. The position titles listed on this table are for informational purposes only. Disbursement for salaries and premium pay is not restricted by Section 5 of the General Budget Provision.

County Clerk Program

Expansion Budget Request from FY 2021 Adopted Budget

EXPLANATION OF BUDGET CHANGES	CHANGE AMOUNT	CHANGE E/P
Salaries and Wages		
None	$0	
Operations		
SERVICES:		
902015B-6132 Professional Services: Contingency for quarterly disinfecting/cleaning of Chambers and OCC, costs associated with Department relocation.	$15,750	
902015B-6138 R&M - Services/Contracts: Additional funding for office relocation expenses.	$30,000	
OTHER COSTS:		
902015B-6235 Rentals: Additional funding for office rent and copier lease.	$185,000	
902056B-6230 Registration/Training Fees: Additional funding for Agilis ballot sorting equipment training.	$8,250	
902056B-6233 Rental of machinery & equipment: For lease payment of ballot sorting machine.	$50,000	
MATERIALS & SUPPLIES:		
902056B-6035 Miscellaneous Supplies: Additional funding for ballot cages.	$4,000	
902056B-6040 Postage: Additional funding for postage.	$5,000	
Equipment		
MACHINERY AND EQUIPMENT:		
902015C-7044 Other Equipment: Purchase of audio multimedia and videoconference equipment.	$5,000	
902056C-7044 Other Equipment: Purchase of six Microsoft Surface form at $2,000 each.	$12,000	
TOTAL EXPANSION BUDGET	**$315,000**	**N/A**

County Clerk Program

Program Budget Summary by Fiscal Year[5] - Grant Revenue Fund

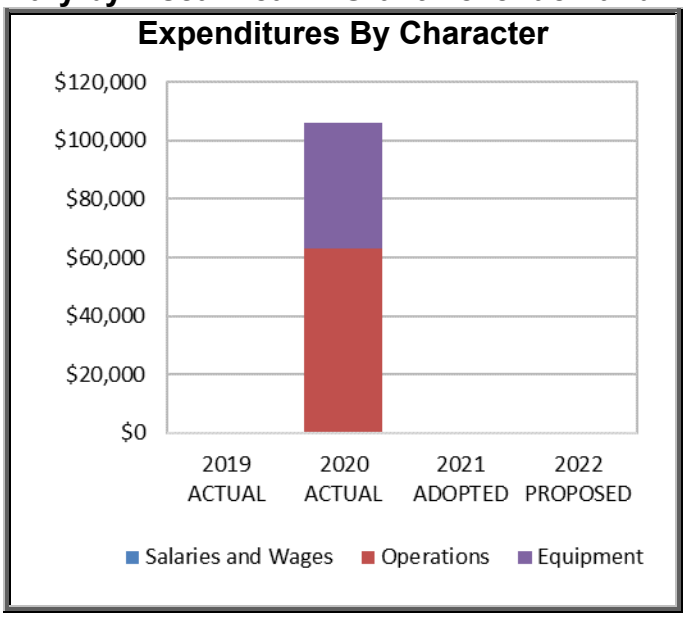

Expenditures Summary by Character & Object – Grant Revenue Fund

CHARACTER/ OBJECT DESCRIPTION	2019 ACTUAL	2020 ACTUAL	2021 ADOPTED	2022 PROPOSED	CHANGE AMOUNT	CHANGE PERCENT
Salaries and Wages						
OTHER PREMIUM PAY	$0	$0	$0	$0	$0	N/A
WAGES & SALARIES	$0	$0	$0	$0	$0	N/A
Salaries and Wages Total	**$0**	**$0**	**$0**	**$0**	**$0**	**N/A**
Operations						
MATERIALS & SUPPLIES	$0	$3,204	$0	$0	$0	N/A
SERVICES	$0	$60,055	$0	$0	$0	N/A
Operations Total	**$0**	**$63,260**	**$0**	**$0**	**$0**	**N/A**
Equipment						
MACHINERY & EQUIPMENT	$0	$42,916	$0	$0	$0	N/A
Equipment Total	**$0**	**$42,916**	**$0**	**$0**	**$0**	**N/A**
Program Total	**$0**	**$106,176**	**$0**	**$0**	**$0**	**N/A**

Equivalent Personnel Summary by Position Title – Grant Revenue Fund

The County Clerk Program does not have equivalent personnel funded through the Grant Revenue Fund.

[5] The Equivalent Personnel chart has been purposely omitted as the OCC does not report equivalent personnel. Disbursement for salaries and premium pay is not restricted by Section 5 of the General Budget Provisions.

County Council

Mayor's Proposed Budget
FY 2022

This page has been intentionally left blank.

Department Summary

Mission (County Council)
The purpose of the County Council is to make legislative decisions in a fair and efficient manner, on behalf of the people of the County of Maui.

Mission (Office of Council Services or "OCS")
To provide the best public service and promote the public good, by assisting the policy-making process as a hard-working team striving for consistency, accuracy and the quality that comes with excellence.

Mission (Office of the County Auditor or "OCA")
Improve government accountability through independent analysis.

Organization Chart

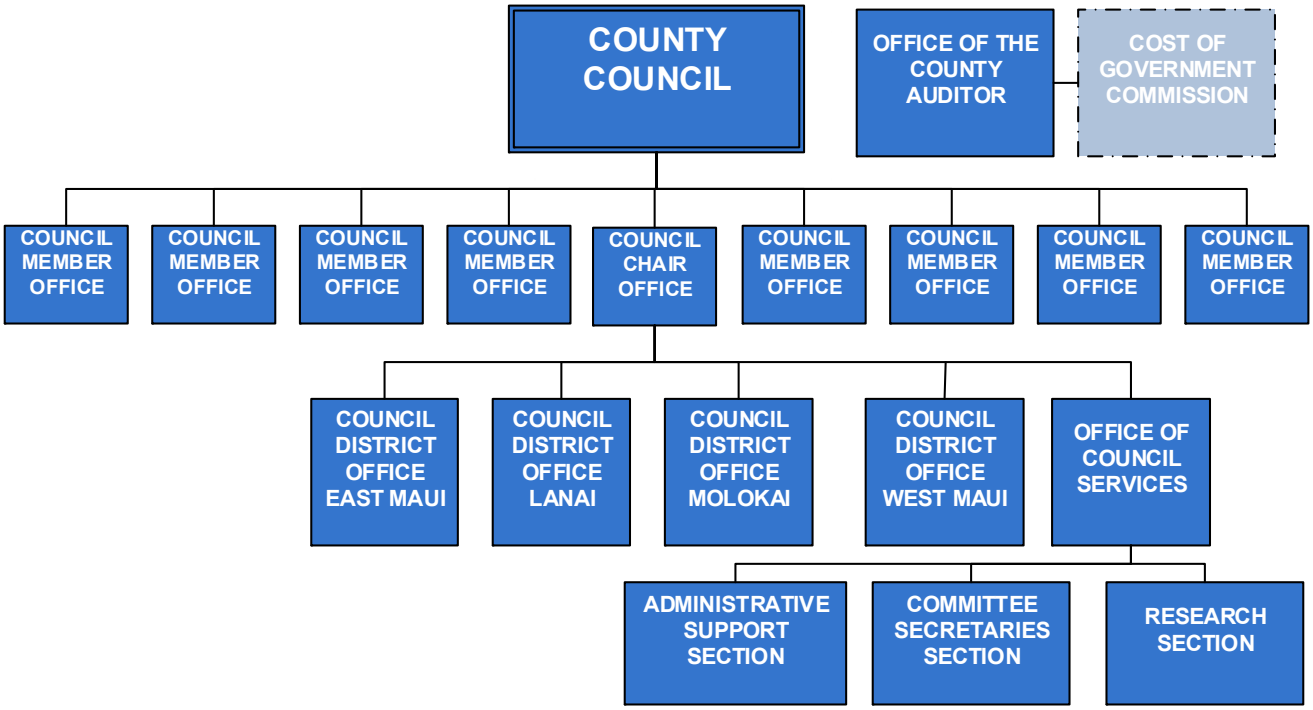

Strategies
- The County Council consists of nine Councilmembers. Each Councilmember's office focuses on that Councilmember's legislative priorities and constituencies.
- The OCS focuses on providing services that enable the Council to decide legislative issues through a process that is lawful, reasonable, and efficient.
- The OCA will:
  - Serve as a catalyst for positive change in County government through focused independent audits and examination;
  - Advocate for the efficient and appropriate use of public resources; and
  - Increase government transparency for the purpose of bringing a higher quality of life to the citizens of Maui County.

Department Summary

Operations

County Council:

- The Councilmembers are provided flexibility in staffing and managing their offices. Their offices have equal annual allocations, and their operations are subject to pertinent legal and ethical requirements.
- The district offices in East Maui, Lanai, Molokai, and West Maui, give residents of those areas access to the legislative process and provide district-related assistance to Councilmembers, the Council, and other legislative agencies.
- The OCS functions as a central support agency providing research, clerical, and logistical support to the Council's committees and Councilmembers in the performance of their official legislative duties.

The OCA is administratively divided into two functions: Administrative Support, and Audit and Analysis.

- ***Administrative Support*** - Work in coordination with others to carry out the functions of the OCA. Responsible for the day-to-day administrative services of the office, with some delegated authority to act for the County Auditor in select administrative matters. Provide administrative support in matters relating to personnel management, budget administration, financial records, audit report compilation, and general correspondence. Coordinates staff travel, training, and procurement of office equipment when required.
- ***Audit and Analysis*** - To the extent practicable, audits shall be conducted in accordance with generally accepted government auditing standards ("GAGAS") issued by the Comptroller General of the United States, Government Accountability Office. The application of GAGAS will provide OCA with a framework for conducting high-quality audits with competency, integrity, objectivity, and independence. As a requirement of GAGAS, audit staff shall maintain high levels of professional competency and skepticism through the completion of 80-hours continuing professional education every two years. In addition, the quality of the work product of OCA shall be examined through an external quality control "peer review" by an entity independent of the County of Maui at least once every three years.

Department Budget Summary by Fund

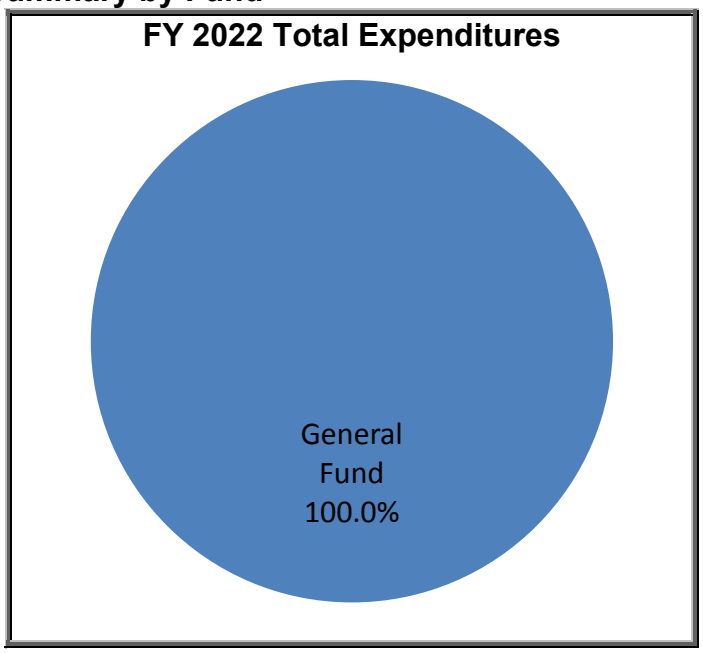

Department Summary

Department Budget Summary by Fiscal Year

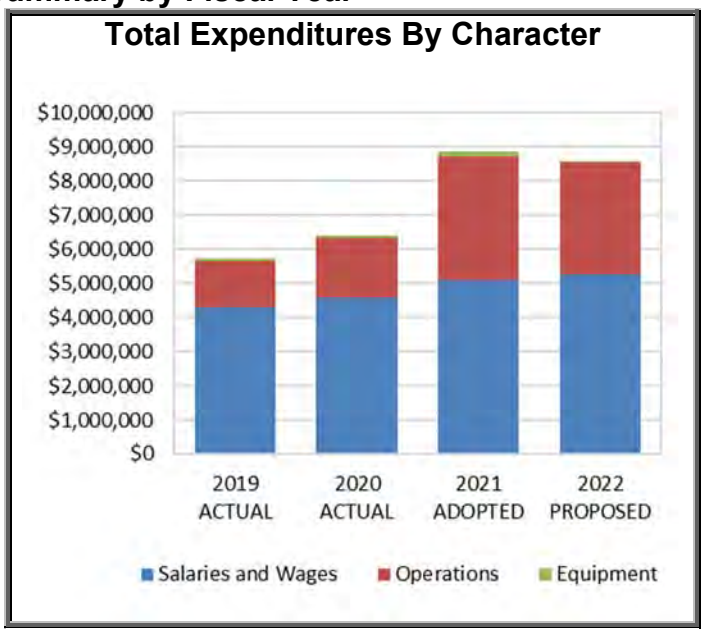

Expenditures Summary by Character & Object

CHARACTER/ OBJECT DESCRIPTION	2019 ACTUAL	2020 ACTUAL	2021 ADOPTED	2022 PROPOSED	CHANGE AMOUNT	CHANGE PERCENT
Salaries and Wages						
OTHER PREMIUM PAY	$201,198	$148,995	$266,277	$218,000	-$48,277	-18.1%
WAGES & SALARIES	$4,090,520	$4,420,381	$4,799,181	$5,053,695	$254,514	5.3%
Salaries and Wages Total	**$4,291,718**	**$4,569,376**	**$5,065,458**	**$5,271,695**	**$206,237**	**4.1%**
Operations						
MATERIALS & SUPPLIES	$61,122	$83,459	$60,835	$77,035	$16,200	26.6%
OTHER COSTS	$201,160	$156,697	$1,264,283	$382,193	-$882,090	-69.8%
SERVICES	$871,624	$1,352,338	$2,089,743	$2,529,861	$440,118	21.1%
TRAVEL	$193,814	$140,570	$222,563	$222,184	-$379	-0.2%
UTILITIES	$25,531	$30,009	$35,546	$47,186	$11,640	32.7%
Operations Total	**$1,353,251**	**$1,763,072**	**$3,672,970**	**$3,258,459**	**-$414,511**	**-11.3%**
Equipment						
LEASE PURCHASES	$12,447	$12,755	$14,934	$14,934	$0	N/A
MACHINERY & EQUIPMENT	$55,096	$68,713	$104,822	$35,422	-$69,400	-66.2%
Equipment Total	**$67,544**	**$81,467**	**$119,756**	**$50,356**	**-$69,400**	**-58.0%**
Department Total	**$5,712,513**	**$6,413,915**	**$8,858,184**	**$8,580,510**	**-$277,674**	**-3.1%**

Council Services Program

Program Description

The program budget for the OCS includes funds for centralized legislative costs, as well as the nine Councilmembers' offices and the four district offices of the County Council located in East Maui, Lanai, Molokai, and West Maui.

Generally, OCS provides research, clerical, and logistical support to the committees of the County Council and to Councilmembers in the performance of their official legislative duties. Each Councilmember's office is assigned an equal portion of the budget in an effort to provide all Councilmembers with enough flexibility and independence to pursue their own legislative priorities.

The district offices are managed by the Council Chair on behalf of all Councilmembers, and are intended to provide residents of these areas – which are geographically remote from the Council seat of Wailuku – with better access to Councilmembers and to legislative services in general.

Population Served

Each Councilmember represents and is accountable for all residents of the entire county, regardless of the Councilmember's residency area. Other personnel in the legislative branch serve the community indirectly by enabling the County Council, its committees, and its members to undertake their legislative responsibilities.

Services Provided

Councilmembers make legislative decisions for the community. As legislative officials, they are selected by majority vote and are directly accountable to the electorate. The legislative process is subject to many stringent and complex legal requirements. Councilmembers also spend considerable time meeting with advocates, gathering and evaluating information on issues, and considering the community's long-term needs.

Councilmembers have flexibility in staffing and operating their offices within an annual allotment so they can pursue their legislative priorities independently. Their offices work on constituent requests and legislative research, especially on matters requiring privacy and confidentiality. The offices also assist Councilmembers with scheduling, communications, and documents.

The OCS primarily supports the legislative activities of the County Council and its committees. The office provides the services necessary to enable Councilmembers to consider legislative issues in committee meetings. The office also provides or coordinates the legislative branch's general operations such as facilities, equipment, supplies, office technology, payroll, benefits, accounting, and workforce policies.

Work Information Summary

Description of Work	FY 2020 Actual
# of committee reports issued	165
# of ordinances enacted	119
# of resolutions adopted, excluding ceremonial	174
# of committee meetings held for which meeting notices and written minutes were required	190
# of documents issued by committees	1,439
# of documents received and processed by committees	4,622

Council Services Program

Work Information Summary (Cont'd)

Description of Work	FY 2020 Actual
# of personnel, payroll, and procurement approvals initiated	1,343
# formal record requests processed	8
# of hours employees spend for improving skills and expertise necessary for operations	1,004

Key Activity Goals & Measures

GOALS/OBJECTIVES	SUCCESS MEASUREMENTS	FY 2020 ACTUAL	FY 2021 ESTIMATE	FY 2022 ESTIMATE
Goal #1: To undertake the County's legislative function in an effective, efficient, and legally proper manner.				
1. To enable Council members, as elected representatives of the community, to consider and decide legislative issues in accordance with all legal requirements	% of meeting minutes issued that complied with all legal requirements	100%	100%	100%
	% of documents issued that complied with established standards, without errors requiring corrective action	100%	100%	100%
	% of received documents processed that complied with established standards, without errors requiring corrective action	100%	100%	100%
	% of financial transactions processed properly by accepted deadlines and not requiring corrective actions	98%	100%	100%
	% of personnel, payroll and procurement approvals processed properly by accepted deadlines and not requiring corrective actions	100%	100%	100%
2. To provide legislative documents to government agencies and the public	% of records provided by legal deadlines and established standards	100%	100%	100%

Council Services Program

Program Budget Summary by Fiscal Year – General Fund

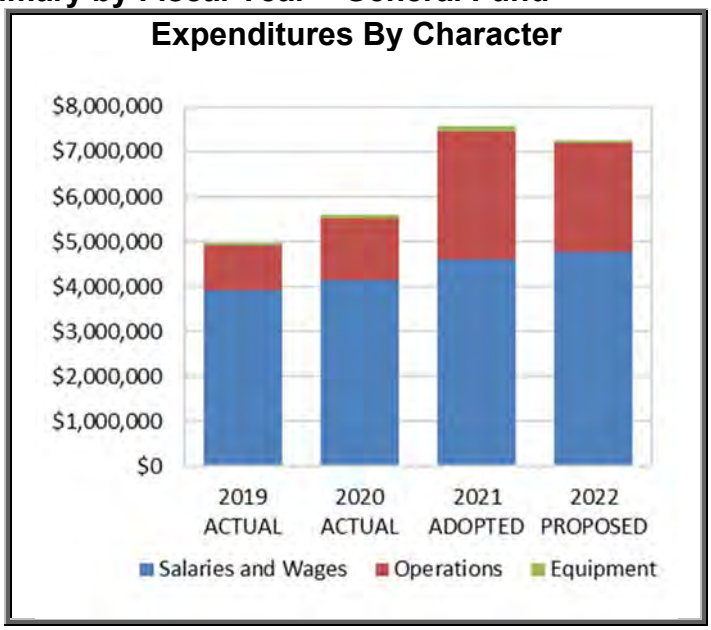

Expenditures Summary by Character and Object – General Fund

CHARACTER/ OBJECT DESCRIPTION	2019 ACTUAL	2020 ACTUAL	2021 ADOPTED	2022 PROPOSED	CHANGE AMOUNT	CHANGE PERCENT
Salaries and Wages						
OTHER PREMIUM PAY	$201,198	$148,995	$246,032	$200,000	-$46,032	-18.7%
WAGES & SALARIES	$3,707,675	$3,989,549	$4,342,666	$4,570,512	$227,846	5.2%
Salaries and Wages Total	**$3,908,873**	**$4,138,543**	**$4,588,698**	**$4,770,512**	**$181,814**	**4.0%**
Operations						
MATERIALS & SUPPLIES	$54,401	$79,692	$53,835	$70,035	$16,200	30.1%
OTHER COSTS	$114,617	$72,626	$1,122,283	$219,193	-$903,090	-80.5%
SERVICES	$616,327	$1,073,789	$1,437,143	$1,882,261	$445,118	31.0%
TRAVEL	$191,031	$130,419	$222,563	$222,184	-$379	-0.2%
UTILITIES	$21,354	$26,088	$30,228	$41,868	$11,640	38.5%
Operations Total	**$997,731**	**$1,382,614**	**$2,866,052**	**$2,435,541**	**-$430,511**	**-15.0%**
Equipment						
LEASE PURCHASES	$10,119	$10,933	$10,934	$10,934	$0	N/A
MACHINERY & EQUIPMENT	$42,194	$59,204	$89,822	$35,422	-$54,400	-60.6%
Equipment Total	**$52,313**	**$70,137**	**$100,756**	**$46,356**	**-$54,400**	**-54.0%**
Program Total	**$4,958,917**	**$5,591,294**	**$7,555,506**	**$7,252,409**	**-$303,097**	**-4.0%**

Council Services Program

Personnel Summary by Position Title[1] - General Fund

POSITION TITLE	FY 2022 PROPOSED
Accounts Payable Specialist	1 position
Budget Committee Secretary	1 position
Committee Secretary	5 positions
Council Aides (4) - East Maui, Lanai, Molokai, and West Maui	4 positions
Council Chair (1)	1 position
Council Services Assistant	2 positions
Council Services Technician	2 positions
Councilmember Executive Assistants	various
Councilmembers (8)	8 positions
Director of Council Services	1 position
Deputy Director of Council Services	1 position
Legislative Analyst	8 positions
Legislative Attorney	2 positions
Personnel Specialist	1 position
Senior Accountant	1 position
Supervising Committee Secretary	1 position
Supervising Legislative Analyst	1 position
Support Supervisor	1 position

Continuation Budget Changes (+/- $10,000) from FY 2021 Adopted Budget

EXPLANATION OF BUDGET CHANGES	CHANGE AMOUNT	CHANGE E/P
Salaries and Wages		
901041A-5101 Regular Wages: Increases per Resolution 20-78; increases per Ordinance 5098; annual step increases; position filled at lower/higher steps; reallocation of budget from Supervising Legislative Attorney to Supervising Legislative Analyst.	$85,815	N/A
901041A-5250 Salary Adjustments: Delete one-time appropriation for anticipated FY 2021 salary increases.	-$46,032	N/A
Operations		
OTHER COSTS:		
901049B-6317 County Grant Subsidy: Delete one-time FY 2021 appropriation for Phase I of a Countywide Climate Change and Sea Level Rise Adaptation and Resiliency Master Plan.	-$500,000	
901093B-6244 Computer Software: Delete one-time FY 2021 appropriation for budgeting computer software start-up costs.	-$400,000	
Equipment		
MACHINERY & EQUIPMENT:		
901041C-7031 Computer Equipment: Deletion of one-time FY 2021 appropriation.	-$66,400	

[1] The Office of Council Services is not covered by civil service requirements or equivalent personnel counts. The position titles listed on this table are for informational purposes. Disbursement for salaries and premium pay is not restricted by Section 5 of the General Budget Provisions.

Council Services Program

Expansion Budget Request from FY 2021 Adopted Budget

EXPLANATION OF BUDGET CHANGES	CHANGE AMOUNT	CHANGE E/P
Salaries and Wages		
901041A-5101 Regular Wages: Increase for Deputy Director of Council Services expansion position.	$142,031	N/A
Operations		
MATERIALS & SUPPLIES:		
901041B-6034 Medical & Safety Supplies: Increase safety supplies for masks, sanitizer and gloves.	$1,850	
901041B-6035 Miscellaneous Supplies: Increase computer accessories and peripherals.	$2,000	
901041B-6040 Postage: Increase postage to send mail to Councilmembers working remotely.	$250	
901041B-6060 Small Equipment - under $1000: Add one-time appropriations to replace printers and (1) workstation.	$19,100	
SERVICES:		
901041B-6110 Computer Services: Software for remote support; internet services for West Maui district office; budgeting software annual subscription.	$201,600	
901041B-6122 Freight and Hauling: Increase freight to ship Committee-related packages to Councilmembers working remotely.	$150	
901041B-6129 Other Services: Add COVID-19 cleaning and sanitizing costs for offices and common areas.	$21,250	
901041B-6132 Professional Services: Increase agenda and meeting management contract; add Communications Cloud annual subscription; add one-time appropriation for Communications Cloud start-up costs; add one-time appropriation for legislative branch renovations.	$223,118	
UTILITIES:		
901041B-6120 Electricity: Add electric services for West Maui district office.	$2,700	
901041B-6152 Cellular Telephone: Add mobile services for staff to telecommute.	$8,640	
901041B-6154 Telephone: Add phone services for West Maui district office.	$300	
OTHER COSTS:		
901041B-6212 Dues: Increase dues for Hawaii State Bar Association, American Planning Association, American Bar Association; add Institute for Public Procurement.	$835	
901041B-6225 Publications & Subscriptions: Add Maui News subscription for West Maui district office.	$235	
901041B-6235 Rentals: Increase office rent for West Maui district office.	$1,200	

Expansion Budget Request from FY 2021 Adopted Budget (Cont'd)

EXPLANATION OF BUDGET CHANGES	CHANGE AMOUNT	CHANGE E/P
Equipment		
MACHINERY & EQUIPMENT:		
901041C-7031 Computer Equipment: Purchase new computer ($2,000) and equipment for testing and evaluating ($5,000); Replacement equipment for unanticipated equipment failure ($5,000).	$12,000	
901400C-7031 Computer Equipment: Purchase computer equipment for Makawao Council Member.	$3,000	
901402C-7031 Computer Equipment: Purchase computer equipment for Wailuku Council Member.	$2,500	
901403C-7031 Computer Equipment: Purchase computer equipment for Kahului Council Member.	$2,110	
901404C-7031 Computer Equipment: Purchase computer equipment for Lanai Council Member.	$1,000	
901406C-7031 Computer Equipment: Purchase computer equipment for East Maui Council Member.	$8,406	
901407C-7031 Computer Equipment: Purchase computer equipment for West Maui Council Member.	$5,000	
901408C-7031 Computer Equipment: Purchase computer equipment for South Maui Council Member.	$1,406	
TOTAL EXPANSION BUDGET	**$660,681**	**N/A**

County Auditor Program

Program Description

Pursuant to Section 3-9 of the Charter, it is declared to be the policy of the County to promote economic efficiency and improved service in the transaction of public business, in the legislative and executive branches of the County by:

1. Limiting expenditures to the lowest amount consistent with the efficient performance of essential services, activities, and functions;
2. Eliminating duplication and overlapping of services, activities, and functions;
3. Consolidating services, activities, and functions of a similar nature; and
4. Abolishing services, activities, and functions not necessary to the efficient conduct of government.

Pursuant to Section 3-9.3 of the Charter, the Cost of Government Commission shall be advisory to the County Auditor.

Population Served

The OCA serves the citizens of the county by promoting economic efficiency and improved service in the transaction of public business in the legislative and executive branches.

Services Provided

1. The County Auditor shall have the duty and power to conduct or cause to be conducted:
   a) The independent annual financial audit of the county, as authorized by Section 9-13 of the Charter;
   b) Other program, financial, or performance audits or evaluations regarding county organizations, operations, and regulations; and
   c) Performance or financial audits of the funds, programs or activities of any agency or function of the county as the County Auditor deems warranted provided that before each fiscal year, the auditor shall transmit a plan of audits proposed to be conducted during the fiscal year to the Mayor and the Council for review and comment, but not approval.
2. Audit findings and recommendations shall be set forth in written reports of the County Auditor, a copy of which shall be transmitted to the Mayor and to the Council. Such copy shall be public records, except as provided by law.
3. For the purposes of carrying out any audit, the County Auditor shall have full, free, and unrestricted access to any county officer or employee; shall be authorized to examine and inspect any record of any agency or operation of the county; to administer oaths and subpoena witnesses; and compel the production of records pertinent thereto. If any person subpoenaed as a witness or compelled to produce records shall fail or refuse to respond thereto, the proper court, upon request of the County Auditor, shall have the power to compel obedience to any process of the County Auditor and to punish, as contempt of the court, any refusal to comply therewith without good cause. Notwithstanding Section 3-6.6 of the Charter, the County Auditor may, without Council approval, retain special counsel to represent the County Auditor in implementing these powers.
4. The County Auditor shall submit its budget to the Council, and its budget shall include the Cost of Government Commission's budget subject to Article 9, Section 9-2.1 of the Charter.

County Auditor Program

Key Activity Goals & Measures

GOALS/ OBJECTIVES	SUCCESS MEASUREMENTS	FY 2020 ACTUAL	FY 2021 ESTIMATE	FY 2022 ESTIMATE
Goal #1: To perform the duties of the Office of the County Auditor as required by the Charter in an effective, efficient, and legally proper manner.				
1. Procure and oversee Charter-mandated independent financial audits of the county	# of financial audits completed	4	3	3
2. Transmit a plan of audits to be conducted during the next fiscal year to the Mayor and Council	# of plans transmitted	1	1	1
3. Conduct self-initiated program, financial, or performance audits or evaluations	# of audits or evaluations initiated	0	2	2
4. Conduct follow-ups	# of follow-ups performed on recommendations made in previous OCA or audit contractor reports	1	2	1
Goal #2: Attract, retain, and develop capable and motivated employees.				
1. Develop, improve, and maintain professional skills of all employees	Average # of continuing professional education credits hours earned by each auditor[1]	49	40	40
	# of hours employees spend on improving skills and expertise that are necessary for operations	31	20	20
	# of professional organizations to which employees are affiliated	9	9	9

[1] The term "auditor" as defined by paragraph 1.07(a), Government Auditing Standards (2011).

County Auditor Program

Program Budget Summary by Fiscal Year – General Fund

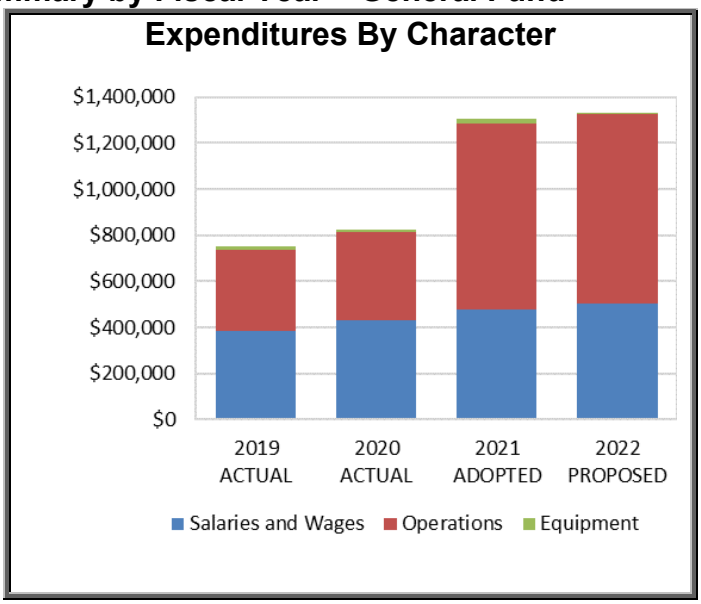

Expenditures Summary by Character & Object – General Fund

CHARACTER/ OBJECT DESCRIPTION	2019 ACTUAL	2020 ACTUAL	2021 ADOPTED	2022 PROPOSED	CHANGE AMOUNT	CHANGE PERCENT
Salaries and Wages						
OTHER PREMIUM PAY	$0	$0	$20,245	$18,000	-$2,245	-11.1%
WAGES & SALARIES	$382,845	$430,832	$456,515	$483,183	$26,668	5.8%
Salaries and Wages Total	**$382,845**	**$430,832**	**$476,760**	**$501,183**	**$24,423**	**5.1%**
Operations						
MATERIALS & SUPPLIES	$6,721	$3,767	$7,000	$7,000	$0	N/A
OTHER COSTS	$86,543	$84,070	$142,000	$163,000	$21,000	14.8%
SERVICES	$255,297	$278,549	$652,600	$647,600	-$5,000	-0.8%
TRAVEL	$2,782	$10,151	$0	$0	$0	N/A
UTILITIES	$4,177	$3,921	$5,318	$5,318	$0	N/A
Operations Total	**$355,520**	**$380,458**	**$806,918**	**$822,918**	**$16,000**	**2.0%**
Equipment						
LEASE PURCHASES	$2,329	$1,821	$4,000	$4,000	$0	N/A
MACHINERY & EQUIPMENT	$12,902	$9,509	$15,000	$0	-$15,000	-100.0%
Equipment Total	**$15,231**	**$11,331**	**$19,000**	**$4,000**	**-$15,000**	**-78.9%**
Program Total	**$753,596**	**$822,621**	**$1,302,678**	**$1,328,101**	**$25,423**	**2.0%**

County Auditor Program

Equivalent Personnel Summary by Position Title[2] - General Fund

POSITION TITLE	FY 2022 PROPOSED
Administrative Officer	1 position
Analyst	2 positions
County Auditor	1 position
Senior Analyst	1 position

Continuation Budget Changes (+/- $10,000) from FY 2021 Adopted Budget

EXPLANATION OF BUDGET CHANGES	CHANGE AMOUNT	CHANGE E/P
Salaries and Wages		
901013A-5101 Regular Wages: FY 2021 salary adjustment.	$26,668	N/A
Operations		
None.	$0	N/A
Equipment		
901013C-7031 Computer Equipment: Deletion of one-time appropriation for FY 2021 computer equipment.	-$15,000	

Expansion Budget Request from FY 2021 Adopted Budget

EXPLANATION OF BUDGET CHANGES	CHANGE AMOUNT	CHANGE E/P
Salaries and Wages		
None.	$0	N/A
Operations		
SERVICES:		
901015B-6246 Board Costs: Commission requesting $10,000 for Technical Writer increase and $10,000 for posting of Corporation Counsel's cases to the County's website.	$20,000	
Equipment		
MACHINERY & EQUIPMENT:		
None.	$0	
TOTAL EXPANSION BUDGET	**$20,000**	**N/A**

[2] The Office of the County Auditor does not report equivalent personnel. The position titles listed on this table are for informational purposes only. Disbursement for salaries and premium pay is not restricted by Section 5 of the General Budget Provisions.

This page has been intentionally left blank.

Maui County Emergency Management Agency

Mayor's Proposed Budget
FY 2022

This page has been intentionally left blank.

Department Summary

Mission

Utilizing emergency management principles, we protect all persons within the County of Maui to achieve whole community resiliency.

Countywide Outcome(s)

The Maui County Emergency Management Agency supports the following countywide outcome(s):

- An Affordable, Healthy, and Thriving Community
- An Environmentally Responsible and Sustainable Community
- Well-planned Public Infrastructure
- A Prepared, Safe, and Livable County

Organization Chart

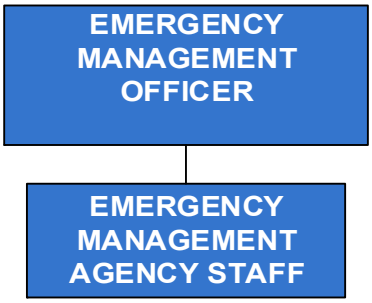

Strategies

The Maui County Emergency Management Agency ("MEMA") staff promotes readiness through training aimed at familiarization with Emergency Management ("EM") concepts and testing our capabilities through exercises, including:

- Training opportunities to staff, Emergency Operation Center ("EOC") partners, and Non-Government Organizations ("NGO");
- Overseeing the training and exercise program to validate and update standard operating guidelines, plans, and procedures;
- Strengthening the EOCs functionality and efficiency in managing emergencies through situational awareness leading to a common operating picture for all agencies involved; and
- Fostering community resiliency through public engagements and assists in coordinating recovery efforts after an emergency.

Operations

MEMA is the local coordinating agency for administering and operating various local, State, and Federal emergency management programs for the County. This includes planning, preparing, and coordinating emergency management operations in meeting disaster situations and coordinating post-disaster recovery operations. To accomplish this, MEMA will:

- Develop a well-trained and responsive staff;
- Enhance the County's capabilities and response capacity for All-Hazards;
- Utilize a Whole Community Approach to engage individuals and the private sector in emergency planning and preparedness;
- Identify and implement the use of appropriate technology during all phases of emergency management; and

Operations (Cont'd)

- Enhance community resilience through the implementation of a coordinated and sustainable mitigation program.

External Factors Description

In March 2020, the County of Maui was faced with the news of the coronavirus and began to prepare for the upcoming challenges of what we now know as the COVID-19 pandemic. Although MEMA prepared itself as an All-Hazards Agency, this pandemic event stretched the resources and capabilities of this Agency and the County of Maui. The County's response was in alignment with the County of Maui's pandemic plan which designated the State of Hawaii Department of Health as the lead agency and MEMA as a supporting and coordinating element. MEMA's response to this pandemic hampered the daily operations of the Agency.

The EOC relies heavily on the participation of our partners from the County, State and Federal governments and non-governmental organizations. COVID-19 limited meetings in the EOC with all of our partners due to physical distancing requirements. Although we utilized video conferencing capabilities to conduct meetings with our EOC partners, this format is not the most optimal to foster collaboration.

Training remains an essential component in ensuring the readiness of our Agency in confronting emergencies. The Mayor and Maui County Council approved the creation of a position to assist in coordinating trainings for our departments and partners. This Agency will continue to provide training opportunities to fire, police, and County of Maui employees on the incident management system and on various topics relating to emergencies.

The County of Maui continues to receive grants from the Department of Homeland Security (DHS). MEMA administers the DHS and provides grant opportunities to various agencies including the Maui Fire Department and Maui Police Department. MEMA also administers the Emergency Management Performance Grant ("EMPG") which is used to fund a variety of activities including training expenses for individuals from various partner agencies.

MEMA supports the "whole community approach" and "community resilience" which serve to empower communities to prepare for emergencies. The strengthening and resiliency of the local community to handle both natural and man-made disasters starts at the individual level, continues through to the family, and then to the larger community.

Limited infrastructure suitable for evacuation during various events continues to pose a challenge to the mission of the Agency. This, coupled with an increasing population, will strain the ability of the County to sustain long-term support for persons displaced from their homes during a large-scale event. As more residents relocate to Maui, the collective knowledge of local hazards, as well as local civil defense and emergency management programs, become diluted and creates an increasing challenge.

Department Summary

Department Budget Summary by Fund

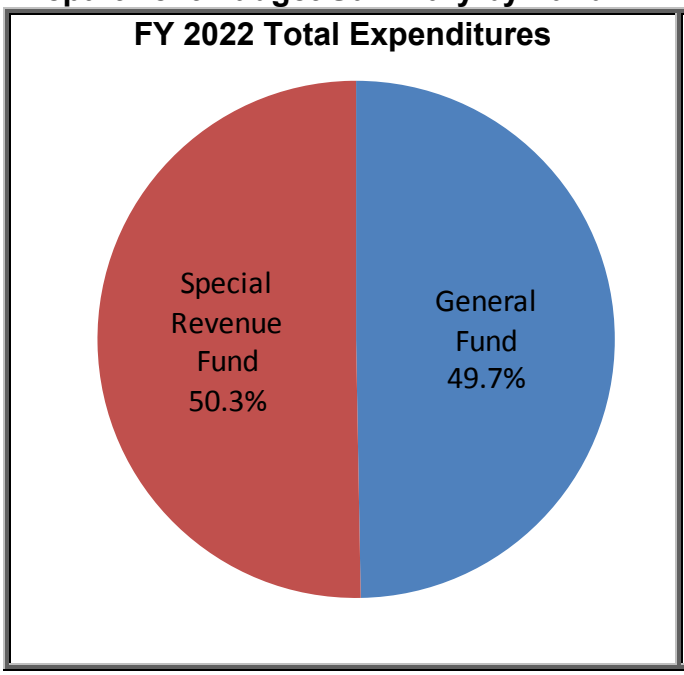

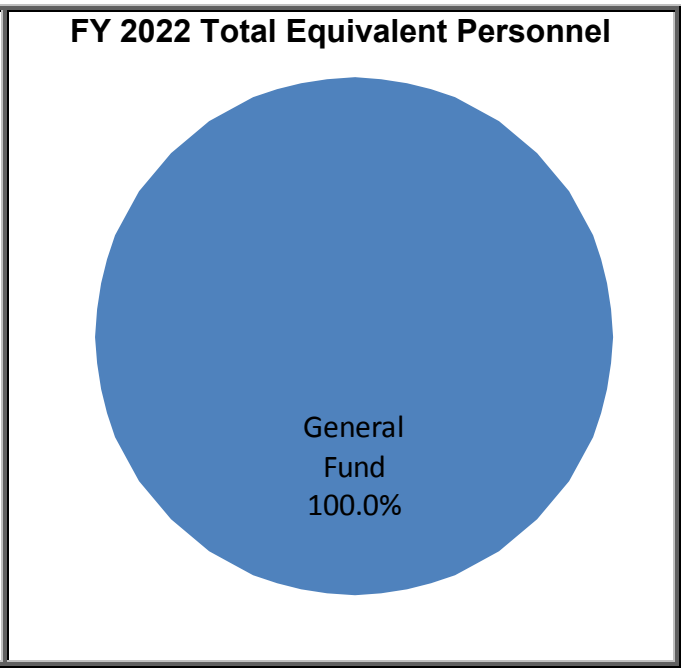

Department Budget Summary by Fiscal Year

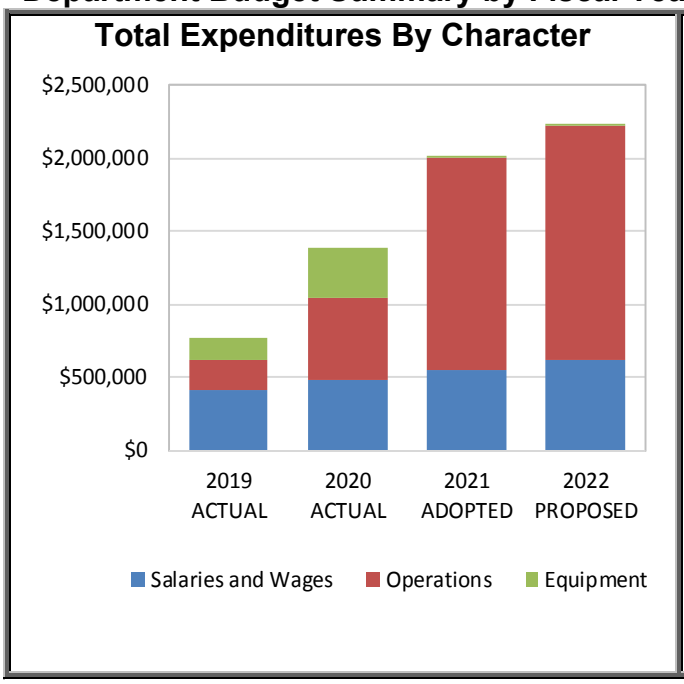

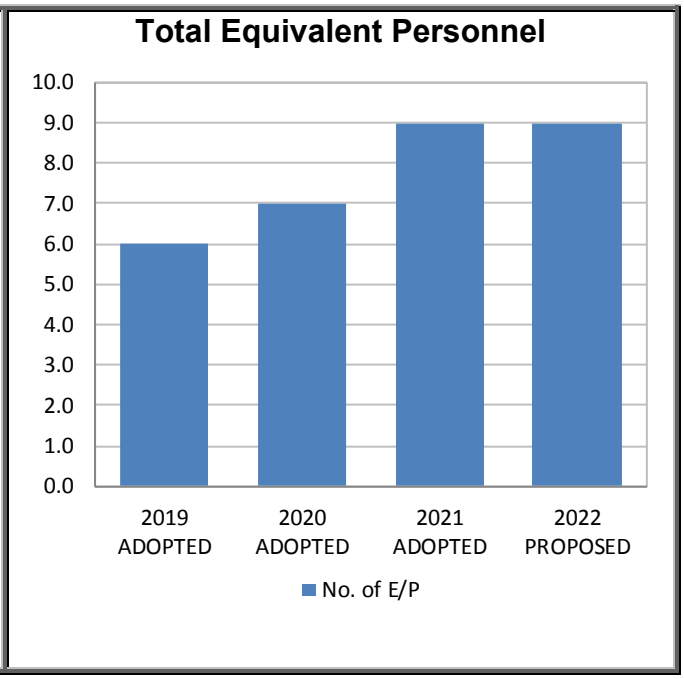

Department Summary

Expenditures Summary by Character & Object

CHARACTER/ OBJECT DESCRIPTION	2019 ACTUAL	2020 ACTUAL	2021 ADOPTED	2022 PROPOSED	CHANGE AMOUNT	CHANGE PERCENT
Salaries and Wages						
OTHER PREMIUM PAY	$54,624	$59,368	$54,728	$64,285	$9,557	17.5%
WAGES & SALARIES	$351,533	$417,010	$495,744	$552,720	$56,976	11.5%
Salaries and Wages Total	**$406,158**	**$476,377**	**$550,472**	**$617,005**	**$66,533**	**12.1%**
Operations						
MATERIALS & SUPPLIES	$28,841	$14,048	$18,200	$18,200	$0	N/A
OTHER COSTS	$57,308	$61,174	$114,478	$64,478	-$50,000	-43.7%
SERVICES	$58,884	$429,548	$126,000	$326,000	$200,000	158.7%
SPECIAL PROJECTS	$0	$0	$1,125,000	$1,125,000	$0	N/A
TRAVEL	$26,000	$15,611	$17,380	$17,380	$0	N/A
UTILITIES	$41,963	$47,290	$46,597	$49,168	$2,571	5.5%
Operations Total	**$212,996**	**$567,671**	**$1,447,655**	**$1,600,226**	**$152,571**	**10.5%**
Equipment						
MACHINERY & EQUIPMENT	$151,426	$339,255	$9,000	$20,200	$11,200	124.4%
Equipment Total	**$151,426**	**$339,255**	**$9,000**	**$20,200**	**$11,200**	**124.4%**
Department Total	**$770,580**	**$1,383,303**	**$2,007,127**	**$2,237,431**	**$230,304**	**11.5%**

Equivalent Personnel Summary by Program

	2019 ADOPTED	2020 ADOPTED	2021 ADOPTED	2022 PROPOSED	CHANGE AMOUNT	CHANGE PERCENT
Emergency Management Program	6.0	7.0	9.0	9.0	0.0	0.0%
Department Total	**6.0**	**7.0**	**9.0**	**9.0**	**0.0**	**0.0%**

Emergency Management Program

Program Description

The Emergency Management Program administers and operates various local, State, and Federal emergency management programs. This includes prevention, planning, mitigation, preparedness, and coordinating emergency management response and recovery operations in disaster situations.

Countywide Outcome(s)

The Emergency Management Program supports the following countywide outcome(s):

- An Affordable, Healthy, and Thriving Community
- An Environmentally Responsible and Sustainable Community
- Well-planned Public Infrastructure
- A Prepared, Safe, and Livable County

Population Served

The Emergency Management Program serves all county employees, residents, and visitors.

Services Provided

The Emergency Management Program provides emergency management services.

Key Activity Goals & Measures

GOALS/OBJECTIVES	SUCCESS MEASUREMENTS	FY 2020 ACTUAL	FY 2021 ESTIMATE	FY 2022 ESTIMATE
Goal #1: Ensure professional growth and well-being of our staff.				
1. Administrator engagement with staff to provide performance feedback	Number of 1-on-1 weekly meetings with administrator and employees	N/A	250	416
	Percentage of employees with completed performance evaluations annually	100%	100%	100%
2. Provide professional development opportunities	Number of times employees participate in professional development opportunities	N/A	12	12

Key Activity Goals & Measures (Cont'd)

GOALS/OBJECTIVES	SUCCESS MEASUREMENTS	FY 2020 ACTUAL	FY 2021 ESTIMATE	FY 2022 ESTIMATE
Goal #2: Development of countywide emergency response capabilities to provide for the effective use of resources and personnel, the restoration of county services, and the greatest possible reimbursement through federal assistance.				
1. Increase the capabilities of the EOC with the goal of developing branch specific plans, training, and operational guidelines to accommodate more coordinated response during activations	Maintain federal compliance by conducting 1 quarterly HSEEP compliant exercise	3	4	4
	Number of persons attending training annually	N/A	200	200
	Number of trainings offered related to EOC or field response or recovery	3	15	15
	Number of trainings offered directly related to Maui County Plans or procedure	16	5	5
2. Engage remote locations in emergency management through coordination meetings	Number of meetings conducted with Molokai, Lanai, and/or Hana	2	9	9
Goal #3: To improve coordination and collaboration with the network of community groups with a focus on recovery.				
1. Conduct meetings with community groups to discuss plans and capabilities for recovery following emergency situations, including identifying key gathering places and the availability of, or need for, resources and skills	Number of meetings conducted with community groups annually	4	10	10
	Number of Voluntary Organizations Active in Disaster (VOAD) meetings participated in annually	4	4	4
2. Increase the number of vendors partnered with MEMA	Number of vendors updated in the database	N/A	30	30
Goal # 4: Meet Federal compliance standards through the development and/or updating of Response, Recovery, and Mitigation Plans.				
1. Conduct plan development meetings with the focus of development of plans	Number of meetings conducted annually.	N/A	18	18
2. Obtain final approval of completed plans	Number of plans finalized annually	0	3	3

Emergency Management Program

Key Activity Goals & Measures (Cont'd)

GOALS/OBJECTIVES	SUCCESS MEASUREMENTS	FY 2020 ACTUAL	FY 2021 ESTIMATE	FY 2022 ESTIMATE
Goal # 4: Meet Federal compliance standards through the development and/or updating of Response, Recovery, and Mitigation Plans. (Cont'd)				
3. Identify and track mitigation opportunities to help strengthen, protect and upgrade current infrastructure from an all-hazards standpoint	Number of mitigation projects identified for implementation in support of the Maui County Hazard Mitigation Plan	5	5	5
Goal #5: Increase grant funding for Maui County and prioritize investment opportunities related to communications, training and mitigation.				
1. Identify and manage financial opportunities for the County related to emergency management	Number of grant proposals applied for through MEMA	2	4	4
	Number of grant proposals awarded	2	4	4
	Number of grant dollars received	$829,000	$1,000,000	$1,000,000
	Funding % change from last fiscal year of grant dollars received	N/A	10%	10%
	# of investments being funded	N/A	6	6
	% change from last fiscal year of number of investments funded	N/A	25%	25%
Goal # 6: Identify and implement the use of appropriate technology to assist in meeting MEMA's stated mission.				
1. Utilize identified technology that can establish and maintain communication with remote locations in Hana, Lanai, and Molokai	Quarterly exercises to test established means of communications	12	12	12
2. Maintain and test the automated EOC activation call-back system	Number of times partner contacts updated in Everbridge	N/A	4	4

Key Activity Goals & Measures (Cont'd)

GOALS/OBJECTIVES	SUCCESS MEASUREMENTS	FY 2020 ACTUAL	FY 2021 ESTIMATE	FY 2022 ESTIMATE
Goal # 6: Identify and implement the use of appropriate technology to assist in meeting MEMA's stated mission. (Cont'd)				
3. Assist in maintaining the State of Hawaii siren sounding system	Number of times MEMA staff successfully signed into the Commander One software and AlertSense quarterly	12	12	12
	Percentage of contacts that respond during monthly siren tests	95%	90%	90%
4. Continue to develop and improve systems that provide warning, awareness, and emergency communication	Number of Maka'ala subscribers added to the database	N/A	1000	1000
	Percent increase of subscribers of Maka'ala alerts	N/A	10%	10%
	Percent of erroneous messaging (number of messages sent vs. number of retractions or corrections)	N/A	2%	2%
Goal #7: Utilize a Whole Community Approach to engage individuals and the private sector in community preparedness & resilience through emergency planning.				
1. Conduct community outreach and facilitate community-based resiliency planning	Number of MEMA public information campaigns completed	N/A	4	4
	Number of times MEMA presents to the public	N/A	20	20
2. Develop social media campaigns	Number of preparedness messages posted by MEMA	N/A	25	25
	Number of emergency management related posts shared by MEMA	N/A	12	12
Goal #8: Increase the effectiveness of the CERT (Community Emergency Response Team) program.				
1. Develop/maintain an active volunteer leadership team	Quarterly leadership meetings	4	4	4
	Percent of Districts that have CERT volunteers in leadership positions	60%	60%	60%

Emergency Management Program

Key Activity Goals & Measures (Cont'd)

GOALS/OBJECTIVES	SUCCESS MEASUREMENTS	FY 2020 ACTUAL	FY 2021 ESTIMATE	FY 2022 ESTIMATE
Goal #8: Increase the effectiveness of the CERT (Community Emergency Response Team) program. (Cont'd)				
2. Develop/maintain active volunteer membership	Number of CERT Basic Trainings held annually	4	4	4
	Quarterly District volunteer meetings	16	16	16
	Number of active volunteers	N/A	N/A	N/A
	Number of emergency preparedness events attended by CERT Volunteers	6	6	6

Program Budget Summary by Fiscal Year – General Fund

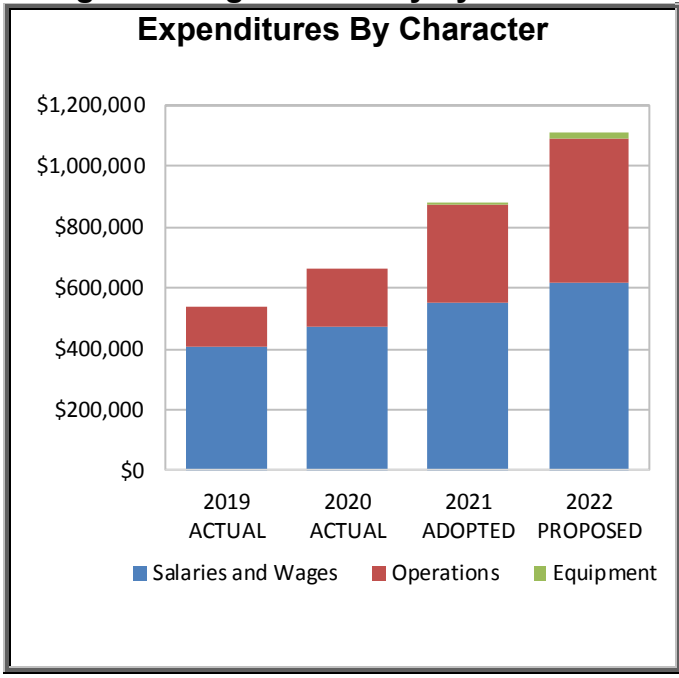

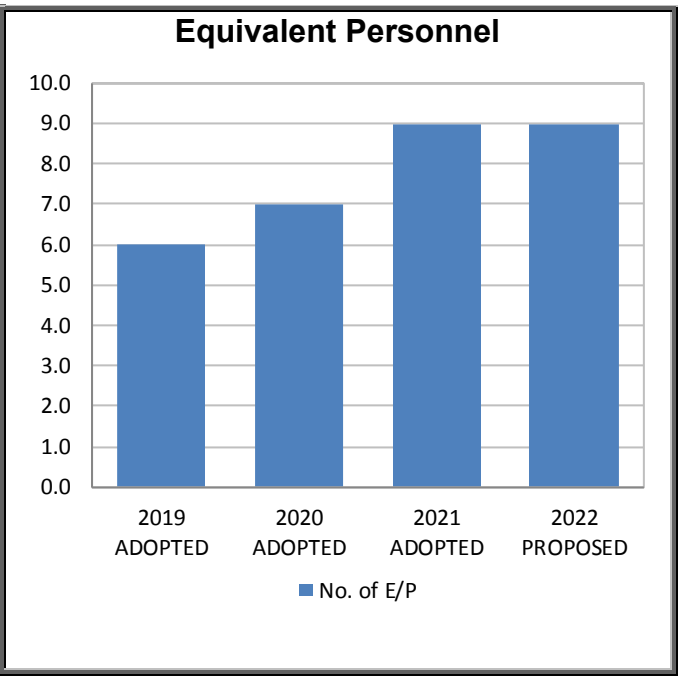

Emergency Management Program

Expenditures Summary by Character & Object – General Fund

CHARACTER/ OBJECT DESCRIPTION	2019 ACTUAL	2020 ACTUAL	2021 ADOPTED	2022 PROPOSED	CHANGE AMOUNT	CHANGE PERCENT
Salaries and Wages						
OTHER PREMIUM PAY	$54,624	$59,368	$54,728	$64,285	$9,557	17.5%
WAGES & SALARIES	$351,533	$417,010	$495,744	$552,720	$56,976	11.5%
Salaries and Wages Total	**$406,158**	**$476,377**	**$550,472**	**$617,005**	**$66,533**	**12.1%**
Operations						
MATERIALS & SUPPLIES	$5,781	$3,903	$18,200	$18,200	$0	N/A
OTHER COSTS	$36,976	$57,585	$114,478	$64,478	-$50,000	-43.7%
SERVICES	$18,776	$70,422	$126,000	$326,000	$200,000	158.7%
TRAVEL	$30,540	$8,681	$17,380	$17,380	$0	N/A
UTILITIES	$41,963	$47,290	$46,597	$49,168	$2,571	5.5%
Operations Total	**$134,036**	**$187,881**	**$322,655**	**$475,226**	**$152,571**	**47.3%**
Equipment						
MACHINERY & EQUIPMENT	$0	$0	$9,000	$20,200	$0	N/A
Equipment Total	**$0**	**$0**	**$9,000**	**$20,200**	**$11,200**	**124.4%**
Program Total	**$540,193**	**$664,258**	**$882,127**	**$1,112,431**	**$230,304**	**26.1%**

Equivalent Personnel Summary by Position Title – General Fund

POSITION TITLE	2019 ADOPTED	2020 ADOPTED	2021 ADOPTED	2022 PROPOSED	CHANGE AMOUNT	CHANGE PERCENT
CD Plans & Operations Officer	1.0	1.0	1.0	1.0	0.0	0.0%
CD Staff Specialist III	2.0	2.0	2.0	2.0	0.0	0.0%
CD Staff Specialist IV	1.0	1.0	2.0	2.0	0.0	0.0%
Civil Defense District Coordinator	0.0	0.0	0.0	0.0	0.0	0.0%
Emergency Management Officer	1.0	1.0	1.0	1.0	0.0	100.0%
Emergency Management Specialist I	0.0	1.0	1.0	1.0	0.0	0.0%
Secretary I	1.0	1.0	1.0	1.0	0.0	0.0%
CD Staff Specialist I	0.0	0.0	1.0	1.0	0.0	0.0%
Program Total	**6.0**	**7.0**	**9.0**	**9.0**	**0.0**	**0.0%**

Continuation Budget Changes (+/- $10,000) from FY 2021 Adopted Budget

EXPLANATION OF BUDGET CHANGES	CHANGE AMOUNT	CHANGE E/P
Salaries and Wages		
WAGES & SALARIES:		
912014A-5101 Regular Wages: Adjustment in salaries due to Bargaining Collective Agreement increase, position filled at a lower level, and increase CD Staff Specialist IV and CD Staff Specialist I to full year salary for expansion positions approved in FY 2021.	$56,976	
Operations		
SERVICES:		
912014B-6132 Professional Services: Deletion of one-time appropriation for consulting fees for plans development.	-$50,000	
OTHER COSTS:		
912064B-6317 County Grant Subsidy: Deletion of one line-item grant added by Council.	-$50,000	
Equipment		
None	$0	

Emergency Management Program

Expansion Budget Request from FY 2021 Adopted Budget

EXPLANATION OF BUDGET CHANGES	CHANGE AMOUNT	CHANGE E/P
Salaries and Wages		
WAGES & SALARIES:		
912014A-5215 Premium Pay: Increase due to additional EPs added in FY 2021.	$14,285	
Operations		
SERVICES:		
912014B-6132 Professional Services: Additional funding for consulting fees to update Emergency Management Plans including shelter, pandemic, and debris management.	$250,000	
OTHER COSTS:		
912014B-6152 Cellular Telephone: Increase due to additional EPs added in FY 2021.	$2,571	
Equipment		
MACHINERY & EQUIPMENT:		
912014C-7030 Communication Equipment: Replacement of one Ham Radio Equipment (Radio and Antenna) and ten 800 MHz radio batteries at $120 each.	$16,200	
912014C-7031 Computer Equipment: Replacement of five iPads/Tablets at $800 each.	$4,000	
TOTAL EXPANSION BUDGET	**$287,056**	**0.0**

County Grant Subsidy Detail

Name of Grantee/Program	FY 2019 Actual	FY 2020 Actual	FY 2021 Adopted	FY 2022 Proposed
American Red Cross	$25,000	$25,000	$50,000	$50,000
Hana Emergency Preparedness Team	$0	$0	$50,000	$0
TOTAL COUNTY GRANT SUBSIDY – CIVIL DEFENSE PROGRAM	**$25,000**	**$50,000**	**$100,000**	**$50,000**

County Grant Subsidy Program Description

American Red Cross

Establish a strong network of trained volunteers and partners to ensure communities are prepared for disasters and to provide mass care, shelter, feeding, health, and mental health services to those affected by disaster.

Emergency Management Program

Program Budget Summary by Fiscal Year – Grant Revenue Fund

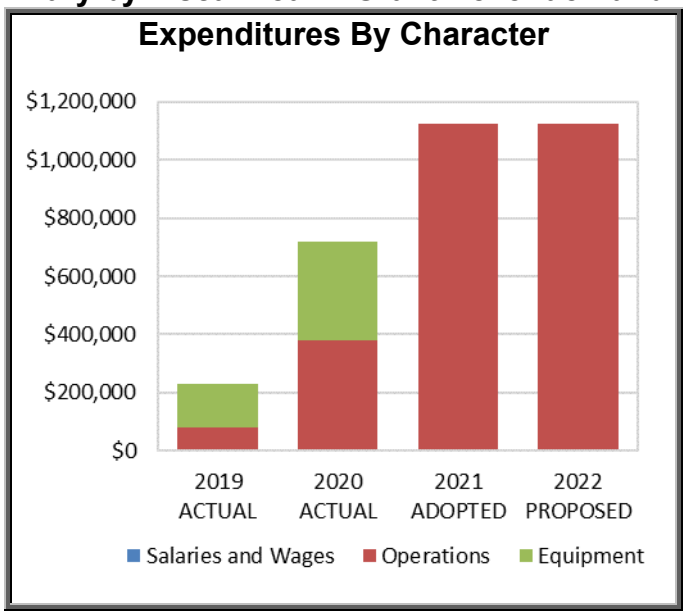

Expenditures Summary by Character & Object – Grant Revenue Fund

CHARACTER/ OBJECT DESCRIPTION	2019 ACTUAL	2020 ACTUAL	2021 ADOPTED	2022 PROPOSED	CHANGE AMOUNT	CHANGE PERCENT
Salaries and Wages						
OTHER PREMIUM PAY	$0	$0	$0	$0	$0	N/A
WAGES & SALARIES	$0	$0	$0	$0	$0	N/A
Salaries and Wages Total	**$0**	**$0**	**$0**	**$0**	**$0**	**N/A**
Operations						
MATERIALS & SUPPLIES	$23,060	$10,145	$0	$0	$0	N/A
OTHER COSTS	$20,333	$3,589	$0	$0	$0	N/A
SERVICES	$40,108	$359,127	$0	$0	$0	N/A
SPECIAL PROJECTS	$0	$0	$1,125,000	$1,125,000	$0	N/A
TRAVEL	-$4,541	$6,929	$0	$0	$0	N/A
Operations Total	**$78,961**	**$379,790**	**$1,125,000**	**$1,125,000**	**$0**	**N/A**
Equipment						
MACHINERY & EQUIPMENT	$151,426	$339,255		$0	$0	N/A
Equipment Total	**$151,426**	**$339,255**	**$0**	**$0**	**$0**	**N/A**
Program Total	**$230,387**	**$719,045**	**$1,125,000**	**$1,125,000**	**$0**	**N/A**

Equivalent Personnel Summary by Position Title – Grant Revenue Fund

The Emergency Management Program does not have equivalent personnel funded through the Grant Revenue Fund.

Emergency Management Program

Summary by Grant Award

Grant Award Name	New grant	Required County match? Yes/No and Match $ or %	FY 2019 Adopted	FY 2020 Adopted	FY 2021 Adopted	FY 2022 Proposed
Emergency Management Performance Grant (EMPG)	No	Yes/50%	$100,000	$100,000	$125,000	$125,000
State Homeland Security Grant (SHSG) Program	No	No	$500,000	$500,000	$1,000,000	$1,000,000
TOTAL			**$600,000**	**$600,000**	**$1,125,000**	**$1,125,000**

Grant Award Description

Emergency Management Performance Grant Program

Emergency Management Performance Grant Program is a Federal Emergency Management Agency ("FEMA") grant to sustain and enhance All-Hazards emergency management capabilities at the State and local government level.

State Homeland Security Grant Program

The Homeland Security Grant Program (HSGP) provides a primary funding mechanism for building and sustaining national preparedness capabilities. The County of Maui receives funds from two of the five interconnected grant programs that comprise the HSGP: State Homeland Security Program and the Citizen Corps Program.

This page has been intentionally left blank.

Environmental Management

Mayor's Proposed Budget
FY 2022

This page has been intentionally left blank.

Department Summary

Mission

The Department of Environmental Management ("DEM") directs and oversees three operating divisions: Environmental Protection and Sustainability; Solid Waste Management; and Wastewater Reclamation. These divisions provide direct service to the public and also protect the environment. DEM's mission is to ensure public health and safety, and environmental sustainability. This is accomplished by providing support and guidance to our divisions to continue effective, efficient, and compliant operations.

Countywide Outcome(s)

The DEM supports the following countywide outcome(s):

- An Affordable, Healthy, and Thriving Community
- An Environmentally Responsible and Sustainable Community
- Well-planned Public Infrastructure
- A Prepared, Safe, and Livable County

Organization Chart

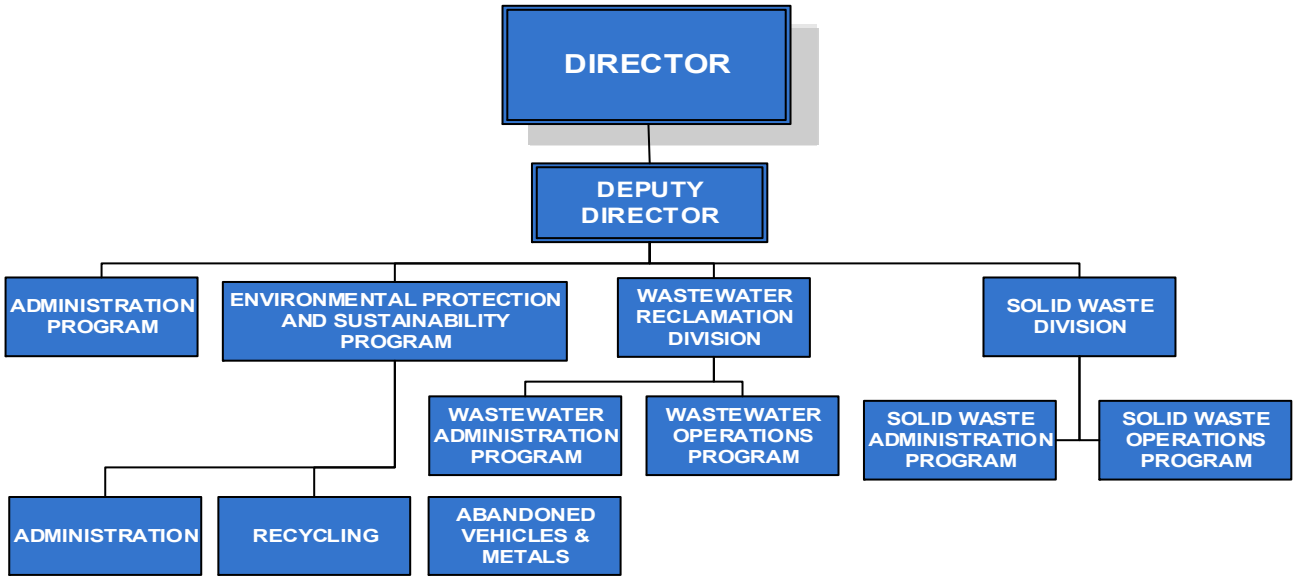

Strategies

- Plan and implement the necessary infrastructure investments to support a healthy and sustainable community.
- Review and modify procedures to deliver services to the public that meet the expectations and demands of a livable community.

Operations

The Administration Program meets with the Department's divisions to plan and implement their capital improvement program, discuss daily activities, assures compliance, and handle personnel matters.

The Mission Statement of the Solid Waste ("SW") Division is "To Provide Public Health, Safety and Environmental Protection of Maui County's Air, Land, and Water through Effective and Sustainable Solid

Operations (Cont'd)
Waste Management Practices, Resources, and Dedicated Team". The SW Division is responsible for the overall management and support of the Residential Refuse Collection and Landfill Operations sections. In addition, the Administration section of this Program manages capital improvement projects, operations engineering, regulatory compliance support, permit review processing, all fiscal activities, billing and collection of residential and commercial refuse accounts, and the Division's safety and training objectives.

The Environmental Protection and Sustainability ("EP&S") Division manages programs that guide efforts to optimize opportunities for environmental initiatives, natural resource protection, sustainability, conservation, and restoration. Existing programs include waste reduction and diversion of waste that would otherwise be landfilled including general recyclables, scrap metals, electronics, household hazardous waste, and abandoned vehicles, as well as litter control and other waste reduction programs. Program expansions include an environmental grant program, sustainability education, and partnerships with environmental agencies and organizations. EP&S also administers the abandoned and derelict vehicle program.

The Wastewater Reclamation ("WWR") Division operates and maintains the County's wastewater and recycled water assets. This includes five (5) treatment facilities, 42 pump stations, over 265 miles of gravity and force main pipelines, and two (2) recycled water distribution networks consisting of two (2) tanks and over nine (9) miles of pipeline. These systems process over 14 million gallons a day of wastewater and distributes over four (4) million gallons a day of recycled water. The Construction Section handles all capital improvement design and construction projects. The Pretreatment Program issues wastewater hauler and discharge permits, monitors and enforces discharges into the system by requiring grease interceptors for restaurants and food services and other devices for industrial users. The Planning and Permitting section reviews construction plans, building and other permit applications, certificate of occupancy requests, monitors system capacities, performs construction inspection and maintains a GIS asset database. The recycled water section performs design and construction functions, reviews, inspects, and issues user permits; provides public education; and supports our reuse customers.

External Factors Description
The SW and WWR Divisions are heavily regulated by both State and Federal agencies. State and Federal agencies' rules and regulations dictate how the Divisions operate their facilities. The Department continues to work with those agencies to weigh the impacts of these rules and regulations on the operational costs.

Public perception impacts the Divisions' ability to operate facilities. Despite being in compliance with all applicable requirements, negative assumptions often are made as to the manner in which facilities are being operated. This forces the Divisions to operate their facilities above and beyond applicable requirements to combat any negative perception.

The COVID-19 pandemic left indelible marks on the Department's divisions. Since March 2020, the SW Division continues to have various impacts due to the COVID-19 pandemic. This includes: decreased user fee revenue due to less commercial tonnage brought to the landfill, more than 2,000 lost man-hours due to quarantining, and Family Cares Act from June 2020 – December 2020. We have also implemented additional required safety modifications and procedures to our baseyards, break rooms, schedules, and customer service windows to help reduce contact risks. We have made necessary Personal Protective Equipment (PPE) and sanitizing expenditures, increased public education for refuse billing online payment options, and fostered physical distancing and safety Division-wide.

External Factors Description (Cont'd)

To help address unplanned expenditures and lost revenue, we have reduced other expenditures and delayed purchases where possible. Our FY 2022 Operations Budget has maintained reductions made in FY 2021, with zero overall increases submitted. In addition, we have delayed several CIP projects in our FY 2022 CIP, with a 60% reduction from FY 2021.

For our EP&S Division, the COVID-19 pandemic affected operations and budgets in a number of ways. Budgets were affected by decreased revenues coupled with increased expenditures to provide for safety measures during collection events and recycling activities. Operations were affected by increased workloads, the need to update emergency/pandemic plans, development of new procedures for workflow and accountability, and delays and interruptions at all levels of operation. Staff and contractors have also experienced potential exposure due to daily direct interface with the public. While overall solid waste tonnages decreased, we witnessed a sharp increase in single-use plastic waste while preparing for implementation of Ordinance No. 5084, a ban on disposable plastic foodware.

For our WWR Division, vastly reduced tourism to the County (Kihei and Lahaina areas in particular) and related or ordered business closures, resulted in WWR facilities processing about 2.8 million gallons or 20% less wastewater per day than normal by summertime 2020. Lower flows also contributed to reduced sludge production for disposal at the landfill. Workspace modifications, meeting and working policies, availability of staff to assist the public and personal protection equipment requirements were all affected. Ultimately, all of these factors resulted in lower revenues while costs remained close to normal, fewer work hours for staff as many had to care for family members or were in quarantine, longer plan/permit review times and difficulty in filling open positions.

Department Budget Summary by Fund

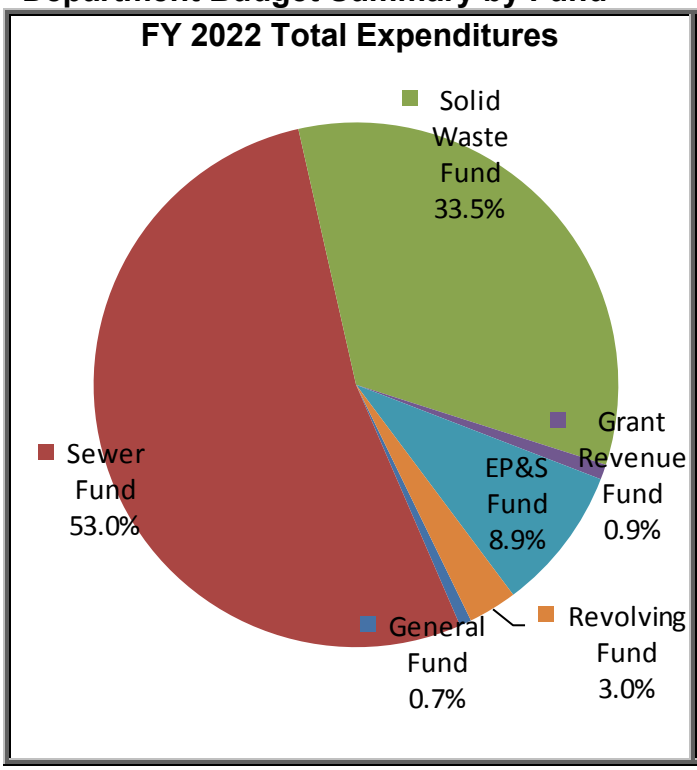

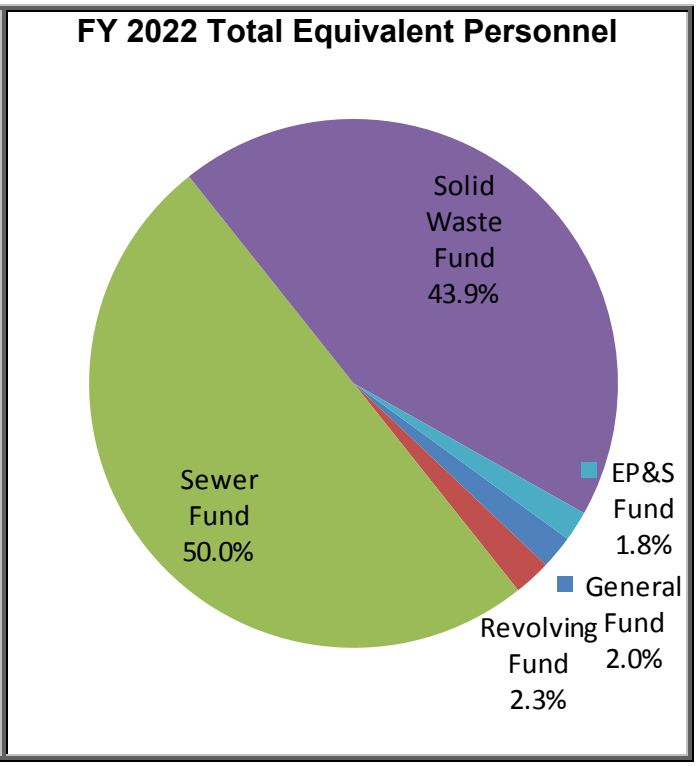

Department Summary

Department Budget Summary by Fiscal Year

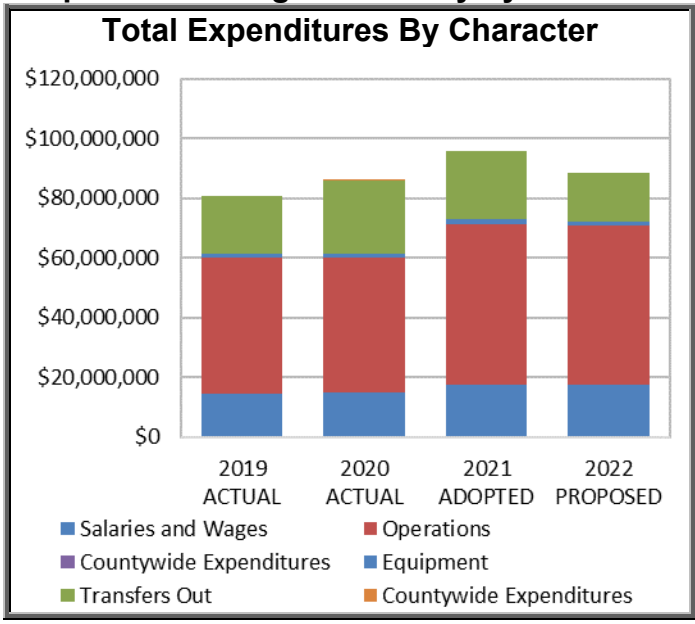

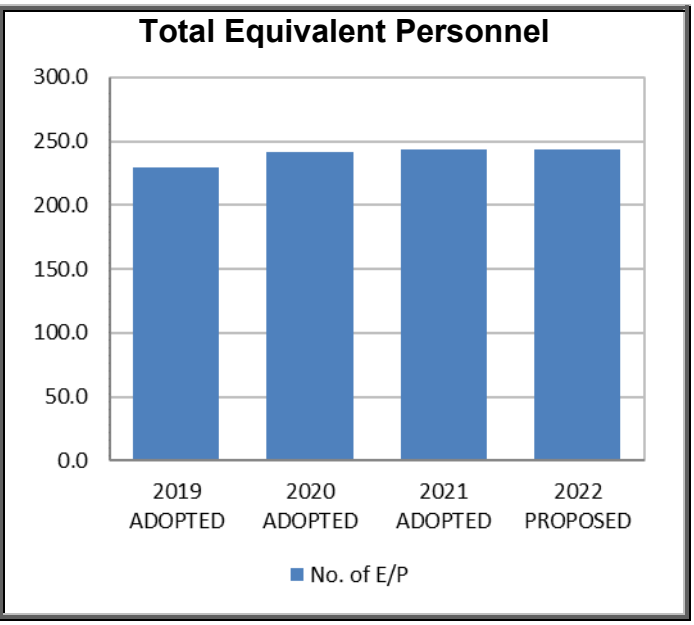

Expenditure Summary by Character & Object

CHARACTER/ OBJECT DESCRIPTION	2019 ACTUAL	2020 ACTUAL	2021 ADOPTED	2022 PROPOSED	CHANGE AMOUNT	CHANGE PERCENT
Salaries and Wages						
WAGES & SALARIES	$12,555,931	$13,018,298	$15,091,563	$15,635,561	$543,998	3.6%
OTHER PREMIUM PAY	$1,757,134	$1,817,526	$2,258,408	$1,720,831	-$537,577	-23.8%
Salaries and Wages Total	**$14,313,065**	**$14,835,824**	**$17,349,971**	**$17,356,392**	**$6,421**	**0.0%**
Operations						
MATERIALS & SUPPLIES	$4,600,074	$4,170,013	$7,361,854	$7,413,854	$52,000	0.7%
OTHER COSTS	$3,951,294	$4,148,154	$5,033,392	$4,973,392	-$60,000	-1.2%
SERVICES	$14,822,492	$13,985,960	$14,137,829	$13,195,829	-$942,000	-6.7%
SPECIAL PROJECTS		$160,000	$400,600	$400,600	$0	N/A
TRAVEL	$137,211	$99,144	$95,678	$95,678	$0	N/A
UTILITIES	$5,785,401	$5,471,235	$6,057,412	$6,057,412	$0	N/A
INTERFUND COST RECLASSIFICATION	$16,536,374	$17,285,722	$20,934,672	$21,336,866	$402,194	1.9%
Operations Total	**$45,832,847**	**$45,320,228**	**$54,021,437**	**$53,473,631**	**-$547,806**	**-1.0%**
Transfers Out						
GENERAL FUND	$13,706,373	$19,839,217	$15,436,824	$13,637,873	-$1,798,951	-11.7%
OTHER GOVERNMENTALS FUNDS	$5,329,998	$4,020,247	$3,800,000	$2,000,000	-$1,800,000	-47.4%
SPECIAL REVENUE FUNDS	$203,778	$757,145	$3,467,217	$967,217	-$2,500,000	-72.1%
Transfers Out Total	**$19,240,148**	**$24,616,609**	**$22,704,041**	**$16,605,090**	**-$6,098,951**	**-26.9%**
Countywide Expenditures						
OTHER COSTS	$0	$28,797	$0	$0	$0	N/A
Countywide Expenditures Total	**$0**	**$28,797**	**$0**	**$0**	**$0**	**N/A**
Equipment						
MACHINERY & EQUIPMENT	$1,167,622	$1,108,164	$1,671,600	$1,061,000	-$610,600	-36.5%
LEASE PURCHASES	$11,886	$24,392	$33,290	33,290	$0	N/A
Equipment Total	**$1,179,508**	**$1,132,556**	**$1,704,890**	**$1,094,290**	**-$610,600**	**-35.8%**
Department Total	**$80,565,568**	**$85,934,013**	**$95,780,339**	**$88,529,403**	**-$7,250,936**	**-7.6%**

Department Summary

Equivalent Personnel Summary by Program

PROGRAM	2019 ADOPTED	2020 ADOPTED	2021 ADOPTED	2022 PROPOSED	CHANGE AMOUNT	CHANGE PERCENT
Administration Program	5.0	5.0	5.0	5.0	0.0	0.0%
Environmental Protection & Sustainability Program	6.0	8.0	10.0	10.0	0.0	0.0%
Solid Waste Administration Program	13.0	13.0	14.0	14.00	0.0	0.0%
Solid Waste Operations Program	86.0	94.0	93.0	93.0	0.0	0.0%
Wastewater Administration Program	19.0	20.0	20.0	20.0	0.0	0.0%
Wastewater Operations Program	101.0	102.0	102.0	102.0	0.0	0.0%
Department Total	**230.0**	**242.0**	**244.0**	**244.0**	**0.0**	**0.0%**

Administration Program

Program Description

The Administration Program meets with the Department's three Divisions to plan and implement the Departments' capital improvement program, discuss daily activities, and personnel matters. Based on Section 8-15.3 of the County Charter, the budget includes the additional responsibilities of the Department to "guide efforts to optimize opportunities for environmental, natural resource protection, sustainability, conservation, and restoration." The three Divisions under the Department include:

The WWR Division operates and maintains the County's wastewater and recycled water systems across the three (3) islands. This includes seven (7) sewer service collection areas, five (5) treatment facilities, and two (2) recycled water distribution networks. The Division supports administration, environmental compliance, planning, engineering, construction, permit reviews, training, safety, and accounting/fiscal matters. The Division's 122 employees endeavor to run these systems in an economical and environmental conscious manner to provide service to more than 23,000 wastewater accounts, and nearly 50 recycled water customers.

The SWD supports administration, compliance, planning, engineering, fiscal matters, refuse collections, landfill operations, safety and training programs, 108 employees, capital improvement projects, and permit reviews. The Division operates four (4) County-owned landfills and, six (6) closed landfill; provides residential refuse collection to more than 26,800 accounts and 2,700 routes/year; manages 17 land use and environmental permits, conducts associated environmental monitoring, reporting, and related regulatory compliance countywide; landfills 208,100 tons/year; and currently processes 29,000 tons/year of construction and demolition (C&D) material.

The EP&S Division fulfills the 2012 Charter mandate that the Department "guide efforts to optimize opportunities for environmental, natural resource protection, sustainability, conservation, and restoration." Existing programs include waste reduction and diversion of waste that would otherwise be landfilled, including general recyclables, scrap metals, household hazardous waste, and abandoned vehicles, as well as litter control and other waste reduction programs.

Countywide Outcome(s)

The Administration Program supports the following countywide outcome(s):

- An Affordable, Healthy, and Thriving Community
- An Environmentally Responsible and Sustainable Community
- Well-planned Public Infrastructure
- A Prepared, Safe, and Livable County

Population Served

The Administration Program oversees the EP&S, WWR, and SW Divisions. The WWR Division serves sewer and water reuse customers in the County of Maui.

Services Provided

The Administration Program provides management services to the SW, WWR, and EP&S Divisions.

Administration Program

Key Activity Goals & Measures

GOALS/OBJECTIVES	SUCCESS MEASUREMENTS	FY 2020 ACTUAL	FY 2021 ESTIMATE	FY 2022 ESTIMATE
Goal #1: Provide effective management of Departmental projects and programs.				
1. Conduct meetings with Divisions to ensure mid- and long-term goals are progressing	# of meetings conducted per year	72	24	84
2. Initiate new programs to promote sustainability	# of programs initiated per year	2	4	2
3. Resolve outstanding regulatory issues	# of outstanding issues resolved per year	0	1	1
Goal #2: Provide effective Department fiscal management.				
1. Conduct meetings with Divisions to review and evaluate fiscal management of projects and programs annually	# of meetings conducted per year	72	24	84
2. Review current procedures and initiate new procedures to promote efficiency annually	# of new procedures initiated per year	2	2	4
Goal #3: Provide effective Department personnel management.				
1. Conduct meetings with Divisions to review and update personnel needs and actions annually	# of meetings conducted per year	72	24	84
2. Conduct meetings with Department Personnel Officer (DPO) to prioritize actions	# of meetings conducted per year to prioritize actions	76	28	88

Administration Program

Program Budget Summary by Fiscal Year – General Fund

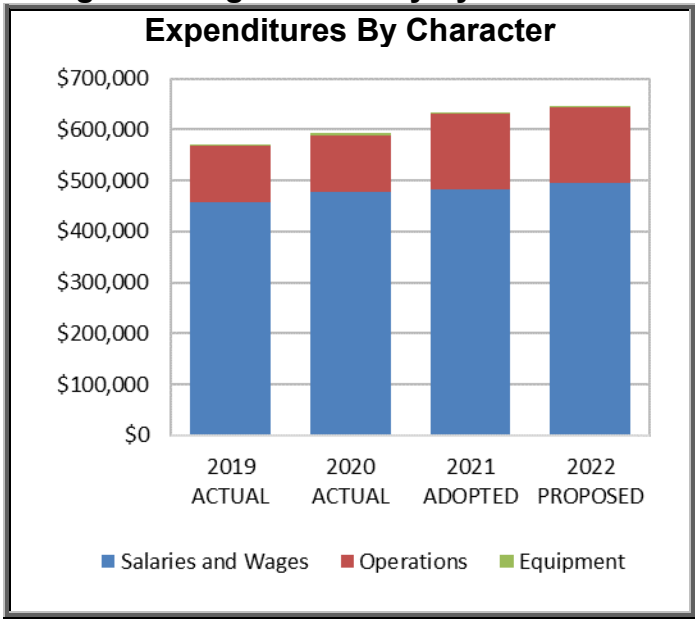

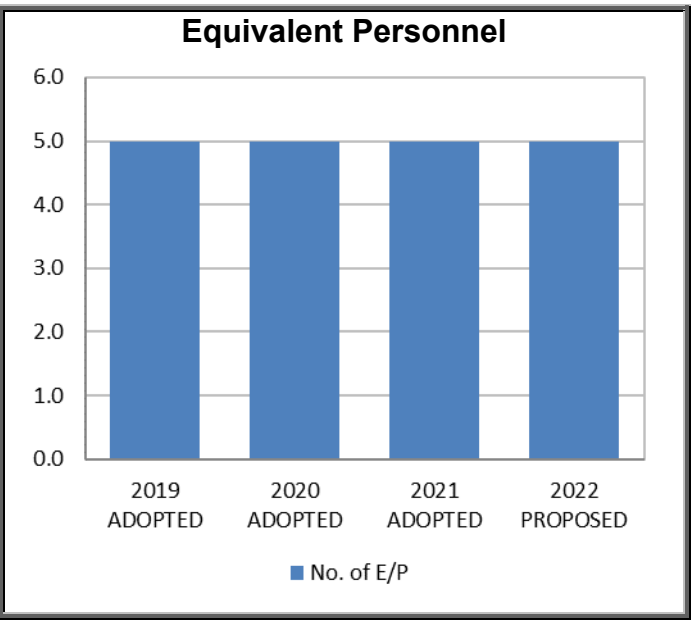

Expenditures Summary by Character & Object - General Fund

CHARACTER/ OBJECT DESCRIPTION	2019 ACTUAL	2020 ACTUAL	2021 ADOPTED	2022 PROPOSED	CHANGE AMOUNT	CHANGE PERCENT
Salaries and Wages						
WAGES & SALARIES	$452,777	$474,637	$480,715	$493,111	$12,396	2.6%
OTHER PREMIUM PAY	$3,576	$1,634	$2,500	$2,500	$0	N/A
Salaries and Wages Total	**$456,353**	**$476,272**	**$483,215**	**$495,611**	**$12,396**	**2.6%**
Operations						
MATERIALS & SUPPLIES	$2,575	$4,777	$3,650	$3,650	$0	N/A
OTHER COSTS	$87,369	$86,786	$108,750	$108,750	$0	N/A
SERVICES	$2,119	$3,893	$9,000	$9,000	$0	N/A
SPECIAL PROJECTS			$600	$600	$0	N/A
TRAVEL	$11,852	$10,925	$16,125	$16,125	$0	N/A
UTILITIES	$6,628	$6,704	$8,753	$8,753	$0	N/A
Operations Total	**$110,543**	**$113,084**	**$146,878**	**$146,878**	**$0**	**N/A**
Equipment						
MACHINERY & EQUIPMENT	$0	$0	$0	$0	$0	N/A
LEASE PURCHASES	$2,700	$2,700	$4,500	$4,500	$0	N/A
Equipment Total	**$2,700**	**$2,700**	**$4,500**	**$4,500**	**$0**	**N/A**
Program Total	**$569,596**	**$592,056**	**$634,593**	**$646,989**	**$12,396**	**2.0%**

Administration Program

Equivalent Personnel Summary by Position Title – General Fund

POSITION TITLE	2019 ADOPTED	2020 ADOPTED	2021 ADOPTED	2022 PROPOSED	CHANGE AMOUNT	CHANGE PERCENT
Administrative Officer	1.0	1.0	1.0	1.0	0.0	0.0%
Deputy Director	1.0	1.0	1.0	1.0	0.0	0.0%
Director	1.0	1.0	1.0	1.0	0.0	0.0%
Personnel Assistant II	1.0	1.0	1.0	1.0	0.0	0.0%
Private Secretary	1.0	1.0	1.0	1.0	0.0	0.0%
Program Total	**5.0**	**5.0**	**5.0**	**5.0**	**0.0**	**0.0%**

Continuation Budget Changes (+/- $10,000) from FY 2021 Adopted Budget

EXPLANATION OF BUDGET CHANGES	CHANGE AMOUNT	CHANGE E/P
Salaries and Wages		
WAGES & SALARIES:		
919000A-5101 Regular Wages: Adjustment in salaries due to the Collective Bargaining Agreement increase.	$12,396	0.0
Operations		
None	$0	
Equipment		
None	$0	

Expansion Budget Request from FY 2021 Adopted Budget

EXPLANATION OF BUDGET CHANGES	CHANGE AMOUNT	CHANGE E/P
Salaries and Wages		
None	$0	0.0
Operations		
None	$0	
Equipment		
None	$0	
TOTAL EXPANSION BUDGET	**$0**	**0.0**

Wastewater Administration Program

Program Description

The WWR Division is composed of two major organizational elements - Administration and Operations. These two elements work in unison with overlapping responsibilities but shared objectives. The Wastewater Administration is responsible for managing the overall objectives of the Division, expenditures and revenues, and administering the wastewater user charge system. It monitors compliance with County, State, and Federal regulations regarding treatment, quality, and discharges; provides permitting, monitoring, and enforcement support for regulated discharges from commercial and industrial users; issues food service, industrial user, and hauler discharge permits; and maintains the countywide database relating to these permits. The program also identifies, plans, and constructs wastewater and recycled water infrastructure to support community plans.

Countywide Outcome(s)

The Wastewater Administration Program ("Program") supports the following countywide outcome(s):

- An Affordable, Healthy, and Thriving Community
- An Environmentally Responsible and Sustainable Community
- Well-planned Public Infrastructure
- A Prepared, Safe, and Livable County

Population Served

The Program serves sewer and water reuse customers in the County of Maui. The Wastewater Reclamation Division serves sewer and water reuse customers in the County of Maui. There are over 45,000 residential units and 1,700 non-residential customers.

Services Provided

The Program provides: Wastewater reclamation services in Central, South, and West Maui; Kaunakakai, Molokai; and Lanai City; wastewater collection services in Haliimaile, Maui and Kualapuu, Molokai; and recycled water services in Central, South, and West Maui.

Key Activity Goals & Measures

GOALS/OBJECTIVES	SUCCESS MEASUREMENTS	FY 2020 ACTUAL	FY 2021 ESTIMATE	FY 2022 ESTIMATE
Goal #1: Provide effective Division management.				
1. Maintain efficient fiscal management	Total cost per 1,000 gallons collected, transported, treated, and disposed	$6.30	$5.78	$6.43
2. Maximize throughput efficiency	Power (in kWH) per 1,000 gallons treated	$3.91	$3.73	$4.04
3. Conduct timely pretreatment inspections	% of pretreatment inspections conducted on time	100%	100%	100%
4. Minimize adverse impacts to environment	# of grease-related spills	1	3	3
Goal #2: Sustain reliable wastewater infrastructure.				
1. Complete CIP projects within schedule	% of CIP design & construction projects on schedule	100%	100%	100%

Key Activity Goals & Measures (Cont'd)

GOALS/OBJECTIVES	SUCCESS MEASUREMENTS	FY 2020 ACTUAL	FY 2021 ESTIMATE	FY 2022 ESTIMATE
Goal #2: Sustain reliable wastewater infrastructure. (Cont'd)				
2. Develop needs assessment for infrastructure improvements to decrease the # of unplanned infrastructure replacement projects greater than $100,000	# of unplanned infrastructure replacement projects with a value greater than $100,000	0	0	0
3. Maintain public awareness by conducting public presentations annually	# of public presentations conducted	10	10	10
4. Minimize adverse impacts to wastewater system from non-County activities	# of public information requests	1,204	1,300	1,300
5. Monitor capacity to meet demands on existing facilities	# of planning and building permits denied due to lack of sewer capacity	0	0	0
6. Provide timely review of permit applications	% of permit applications reviewed within 45 days	91.4%	98%	98%

Program Budget Summary by Fiscal Year – Sewer Fund

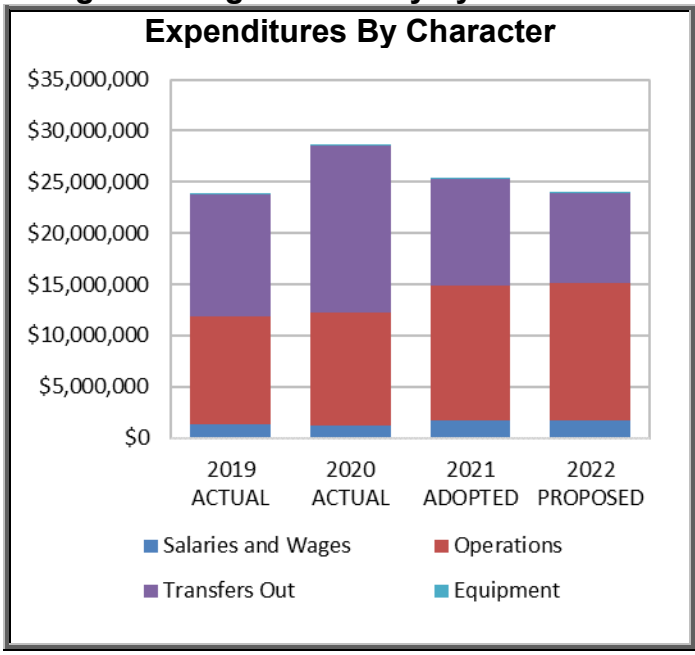

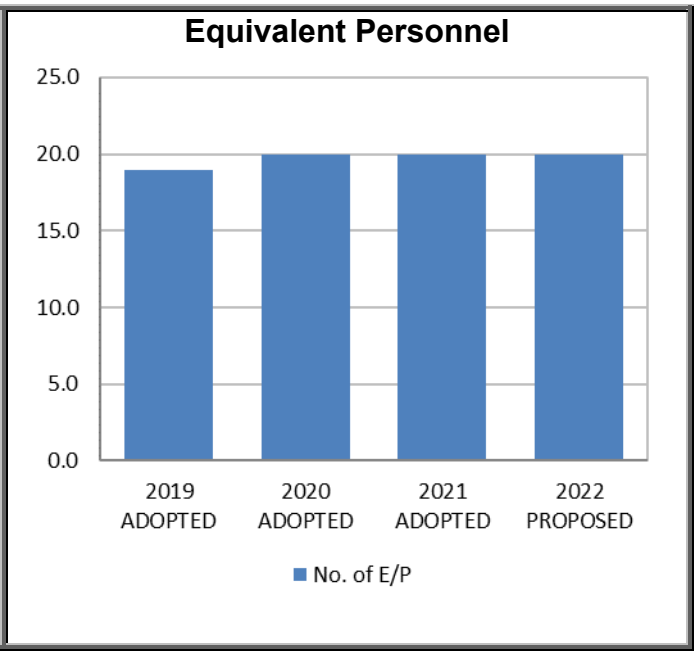

Wastewater Administration Program

Expenditures Summary by Character & Object – Sewer Fund

CHARACTER/ OBJECT DESCRIPTION	2019 ACTUAL	2020 ACTUAL	2021 ADOPTED	2022 PROPOSED	CHANGE AMOUNT	CHANGE PERCENT
Salaries and Wages						
OTHER PREMIUM PAY	$77,744	$75,398	$208,368	$95,560	-$112,808	-54.1%
WAGES & SALARIES	$1,291,778	$1,134,725	$1,501,908	$1,615,200	$113,292	7.5%
Salaries and Wages Total	**$1,369,523**	**$1,210,123**	**$1,710,276**	**$1,710,760**	**$484**	**0.0%**
Operations						
MATERIALS & SUPPLIES	$15,505	$18,349	$35,026	$35,026	$0	N/A
OTHER COSTS	$275,638	$267,645	$328,500	$328,500	$0	N/A
SERVICES	$716,714	$884,668	$916,169	$916,169	$0	N/A
TRAVEL	$19,685	$7,966	$12,112	$12,112	$0	N/A
UTILITIES	$11,789	$8,766	$12,500	$12,500	$0	N/A
INTERFUND COST RECLASS	$9,437,062	$9,833,761	$11,898,484	$12,125,525	$227,041	1.9%
Operations Total	**$10,476,393**	**$11,021,155**	**$13,202,791**	**$13,429,832**	**$227,041**	**1.7%**
Transfers Out						
GENERAL FUND	$9,174,453	$14,869,211	$10,327,316	$8,766,974	-$1,560,342	-15.1%
OTHER GOVERNMENTALS FUNDS	$2,787,458	$1,483,047		$0		
Transfers Out Total	**$11,961,911**	**$16,352,258**	**$10,327,316**	**$8,766,974**	**-$1,560,342**	**-15.1%**
Equipment						
LEASE PURCHASES	$2,342	$2,237	$6,000	$6,000	$0	N/A
MACHINERY & EQUIPMENT	$28,103	$65,674	$3,600	$0	-$3,600	-100.0%
Equipment Total	**$30,445**	**$67,911**	**$9,600**	**$6,000**	**-$3,600**	**-37.5%**
Program Total	**$23,838,272**	**$28,651,446**	**$25,249,983**	**$23,913,566**	**-$1,336,417**	**-5.3%**

**Note: Expenditures include fringe benefits, overhead, and debt service costs.

Equivalent Personnel Summary by Position Title – Sewer Fund

POSITION TITLE	2019 ADOPTED	2020 ADOPTED	2021 ADOPTED	2022 PROPOSED	CHANGE AMOUNT	CHANGE PERCENT
Accountant IV	1.0	1.0	1.0	1.0	0.0	0.0%
Civil Engineer III	1.0	2.0	2.0	2.0	0.0	0.0%
Civil Engineer IV	2.0	2.0	2.0	2.0	0.0	0.0%
Civil Engineer V	2.0	2.0	2.0	2.0	0.0	0.0%
Civil Engineer VI	2.0	2.0	2.0	2.0	0.0	0.0%
Construction Inspector II	1.0	1.0	1.0	1.0	0.0	0.0%
GIS Analyst III	1.0	1.0	1.0	1.0	0.0	0.0%
GIS Tech I	1.0	1.0	1.0	1.0	0.0	0.0%
Land Use Permit Clerk	1.0	1.0	1.0	1.0	0.0	0.0%
Mechanical Engineer IV	2.0	2.0	2.0	2.0	0.0	0.0%
Secretary II	1.0	1.0	1.0	1.0	0.0	0.0%
Supervising Environmental Technician	1.0	1.0	1.0	1.0	0.0	0.0%
Wastewater Operations Training Officer	1.0	1.0	1.0	1.0	0.0	0.0%
Wastewater Reclamation Division Chief	1.0	1.0	1.0	1.0	0.0	0.0%
Wastewater Source Control Technician	1.0	1.0	1.0	1.0	0.0	0.0%
Program Total	**19.0**	**20.0**	**20.0**	**20.0**	**0.0**	**0.0%**

Wastewater Administration Program

Continuation Budget Changes (+/- $10,000) from FY 2021 Adopted Budget

EXPLANATION OF BUDGET CHANGES	CHANGE AMOUNT	CHANGE E/P
Salaries and Wages		
WAGES & SALARIES:		
919005A-5101 Regular Wages: Adjustment in salaries due to the Collective Bargaining Agreement increase, and position reallocation.	$88,620	0.0
919007A-5101 Regular Wages: Adjustment in salaries due to the Collective Bargaining Agreement increase, and position reallocation.	$20,952	0.0
OTHER PREMIUM PAY:		
919005A-5250 Salary Adjustments: Deletion of anticipated salary adjustment per Collective Bargaining Agreement.	-$92,690	
919007A-5250 Salary Adjustments: Deletion of anticipated salary adjustment per Collective Bargaining Agreement.	-$13,251	
Operations		
INTERFUND COST RECLASSIFICATION:		
919011B-6370 Retirement System Charges: Adjustment based on Fringe Benefits Rates for Calendar Year 2021.	-$11,673	
919013B-6320 Hawaii Employer-Union Trust Fd: Adjustment based on Fringe Benefits Rates for Calendar Year 2021.	$100,147	
919017B-6350 Overhead Charges/Admin Cost: Adjustment based on the cost allocation plan.	-$34,945	
919043B-6383 OPEB Contributions: Adjustment for the OPEB contribution based on Fringe Benefits Rates for Calendar Year 2021.	$177,233	
General Fund		
GENERAL FUND:		
919015B-7510 General Fund: Adjustment for the debt service cost per the Debt Service Schedule.	-$1,560,342	
Equipment		
None	$0	

Expansion Budget Request from FY 2021 Adopted Budget

EXPLANATION OF BUDGET CHANGES	CHANGE AMOUNT	CHANGE E/P
Salaries and Wages		
None	$0	
Operations		
None	$0	
Equipment		
None	$0	
TOTAL EXPANSION BUDGET	**$0**	**0.0**

Wastewater Administration Program

Program Budget Summary by Fiscal Year – Grant Revenue Fund

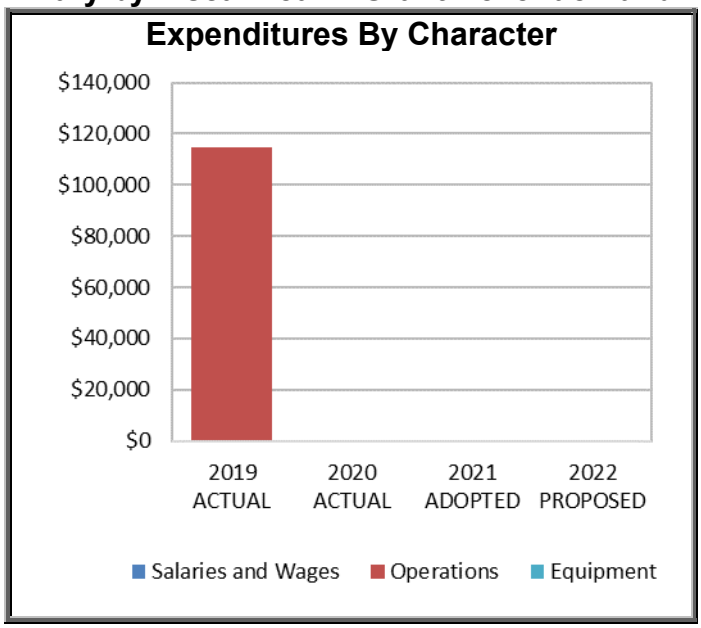

Expenditures Summary by Character & Object – Grant Revenue Fund

CHARACTER/ OBJECT DESCRIPTION	2019 ACTUAL	2020 ACTUAL	2021 ADOPTED	2022 PROPOSED	CHANGE AMOUNT	CHANGE PERCENT
Salaries and Wages						
WAGES & SALARIES	$0	$0	$0	$0	$0	N/A
OTHER PREMIUM PAY	$0	$0	$0	$0	$0	N/A
Salaries and Wages Total	**$0**	**$0**	**$0**	**$0**	**$0**	**N/A**
Operations						
SERVICES	$114,800	$0	$0	$0	$0	N/A
Operations Total	**$114,800**	**$0**	**$0**	**$0**	**$0**	**N/A**
Equipment						
MACHINERY & EQUIPMENT	$0	$0	$0	$0	$0	N/A
LEASE PURCHASES	$0	$0	$0	$0	$0	N/A
Equipment Total	**$0**	**$0**	**$0**	**$0**	**$0**	**N/A**
Program Total	**$114,800**	**$0**	**$0**	**$0**	**$0**	**N/A**

Wastewater Administration Program

Summary by Grant Award

Grant Award Name	New grant	Required County match? Yes/No and Match $ or %	FY 2019 Adopted	FY 2020 Adopted	FY 2021 Adopted	FY 2022 Proposed
State Department of Health 604b Grant Program	No	No	$104,000	$218,000	$0	$0
Hawaii Emergency Management Agency Grant	No	No	N/A	$800,000	$0	$0
Intrawest / West Maui Recycled Water System Expansion	No	No	N/A	$548,354	$548,354	$0
Hyatt//West Maui Recycled Water System Expansion	No	No	N/A	$475,476	$475,476	$0
Starwood/West Maui Recycled Water System Expansion	No	No	N/A	$1,397,880	$1,397,880	$0
TOTAL			**$104,000**	**$3,439,703**	**$2,421,710**	**$0**

Grant Award Description

West Maui Recycled Water System Expansion – Intrawest, Hyatt and Starwood Resorts

Intrawest, Hyatt and Starwood Resorts were required as a condition of development to contribute their "'fair share" to the recycled water system improvements in West Maui.

Wastewater Operations Program

Program Description

The Wastewater Operations Program is responsible for the management, operation, and repair of County wastewater collection, transportation, processing infrastructure, and related facilities. Activities include process control, safety and training, solids management, production of high quality effluent for recycling, regulatory reporting and compliance, laboratory analysis, preventive maintenance, and efficient operation. The Central Maintenance Section within the Wastewater Operations Program prioritizes and allocates the necessary resources to maintain, rehabilitate, and/or replace equipment required for a reliable and efficient wastewater system.

This program also operates and maintains the Naval Air Station Kahului Airport (NASKA) wastewater pump station for the State of Hawaii Department of Transportation. A revolving repair account is funded by the State for the repair of the pump station. The budget summaries for the NASKA Wastewater Pump Station Revolving Fund are not presented in this document due to the nature of this revolving account. There are no budget appropriations in FY 2022 for this revolving fund.

Countywide Outcome(s)

The Wastewater Operations Program supports the following countywide outcome(s):

- An Affordable, Healthy, and Thriving Community
- An Environmentally Responsible and Sustainable Community
- Well-planned Public Infrastructure
- A Prepared, Safe, and Livable County

Population Served

The Wastewater Operations Program serves sewer and water reuse customers in the County of Maui.

Services Provided

The Wastewater Administration Program provides wastewater reclamation services in Central, South and West Maui; Kaunakakai, Molokai; and Lanai City.

Key Activity Goals & Measures

GOALS/OBJECTIVES	SUCCESS MEASUREMENTS	FY 2020 ACTUAL	FY 2021 ESTIMATE	FY 2022 ESTIMATE
Goal #1: Provide reliable wastewater service.				
1. Minimize wastewater impacts to the environment by minimizing the # of non-compliant regulatory days	% of wastewater successfully transported to the treatment plants	100%	99.99%	99.99%
2. Satisfy regulatory requirements for treatment plants	# of non-compliance days	56	12	11
3. Satisfy regulatory requirements for reclaimed water	% of R-1 compliance days	93%	96%	96%

Key Activity Goals & Measures (Cont'd)

GOALS/OBJECTIVES	SUCCESS MEASUREMENTS	FY 2020 ACTUAL	FY 2021 ESTIMATE	FY 2022 ESTIMATE
Goal #2: Provide timely maintenance of facilities and equipment for long-term efficiency.				
1. Complete on-time maintenance of existing mechanical equipment	% of preventive mechanical maintenance activities completed on-time	90%	100%	100%
2. Complete on-time maintenance of existing electrical equipment	% of preventive electrical maintenance activities completed on-time	95%	100%	100%
3. Complete on-time maintenance of existing collection system	% of preventive maintenance completed on-time	100%	100%	100%
Goal #3: Encourage employee productivity and morale by developing employee skills and abilities and minimizing workplace injuries.				
1. Conduct professional development sessions for each employee annually	# of professional development sessions per employee annually	0.942	12	12
2. Conduct safety training classes to each employee annually	# of safety training classes per employee annually	2.02	12	12

Program Budget Summary by Fiscal Year – Sewer Fund

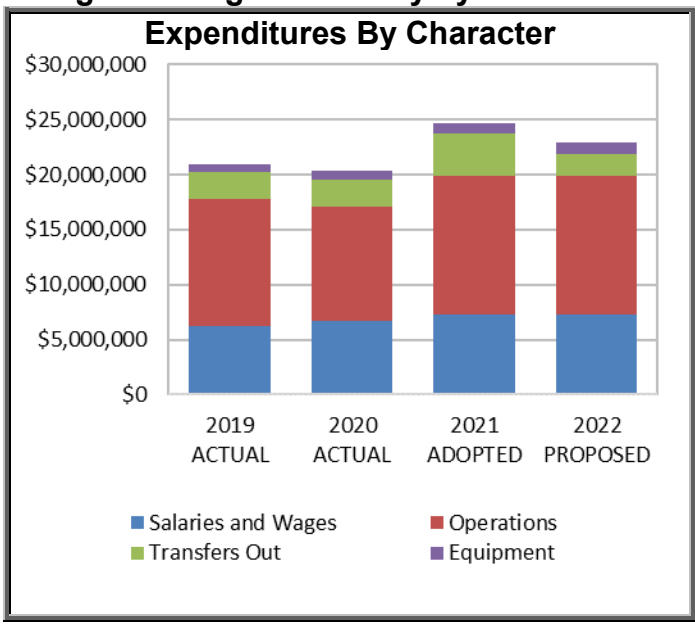

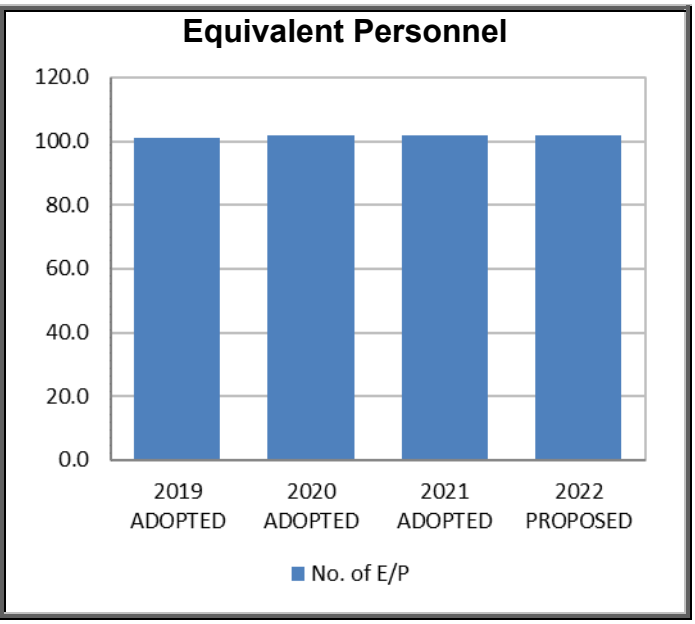

Wastewater Operations Program

Expenditures Summary by Character & Object – Sewer Fund

CHARACTER/ OBJECT DESCRIPTION	2019 ACTUAL	2020 ACTUAL	2021 ADOPTED	2022 PROPOSED	CHANGE AMOUNT	CHANGE PERCENT
Salaries and Wages						
OTHER PREMIUM PAY	$753,478	$800,499	$915,744	$755,472	-$160,272	-17.5%
WAGES & SALARIES	$5,522,880	$5,843,762	$6,397,608	$6,543,288	$145,680	2.3%
Salaries and Wages Total	**$6,276,357**	**$6,644,261**	**$7,313,352**	**$7,298,760**	**-$14,592**	**-0.2%**
Operations						
MATERIALS & SUPPLIES	$2,901,138	$2,555,326	$5,289,015	$5,289,015	$0	N/A
OTHER COSTS	$67,354	$193,288	$36,500	$36,500	$0	N/A
SERVICES	$2,800,923	$2,299,446	$1,358,024	$1,358,024	$0	N/A
TRAVEL	$49,277	$26,410	$28,687	$28,687	$0	N/A
UTILITIES	$5,637,825	$5,336,460	$5,901,777	$5,901,777	$0	N/A
Operations Total	**$11,456,516**	**$10,410,931**	**$12,614,003**	**$12,614,003**	**$0**	**N/A**
Transfers Out						
OTHER GOVERNMENTALS FUNDS	$2,542,540	$2,537,200	$3,800,000	$2,000,000	-$1,800,000	-47.4%
Transfers Out Total	**$2,542,540**	**$2,537,200**	**$3,800,000**	**$2,000,000**	**-$1,800,000**	**-47.4%**
Equipment						
LEASE PURCHASES	$1,435	$3,347	$7,400	$7,400	$0	N/A
MACHINERY & EQUIPMENT	$641,901	$706,791	$918,000	$1,049,000	$131,000	14.3%
Equipment Total	**$643,336**	**$710,138**	**$925,400**	**$1,056,400**	**$131,000**	**14.2%**
Program Total	**$20,918,749**	**$20,302,529**	**$24,652,755**	**$22,969,163**	**-$1,683,592**	**-6.8%**

Equivalent Personnel Summary by Position Title – Sewer Fund

POSITION TITLE	2019 ADOPTED	2020 ADOPTED	2021 ADOPTED	2022 PROPOSED	CHANGE AMOUNT	CHANGE PERCENT
Account Clerk II	1.0	1.0	1.0	1.0	0.0	0.0%
Administrative Services Assistant II	1.0	1.0	1.0	1.0	0.0	0.0%
Assistant Wastewater Treatment Plant	2.0	2.0	2.0	2.0	0.0	0.0%
Assistant Wastewater Treatment Plant Operator	22.0	22.0	22.0	22.0	0.0	0.0%
Assistant Wastewater Treatment Plant Operator/ Maintenance Supervisor IV	1.0	1.0	1.0	1.0	0.0	0.0%
Building Maintenance Repairer I	1.0	1.0	1.0	1.0	0.0	0.0%
Clerk III	1.0	1.0	1.0	1.0	0.0	0.0%
Electronic Technician I	4.0	4.0	4.0	4.0	0.0	0.0%
Electronic Technician II	1.0	1.0	1.0	1.0	0.0	0.0%
Equipment Operator III	4.0	4.0	4.0	4.0	0.0	0.0%
Molokai Wastewater System Operator/	1.0	1.0	1.0	1.0	0.0	0.0%
Office Operations Assistant II	1.0	1.0	1.0	1.0	0.0	0.0%
Painter I	1.0	1.0	1.0	1.0	0.0	0.0%
Plant Electrical/Electronics Supervisor II	1.0	1.0	1.0	1.0	0.0	0.0%
Plant Electrician/Electronics Repairer I	3.0	3.0	3.0	3.0	0.0	0.0%
Plant Electrician/Electronics Repairer II	1.0	1.0	1.0	1.0	0.0	0.0%
Sanitary Chemist	3.0	3.0	3.0	3.0	0.0	0.0%
Sewer Maintenance	1.0	1.0	1.0	1.0	0.0	0.0%
Sewer Maintenance Helper	1.0	1.0	1.0	1.0	0.0	0.0%
Sewer Maintenance Repairer I	9.0	9.0	9.0	9.0	0.0	0.0%
Sewer Maintenance Repairer II	3.0	3.0	3.0	3.0	0.0	0.0%
Supervising Sanitary Chemist	1.0	1.0	1.0	1.0	0.0	0.0%
Supervising Wastewater Treatment Plant Maintenance Mechanic	1.0	1.0	1.0	1.0	0.0	0.0%

Wastewater Operations Program

Equivalent Personnel Summary by Position Title – Sewer Fund (Cont'd)

POSITION TITLE	2019 ADOPTED	2020 ADOPTED	2021 ADOPTED	2022 PROPOSED	CHANGE AMOUNT	CHANGE PERCENT
Wastewater Collection System Superintendent	1.0	1.0	1.0	1.0	0.0	0.0%
Wastewater Maintenance Carpenter	1.0	1.0	1.0	1.0	0.0	0.0%
Wastewater Operations Program	1.0	1.0	1.0	1.0	0.0	0.0%
Wastewater Plant Operations Manager	1.0	1.0	1.0	1.0	0.0	0.0%
Wastewater Tech Support Engineer	1.0	1.0	1.0	1.0	0.0	0.0%
Wastewater Treatment Plant Operations/ Maintenance Supervisor IV	1.0	1.0	1.0	1.0	0.0	0.0%
Wastewater Treatment Plant Maintenance Coordinator	1.0	1.0	1.0	1.0	0.0	0.0%
Wastewater Treatment Plant Maintenance Manager	1.0	1.0	1.0	1.0	0.0	0.0%
Wastewater Treatment Plant Maintenance Mechanic I	9.0	9.0	9.0	9.0	0.0	0.0%
Wastewater Treatment Plant Maintenance Mechanic II	3.0	3.0	3.0	3.0	0.0	0.0%
Wastewater Treatment Plant Operations/ Maintenance Supervisor IV	2.0	2.0	2.0	2.0	0.0	0.0%
Wastewater Treatment Plant Operator I	1.0	1.0	1.0	1.0	0.0	0.0%
Wastewater Treatment Plant Operator III	1.0	1.0	1.0	1.0	0.0	0.0%
Wastewater Treatment Plant Operator IV	4.0	4.0	4.0	4.0	0.0	0.0%
Wastewater Treatment Plant Operator Trainee		1.0	1.0	1.0	0.0	0.0%
Wastewater Treatment Plant Truck Driver	3.0	3.0	3.0	3.0	0.0	0.0%
Wastewater Treatment Plant Truck Driver Supervisor	1.0	1.0	1.0	1.0	0.0	0.0%
Wastewater Treatment Plant Worker	4.0	4.0	4.0	4.0	0.0	0.0%
Program Total	**101.0**	**102.0**	**102.0**	**102.0**	**0.0**	**0.0%**

Continuation Budget Changes (+/- $10,000) from FY 2021 Adopted Budget

EXPLANATION OF BUDGET CHANGES	CHANGE AMOUNT	CHANGE E/P
Salaries and Wages		
WAGES & SALARIES:		
919021A-5101 Regular Wages: Adjustment in salaries due to the Collective Bargaining increase.	$30,564	0.0
919023A-5101 Regular Wages: Adjustment in salaries due to the Collective Bargaining increase and position to be filled at a higher level.	$44,388	0.0
919033A-5101 Regular Wages: Adjustment in salaries due to the Collective Bargaining increase and position reallocation.	$11,280	0.0
919035A-5101 Regular Wages: Adjustment in salaries due to the Collective Bargaining increase and position reallocation.	$11,280	0.0
919037A-5101 Regular Wages: Adjustment in salaries due to the Collective Bargaining increase and position reallocation.	$11,280	0.0
919044A-5101 Regular Wages: Adjustment in salaries due to the Collective Bargaining increase and position reallocation.	$32,448	0.0
OTHER PREMIUM PAY:		
919021A-5250 Salary Adjustments: Deletion of anticipated salary adjustment per Collective Bargaining Agreement.	-$10,052	

Continuation Budget Changes (+/- $10,000) from FY 2021 Adopted Budget (Cont'd)

EXPLANATION OF BUDGET CHANGES	CHANGE AMOUNT	CHANGE E/P
Salaries and Wages		
OTHER PREMIUM PAY:		
919029A-5250 Salary Adjustments: Deletion of anticipated salary adjustment per Collective Bargaining Agreement.	-$30,604	
919033A-5250 Salary Adjustments: Deletion of anticipated salary adjustment per Collective Bargaining Agreement.	-$16,707	
919035A-5250 Salary Adjustments: Deletion of anticipated salary adjustment per Collective Bargaining Agreement.	-$15,949	
919037A-5250 Salary Adjustments: Deletion of anticipated salary adjustment per Collective Bargaining Agreement.	-$15,949	
919044A-5250 Salary Adjustments: Deletion of anticipated salary adjustment per Collective Bargaining Agreement.	-$54,769	
Operations		
OTHER GOVERNMENTAL FUND:		
919019B-7543 Solid Waste Fund: Budget transferred from 919019B-7545; to Solidwaste Fund for Sludge Disposal Interfund.	$1,100,000	
919019B-7545 Environmental Protection & Sustainability: $1,100,000 Budget transferred to 919019B-7543; offset by a $1,800,000 reduction.	-$2,900,000	
Equipment		
MACHINERY AND EQUIPMENT:		
919023C-7031 Computer Equipment: Deletion of one-time appropriation in FY 2021.	-$32,000	
919029C-7039 Maintenance & Repair Equipment: Deletion of one-time appropriation in FY 2021.	-$10,000	
919029C-7040 Motor Vehicles: Deletion of one-time appropriation in FY 2021.	-$125,000	
919029C-7044 Other Equipment: Deletion of one-time appropriation in FY 2021.	-$15,000	
919035C-7040 Motor Vehicles: Deletion of one-time appropriation in FY 2021.	-$45,000	
919035C-7044 Other Equipment: Deletion of one-time appropriation in FY 2021.	-$28,000	
919037C-7040 Motor Vehicles: Deletion of one-time appropriation in FY 2021.	-$62,000	
919037C-7044 Other Equipment: Deletion of one-time appropriation in FY 2021.	-$31,000	
919039C-7040 Motor Vehicles: Deletion of one-time appropriation in FY 2021.	-$15,000	
919044C-7039 Maintenance & Repair Equipment: Deletion of one-time appropriation in FY 2021.	-$390,000	
919044C-7040 Motor Vehicles: Deletion of one-time appropriation in FY 2021.	-$95,000	
919044C-7044 Other Equipment: Deletion of one-time appropriation in FY 2021.	-$43,000	

Expansion Budget Request from FY 2021 Adopted Budget

EXPLANATION OF BUDGET CHANGES	CHANGE AMOUNT	CHANGE E/P
Salaries and Wages		
None	$0	
Operations		
None	$0	
Equipment		
MACHINERY AND EQUIPMENT:		
919023C-7039 Maintenance & Repair Equipment: Purchase of lab testing equipment at $5,000.	$5,000	
919029C-7039 Maintenance & Repair Equipment: Purchase of a mechanical & electrical equipment at $10,000.	$10,000	

Expansion Budget Request from FY 2021 Adopted Budget (Cont'd)

EXPLANATION OF BUDGET CHANGES	CHANGE AMOUNT	CHANGE E/P
Equipment		
MACHINERY AND EQUIPMENT:		
919029C-7040 Motor Vehicles: Replacement of one 1/2 Ton Truck at $40,000 (CM 1994), one 3/4 Ton Utility Truck at $70,000 (CM 2214), and one 1,000 Galloon High Pressure Jetter Truck at $400,000 (CM 1890).	$510,000	
919029C-7044 Other Equipment: Replacement of one Vertical Lope Pump & Accessories at $45,000.	$45,000	
919033C-7039 Maintenance & Repair Equipment: Replacement of mechanical & electrical equipment at $5,000.	$5,000	
919035C-7039 Maintenance & Repair Equipment: Replacement of mechanical & electrical equipment at $5,000.	$5,000	
919035C-7040 Motor Vehicles: Replacement of one 1/2 Ton Pickup Truck at $35,000 (CM 2346).	$35,000	
919037C-7039 Maintenance & Repair Equipment: Replacement of mechanical & electrical equipment at $5,000.	$5,000	
919037C-7040 Motor Vehicles: Replacement of one 1/2 Ton Pickup Truck at $40,000 (CM 1875).	$40,000	
919039C-7039 Maintenance & Repair Equipment: Replacement of mechanical & electrical equipment at $5,000.	$5,000	
919039C-7044 Other Equipment: Replacement of one Electric Effluent Pump at $14,000.	$14,000	
919041C-7039 Maintenance & Equipment: Replacement of mechanical & electrical equipment at $2,000.	$2,000	
919041C-7040 Motor Vehicles: Replacement of one Tractor Mower at $80,000.	$80,000	
919044C-7039 Maintenance & Repair Equipment: Replacement of mechanical & electrical equipment at $10,000 and replacement of one 8' Lathe at $50,000.	$60,000	
919044C-7040 Motor Vehicles: Replacement of one 1/2 Ton Cargo Van at $45,000 (CM 2274), one Mini Cargo Van at $35,000 (CM 2261), one 1/2 Ton Truck at $45,000 (CM 2094), and one 3/4 Ton Utility Truck at $60,000 (CM 2341).	$185,000	
919044C-7044 Other Equipment: Replacement of one 250 CFM Compressor at $43,000.	$43,000	
TOTAL EXPANSION BUDGET	**$1,049,000**	**0.0**

Solid Waste Administration Program

Program Description

Our mission is "To Provide Public Health, Safety and Environmental Protection of Maui County's Air, Land, and Water through Effective and Sustainable Solid Waste Management Practices, Resources and Dedicated Team".

SW Division utilizes the following priorities for management of allotted resources:

1st Safety

- Employee safety
- Public and environmental safety
- Facility, equipment, and infrastructure safety

2nd Regulatory Compliance/Environmental Protection

- Meet all State, Federal, and County regulatory requirements, permits, mandates, and procedures

3rd Resource Management

- Meet resource management needs for personnel, budget, equipment, and infrastructure to build and maintain reliability, sustainability, and efficiency

4th Non-Safety, Non-Compliant Related Services/Programs

- Expansion of services and programs, refuse collections on non-county roads, non-critical programs, beautification, landscaping, etc.

Countywide Outcome(s)

The Solid Waste Administration Program supports the following countywide outcome(s):

- An Affordable, Healthy, and Thriving Community
- An Environmentally Responsible and Sustainable Community
- Well-planned Public Infrastructure
- A Prepared, Safe, and Livable County

Population Served

The Solid Waste Administration Program serves division personnel and all residents of Maui County.

Services Provided

The SW Division supports administration, compliance, planning, engineering, fiscal, refuse collections, landfill operations, safety and training programs, 108 employees, capital improvement projects, and permit reviews. The Division operates four (4) county owned landfills and six (6) closed landfills; provides residential refuse collection to more than 26,800 accounts and 2,700 routes/year; manages 17 land use and environmental permits, conducts associated environmental monitoring, reporting, and related regulatory compliance countywide; landfills 208,100 tons/year; and currently processes 29,000 tons/yr of construction and demolition (C&D) material.

Solid Waste Administration Program

Key Activity Goals & Measures

GOALS/OBJECTIVES	SUCCESS MEASUREMENTS	FY 2020 ACTUAL	FY 2021 ESTIMATE	FY 2022 ESTIMATE
Goal #1: Provide cost effective Division management.				
1. Maintain efficient fiscal management [1]	Total cost per ton processed at each landfill (Tonnage data utilized includes landfilled tonnages that are not charged a tipping fee, such as residential self-haul, County residential collection, landfill waivers, and other County entities)	CML: $54	$55	$56
		HLF: $1,581	$1,605	$1,630
		MLF: $529	$537	$545
		LLF: $216	$219	$222
	Weighted average cost of all landfills	$75	$76	$77
	Cost/month for refuse collection only, per account	$26	$27	$27
	Total cost/month for refuse collection and associated landfilling (1.8 tons/account/year)	$38	$39	$39
Goal #2: Provide sustainable Solid Waste Division (SWD) infrastructure.				
1. Maintain and adhere to the SWD CIP plan	% of CIP design and construction projects on schedule	100%	100%	100%
Goal #3: Provide a safe workplace environment.				
1. Provide safety training to Division employees annually	# of safety training classes per employee annually	50	56	60

FY 2022 Goals are based upon 1.56% inflation factor provided by US Bureau of Labor Statistics- FY 2020

Solid Waste Administration Program

Program Budget Summary by Fiscal Year – Solid Waste Management Fund

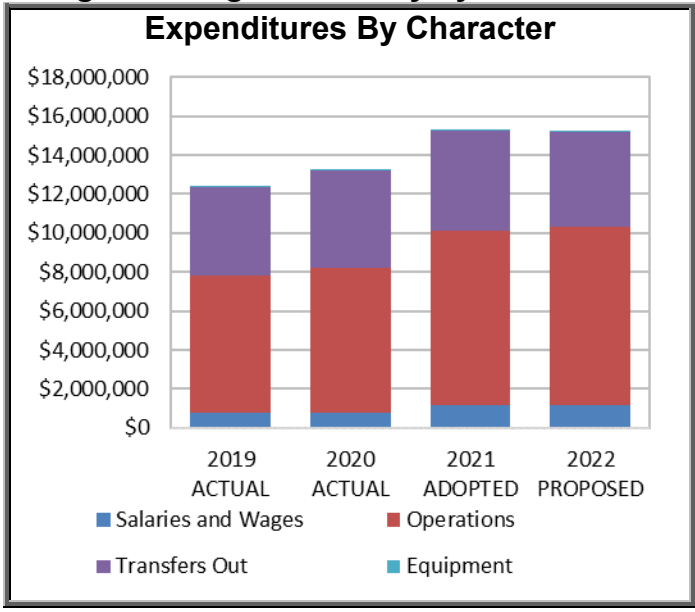

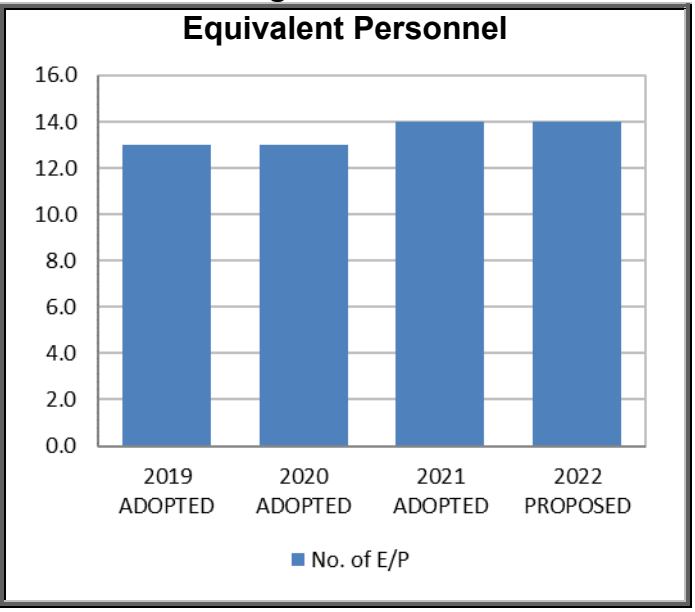

Expenditures Summary by Character & Object – Solid Waste Management Fund

CHARACTER/ OBJECT DESCRIPTION	2019 ACTUAL	2020 ACTUAL	2021 ADOPTED	2022 PROPOSED	CHANGE AMOUNT	CHANGE PERCENT
Salaries and Wages						
OTHER PREMIUM PAY	$49,491	$76,815	$143,588	$52,500	-$91,088	-63.4%
WAGES & SALARIES	$756,153	$695,411	$1,017,576	$1,099,066	$81,490	8.0%
Salaries and Wages Total	**$805,644**	**$772,226**	**$1,161,164**	**$1,151,566**	**-$9,598**	**-0.8%**
Operations						
MATERIALS & SUPPLIES	$26,982	$25,567	$19,816	$19,816	$0	N/A
OTHER COSTS	$202,099	$220,671	$261,565	$261,565	$0	N/A
SERVICES	$11,662	$14,803	$18,500	$18,500	$0	N/A
TRAVEL	$5,262	$3,755	$6,041	$6,041	$0	N/A
UTILITIES	$4,320	$5,098	$2,850	$2,850	$0	N/A
INTERFUND COST RECLASSIFICATION	$6,782,630	$7,199,197	$8,675,488	$8,857,318	$181,830	2.1%
Operations Total	**$7,032,955**	**$7,469,090**	**$8,984,260**	**$9,166,090**	**$181,830**	**2.0%**
Transfers Out						
GENERAL FUND	$4,531,920	$4,970,006	$5,109,508	$4,870,899	-$238,609	**-4.7%**
Transfers Out Total	**$4,531,920**	**$4,970,006**	**$5,109,508**	**$4,870,899**	**-$238,609**	**-4.7%**
Equipment						
LEASE PURCHASES	$3,188	$13,632	$9,530	$9,530	$0	N/A
MACHINERY & EQUIPMENT	$28,928	$19,032	$0	$12,000	$12,000	N/A
Equipment Total	**$32,116**	**$32,664**	**$9,530**	**$21,530**	**$12,000**	**125.9%**
Program Total	**$12,402,634**	**$13,243,986**	**$15,264,462**	**$15,210,085**	**-$54,377**	**-0.4%**

**Note: Expenditures include fringe benefits, overhead, and debt service costs.

Solid Waste Administration Program

Equivalent Personnel Summary by Position Title – Solid Waste Management Fund

POSITION TITLE	2019 ADOPTED	2020 ADOPTED	2021 ADOPTED	2022 PROPOSED	CHANGE AMOUNT	CHANGE PERCENT
Accountant III	1.0	1.0	1.0	1.0	0.0	0.0%
Accountant IV	1.0	1.0	1.0	1.0	0.0	0.0%
Assistant Division Chief	1.0	0.0	0.0	0.0	0.0	0%
Civil Engineer III	0.0	1.0	1.0	1.0	0.0	0.0%
Civil Engineer IV	2.0	2.0	2.0	2.0	0.0	0.0%
Civil Engineer V	0.0	0.0	0.0	0.0	0.0	0%
Civil Engineer VI	1.0	1.0	1.0	1.0	0.0	0.0%
Customer Service Representative II	2.0	2.0	2.0	2.0	0.0	0.0%
Environmental Compliance Specialist	1.0	1.0	1.0	1.0	0.0	0.0%
Office Operations Assistant II	1.0	1.0	1.0	1.0	0.0	0.0%
Operations Program Superintendent	0.0	0.0	1.0	1.0	0.0	0.0%
Safety Specialist I	1.0	1.0	1.0	1.0	0.0	0.0%
Secretary II	1.0	1.0	1.0	1.0	0.0	0.0%
Solid Waste Division Chief	1.0	1.0	1.0	1.0	0.0	0.0%
Program Total	**13.0**	**13.0**	**14.0**	**14.0**	**0.00**	**0.0%**

Continuation Budget Changes (+/- $10,000) from FY 2021 Adopted Budget

EXPLANATION OF BUDGET CHANGES	CHANGE AMOUNT	CHANGE E/P
Salaries and Wages		
WAGES & SALARIES:		
919500A-5101 Regular Wages: Adjustment in salaries due to the Collective Bargaining Agreement increase and position reallocation.	$81,490	0.0
OTHER PREMIUM PAY:		
919500A-5250 Salary Adjustments: Deletion of anticipated salary adjustment per Collective Bargaining Agreement.	-$91,088	
Operations		
INTERFUND COST RECLASSIFICATION:		
919501B-6314 Social Security - FICA: Adjustment based on Fringe Benefits Rates for Calendar Year 2021.	$15,204	
919501B-6370 Retirement System Charges: Adjustment based on Fringe Benefits Rates for Calendar Year 2021.	$47,699	
919503B-6320 Hawaii Employer-Union Trust Fd: Adjustment based on Fringe Benefits Rates for Calendar Year 2021.	$132,540	
919507B-6350 Overhead Charges/Admin Cost: Adjustment based on the Cost Allocation Plan.	-$183,734	
919535B-6383 OPEB Contributions: Adjustment for the OPEB based on Fringe Benefits Rates for Calendar Year 2021.	$170,121	
GENERAL FUND:		
919505B-7510 General Fund: Adjustment for the debt service cost per the Debt Service Schedule.	-$238,609	
Equipment		
None		

Solid Waste Administration Program

Expansion Budget Request from FY 2021 Adopted Budget

EXPLANATION OF BUDGET CHANGES	CHANGE AMOUNT	CHANGE E/P
Salaries and Wages		
None		
Operations		
None	$0	
Equipment		
MACHINERY AND EQUIPMENT:		
919500C-7044 Other Equipment: Replacement of one Mail Folding and Stuffing Machine at $12,000.	$12,000	
TOTAL EXPANSION BUDGET	**$12,000**	**0.0**

Solid Waste Operations Program

Program Description

The DEM, SWD, Operations Program is responsible for residential refuse collection, the management and operation of four (4) active sanitary landfills (Hana, Molokai, Lanai and Central Maui), one (1) convenience center (refuse/recycling transfer station) in Olowalu, one (1) convenience center at the Hana landfill, one (1) convenience center at the Central Maui landfill, and six (6) closed landfills (Kalamaula, Olowalu, Waikapu, Makani, and CML Phase I & II).

Countywide Outcome(s)

The Solid Waste Operations Program supports the following countywide outcome(s):

- An Affordable, Healthy, and Thriving Community
- An Environmentally Responsible and Sustainable Community
- Well-planned Public Infrastructure
- A Prepared, Safe, and Livable County

Population Served

The Solid Waste Operations Program serves all residents and commercial entities within Maui County.

Services Provided

Solid Waste Operations supports 94 employees, operates four (4) county owned landfills and six (6) closed landfills; provides residential refuse collection to more than 26,800 accounts and 2,700 routes/year; manages 17 land use and environmental permits; conducts associated environmental monitoring, reporting, and related regulatory compliance countywide; landfills 208,100 tons/year; and currently processes 29,000 tons/year of construction and demolition (C&D) material.

Key Activity Goals & Measures

GOALS/OBJECTIVES	SUCCESS MEASUREMENTS	FY 2020 ACTUAL	FY 2021 ESTIMATE	FY 2022 ESTIMATE
Goal #1: Maintain a minimum landfill capacity and ensure that all landfills are maintained and operated in accordance with local, State, and Federal solid waste regulations.				
1. Maintain capacity for disposal	Total tons landfilled/ year (not including C&D tons listed below)	208,100	206,000	208,000
	Total C&D tonnage estimated to be added to CML	29,000	22,000	26,500
2. Perform annual landfill surveys and capacity studies	Central remaining years	1.3	2.3 *	1.3 ****
	Hana remaining years (Est. 8 years conversion to transfer station)	28.0	39.8**	38.8
	Molokai remaining years	2.0	7.3***	6.3
	Lanai remaining years	14.0	13.0	12.0

* 2 years of additional landfill capacity est. to be constructed in FY 2021. (Phase IIIA)
** Previous years included additional airspace and tonnage from completed Hana Makai Berm Cleanup. Current incoming tonnage and airspace consumed reflects landfill disposal totals only.
*** 6 years of additional landfill capacity est. to be constructed in FY 2021. (Phase V)
**** 7 years of additional landfill capacity est. to be constructed in FY 2023 (Phase IIIB)

Key Activity Goals & Measures (Cont'd)

GOALS/OBJECTIVES	SUCCESS MEASUREMENTS	FY 2020 ACTUAL	FY 2021 ESTIMATE	FY 2022 ESTIMATE
Goal #1: Maintain a minimum landfill capacity and ensure that all landfills are maintained and operated in accordance with local, State, and Federal solid waste regulations (Cont'd).				
3. Maintain acceptable levels of regulatory compliance within approved resources	# of Department of Health (DOH) notices of violation due to non-compliance	0	0	0
4. Maintain an acceptable # of days the landfills are open. Goal is to remain open 98% of the time	# of days where any of the 4 landfills experience a full day closure	0	0	0
	# of days where any of the 4 landfills experience a partial day closure[1]	1	10	10
Goal #2: Generate and utilize renewable energy at all active landfills.				
1. Maintain existing and develop new renewable energy facilities at the SWD landfills	Total # of alternative energy and PV lighting installed	5	5	6
Goal #3: Collect and landfill residential solid waste safely & efficiently, and provide responsive service to all residents.				
1. Provide responsive service and customer satisfaction by maintaining scheduled pickups of 2,700 routes per year. (Goal is 98% on scheduled collections)[2] Re-scheduling or cancelling route causes include: • Trucks / equipment outages • Labor Shortages • Emergencies, storms, hurricanes, flooding, road closures, etc.	% of on-time routes completed as scheduled.	99.4%[3]	98.3%	98.3%

[1] Based on 4 open landfills, the County has 1,058 normally scheduled open days per year (2% x 1,058=21 days). Most partial closures are at Molokai, Lanai and Hana and are for 1.5 hours only.
[2] National average of on-time collection is ~95%.
[3] The calculation for 2020 actual % was based on 2020 routes/year of 2,600.

Solid Waste Operations Program

Program Budget Summary by Fiscal Year – Solid Waste Management Fund

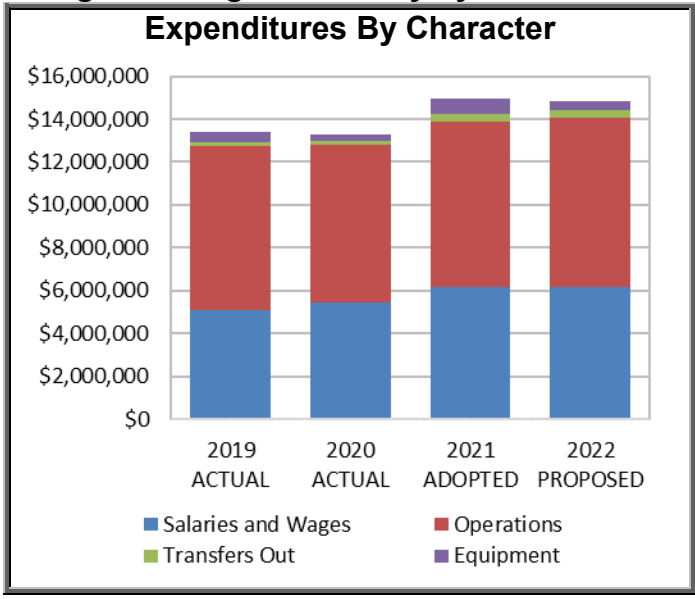

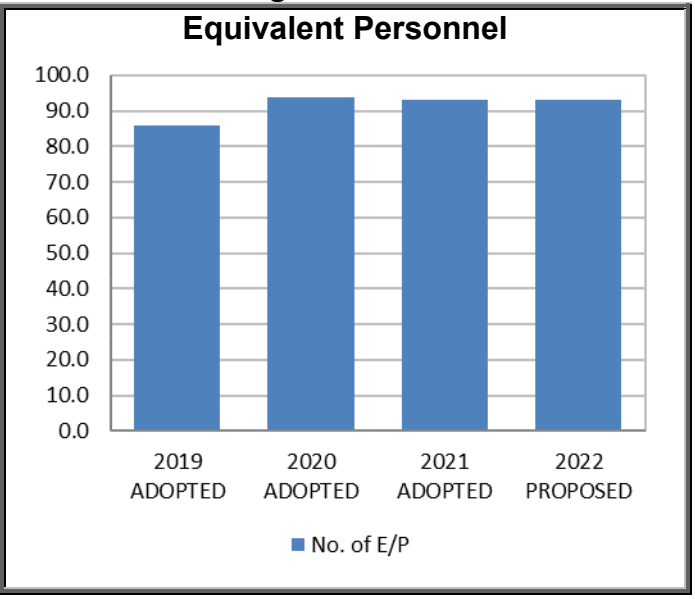

Expenditures Summary by Character & Object – Solid Waste Management Fund

CHARACTER/ OBJECT DESCRIPTION	2019 ACTUAL	2020 ACTUAL	2021 ADOPTED	2022 PROPOSED	CHANGE AMOUNT	CHANGE PERCENT
Salaries and Wages						
OTHER PREMIUM PAY	$847,000	$836,468	$931,506	791,412	-$140,094	-15.0%
WAGES & SALARIES	$4,239,778	$4,599,381	$5,210,308	5,341,872	$131,564	2.5%
Salaries and Wages Total	**$5,086,778**	**$5,435,849**	**$6,141,814**	**$6,133,284**	**-$8,530**	**-0.1%**
Operations						
MATERIALS & SUPPLIES	$1,561,865	$1,525,039	$1,930,734	$1,982,734	$52,000	2.7%
OTHER COSTS	$2,132,842	$2,344,570	$2,536,725	$2,626,725	$90,000	3.5%
SERVICES	$3,787,063	$3,336,786	$3,137,629	$3,187,629	$50,000	1.6%
TRAVEL	$48,654	$45,138	$25,755	$25,755	$0	N/A
UTILITIES	$117,121	$108,639	$121,831	$121,831	$0	N/A
Operations Total	**$7,647,545**	**$7,360,172**	**$7,752,674**	**$7,944,674**	**$192,000**	**2.5%**
Countywide Expenditures						
OTHER COSTS	$0	$28,797	$0	$0	$0	N/A
Transfers Out Total	**$0**	**$28,797**	**$0**	**$0**	**$0**	**N/A**
Transfers Out						
SPECIAL REVENUE FUNDS	$203,778	$188,525	$340,000	$340,000	$0	N/A
Transfers Out Total	**$203,778**	**$188,525**	**$340,000**	**$340,000**	**$0**	**N/A**
Equipment						
LEASE PURCHASES	$1,103	$1,357	$3,860	$3,860	$0	N/A
MACHINERY & EQUIPMENT	$468,689	$316,668	$744,000	$0	-$744,000	-100.0%
Equipment Total	**$469,792**	**$318,024**	**$747,860**	**$3,860**	**-$744,000**	**-99.5%**
Program Total	**$13,407,893**	**$13,331,368**	**$14,982,348**	**$14,421,818**	**-$560,530**	**-3.7%**

Solid Waste Operations Program

Equivalent Personnel Summary by Position Title – Solid Waste Management Fund

POSITION TITLE	2019 ADOPTED	2020 ADOPTED	2021 ADOPTED	2022 PROPOSED	CHANGE AMOUNT	CHANGE PERCENT
Administrative Services Assistant II	1.0	2.0	3.0	3.0	0.0	0.0%
Cashier I	4.0	4.0	4.0	4.0	0.0	0.0%
Clerk III	2.0	1.0	1.0	1.0	0.0	0.0%
Laborer II	2.0	7.0	7.0	7.0	0.0	0.0%
Landfill Attendant	13.0	15.0	13.0	13.0	0.0	0.0%
Landfill Equipment Operator I	12.0	13.0	13.0	13.0	0.0	0.0%
Landfill Equipment Operator II	5.0	5.0	5.0	5.0	0.0	0.0%
Landfill Worksite Supervisor I	1.0	1.0	1.0	1.0	0.0	0.0%
Landfill Worksite Supervisor I	1.0	1.0	1.0	1.0	0.0	0.0%
Maintenance Coordinator	0.0	0.0	1.0	1.0	0.0	0.0%
Mechanical Engineer III	1.0	0.0	0.0	0.0	0.0	0%
Operations Program Superintendant	0.0	1.0	0.0	0.0	0.0	0%
Refuse Collection Crew Leader II	5.0	5.0	5.0	5.0	0.0	0.0%
Refuse Collection Equipment Operator	20.0	20.0	20.0	20.0	0.0	0.0%
Refuse Collector	14.0	14.0	14.0	14.0	0.0	0.0%
Solid Waste Collection Superintendent	1.0	1.0	1.0	1.0	0.0	0.0%
Solid Waste Collection Supervisor I	3.0	3.0	3.0	3.0	0.0	0.0%
Solid Waste Operations Manager	1.0	1.0	1.0	1.0	0.0	0.0%
Program Total	**86.0**	**94.0**	**93.0**	**93.0**	**0.0**	**0.0%**

Continuation Budget Changes (+/- $10,000) from FY 2021 Adopted Budget

EXPLANATION OF BUDGET CHANGES	CHANGE AMOUNT	CHANGE E/P
Salaries and Wages		
WAGES & SALARIES:		
919509A-5101 Regular Wages: Adjustment in salaries due to the Collective Bargaining Agreement increase, position reallocation, increase Maintenance Coordinator and Administrative Services Assistant II to full year salary expansion positon in FY 2021.	$90,140	0.0
919521A-5101 Regular Wages: Adjustment in salaries due to the Collective Bargaining Agreement increase.	$15,588	0.0
919524A-5101 Regular Wages: Adjustment in salaries due to the Collective Bargaining Agreement increase and position reallocation.	$14,640	0.0
OTHER PREMIUM PAY:		
919509A-5250 Salary Adjustments: Deletion of anticipated salary adjustment per Collective Bargaining Agreement.	-$36,328	
919513A-5250 Salary Adjustments: Deletion of anticipated salary adjustment per Collective Bargaining Agreement.	-$13,188	
919521A-5250 Salary Adjustments: Deletion of anticipated salary adjustment per Collective Bargaining Agreement.	-$37,466	
919523A-5250 Salary Adjustments: Deletion of anticipated salary adjustment per Collective Bargaining Agreement.	-$25,488	
919524A-5250 Salary Adjustments: Deletion of anticipated salary adjustment per Collective Bargaining Agreement.	-$13,674	
Operations		
MATERIALS & SUPPLIES:		
919513B-6023 Gas/diesl/oil interfund: Budget transferred from EP&S Program, landfill taking over Greenwaste Operations.	$20,000	
919513B-6030 Mach & Equip Replacement Parts: Budget transferred from EP&S Program, landfill taking over Greenwaste Operations.	$20,000	

Continuation Budget Changes (+/- $10,000) from FY 2021 Adopted Budget (Cont'd)

EXPLANATION OF BUDGET CHANGES	CHANGE AMOUNT	CHANGE E/P
Operations		
MATERIALS & SUPPLIES:		
919513B-6057 Tires & Tubes: Budget transferred from EP&S Program, landfill taking over Greenwaste Operations.	$12,000	
919521B-6032 Refuse Cart Expenses: Budget transferred from 919521B-6035 for ongoing recurring/aging cart replacement, and to increase inventory level.	$150,000	
919521B-6035 Miscellaneous Supplies: Budget transferred to 919521B-6032.	-$150,000	
OTHER COSTS:		
919513B-6233 Rental of Machinery & Equipment: Budget transferred from EP&S Program, landfill taking over Greenwaste Operations for rental of backhoe/loader.	$90,000	
SERVICES:		
919513B-6138 R&M - Services/Contracts: Budget transferred from EP&S Program, landfill taking over Greenwaste Operations.	$25,000	
919513B-6139 Repairs & Maintenance - Others: Budget transferred from EP&S Program, landfill taking over Greenwaste Operations.	$25,000	
Equipment		
MACHINERY AND EQUIPMENT:		
919504C-7044 Other Equipment: Deletion of one-time appropriation in FY 2021.	-$100,000	
919506C-7044 Other Equipment: Deletion of one-time appropriation in FY 2021.	-$450,000	
919509C-7044 Other Equipment: Deletion of one-time appropriation in FY 2021.	-$85,000	
919521C-7044 Other Equipment: Deletion of one-time appropriation in FY 2021.	-$50,000	
919523C-7044 Other Equipment: Deletion of one-time appropriation in FY 2021.	-$50,000	

Expansion Budget Request from FY 2021 Adopted Budget

EXPLANATION OF BUDGET CHANGES	CHANGE AMOUNT	CHANGE E/P
Salaries and Wages		
None	$0	
Operations		
None	$0	
Equipment		
MACHINERY AND EQUIPMENT:		
None	$0	
None	$0	
TOTAL EXPANSION BUDGET	**$0**	**0.0**

Environmental Protection and Sustainability Program

Program Description

The Environmental Protection and Sustainability ("EP&S") Division is responsible for programs that foster environmental protection and promote sustainability throughout the County. The Division manages programs to reduce sources of waste and promote the highest and best use of waste resources in order to divert waste from the landfill. The Division also administers the abandoned vehicles program and other litter control programs. Expanded programing shall guide efforts to optimize opportunities for environmental initiatives, natural resource protection, sustainability, conservation, and restoration through environmental grants, sustainability education, and partnerships with environmental agencies and organizations.

Countywide Outcome(s)

The Sustainability Program supports the following countywide outcome(s):

- An Affordable, Healthy, and Thriving Community
- An Environmentally Responsible and Sustainable Community
- Well-planned Public Infrastructure
- A Prepared, Safe, and Livable County

Population Served

The EP&S Division serves the entire population of Maui County through its promotion of environmental protection and sustainability.

Services Provided

The EP&S Division currently supports waste reduction, litter control, and various methods of materials recycling and diversion of waste that would otherwise be landfilled such as plastics, glass, newspaper, cardboard, metals, green waste, abandoned vehicles, and household hazardous waste. Intended expansions include development and management of programs which shall include promotion of environmental issues, sustainability education, a community sustainability initiatives grant program, and partnerships with other governmental agencies and organizations.

Key Activity Goals & Measures

GOALS/OBJECTIVES	SUCCESS MEASUREMENTS	FY 2020 ACTUAL	FY 2021 ESTIMATE	FY 2022 ESTIMATE
Goal #1: Provide cost effective Division management.				
1. Maintain efficient fiscal management	Total tons diverted/ recycled per year under County funded projects	64,120	15,000	50,000
	Estimated total tons diverted/recycled per year under non-County funded projects	50,000	50,000	50,000
	Diversion rate (diversion rate dependent upon FY 2021 funding availability)	32%	8%	25%

Key Activity Goals & Measures (Cont'd)

GOALS/OBJECTIVES	SUCCESS MEASUREMENTS	FY 2020 ACTUAL	FY 2021 ESTIMATE	FY 2022 ESTIMATE
Goal #2: Protect the safety of the public and the environment through the collection, processing, and disposal of abandoned vehicles, white goods, scrap metals, and related materials throughout the County.				
1. Remove abandoned vehicles within two business days from the time the police report is received	Average # of business days needed to remove abandoned vehicles from the time the police report is received	2	2	2
2. Coordinate the collection and recycling of white goods, tires, batteries, and vehicles on Lanai	# of events conducted annually on Lanai	1	2	2
3. Coordinate the collection and recycling of white goods, tires and batteries in Hana	# of events conducted annually in Hana	1	3	3
4. Maintain efficient fiscal management	% of paid accounts from total # of outstanding accounts	15%	20%	15%
Goal #3: Foster a healthy and sustainable community through environmental and sustainability programming				
1. Maintain effective programs to protect the environment and foster community resilience	Number of environmental / sustainability programs introduced	N/A	4	2
	Establish partnerships with community organizations	N/A	3	3
	Number of educational campaigns introduced	N/A	1	1

Environmental Protection and Sustainability Program

Program Budget Summary by Fiscal Year – Environmental Protection and Sustainability Fund

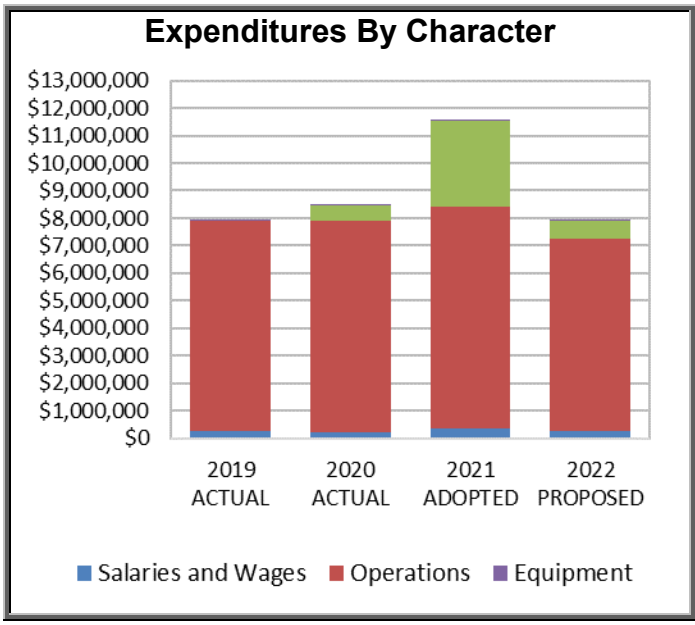

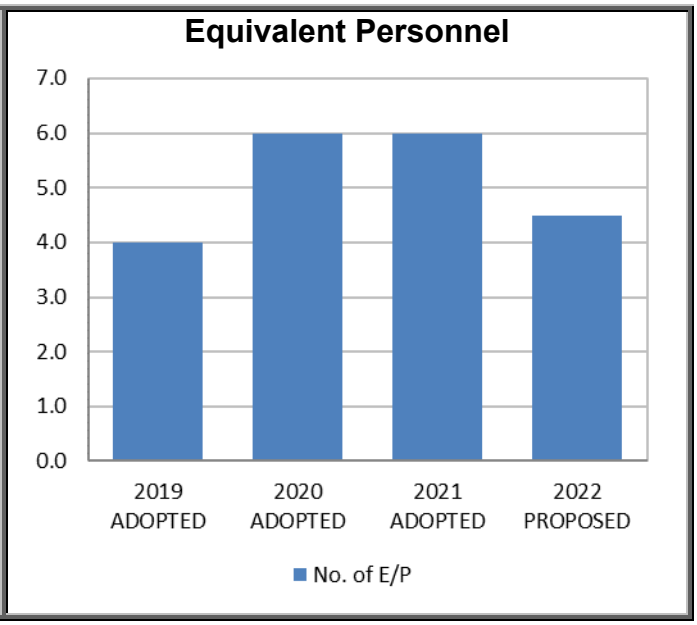

Expenditure Summary by Character & Object – Environmental Protection and Sustainability Fund

CHARACTER/ OBJECT DESCRIPTION	2019 ACTUAL	2020 ACTUAL	2021 ADOPTED	2022 PROPOSED	CHANGE AMOUNT	CHANGE PERCENT
Salaries and Wages						
OTHER PREMIUM PAY	$16,619	$23,364	$37,104	$11,787	-$25,317	-68.2%
WAGES & SALARIES	$255,588	$176,370	$331,140	$265,878	-$65,262	-19.7%
Salaries and Wages Total	**$272,207**	**$199,733**	**$368,244**	**$277,665**	**-$90,579**	**-24.6%**
Operations						
MATERIALS & SUPPLIES	$89,614	$29,765	$64,813	$64,813	$0	N/A
OTHER COSTS	$863,671	$934,533	$1,103,852	$953,852	-$150,000	-13.6%
SERVICES	$6,376,058	$6,471,145	$6,493,600	$5,601,600	-$892,000	-13.7%
TRAVEL	$1,935	$3,854	$4,858	$4,858	$0	N/A
UTILITIES	$2,900	$3,399	$6,073	$6,073	$0	N/A
INTERFUND COST RECLASSIFICATION	$316,683	$252,765	$360,700	$354,023	-$6,677	-1.9%
Operations Total	**$7,650,860**	**$7,695,460**	**$8,033,896**	**$6,985,219**	**-$1,048,677**	**-13.1%**
Transfer Out						
Special Revenue Funds	$0	$568,620	$3,127,217	$627,217	-$2,500,000	-79.9%
Equipment Total	**$0**	**$568,620**	**$3,127,217**	**$627,217**	**-$2,500,000**	**-79.9%**
Equipment						
MACHINERY & EQUIPMENT	$0	$0	$0	$0	$0	N/A
LEASE PURCHASES	$1,119	$1,119	$2,000	$2,000	$0	N/A
Equipment Total	**$1,119**	**$1,119**	**$2,000**	**$2,000**	**$0**	**N/A**
Program Total	**$7,924,186**	**$8,464,932**	**$11,531,357**	**$7,892,101**	**-$1,139,256**	**N/A**

Environmental Protection and Sustainability Program

Equivalent Personnel Summary by Position Title – Environmental Protection and Sustainability Fund

POSITION TITLE	2019 ADOPTED	2020 ADOPTED	2021 ADOPTED	2022 PROPOSED	CHANGE AMOUNT	CHANGE PERCENT
Account Clerk III	0.0	1.0	1.0	0.5	-0.5	-50.0%
Environmental Program Specialist	0.0	1.0	1.0	1.0	0.0	0.0%
Recycling Program Coordinator	1.0	1.0	1.0	1.0	0.0	0.0%
Recycling Specialist III	2.0	2.0	2.0	1.0	-1.0	-50.0%
Recycling Specialist V	1.0	1.0	1.0	1.0	0.0	0.0%
Program Total	**4.0**	**6.0**	**6.0**	**4.5**	**-1.5**	**-25.0%**

Continuation Budget Changes (+/- $10,000) from FY 2021 Adopted Budget

EXPLANATION OF BUDGET CHANGES	CHANGE AMOUNT	CHANGE E/P
Salaries and Wages		
WAGES & SALARIES:		
919730A-5101 Regular Wages: Adjustment in salaries due to the Collective Bargaining Agreement increase, position reallocation, offset by a position filled at a lower level.	-$13,152	
919735A-5101 Regular Wages: Transfer 1.0 Recycling Specialist III to Disposal of Vehicles - Revolving Fund.	-$47,100	-1.0
OTHER PREMIUM PAY:		
919725A-5250 Salary Adjustments: Deletion of anticipated salary adjustment per Collective Bargaining Agreement.	-$10,045	
919730A-5250 Salary Adjustments: Deletion of anticipated salary adjustment per Collective Bargaining Agreement.	-$11,260	
Operations		
SERVICES:		
919730B-6112 Contractual Service: Budget transferred $200,000 to 919735B-6112, $192,000 to Solidwaste Operations Program; $700,000 reduction for EKO Contract.	-$1,092,000	
919735B-6112 Contractual Service: Budget transferred from 919730B-6112 for Hammerhead white goods program and for the Molokai Metals Facility/Hana/Lanai metals collection events.	$200,000	
OTHER COSTS:		
919734B-6221 Miscellaneous Other Costs: Deletion of one-time appropriation in FY 2021.	-$150,000	
INTERFUND COST RECLASSIFICATION:		
919754B-6350 Overhead Charges/Admin Cost: Adjustment based on Cost Allocation Plan.	-$30,745	
SPECIAL REVENUE FUNDS:		
919757B-7511 Special Revenue Funds: Decrease interfund for SW accounting fee service.	-$2,500,000	
Equipment		
None	$0	

Environmental Protection and Sustainability Program

Expansion Budget Request from FY 2021 Adopted Budget

EXPLANATION OF BUDGET CHANGES	CHANGE AMOUNT	CHANGE E/P
Salaries and Wages		
None		
Operations		
None		
Equipment		
None	$0	
TOTAL EXPANSION BUDGET	**$0**	**0.0**

County Grant Subsidy Detail - Environmental Protection and Sustainability Fund

Name of Grantee/Program	FY 2019 Actual	FY 2020 Actual	FY 2021 Adopted	FY 2022 Proposed
Malama Maui Nui	$155,500	$155,500	$155,500	$155,500
Go Green West Maui Recycling	$57,310	$118,220	$143,407	$143,407
Community Work Day	$216,000	$216,000	$266,000	$266,000
Green Grants Program/West Maui Green Cycle Pilot	$0	$0	$100,000	$100,000
TOTAL GRANT SUBSIDY	**$428,810**	**$489,720**	**$664,907**	**$664,097**

County Grant Subsidy Program Description

Malama Maui Nui/Community Work Day, Keep Maui Beautiful Grant

Grant to fund general and operational expenses, including a portion of administrative staff salaries, as well as IT, office supplies, and equipment maintenance.

Malama Maui Nui/Community Work Day, Go Green West Maui Recycling Grant

This grant provides for a monthly comprehensive recycling event for the community of West Maui. The event, held at the Lahaina Cannery Mall, provides collection of a large range of recyclable items, from glass, plastics, and paper, to appliances, bicycles, electronics, tires (for a fee), and scrap metal. The organization leverages several community partnerships to be able to conduct these events at a low cost.

Community Work Day/Malama Maui Nui, Keep Maui Beautiful Grant

This grant funds educational and outreach work to create behavioral change, as well as a portion of salaries for administrative staff and field crew. This includes school and community presentations, plastics reduction initiatives, community beautification events such as beach clean-ups, litter prevention outreach such as the “Uncovered Truck Law” educational event at the Central Maui landfill.

Green Grants Program/West Maui Green Cycle Pilot

This program supports innovative sustainability projects on Maui, Molokai, and Lanai.

Environmental Protection and Sustainability Program

Program Budget Summary by Fiscal Year – Solid Waste Management Fund

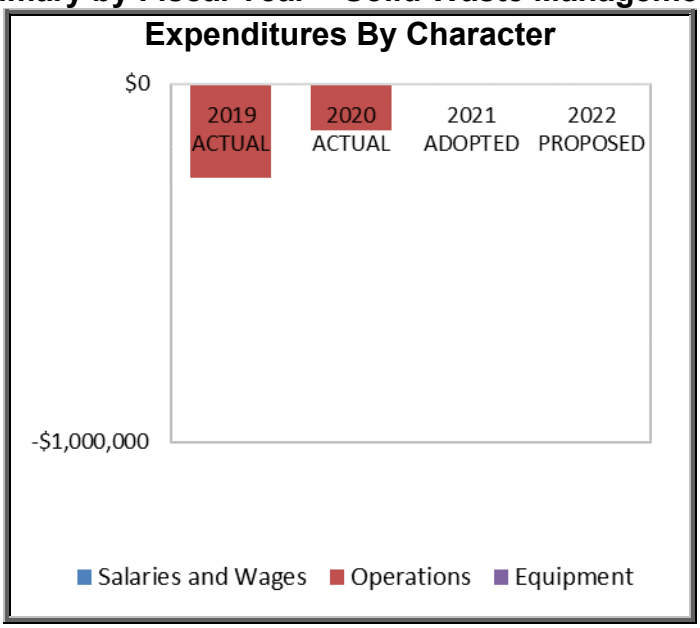

Expenditure Summary by Character & Object – Solid Waste Management Fund

CHARACTER/ OBJECT DESCRIPTION	2019 ACTUAL	2020 ACTUAL	2021 ADOPTED	2022 PROPOSED	CHANGE AMOUNT	CHANGE PERCENT
Salaries and Wages						
OTHER PREMIUM PAY	$0	$0	$0	$0	$0	N/A
WAGES & SALARIES	$0	$0	$0	$0	$0	N/A
Salaries and Wages Total	**$0**	**$0**	**$0**	**$0**	**$0**	**N/A**
Operations						
MATERIALS & SUPPLIES	$1,195	-$1,929	$0	$0	$0	N/A
OTHER COSTS	$0	$0	$0	$0	$0	N/A
SERVICES	-$266,520	-$129,424	$0	$0	$0	N/A
TRAVEL	$366	$0	$0	$0	$0	N/A
UTILITIES	$3,066	$265	$0	$0	$0	N/A
Operations Total	**-$261,892**	**-$131,088**	**$0**	**$0**	**$0**	**N/A**
Transfer Out						
Special Revenue Funds	$0	$0	$0	$0	$0	N/A
Equipment Total	**$0**	**$0**	**$0**	**$0**	**$0**	**N/A**
Equipment						
MACHINERY & EQUIPMENT	$0	$0	$0	$0	$0	N/A
LEASE PURCHASES	$0	$0	$0	$0	$0	N/A
Equipment Total	**$0**	**$0**	**$0**	**$0**	**$0**	**N/A**
Program Total	**-$261,892**	**-$131,088**	**$0**	**$0**	**$0**	**N/A**

Environmental Protection and Sustainability Program

Program Budget Summary by Fiscal Year – Grant Revenue Fund

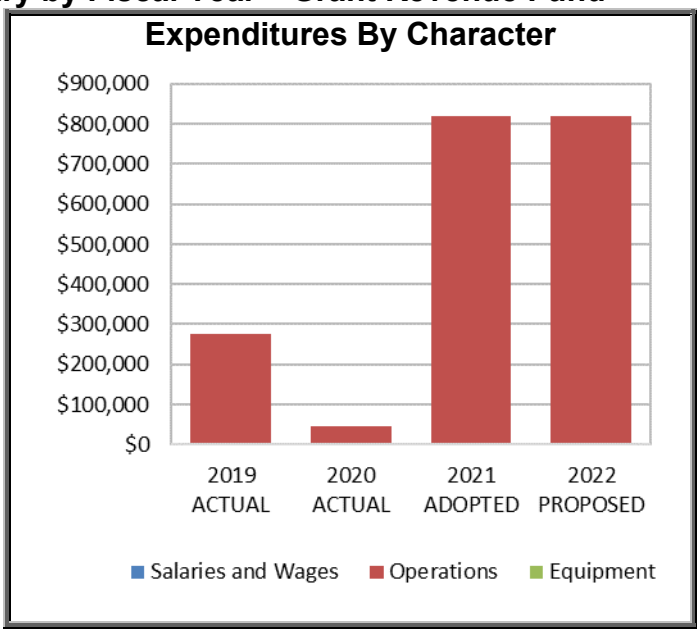

Expenditure Summary by Character & Object – Grant Revenue Fund

CHARACTER/ OBJECT DESCRIPTION	2019 ACTUAL	2020 ACTUAL	2021 ADOPTED	2022 PROPOSED	CHANGE AMOUNT	CHANGE PERCENT
Salaries and Wages						
OTHER PREMIUM PAY	$0	$0	$0	$0	$0	N/A
WAGES & SALARIES	$0	$0	$0	$0	$0	N/A
Salaries and Wages Total	**$0**	**$0**	**$0**	**$0**	**$0**	**N/A**
Operations						
OTHER COSTS	$115,390	-$115,390	$420,000	$420,000	$0	N/A
SERVICES	$160,000	$0	$0	$0	$0	N/A
SPECIAL PROJECTS	$0	$160,000	$400,000	$400,000	$0	N/A
Operations Total	**$275,390**	**$44,610**	**$820,000**	**$820,000**	**$0**	**N/A**
Equipment						
MACHINERY & EQUIPMENT	$0	$0	$0	$0	$0	N/A
Equipment Total	**$0**	**$0**	**$0**	**$0**	**$0**	**N/A**
Program Total	**$275,390**	**$44,610**	**$820,000**	**$820,000**	**$0**	**N/A**

Equivalent Personnel Summary by Position Title – Grant Revenue Fund

The EP&S Program does not have equivalent personnel funded through the Grant Revenue Fund.

Environmental Protection and Sustainability Program

Summary by Grant Award

Grant Award Name	New grant	Required County match? Yes/No and Match $ or %	FY 2019 Adopted	FY 2020 Adopted	FY 2021 Adopted	FY 2022 Proposed
Electronics Program	No	No	$400,000	$400,000	$400,000	$400,000
Deposit Beverage Container Program	No	No	$0	$0	$0	$0
Glass Recovery Program	No	No	$120,000	$120,000	$120,000	$120,000
Recycling Program – Landfill Diversion	No	No	$300,000	$300,000	$300,000	$300,000
TOTAL			**$820,000**	**$860,000**	**$820,000**	**$820,000**

Grant Award Description

Electronic Program

The State of Hawaii passed the Electronic Device Recycling Act SB 2843 in 2008. The purpose of this Act is to encourage recycling of electronic devices sold within the State. Manufacturers of covered electronic devices (CED's) and televisions (CTV's) are required to register and pay an annual fee of $5,000 to the Department of Health. The intent of the law is to support County electronic recycling programs, and Maui County receives approximately $160,000 per year from the State Department of Health to provide the Maui, Molokai, and Lanai communities with electronics collection and recycling services.

Glass Recovery Program

Act 201-94 of the State of Hawaii Revised Statues imposes an Advance Disposal Fee (ADF) of 1 ½ cents per container on all non HI5 glass containers imported into the State which is collected and put into a fund. The money collected is distributed to the counties to implement a glass recovery program to divert glass from the landfill.

Recycling Program - Landfill Diversion

Grant funds that may be provided by the State of Hawaii for potential programs such as tire disposal.

Environmental Protection and Sustainability Program

Program Budget Summary by Fiscal Year – Revolving Fund

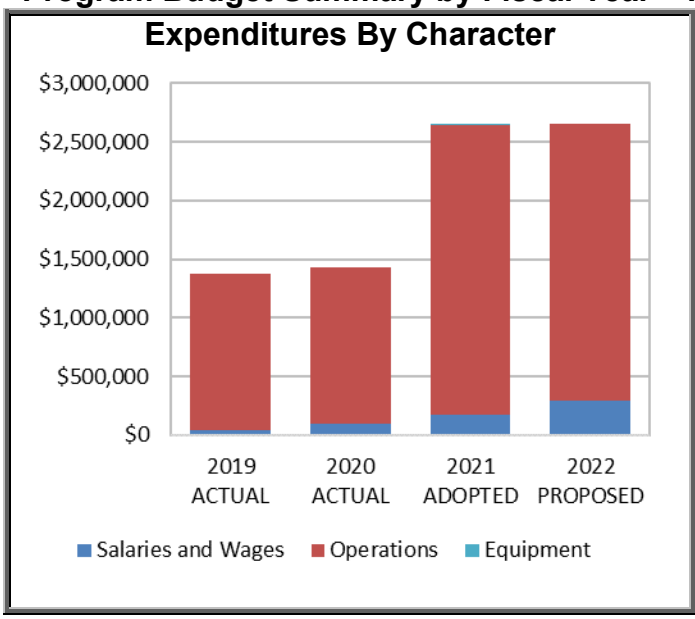

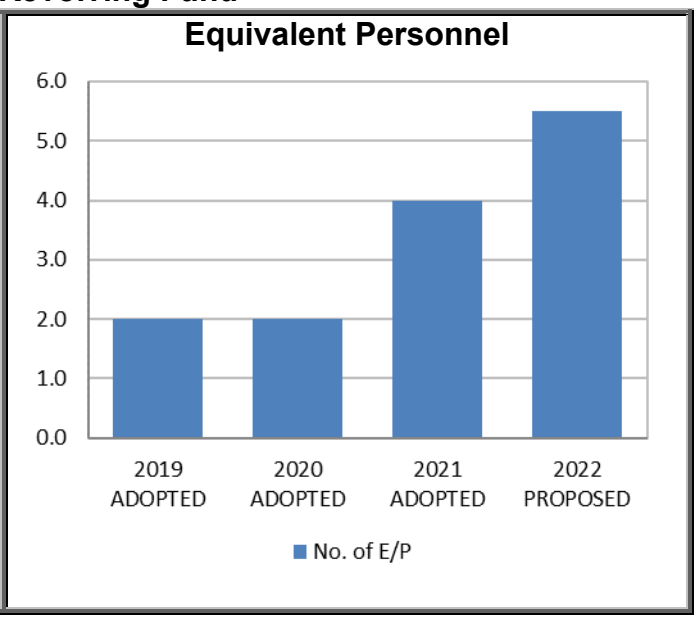

Expenditure Summary by Character & Object – Revolving Fund

CHARACTER/ OBJECT DESCRIPTION	2019 ACTUAL	2020 ACTUAL	2021 ADOPTED	2022 PROPOSED	CHANGE AMOUNT	CHANGE PERCENT
Salaries and Wages						
OTHER PREMIUM PAY	$9,226	$3,348	$19,598	$11,600	-$7,998	-40.8%
WAGES & SALARIES	$36,977	$94,012	$152,308	$277,146	$124,838	82.0%
Salaries and Wages Total	**$46,202**	**$97,360**	**$171,906**	**$288,746**	**$116,840**	**68.0%**
Operations						
MATERIALS & SUPPLIES	$1,201	$13,119	$18,800	$18,800	$0	N/A
OTHER COSTS	$206,932	$216,051	$237,500	$237,500	$0	N/A
SERVICES	$1,119,673	$1,104,644	$2,204,907	$2,104,907	-$100,000	-4.5%
TRAVEL	$180	$1,096	$2,100	$2,100	$0	N/A
UTILITIES	$1,752	$1,904	$3,628	$3,628	$0	N/A
Operations Total	**$1,329,738**	**$1,336,813**	**$2,466,935**	**$2,366,935**	**-$100,000**	**-4.1%**
Equipment						
MACHINERY & EQUIPMENT	$0	$0	$6,000	$0	-$6,000	-100.0%
Equipment Total	**$0**	**$0**	**$6,000**	**$0**	**-$6,000**	**-100.0%**
Program Total	**$1,375,940**	**$1,434,173**	**$2,644,841**	**$2,655,681**	**$10,840**	**0.4%**

Equivalent Personnel Summary by Position Title – Revolving Fund

POSITION TITLE	2019 ADOPTED	2020 ADOPTED	2021 ADOPTED	2022 PROPOSED	CHANGE AMOUNT	CHANGE PERCENT
Account Clerk III	0.0	0.0	0.0	0.5	0.5	100%
Recycling Program Assistant	1.0	1.0	3.0	3.0	0.0	0.0%
Recycling Specialist III	0.0	0.0	0.0	1.0	1.0	100%
Recycling Specialist V	1.0	1.0	1.0	1.0	0.0	0.0%
Program Total	**2.0**	**2.0**	**4.0**	**5.5**	**1.5**	**37.5%**

Finance

Mayor's Proposed Budget
FY 2022

This page has been intentionally left blank.

Department Summary

Mission

The Department of Finance developed it's vision, mission, and values statement to reflect its organizational strategy and way of working with its stakeholders.

Our mission is as follows:

- To preserve the County's strong financial position by creating and implementing responsible financial and service delivery strategies
- To effectively manage the County's financial resources and obligations and provide timely analyses, reports, and recommendations that ensure optimal economic solutions
- To deliver superior customer service in the purchasing, motor vehicle and licensing, and real property assessment and tax collection program areas

Countywide Outcome(s)

The Department of Finance supports the following countywide outcome(s):

- A Strong, Diversified Economy
- A Prepared, Safe, and Livable County

Organization Chart

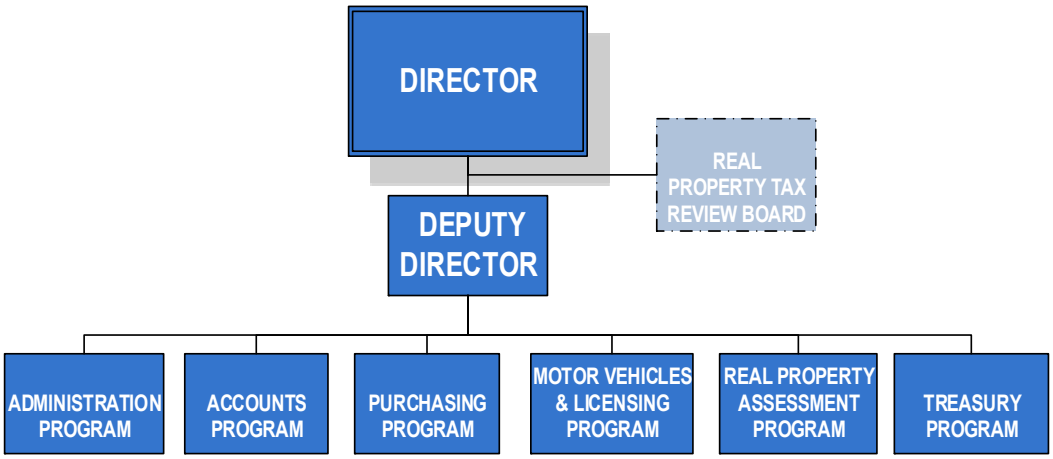

Strategies

The Department of Finance's strategic goals include:

- To provide timely, accurate and comprehensive financial reporting
- To promote the professionalism and skills of our employees
- To protect county assets and maintain effective internal controls
- To improve efficiency throughout the Department

Department Summary

Operations

The Department of Finance's operations include the following:

- Office of the Director under the Administration Program establishes policy and provides oversight, direction, and support for the implementation and review of policies and procedures for all of the five operating divisions. It also provides a wide range of other types of interdepartmental support, including: fiscal control, budgeting, economic and strategic planning, internal auditing, internal controls, and financial analysis.

- Accounts Program provides the centralized accounting and financial reporting for all County operations. Additionally, this program administers the county's accounts payable, fixed assets, and payroll responsibilities.

- Motor Vehicles and Licensing Program, formerly under the Financial Services Program, issues new and renewal driver licenses and commercial drivers licenses; new and renewal State IDs motor vehicle registrations; various county business licenses; disabled parking placards; taxi drivers permits; and dog and bicycle licenses. The Program also administers the Periodic Motor Vehicle Inspections, or safety checks to ensure vehicle compliance. The Division of Motor Vehicles & Licensing (DMVL) has seven service centers located throughout the County.

- Real Property Assessment (RPA) Program, formerly under the Financial Services Program, is the Division under the Department that is responsible for appraising and assessing all real properties in the county. The Division also maintains property ownership records, administers various exemption programs, maintains the county's Geographic Information Systems (GIS) base map, and establishes Tax Map Keys (TMK) for parcels that are designated on the GIS maps. The Department of Planning relies on this information for zoning and permit planning purposes. The Division has two service locations in the County.

- Purchasing Program administers all purchasing and contracting activities for goods and services for the County. In addition, this program provides the County departments with technical assistance and advice relating to purchasing and contracting, adheres to all procurement rules. Proposed for FY 2022, the Purchasing Division will be tasked with inventory control for Personal Protective Equipment (PPE) and other items deemed necessary for emergency purposes.

- Treasury Program is comprised of two sections: Cash, Banking, Investments, and Debt Service and Accounts Receivables and Tax Relief. The Treasury Division is charged with the design of an effective cash management, investment, and debt management program. Other activities include preparing, mailing, and collecting real property tax bills.

External Factors

The COVID-19 pandemic had a significant impact on the Department's operations across all divisions, including but not limited to the following:

On March 20, 2020, the County Council approved a budget amendment appropriating $4.0 million from the Emergency Fund for immediate assistance to address the pandemic. Subsequently, the Federal government enacted the Coronavirus Aid, Relief, and Economic Security Act ("CARES Act"), which created the Coronavirus Relief Fund for State and local Governments.

External Factors (Cont'd)

The County was allocated and received $67.0 million under the CARES Act. The Department of Finance administered the expenditures for both appropriations County's Emergency Fund and CARES Act. As of February 28, 2021, the Department of Finance processed nearly 440 departmental requests to utilize the CARES Act fund, with a total authorized amount of $65.2 million. The Finance Department's processes include authorization of the expenditures, requisitioning purchase orders, issuing request for proposals, executing grants and contracts, paying vendors, and reporting requirements. With the increased workload, the Department utilized every resource available to assist its Administration, Accounts, and Purchasing Programs

Governor David Y. Ige's First Supplementary Rules Proclamation signed on March 16, 2020, temporarily suspended specific Hawaii Revised Statutes and Hawaii Department of Transportation (HDOT) Administrative Rules. For vehicle licensing and safety check programs, a 90-day waiver on all driver's license and State Identification cards that expired between March 23, 2020 to May 15, 2020 was enacted. The 90-day waiver also applied to Commercial Driver's License (CDL) holders. Additionally, the HDOT allowed extension of the Medical Examiners Certificate (MEC) and hazardous materials endorsement expiration for motor carriers through the period of the Governor's emergency proclamation from March 4, 2020 through May 15, 2020. All in-person drivers license transactions and in-vehicle testing were also suspended by HDOT. On August 17, 2020, Maui County began administering the "Basic Vehicle Control Skills Test", an exam in lieu of a road test, where the examiners stand outside of the vehicle and scores the driver. The exam consist of four maneuvers including parallel parking, three-point turnabout, reverse two-point turnabout, and forward two-point turnabout.. Lastly, the October 1, 2020 REAL ID deadline has been extended until October 1, 2021.

The Real Property Assessment Division transitioned its Board of Review to conduct its hearings virtually and to be paperless. The Division's appraisers transitioned from the hardcopy blue prints to paperless permit processing.

Department Budget Summary by Fund

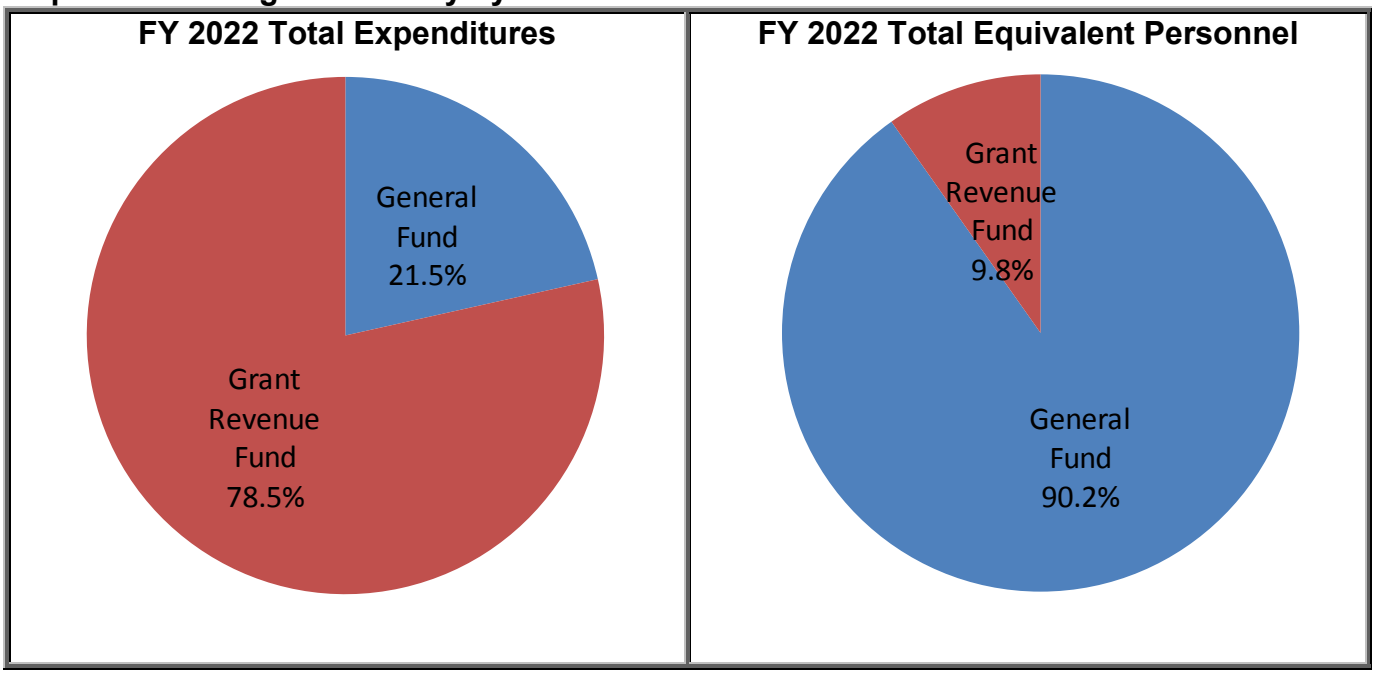

Department Summary

Department Budget Summary by Fiscal Year

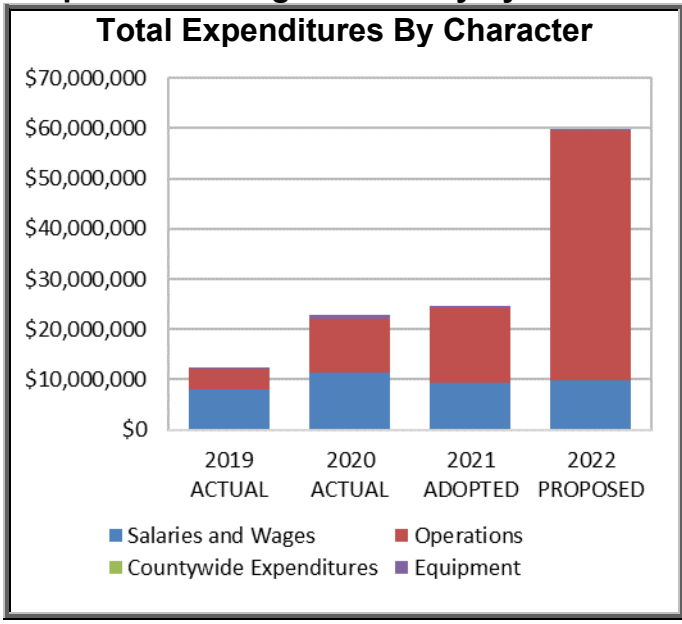

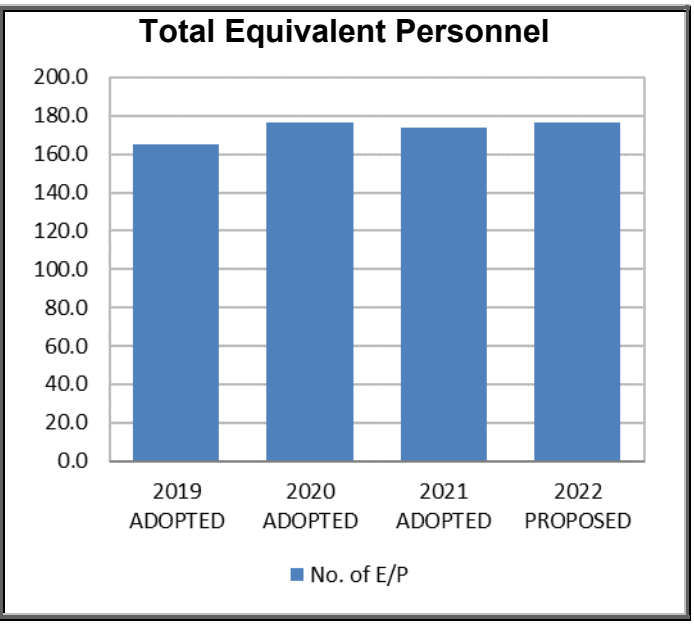

Expenditures Summary by Character & Object

CHARACTER/ OBJECT DESCRIPTION	2019 ACTUAL	2020 ACTUAL	2021 ADOPTED	2022 PROPOSED	CHANGE AMOUNT	CHANGE PERCENT
Salaries and Wages						
OTHER PREMIUM PAY	$189,653	$2,937,158	$327,792	$264,378	-$63,414	-19.3%
WAGES & SALARIES	$7,853,341	$8,392,322	$8,992,503	$9,662,129	$669,626	7.4%
Salaries and Wages Total	**$8,042,994**	**$11,329,480**	**$9,320,295**	**$9,926,507**	**$606,212**	**6.5%**
Operations						
MATERIALS & SUPPLIES	$382,305	$1,063,977	$504,891	$490,345	-$14,546	-2.9%
OTHER COSTS	$1,005,527	$4,801,110	$1,055,466	$714,604	-$340,862	-32.3%
SERVICES	$1,813,610	$3,901,320	$2,750,881	$2,680,347	-$70,534	-2.6%
SPECIAL PROJECTS	$0	$0	$10,000,000	$45,000,000	$35,000,000	350.0%
TRAVEL	$59,526	$150,523	$47,657	$47,997	$340	0.7%
UTILITIES	$34,651	$38,775	$47,304	$46,504	-$800	-1.7%
INTERFUND COST RECLASSIFICATION	$769,978	$712,261	$638,841	$713,228	$74,387	11.6%
Operations Total	**$4,065,598**	**$10,667,965**	**$15,045,040**	**$49,693,025**	**$34,647,985**	**230.3%**
Countywide Expenditures						
OTHER COSTS	$0	$0	$0	$0	$0	N/A
Countywide Expenditures Total	**$0**	**$0**	**$0**	**$0**	**$0**	**N/A**
Equipment						
LEASE PURCHASES	$4,973	$2,640	$7,600	$7,600	$0	N/A
MACHINERY & EQUIPMENT	$7,975	$929,414	$111,500	$3,000	-$108,500	-97.3%
Equipment Total	**$12,948**	**$932,054**	**$119,100**	**$10,600**	**-$108,500**	**-91.1%**
Department Total	**$12,121,540**	**$22,929,499**	**$24,484,435**	**$59,630,132**	**$35,145,697**	**143.5%**

Department Summary

Equivalent Personnel Summary by Program

PROGRAM	2019 ADOPTED	2020 ADOPTED	2021 ADOPTED	2022 PROPOSED	CHANGE AMOUNT	CHANGE PERCENT
Accounts Program	18.0	20.0	21.0	21.0	0.0	0.0%
Administration Program	8.8	10.8	11.8	12.8	1.0	8.5%
Financial Services Program	117.0	124.0	116.0	0.0	-116.0	-100.0%
Motor Vehicle Licensing Program	0.0	0.0	0.0	73.0	73.0	100%
Purchasing Program	7.0	7.0	7.0	8.0	1.0	14.286%
Real Property Assessment Program	0.0	0.0	0.0	44.0	44.0	100%
Treasury Program	14.0	15.0	18.0	18.0	0.0	0.0%
Department Total	**164.8**	**176.8**	**173.8**	**176.8**	**3.0**	**1.7%**

Administration Program

Program Description

The Administration Program includes the Office of the Director and is responsible for the overall financial administration of all county operations and has financial oversight responsibilities. It provides a wide range of countywide support activities designed to ensure fiscal responsibility. Activities include internal audits and monitoring the adequacy of internal controls. In FY 2021, with the creation of a Land Management Administrator, the Administration Program provides an oversight and assistance to other county departments in regards to land management. It also provides both administrative and personnel support to the department.

Countywide Outcome(s)

The Administration Program supports the following countywide outcome(s):

- A Strong, Diversified Economy
- A Prepared, Safe, and Livable County

Population Served

The Administration Program serves the citizens and employees of Maui County.

Services Provided

Services provided by the Administration Program include the following:

- Comprehensive financial reporting;
- Accountability for county assets;
- Implementation of countywide fiscal controls;
- Internal audits and reviews of internal controls;
- Countywide financial strategic planning;
- Countywide support for mailroom services, and;
- Countywide support for land management.

Key Activity Goals & Measures

GOALS/OBJECTIVES	SUCCESS MEASUREMENTS	FY 2020 ACTUAL	FY 2021 ESTIMATE	FY 2022 ESTIMATE
Goal #1: Safeguard the County's long-term financial health.				
1. Monitor and manage the County's key long-term liabilities and financial risks	Maintain an AA+ or better bond rating and without the use of credit enhancements such as municipal bond issuance	N/A	Yes	Yes
	Unreserved fund balance in months of operating expenditures	N/A	2	2
	% of Emergency Fund Balance from the General Fund operating expenditures	N/A	20%	25%
	Ratio of annual debt service to operational expenditures does not to exceed 10% of the operating expenditures	N/A	Yes	Yes

Key Activity Goals & Measures (Cont'd)

GOALS/OBJECTIVES	SUCCESS MEASUREMENTS	FY 2020 ACTUAL	FY 2021 ESTIMATE	FY 2022 ESTIMATE
Goal #1: Safeguard the County's long-term financial health. (Cont'd)				
1. Monitor and manage the County's key long-term liabilities and financial risks (Cont'd)	Ratio of net bonded debt to assessed property value does not exceed 10% of real property value	N/A	Yes	Yes
	Net bonded debt per capital does not exceed $2,500 per capita	N/A	Yes	Yes
Goal #2: Provide high quality financial services.				
1. Effectively manage the County's assets through preparation and maintenance of perpetual inventory of all owned, leased, rented, or County-controlled lands and equipment	% of real property inputted into the county's database systems	96%	90%	93%
	Complete real properly reconciliation annually	Yes	Yes	Yes
2. Obtain and scan all supporting real property documentation (i.e. leases, deeds, executive orders, etc.) into the County's database system	% of documents scanned into the system	96%	90%	92%

Key Activity Goals & Measures (Cont'd)

GOALS/OBJECTIVES	SUCCESS MEASUREMENTS	FY 2020 ACTUAL	FY 2021 ESTIMATE	FY 2022 ESTIMATE
Goal #3: Invest in and value our employees.				
1. Provide regular and constructive feedback to employees on their performance in meeting established goals	% of employees who agree with statement: My supervisor works with me to set defined performance objectives that are monitored and measured throughout the performance appraisal cycle	N/A	75%	80%
	% of employees with completed performance evaluations	N/A	75%	80%
	% of employees who agree with statement: I receive guidance and coaching from my supervisor to help me reach my performance goals	N/A	75%	80%
2. Provide high-value educational and training opportunities to facilitate success	Conduct annual department-wide employee training workshop	Yes	Yes	Yes
Goal #4: Manage the Department effectively and efficiently.				
1. Support department hiring, payroll, human resources, finance, contracts, and operational needs	% of recruitments completed within 100 days	N/A	90%	90%
	% of employees who respond that department is well-managed	N/A	75%	80%
	% of employees who respond that they have the necessary tools to do their work	N/A	75%	80%
2. Increase efficiency and effectiveness of key departmental operational processes	% of documented operational policies and procedures	N/A	50%	60%
	% of divisions who completed and implemented operational deadline checklist	N/A	75%	80%

Key Activity Goals & Measures (Cont'd)

GOALS/OBJECTIVES	SUCCESS MEASUREMENTS	FY 2020 ACTUAL	FY 2021 ESTIMATE	FY 2022 ESTIMATE
Goal #4: Manage the Department effectively and efficiently. (Cont'd)				
3. Eliminate paper forms and adopt paperless office operation	% of online-fillable forms completed by 2022 for all divisions	N/A	25%	40%
4. Implement solutions to upgrade and replace agency software platforms	Go-live with iNovah cashiering system for utilities	N/A	N/A	Yes
Goal #5: Protect the County's assets, assist in ensuring financial statement reliability, promotion of operational efficiency, and encouraging compliance with management's directives through building understanding and awareness of internal controls, and by identifying & strengthening the effectiveness of internal control systems.				
1. Review and assess processes with high risk as it relates to protection of county assets	Review of the processes indicate sufficient controls and policies and procedures are adhered to	N/A	75%	80%
2. Develop/Maintain a recurring (quarterly/annual) internal control review schedule	Complete various internal control reviews as scheduled	N/A	100%	100%
3. Review audit findings and assist departments, where necessary, to minimize repeat findings	Meet with affected departments to review audit findings as they relate to internal control and assist in improving internal control processes	N/A	Yes	Yes

Administration Program

Program Budget Summary by Fiscal Year – General Fund

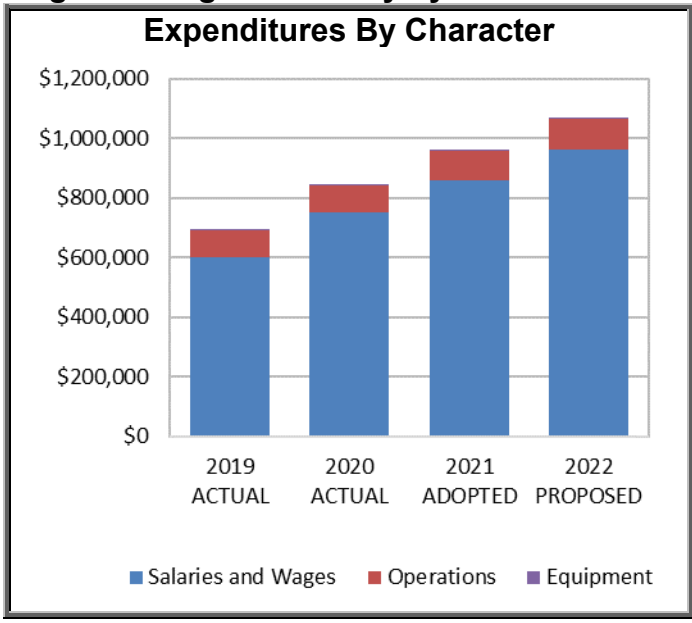

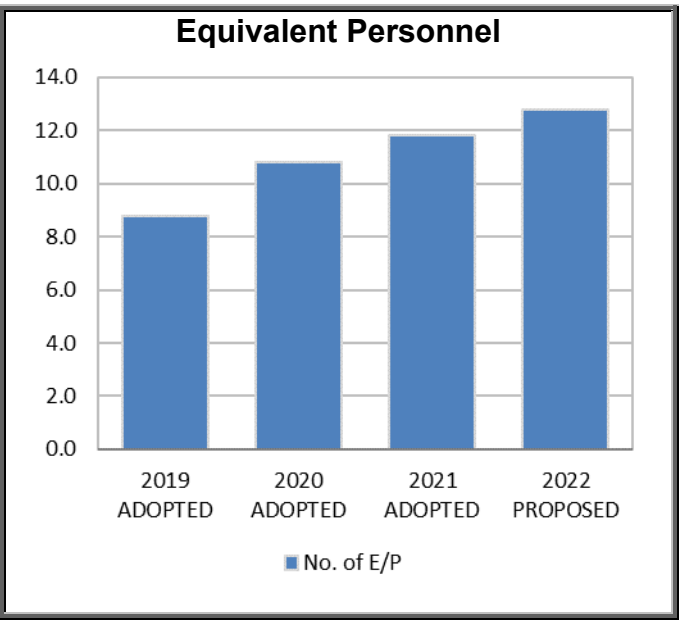

Expenditures Summary by Character & Object – General Fund

CHARACTER/ OBJECT DESCRIPTION	2019 ACTUAL	2020 ACTUAL	2021 ADOPTED	2022 PROPOSED	CHANGE AMOUNT	CHANGE PERCENT
Salaries and Wages						
OTHER PREMIUM PAY	$7,117	$0	$4,960	$4,960	$0	N/A
WAGES & SALARIES	$591,987	$751,622	$852,746	$958,389	$105,643	12.4%
Salaries and Wages Total	**$599,104**	**$751,622**	**$857,706**	**$963,349**	**$105,643**	**12.3%**
Operations						
MATERIALS & SUPPLIES	$14,891	$9,724	$9,862	$10,162	$300	3.0%
OTHER COSTS	$14,287	$14,735	$8,100	$17,250	$9,150	113.0%
SERVICES	$46,660	$36,880	$50,350	$42,000	-$8,350	-16.6%
TRAVEL	$12,429	$27,624	$30,000	$30,000	$0	N/A
UTILITIES	$2,111	$2,706	$3,300	$2,500	-$800	-24.2%
Operations Total	**$90,378**	**$91,667**	**$101,612**	**$101,912**	**$300**	**0.3%**
Equipment						
LEASE PURCHASES	$57		$1,500	$1,500	$0	N/A
MACHINERY & EQUIPMENT		$1,392	$1,500	$1,500	$0	N/A
Equipment Total	**$57**	**$1,392**	**$3,000**	**$3,000**	**$0**	**N/A**
Program Total	**$689,540**	**$844,682**	**$962,318**	**$1,068,261**	**$105,943**	**11.0%**

Administration Program

Equivalent Personnel Summary by Position Title – General Fund

POSITION TITLE	2019 ADOPTED	2020 ADOPTED	2021 ADOPTED	2022 PROPOSED	CHANGE AMOUNT	CHANGE PERCENT
Administrative Officer	1.0	1.0	1.0	1.0	0.0	0.0%
Clerk I	0.8	0.8	0.8	0.8	0.0	0.0%
Clerk III	1.0	1.0	1.0	1.0	0.0	0.0%
Deputy Director	1.0	1.0	1.0	1.0	0.0	0.0%
Director	1.0	1.0	1.0	1.0	0.0	0.0%
Internal Control Analyst I	1.0	1.0	1.0	1.0	0.0	0.0%
Internal Control Officer	1.0	1.0	1.0	1.0	0.0	0.0%
Land Management Administrator	0.0	0.0	1.0	1.0	0.0	0.0%
Personnel Assistant II	1.0	1.0	1.0	1.0	0.0	0.0%
Private Secretary	1.0	1.0	1.0	1.0	0.0	0.0%
Real Property Management Specialist I	0.0	1.0	1.0	1.0	0.0	0.0%
Real Property Management Specialist V	0.0	1.0	1.0	1.0	0.0	0.0%
Tax Clerk	0.0	0.0	0.0	1.0	1.0	100%
Program Total	**8.8**	**10.8**	**11.8**	**12.8**	**1.0**	**8.5%**

Continuation Budget Changes (+/- $10,000) from FY 2021 Adopted Budget

EXPLANATION OF BUDGET CHANGES	CHANGE AMOUNT	CHANGE E/P
Salaries and Wages		
WAGES & SALARIES:		
907014A-5101 Regular Wages: Adjustment in salaries due to the Collective Bargaining Agreement, step movement, position filled at a lower level, and increase Land Management Administrator to full year salary for expansion position approved in FY 2021.	$82,083	0.0
Operations		
None	$0	
Equipment		
None	$0	

Expansion Budget Request from FY 2021 Adopted Budget

EXPLANATION OF BUDGET CHANGES	CHANGE AMOUNT	CHANGE E/P
Salaries and Wages		
WAGES & SALARIES:		
907014A-5101 Regular Wages: Proposed expansion position in FY 2022 for Tax Clerk.	$23,560	1.0
Operations		
MATERIALS & SUPPLIES:		
907014B-6060 Small Equipment - under $1000: Related operation costs for the proposed expansion position.	$300	
Equipment		
MACHINERY & EQUIPMENT:		
907014C-7042 Office Equipment: Purchase workstation for the proposed expansion position.	$1,500	
TOTAL EXPANSION BUDGET	**$25,360**	**1.0**

Administration Program

Program Budget Summary by Fiscal Year – Grant Revenue Fund

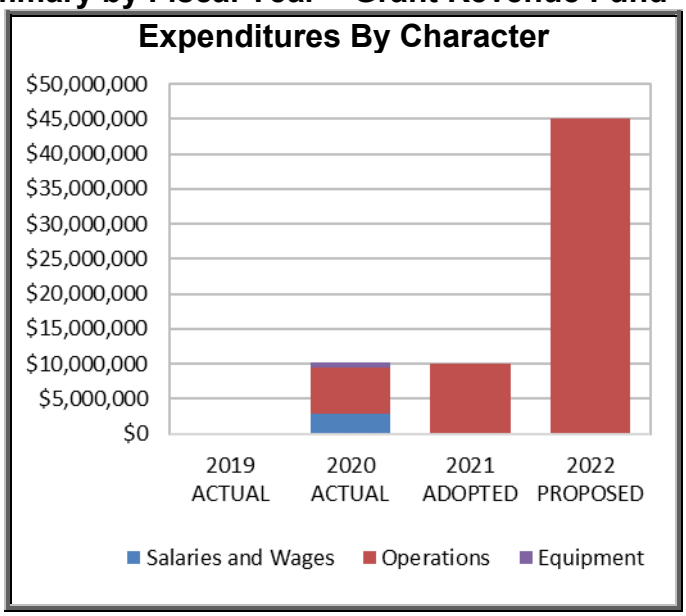

Expenditures Summary by Character & Object – Grant Revenue Fund

CHARACTER/ OBJECT DESCRIPTION	2019 ACTUAL	2020 ACTUAL	2021 ADOPTED	2022 PROPOSED	CHANGE AMOUNT	CHANGE PERCENT
Salaries and Wages						
OTHER PREMIUM PAY	$0	$2,819,322	$0	$0	$0	N/A
WAGES & SALARIES	$0	$8,988	$0	$0	$0	N/A
Salaries and Wages Total	**$0**	**$2,828,310**	**$0**	**$0**	**$0**	**N/A**
Operations						
MATERIALS & SUPPLIES	$0	$688,747	$0	$0	$0	N/A
OTHER COSTS	$0	$3,877,514	$0	$0	$0	N/A
SERVICES	$0	$1,889,398	$0	$0	$0	N/A
SPECIAL PROJECTS	$0	$0	$10,000,000	$45,000,000	$35,000,000	350.0%
TRAVEL	$0	$101,358	$0	$0	$0	N/A
UTILITIES	$0	$2,786	$0	$0	$0	N/A
Operations Total	**$0**	**$6,559,803**	**$10,000,000**	**$45,000,000**	**$35,000,000**	**350.0%**
Equipment						
MACHINERY & EQUIPMENT	$0	$880,232	$0	$0	$0	N/A
Equipment Total	**$0**	**$880,232**	**$0**	**$0**	**$0**	**N/A**
Program Total	**$0**	**$10,268,345**	**$10,000,000**	**$45,000,000**	**$35,000,000**	**350.0%**

Equivalent Personnel Summary by Position Title – Grant Revenue Fund

The Administration Program does not have equivalent personnel funded through the Grant Revenue Fund.

Administration Program

Summary by Grant Award

Grant Award Name	New grant	Required County match? Yes/No and Match $ or %	FY 2019 Adopted	FY 2020 Adopted	FY 2021 Adopted	FY 2022 Proposed
COVID-19 Response Funds	No	No	$0	$0	$10,000,000	$10,000,000
American Rescue Plan Act of 2021	Yes	No	$0	$0	$0	$35,000,000
TOTAL			**$0**	**$0**	**$10,000,000**	**$45,000,000**

Grant Award Description

COVID-19 Response Funds

To allow the County to appropriate funds received from various sources relating to COVID-19 response.

American Rescue Plan Act of 2021

A $1.9 trillion economic stimulus bill passed by the 117th United States Congress and signed into law by President Biden on March 11, 2021. Its purpose is to speed up the United States' recovery from the economic and health effect of the COVID-19 pandemic and the ongoing recession.

Accounts Program

Program Description

The Accounts Division is primarily responsible for the maintenance and management of the financial reporting functions of the County, including accounts payable and payroll processing. In addition, the Accounts Division is responsible for the preparation of the Comprehensive Annual Financial Report ("CAFR") and Single Audit Report.

Countywide Outcome(s)

The Accounts Program supports the following countywide outcome(s):

- A Strong, Diversified Economy
- A Prepared, Safe, and Livable County

Population Served

The Accounts Program serves County vendors, employees, citizens of the County of Maui, County bondholders, and banking institutions.

Services Provided

The Accounts Program provides centralized accounting and financial reporting for all County operations, accounts payable, fixed assets, and payroll processing and administration.

Key Activity Goals & Measures

GOALS/OBJECTIVES	SUCCESS MEASUREMENTS	FY 2020 ACTUAL	FY 2021 ESTIMATE	FY 2022 ESTIMATE
Goal #1: Using appropriate accounting procedures, prepare timely, reliable, accurate, and user-friendly financial reports/documents employing best-recognized accounting principles and standards.				
1. Prepare the CAFR consistent with the criteria established by the GFOA for its Certificate of Achievement for Excellence in Financial Reporting Program	Receive the Certification of Achievement for Excellence in Financial Reporting	Yes	Yes	Yes
	Complete annual CAFR by December 31st	Yes	Yes	Yes
2. Ensure that the CAFR accurately reports the financial condition of the County of Maui	Receive a "clean" auditor opinion on the CAFR	Yes	Yes	Yes
	# of findings of "material weakness" in the annual CAFR	1	0	0
3. Timely completion of the Single Audit Report	Single Audit Report completed by March 31st	Yes	Yes	Yes
4. No "material weaknesses" found in the Auditor's findings on the Single Audit Report	# of "material weaknesses" found in the Single Audit Report	0	0	0

Accounts Program

Key Activity Goals & Measures (Cont'd)

GOALS/OBJECTIVES	SUCCESS MEASUREMENTS	FY 2020 ACTUAL	FY 2021 ESTIMATE	FY 2022 ESTIMATE
Goal #2: Maintain the integrity of the county accounting system to ensure that accurate and timely financial and accounting information is provided to all county departments.				
1. Complete the monthly closing process within ten business days of month-end	% of monthly closing processes completed within ten business days of month-end	67%	100%	100%
	% of month-end financial reports completed and accessible within ten business days of month end	85%	100%	100%
2. Reconcile all bank accounts (excluding payroll), including identifying and resolving all general ledger reconciliation discrepancies within 30 days from completion of the bank reconciliation report	% of bank accounts reconciled within a month from receipt of bank statement	85%	100%	100%
3. Transmit quarterly reports to the County Council by the deadlines set by Chapter 3.08 Maui County Code (MCC)	% of quarterly reports completed and transmitted within the deadlines set by the MCC	100%	100%	100%
Goal #3: Enhance the internal control processes of the payroll system to ensure accuracy and reliability of payroll records.				
1. Process payroll by established pay dates while reducing payroll transaction error rates	% of payroll processed within the established pay dates	100%	100%	100%
	% of payroll checks processed annually with error (voided checks)	≤1%	≤1%	≤1%
2. Reconcile payroll bank account within 30 days from receipt of the bank statement	% of payroll bank account reconciled within 30 days from receipt of bank statement	80%	100%	100%

Accounts Program

Key Activity Goals & Measures (Cont'd)

GOALS/OBJECTIVES	SUCCESS MEASUREMENTS	FY 2020 ACTUAL	FY 2021 ESTIMATE	FY 2022 ESTIMATE
Goal #3: Enhance the internal control processes of the payroll system to ensure accuracy and reliability of payroll records (Cont'd).				
3. Process payroll checks accurately by reducing payroll transaction error rate and manual payroll payments generated	% of payroll overpayment checks processed annually	≤1%	<1%	≤1%
	% of manual checks cut vs. system-generated checks	≤1%	<1%	≤1%
4. Conduct department-wide payroll audits	% of departments audited annually	100%	100%	100%
5. Timely processing of worker compensation claims	Average # of claims processed per month	40	40	35
Goal #4: Ensure timely, accurate, and efficient disbursement of payments, maintenance of payment archival records & inventory system, and preparation and filing of year-end tax information returns.				
1. Maintain the % of accounts payable transactions processed within 14 calendar days from the date of receipt	% of accounts payable transactions processed within 14 calendar days from date of receipt	100%	100%	100%
2. Prepare and file year-end tax information returns timely	% of 1099-Misc./Interest Forms completed prior to due date	100%	100%	100%
3. Reconcile all fixed assets in the county's database system	Complete fixed asset reconciliation annually	Yes	Yes	Yes
Goal #5: Improve customer satisfaction through strengthened delivery of accounting and payroll services.				
1. Conduct departmental payroll "Super User" meetings quarterly	# of quarterly "Super User" meetings held	4	4	4
2. Respond to customer inquiries and complaints timely	% of payroll inquiries and/or complaints resolved within two business days	90%	100%	100%
	% of accounts payable inquiries and/or complaints resolved within an average of three business days	90%	100%	100%
	% of general ledger inquiries and/or complaints resolved within two business days	90%	100%	100%

Accounts Program

Key Activity Goals & Measures (Cont'd)

GOALS/OBJECTIVES	SUCCESS MEASUREMENTS	FY 2020 ACTUAL	FY 2021 ESTIMATE	FY 2022 ESTIMATE
Goal #5: Improve customer satisfaction through strengthened delivery of accounting and payroll services (Cont'd)				
3. Increase timeliness of turn-around time for contract/grant certifications	Average # of days for processing of contract/grant certifications	≤ 5	≤ 5	≤ 5
Goal #6: Develop and advocate policies, procedures, standards, and practices that promote improved countywide fiscal management.				
1. Provide departments with training on fiscal, accounting compliance, and internal controls to improve and promote sound business practices	Provide quarterly departmental training sessions	0	2	2
2. Provide departments and agencies with access to financial management, accounting guidelines and regulations	# of accounting policies and procedures published in the county's Intranet annually	0	2	2
3. Review divisional staff workload/processes to identify areas where strategic changes can be implemented to reduce overtime	# of process areas identified for improvement annually	1	3	3
Goal #7: Focus on recruiting, training, and retaining a diverse workforce of employees to work in a welcoming environment that promotes trust, recognition, and accountability.				
1. Reduce the annual employee turnover rate	Divisional employee turnover rate	0%	< 5%	< 5%
2. Improve efficiency by annually evaluating staffing levels and positions	% of position descriptions reviewed annually	85%	100%	100%
3. Ensure that all employee performance appraisals are current	% of employees for whom performance appraisals are current	50%	100%	100%

Accounts Program

Program Budget Summary by Fiscal Year – General Fund

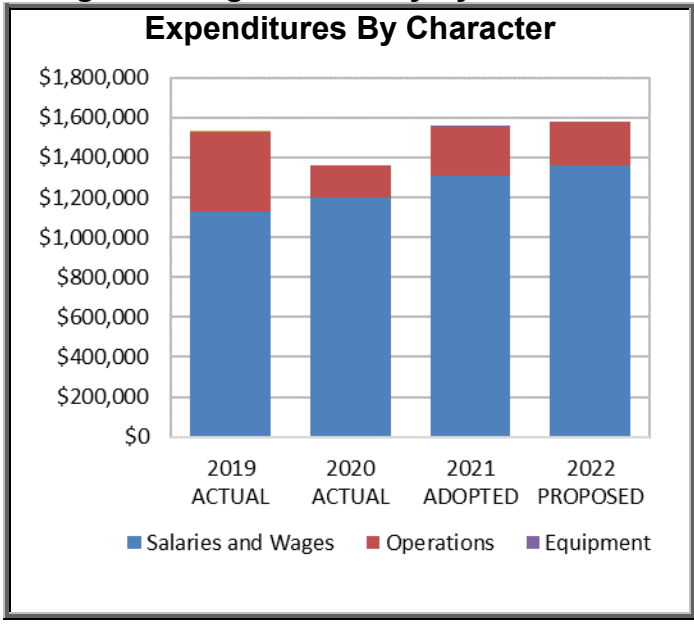

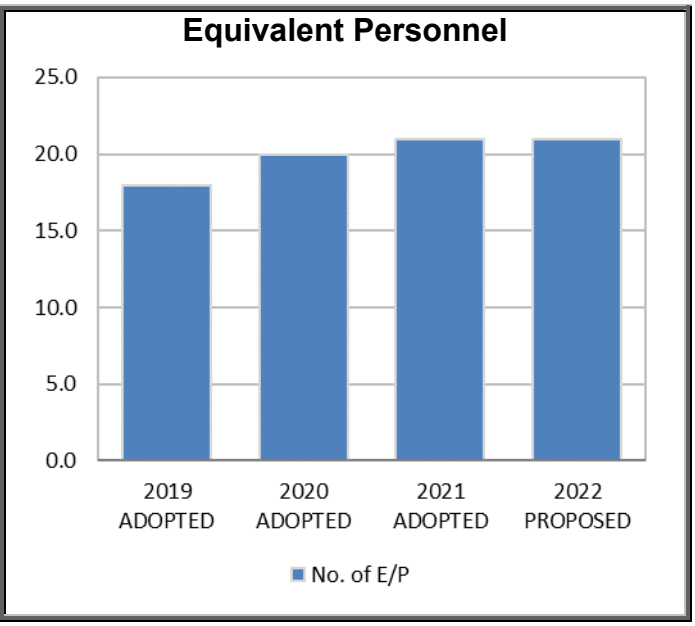

Expenditures Summary by Character & Object – General Fund

CHARACTER/ OBJECT DESCRIPTION	2019 ACTUAL	2020 ACTUAL	2021 ADOPTED	2022 PROPOSED	CHANGE AMOUNT	CHANGE PERCENT
Salaries and Wages						
OTHER PREMIUM PAY	$138,624	$67,592	$56,050	$46,050	-$10,000	-17.8%
WAGES & SALARIES	$992,265	$1,133,702	$1,251,085	$1,316,760	$65,675	5.2%
Salaries and Wages Total	**$1,130,889**	**$1,201,294**	**$1,307,135**	**$1,362,810**	**$55,675**	**4.3%**
Operations						
MATERIALS & SUPPLIES	$11,110	$15,079	$15,850	$15,850	$0	N/A
OTHER COSTS	$23,245	$20,520	$22,150	$22,150	$0	N/A
SERVICES	$357,336	$124,040	$205,200	$180,200	-$25,000	-12.2%
TRAVEL	$2,369	$677	$0	$0	$0	N/A
UTILITIES	$501	$697	$1,000	$1,000	$0	N/A
Operations Total	**$394,561**	**$161,012**	**$244,200**	**$219,200**	**-$25,000**	**-10.2%**
Equipment						
MACHINERY & EQUIPMENT			$1,500	$0	-$1,500	-100.0%
Equipment Total	**$0**	**$0**	**$1,500**	**$0**	**-$1,500**	**-100.0%**
Program Total	**$1,525,450**	**$1,362,307**	**$1,552,835**	**$1,582,010**	**$29,175**	**1.9%**

Equivalent Personnel Summary by Position Title – General Fund

POSITION TITLE	2019 ADOPTED	2020 ADOPTED	2021 ADOPTED	2022 PROPOSED	CHANGE AMOUNT	CHANGE PERCENT
Accountant I	3.0	3.0	3.0	3.0	0.0	0.0%
Accountant II	1.0	1.0	1.0	1.0	0.0	0.0%
Accountant III	3.0	3.0	4.0	4.0	0.0	0.0%
Accountant IV		2.0	2.0	2.0	0.0	0.0%
Accountant V	1.0	1.0	1.0	1.0	0.0	0.0%
Accounting System Administrator	1.0	1.0	1.0	1.0	0.0	0.0%

Accounts Program

Equivalent Personnel Summary by Position Title – General Fund (Cont'd)

POSITION TITLE	2019 ADOPTED	2020 ADOPTED	2021 ADOPTED	2022 PROPOSED	CHANGE AMOUNT	CHANGE PERCENT
Assistant Accounting System Administrator	1.0	1.0	1.0	1.0	0.0	0.0%
Control Accounts Clerk	2.0	2.0	2.0	2.0	0.0	0.0%
Financial System Analyst	1.0	1.0	1.0	1.0	0.0	0.0%
Payroll Manager	1.0	1.0	1.0	1.0	0.0	0.0%
Pre-Audit Clerk I	1.0	1.0	1.0	1.0	0.0	0.0%
Pre-Audit Clerk II	3.0	3.0	3.0	3.0	0.0	0.0%
Program Total	**18.0**	**20.0**	**21.0**	**21.0**	**0.0**	**0.0%**

Continuation Budget Changes (+/- $10,000) from FY 2021 Adopted Budget

EXPLANATION OF BUDGET CHANGES	CHANGE AMOUNT	CHANGE E/P
Salaries and Wages		
WAGES & SALARIES:		
907022A-5101 Regular Wages: Adjustment in salaries due Collective Bargaining Agreement, position filled at a lower step, position reallocation, and increase Accountant II to full year salary for expansion position approved in FY 2021.	$65,675	0.0
OTHER PREMIUM PAY:		
907022A-5205 Overtime: Deletion of one-time appropriation for upgrade for IFAS to the OneSolution platform.	-$20,000	0.0
Operations		
SERVICES:		
907022B-6132 Professional Services: Deletion of one-time appropriation in FY 2021 for IFAS upgrade.	-$50,000	
Equipment		
None	$0	

Expansion Budget Request from FY 2021 Adopted Budget

EXPLANATION OF BUDGET CHANGES	CHANGE AMOUNT	CHANGE E/P
Salaries and Wages		
OTHER PREMIUM PAY:		
907022A-5205 Overtime: Additional funding due to IFAS upgrade may crossover into FY 2022.	$10,000	
Operations		
SERVICES:		
907022B-6132 Professional Services: Additional funding due to IFAS upgrade may crossover into FY 2022	$25,000	
Equipment		
None	$0	
TOTAL EXPANSION BUDGET	**$35,000**	**0.0**

Financial Services Program – RPA

Program Description

The Real Property Assessment ("RPA") Division is funded under the Financial Services Program. The RPA Division is responsible for assessing all real property in the County of Maui. The RPA Division also maintains property ownership records, administers various exemptions and use programs, maintains the county's GIS base map, and establishes TMK for parcels that are designated on the county's GIS maps. The Department of Planning relies on information from RPA for zoning and permit planning purposes. The RPA has two service locations in the County of Maui.

Countywide Outcome(s)

The Financial Services Program – RPT supports the following countywide outcome(s):

- A Strong, Diversified Economy
- A Prepared, Safe, and Livable County

Population Served

The RPA Division serves approximately 155,000 residents and non-residents of Maui County.

Services Provided

The RPA Division provides property assessments, exemptions, and GIS base layer and mapping.

Key Activity Goals & Measures

GOALS/OBJECTIVES	SUCCESS MEASUREMENTS	FY 2020 ACTUAL	FY 2021 ESTIMATE	FY 2022 ESTIMATE
Goal #1: Increase public awareness by providing educational seminars and enhanced notices.				
1. Conduct at least four public sessions annually to educate the public about services provided	# of public sessions conducted annually	16	4	N/A
2. Provide excellent customer service at the Service Center	% of satisfaction survey results returned as useful	N/A	100%	N/A
Goal #2: Improve the efficiency and accuracy of assessments.				
1. Meet IAAO standard for assessment accuracy by maintaining a median ratio between 90% - 110%.	Annual sales ratio study median ratio = assessed value to sales price	Yes	Yes	N/A
2. Complete residential sales comparison approach models for the 2020 assessment	Posted values meet IAAO standards for accuracy (median ratio between 90% and 110%) and uniformity (coefficient of dispersion of less than 16)	Yes	4	N/A
Goal #3: Strengthen and support the professionalism and skills of our workforce by providing educational and training opportunities.				
1. Provide staff with IAAO continuing education classes	% who complete IAAO continuing education classes	53%	100%	N/A

Key Activity Goals & Measures (Cont'd)

GOALS/OBJECTIVES	SUCCESS MEASUREMENTS	FY 2020 ACTUAL	FY 2021 ESTIMATE	FY 2022 ESTIMATE
Goal #3: Strengthen and support the professionalism and skills of our workforce by providing educational and training opportunities (Cont'd)				
2. Provide staff with at least eight (8) "in-house" training sessions annually	# of training sessions completed	21	21	N/A
3. Provide staff with continuing education courses to maintain their IAAO designations (14 hours per year)	# of course hours completed per employee	28	28	N/A
Goal #4: Focus on enforcement and compliance efforts for home exemption and condominium use programs, agricultural dedication, and agricultural use.				
1. Increase the rate of compliance reviews for the home exemption program	Amount of enforcement revenue	$148,559	$200,000	N/A
2. Meet rules and regulations requirement for all parcels receiving an agricultural dedication to be inspected each year	% of 535 parcels that are inspected	100%	100%	N/A
3. Meet IAAO standard for property characteristics verification of agricultural parcels that receive "agricultural use" which is at least once every six (6) years	% of 666 parcels that are inspected	100%	100%	N/A

Financial Services Program - DMVL

Program Description

The Division of Motor Vehicle and Licensing ("DMVL") is funded under the Financial Services Program. DMVL provides direct service to the citizens of Maui County by issuing new and renewal driver licenses, motor vehicle registrations, various county business licenses, disabled parking placards, taxi drivers' permits, and dog and bicycle licenses. DMVL collects payments on behalf of the Department of Water Supply and Department of Environmental Management for water and sewer fees, respectively. Administered on behalf of the State of Hawaii are commercial driver licensing, periodic motor vehicle inspection, state identification issuance, issuance of disabled person's parking placards, and the collection of motor vehicle registration fees and weight taxes.

Countywide Outcome(s)

The Financial Services Program – DMVL supports the following countywide outcome(s):

- A Strong, Diversified Economy
- A Prepared, Safe, and Livable County

Population Served

The DMVL serves the general and driving public, vehicle dealerships, bicycle and moped dealers, car rental agencies, various federal agencies, and other state and local government entities.

Services Provided

The DMVL administers motor vehicle and licensing laws.

Key Activity Goals & Measures

GOALS/OBJECTIVES	SUCCESS MEASUREMENTS	FY 2020 ACTUAL	FY 2021 ESTIMATE	FY 2022 ESTIMATE
Goal #1: Strengthen and support the professionalism and skills of our workforce.				
1. Increase the rate of trainings conducted annually	% of supervisory developmental training plans completed	100%	100%	N/A
	% of employees developmental training plans completed	100%	100%	N/A
Goal #2: Improve services to major population centers by efficiently allocating the provisioning of DMVL services between the main and other satellite offices, and providing convenient portals for citizens to access DMVL services.				
1. Efficiently allocate the provisioning of DMVL services between the main and satellite offices to improve service to major population centers	% of total customers served by the main office	54%	45%	N/A
	% of total customers served by satellite offices	46%	55%	N/A
2. Increase the rate of vehicle registrations completed through alternative service portals	% of vehicle registrations completed using self-service terminals	16%	30%	N/A
	% of online vehicle registration transactions	21%	15%	N/A

Financial Services Program - DMVL

Key Activity Goals & Measures (Cont'd)

GOALS/OBJECTIVES	SUCCESS MEASUREMENTS	FY 2020 ACTUAL	FY 2021 ESTIMATE	FY 2022 ESTIMATE
Goal #3: Ensure that vehicle documents and driver credentials are issued in an accurate, secure, and efficient manner through proper verification of applicant identities, authentication of documents, and employees completion of annual fraudulent document recognition training.				
1. Increase the # of applicant identities verified through the Identity Management System (IMS) annually	# of applicant identities verified through the Identity Management System (IMS)	83,034	75,000	N/A
2. Maintain the rate of employees who completed the annual fraudulent document recognition training at 100%	% of employees who completed the annual fraudulent document recognition training	100%	100%	N/A
Goal #4: Enhance the delivery of services to our customers.				
1. Reduce customer wait times	Achieve the proper balance of force & process efficiency to load to implement a 30-minute average wait time ("AWT") standard at all DMVL locations			
	Service Center	43 min AWT	45 min AWT	N/A
	Kihei	34 min AWT	35 min AWT	N/A
	Lahaina	16 min AWT	25 min AWT	N/A
	Pukalani	25 min AWT	40 min AWT	N/A
Goal #5: Strengthen security and safety measures at all DMVL offices through safety awareness training and compliance with the Social Security Administration (SSA) and privacy requirements and safeguards.				
1. Complete Safety Awareness training annually	% of employees who completed the annual Safety Awareness training	100%	100%	N/A
2. Comply with Department of Transportation (DOT) "Access Control Standards"	% of offices in compliance with DOT "Access Control Standards"	100%	100%	N/A
Goal #6: Promote traffic safety by ensuring new drivers are qualified and competent to operate motor vehicles on public roadways.				
1. Increase the # of new driver licenses issued annually based on knowledge and road skills tests	# of new driver licenses issued annually	6,934	9,500	N/A

Financial Services Program

Program Budget Summary by Fiscal Year – General Fund

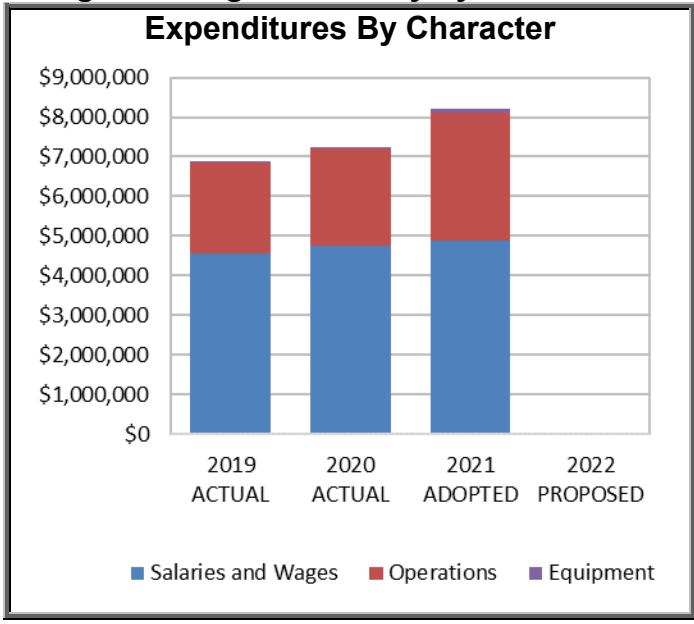

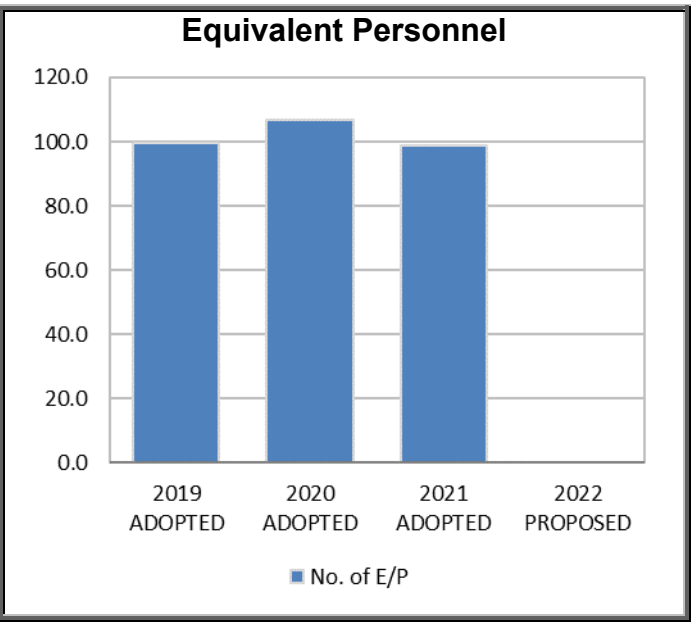

Expenditures Summary by Character & Object – General Fund

CHARACTER/ OBJECT DESCRIPTION	2019 ACTUAL	2020 ACTUAL	2021 ADOPTED	2022 PROPOSED	CHANGE AMOUNT	CHANGE PERCENT
Salaries and Wages						
OTHER PREMIUM PAY	$30,915	$42,184	$50,000	$0	-$50,000	-100.0%
WAGES & SALARIES	$4,542,618	$4,713,188	$4,817,563	$0	-$4,817,563	-100.0%
Salaries and Wages Total	**$4,573,533**	**$4,755,372**	**$4,867,563**	**$0**	**-$4,867,563**	**-100.0%**
Operations						
MATERIALS & SUPPLIES	$295,368	$273,293	$417,431	$0	-$417,431	-100.0%
OTHER COSTS	$899,072	$820,447	$941,687	$0	-$941,687	-100.0%
SERVICES	$1,029,140	$1,309,687	$1,830,215	$0	-$1,830,215	-100.0%
TRAVEL	$38,844	$18,744	$6,243	$0	-$6,243	-100.0%
UTILITIES	$27,693	$27,430	$37,358	$0	-$37,358	-100.0%
Operations Total	**$2,290,118**	**$2,449,600**	**$3,232,934**	**$0**	**-$3,232,934**	**-100.0%**
Equipment						
MACHINERY & EQUIPMENT	$7,975	$47,789	$104,000	$0	-$104,000	-100.0%
Equipment Total	**$7,975**	**$47,789**	**$104,000**	**$0**	**-$104,000**	**-100.0%**
Program Total	**$6,871,626**	**$7,252,761**	**$8,204,497**	**$0**	**-$8,204,497**	**-100.0%**

Equivalent Personnel Summary by Position Title – General Fund

POSITION TITLE	2019 ADOPTED	2020 ADOPTED	2021 ADOPTED	2022 PROPOSED	CHANGE AMOUNT	CHANGE PERCENT
Assistant MVL Administrator	1.0	1.0	1.0	0.0	-1.0	-100.0%
Assistant Operations Supervisor (F/O)	2.0	2.0	2.0	0.0	-2.0	-100.0%
Assistant Real Property Tax County Administrator	1.0	1.0	1.0	0.0	-1.0	-100.0%
Clerk III	6.0	6.0	6.0	0.0	-6.0	-100.0%
Commission Support Clerk	1.0	1.0	1.0	0.0	-1.0	-100.0%

Equivalent Personnel Summary by Position Title – General Fund (Cont'd)

POSITION TITLE	2019 ADOPTED	2020 ADOPTED	2021 ADOPTED	2022 PROPOSED	CHANGE AMOUNT	CHANGE PERCENT
County Real Property Tax Administrator	1.0	1.0	1.0	0.0	-1.0	-100.0%
County Real Property Tech Officer	1.0	1.0	1.0	0.0	-1.0	-100.0%
DMVL Assistant Operations Supervisor	1.0	1.0	1.0	0.0	-1.0	-100.0%
DMVL Operations Supervisor	1.0	1.0	1.0	0.0	-1.0	-100.0%
DMVL Service Representative II (Kahului), LTA	0.0	2.0	0.0	0.0	0.0	0%
DMVL Service Representative II (Kihei), LTA	0.0	2.0	0.0	0.0	0.0	0%
DMVL Service Representative II (Lahaina), LTA	0.0	2.0	0.0	0.0	0.0	0%
DMVL Service Representative II (Pukalani), LTA	0.0	2.0	0.0	0.0	0.0	0%
Driver License Examiner I	6.0	6.0	6.0	0.0	-6.0	-100.0%
Driver License Examiner Supervisor	1.0	1.0	1.0	0.0	-1.0	-100.0%
GIS Analyst III	1.0	1.0	1.0	0.0	-1.0	-100.0%
GIS Analyst VI	1.0	1.0	1.0	0.0	-1.0	-100.0%
Motor Vehicle and Licensing Administrator	1.0	1.0	1.0	0.0	-1.0	-100.0%
Property Valuation Analyst III	1.0	1.0	1.0	0.0	-1.0	-100.0%
Property Valuation Analyst V	3.0	3.0	3.0	0.0	-3.0	-100.0%
Real Property Appraisal Assistant	1.0	1.0	1.0	0.0	-1.0	-100.0%
Real Property Appraiser I	1.0	1.0	1.0	0.0	-1.0	-100.0%
Real Property Appraiser II	3.0	3.0	3.0	0.0	-3.0	-100.0%
Real Property Appraiser III	1.0	1.0	1.0	0.0	-1.0	-100.0%
Real Property Appraiser IV	3.0	3.0	3.0	0.0	-3.0	-100.0%
Real Property Appraiser V	2.0	2.0	2.0	0.0	-2.0	-100.0%
Real Property Appraiser VI	2.0	2.0	2.0	0.0	-2.0	-100.0%
Real Property Compliance Specialist I	1.0	1.0	1.0	0.0	-1.0	-100.0%
Real Property Compliance Specialist II	1.0	1.0	1.0	0.0	-1.0	-100.0%
Real Property Compliance Specialist III	1.0	1.0	1.0	0.0	-1.0	-100.0%
Real Property Manager	1.0	0.0	0.0	0.0	0.0	0%
Secretary I	1.0	1.0	1.0	0.0	-1.0	-100.0%
Secretary II	1.0	1.0	1.0	0.0	-1.0	-100.0%
Service Representative I	2.0	2.0	2.0	0.0	-2.0	-100.0%
Service Representative I	1.0	1.0	1.0	0.0	-1.0	-100.0%
Service Representative II	27.7	27.7	27.7	0.0	-27.7	-100.0%
Service Representative III	8.0	8.0	8.0	0.0	-8.0	-100.0%
Supervising Real Property Tax Clerk	1.0	1.0	1.0	0.0	-1.0	-100.0%
Tax Clerk I	6.0	6.0	6.0	0.0	-6.0	-100.0%
Tax Clerk II	1.0	1.0	1.0	0.0	-1.0	-100.0%
Tax Maps & Records Supervisor II	1.0	1.0	1.0	0.0	-1.0	-100.0%
Tax Maps & Records Technician I	1.0	1.0	1.0	0.0	-1.0	-100.0%
Tax Maps & Records Technician II	1.0	1.0	1.0	0.0	-1.0	-100.0%
Tax Maps & Records Technician III	2.0	2.0	2.0	0.0	-2.0	-100.0%
Program Total	**99.7**	**106.7**	**98.7**	**0.0**	**-98.7**	**-100.0%**

Financial Services Program

Continuation Budget Changes (+/- $10,000) from FY 2021 Adopted Budget

EXPLANATION OF BUDGET CHANGES	CHANGE AMOUNT	CHANGE E/P
Salaries and Wages		
WAGES & SALARIES:		
907030A-5101 Regular Wages: Transfer 39.7 positions to the newly created Motor Vehicles & Licensing Program.	-$1,729,188	-39.7
907048A-5101 Regular Wages: Transfer 16.0 positions to the newly created Motor Vehicles & Licensing Program.	-$802,132	-16.0
907063A-5101 Regular Wages: Transfer 43.0 positions to the newly created Real Property Assessment Program.	-$2,286,243	-43.0
OTHER PREMIUM PAY:		
907030A-5215 Premium Pay: Transfer to the newly created Motor Vehicles & Licensing Program.	-$30,000	
907048A-5215 Premium Pay: Transfer to the newly created Motor Vehicles & Licensing Program.	-$15,000	
Operations		
SERVICES:		
907039B-6110 Computer Services: Transfer to the newly created Motor Vehicles & Licensing Program.	-$859,317	
907039B-6124 Janitorial Services: Transfer to the newly created Motor Vehicles & Licensing Program.	-$46,562	
907039B-6126 Maintenance Contracts: Transfer to the newly created Motor Vehicles & Licensing Program.	-$34,024	
907039B-6129 Other Services: Transfer to the newly created Motor Vehicles & Licensing Program.	-$204,944	
907039B-6132 Professional Services: Transfer to the newly created Motor Vehicles & Licensing Program.	-$22,285	
907063B-6112 Contractual Services: Transfer to the newly created Real Property Assessment Program.	-$346,341	
907063B-6124 Janitorial Services: Funding is under the Department of Public Works for the New Service Center in Kahului.	-$13,500	
907063B-6129 Other Services: Transfer to the newly created Real Property Assessment Program.	-$10,000	
907063B-6130 Printing & Binding: Transfer to the newly created Real Property Assessment Program.	-$20,000	
907063B-6132 Professional Services: Transfer to the newly created Real Property Assessment Program.	-$166,053	
907063B-6138 R&M - Services/Contracts: Transfer to the newly created Real Property Assessment Program.	-$65,000	
UTILITIES:		
907039B-6120 Electricity: Transfer to the newly created Motor Vehicles & Licensing Program.	-$21,158	
OTHER COSTS:		
907036B-6235 Rentals: Deletion of funding for Maui Mall lease.	-$357,000	
907039B-6221 Miscellaneous Other Costs: Transfer to the newly created Motor Vehicles & Licensing Program.	-$294,142	

Financial Services Program

Continuation Budget Changes (+/- $10,000) from FY 2021 Adopted Budget (Cont'd)

EXPLANATION OF BUDGET CHANGES	CHANGE AMOUNT	CHANGE E/P
Operations		
OTHER COSTS:		
907039B-6235 Rentals: Transfer to the newly created Motor Vehicles & Licensing Program.	-$122,225	
907063B-6225 Publications & Subscriptions: Transfer to the newly created Real Property Assessment Program.	-$19,000	
907063B-6244 Computer Software: Transfer to the newly created Real Property Assessment Program.	-$128,000	
MATERIALS & SUPPLIES:		
907039B-6006 Auto plates & tags: Transfer to the newly created Motor Vehicles & Licensing Program.	-$160,079	
907039B-6037 Office Supplies: Transfer to the newly created Motor Vehicles & Licensing Program.	-$37,600	
907039B-6040 Postage: Transfer to the newly created Motor Vehicles & Licensing Program.	-$135,102	
907039B-6060 Small Equipment - under $1000: Transfer to the newly created Motor Vehicles & Licensing Program.	-$10,000	
907063B-6037 Office Supplies: Transfer to the newly created Real Property Assessment Program.	-$13,800	
907063B-6040 Postage: Transfer to the newly created Real Property Assessment Program.	-$38,000	
Equipment		
MACHINERY & EQUIPMENT:		
907039C-7040 Motor Vehicles: Deletion of one-time appropriation in FY 2021.	-$96,000	

Expansion Budget Request from FY 2021 Adopted Budget

EXPLANATION OF BUDGET CHANGES	CHANGE AMOUNT	CHANGE E/P
Salaries and Wages		
None	$0	0.0
Operations		
None	$0	
Equipment		
None	$0	
TOTAL EXPANSION BUDGET	**$0**	**0.0**

Financial Services Program

Program Budget Summary by Fiscal Year – Grant Revenue Fund

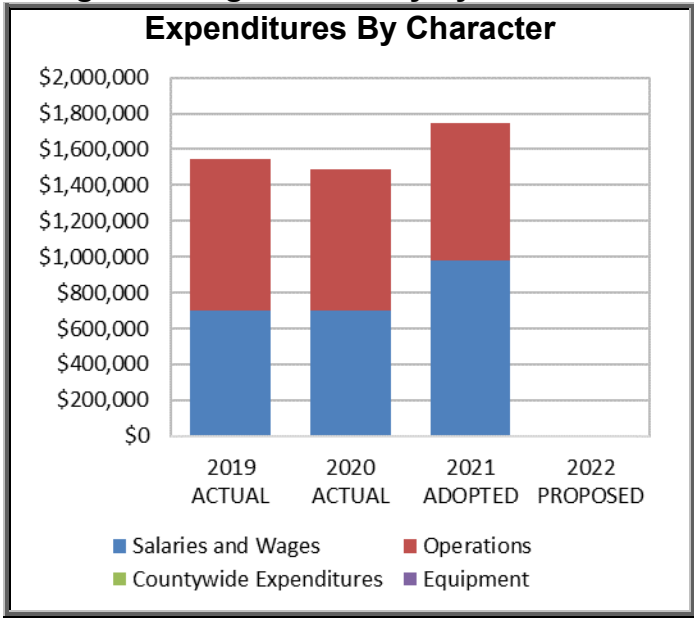

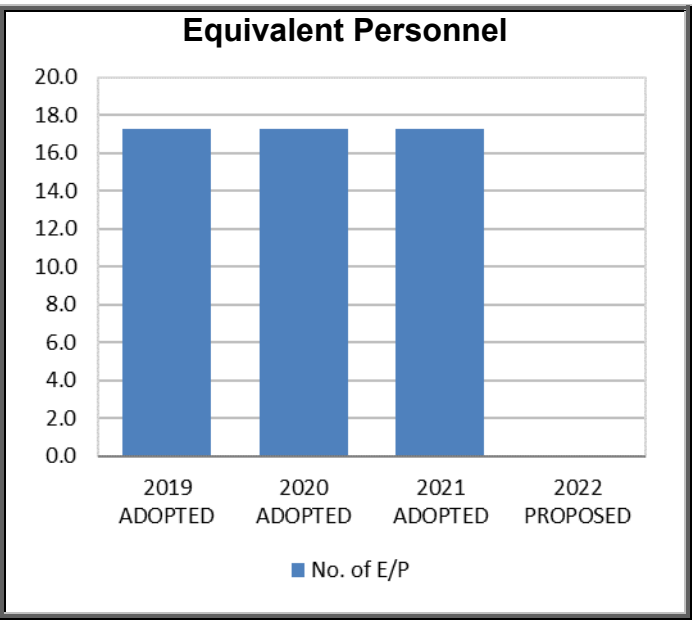

Expenditures Summary by Character & Object – Grant Revenue Fund

CHARACTER/ OBJECT DESCRIPTION	2019 ACTUAL	2020 ACTUAL	2021 ADOPTED	2022 PROPOSED	CHANGE AMOUNT	CHANGE PERCENT
Salaries and Wages						
OTHER PREMIUM PAY	$1,305	$2,230	$210,982	$0	-$210,982	-100.0%
WAGES & SALARIES	$700,758	$694,620	$765,988	$0	-$765,988	-100.0%
Salaries and Wages Total	**$702,063**	**$696,850**	**$976,970**	**$0**	**-$976,970**	**-100.0%**
Operations						
MATERIALS & SUPPLIES	$10,531	$11,200	$7,450	$0	-$7,450	-100.0%
OTHER COSTS	$20,049	$19,931	$27,160	$0	-$27,160	-100.0%
SERVICES	$38,907	$44,969	$83,466	$0	-$83,466	-100.0%
TRAVEL	$2,675	$647	$11,414	$0	-$11,414	-100.0%
UTILITIES	$1,217	$2,709	$2,070	$0	-$2,070	-100.0%
INTERFUND COST RECLASSIFICATION	$769,978	$712,261	$638,841	$0	-$638,841	-100.0%
Operations Total	**$843,358**	**$791,719**	**$770,401**	**$0**	**-$770,401**	**-100.0%**
Countywide Expenditures						
OTHER COSTS	$0	$0	$0	$0	$0	N/A
Countywide Expenditures Total	**$0**	**$0**	**$0**	**$0**	**$0**	**N/A**
Equipment						
MACHINERY & EQUIPMENT	$0	$0	$0	$0	$0	N/A
Equipment Total	**$0**	**$0**	**$0**	**$0**	**$0**	**N/A**
Program Total	**$1,545,421**	**$1,488,569**	**$1,747,371**	**$0**	**-$1,747,371**	**-100.0%**

Financial Services Program

Equivalent Personnel Summary by Position Title – Grant Revenue Fund

POSITION TITLE	2019 ADOPTED	2020 ADOPTED	2021 ADOPTED	2022 PROPOSED	CHANGE AMOUNT	CHANGE PERCENT
Driver License Examiner II	2.0	2.0	2.0	0.0	-2.0	-100.0%
Motor Vehicle Control Inspector	2.0	2.0	2.0	0.0	-2.0	-100.0%
Service Representative I	1.0	1.0	1.0	0.0	-1.0	-100.0%
Service Representative II	9.3	9.3	9.3	0.0	-9.3	-100.0%
Service Representative II (FRS)	1.0	1.0	1.0	0.0	-1.0	-100.0%
Service Representative III	1.0	1.0	1.0	0.0	-1.0	-100.0%
Supervising Motor Vehicle Control Inspector	1.0	1.0	1.0	0.0	-1.0	-100.0%
Program Total	**17.3**	**17.3**	**17.3**	**0.0**	**-17.3**	**-100.0%**

Real Property Assessment Program

Program Description

The Real Property Assessment Program ("RPAP") was previously under the Financial Services Program. The RPAP administers the recovery, listing, and valuation of all real property in the County of Maui for real property tax purposes. In addition, the RPAP assists the Real Property Board of Review in reviewing and processing appeals. The RPAP maintains the county's geographic information system (GIS) cadastral maps such as the parcel layer. The RPAP operates out of two service locations in the County of Maui, the new Service Center in Kahului and Mitchell Pauole Center on Molokai. In 2018 the RPAP was awarded the Certificate of Excellence in Assessment Administration (CEAA) from the International Association of Assessing Officers (IAAO) which recognizes jurisdictions that integrate best practices in the workplace. The IAAO is the preeminent source of standards and professional development in assessment administration.

Countywide Outcome(s)

The Real Property Assessment Program supports the following countywide outcome(s):

- A Strong, Diversified Economy
- A Prepared, Safe, and Livable County

Population Served

The RPAP serves approximately 167,000 residents and 66,400 non-residents, annually. The County's real property records include 80,188 parcels with 87,827 owner records, of which 53,090 parcels or 66% has a Hawaii mailing address.

Services Provided

The RPAP provides a real property characteristics database (land and improvements), annual ad valorem real property assessments, tax relief program as it relates to homeowner exemption, and GIS cadastral maps.

Key Activity Goals & Measures

GOALS/OBJECTIVES	SUCCESS MEASUREMENTS	FY 2020 ACTUAL	FY 2021 ESTIMATE	FY 2022 ESTIMATE
Goal #1: Increase public awareness regarding RPAP assessments, programs, and deadlines.				
1. Conduct at least four public sessions annually to educate the public about services provided	# of public sessions conducted annually	16	4	4
Goal #2: Produce accurate and uniform assessments.				
1. Meet IAAO standard for assessment accuracy by maintaining a median ratio between 90% - 110%.	Median assessed value to sales price ratios between 90% and 110%.	N/A	N/A	Yes
2. Meet IAAO standards for assessment uniformity as measured by the coefficient of dispersion (COD) and price related differential (PRD).	COD between 5 and 15 (uniformity between and within groups of similar properties)	N/A	N/A	Yes
	PRD between .98 and 1.03 (uniformity between high and low value properties)	N/A	N/A	Yes

Real Property Assessment Program

Key Activity Goals & Measures (Cont'd)

GOALS/OBJECTIVES	SUCCESS MEASUREMENTS	FY 2020 ACTUAL	FY 2021 ESTIMATE	FY 2022 ESTIMATE
Goal #3: Strengthen and support the professionalism and skills of our workforce by providing educational and training opportunities.				
1. Provide staff with continuing education class	% who complete 14 hours of continuing education class per year	53%	100%	100%
2. Provide staff with at least eight (8) "in-house" training sessions annually	# of training sessions completed	21	12	12
Goal #4: Maintain assessment uniformity by continuing enforcement and compliance efforts for the home exemption, agricultural dedication, and agricultural use programs.				
1. Review home exemptions for compliance	Compare applicants to State of Hawaii income tax filing lists	N/A	N/A	Yes
	Compare applicants to lists made available by the Department of Health	N/A	N/A	Yes
1. Meet IAAO standard for property characteristics verification of agricultural parcels that receive "agricultural use" which is at least once every six (6) years	Review 406 agriculture dedicated parcels	N/A	N/A	100%
	Review 515 non-dedicated agriculture use parcels	N/A	N/A	100%
Goal #5: GIS maps are accurate for all internal and external users.				
1. Improve COGO (coordinate geometry) for tax parcel, lot, encumbrance, and right of way line work within RPAD GIS layers.	Classify 10,000 polygons as either verified or needs to be verified in the parcel fabric	N/A	N/A	100%

Real Property Assessment Program

Program Budget Summary by Fiscal Year – General Fund

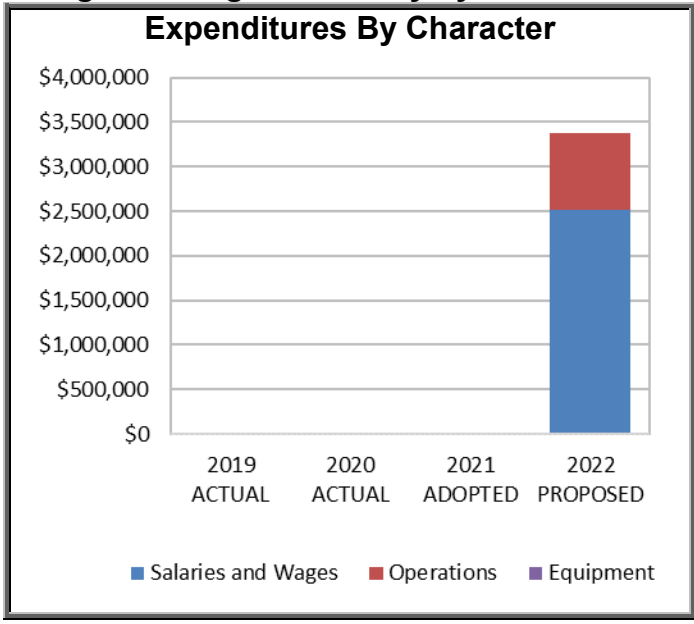

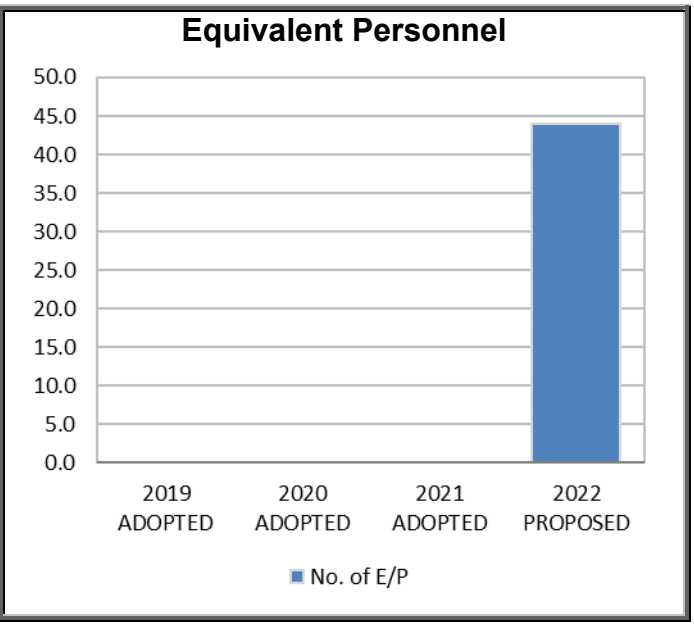

Expenditures Summary by Character & Object – General Fund

CHARACTER/ OBJECT DESCRIPTION	2019 ACTUAL	2020 ACTUAL	2021 ADOPTED	2022 PROPOSED	CHANGE AMOUNT	CHANGE PERCENT
Salaries and Wages						
OTHER PREMIUM PAY	$0	$0	$0	$5,000	$5,000	N/A
WAGES & SALARIES	$0	$0	$0	$2,507,294	$2,507,294	N/A
Salaries and Wages Total	**$0**	**$0**	**$0**	**$2,512,294**	**$2,512,294**	**N/A**
Operations						
MATERIALS & SUPPLIES	$0	$0	$0	$58,000	$58,000	N/A
OTHER COSTS	$0	$0	$0	$162,720	$162,720	N/A
SERVICES	$0	$0	$0	$619,394	$619,394	N/A
TRAVEL	$0	$0	$0	$4,766	$4,766	N/A
UTILITIES	$0	$0	$0	$5,000	$5,000	N/A
Operations Total	**$0**	**$0**	**$0**	**$849,880**	**$849,880**	**N/A**
Equipment						
MACHINERY & EQUIPMENT	$0	$0	$0	$0	$0	N/A
Equipment Total	**$0**	**$0**	**$0**	**$0**	**$0**	**N/A**
Program Total	**$0**	**$0**	**$0**	**$3,362,174**	**$3,362,174**	**N/A**

**Prior expenditures is under Financial Services Program.*

Equivalent Personnel Summary by Position Title – General Fund

POSITION TITLE	2019 ADOPTED	2020 ADOPTED	2021 ADOPTED	2022 PROPOSED	CHANGE AMOUNT	CHANGE PERCENT
Assistant Real Property Tax County Administrator	0.0	0.0	0.0	1.0	1.0	100%
Clerk III	0.0	0.0	0.0	3.0	3.0	100%
Commission Support Clerk	0.0	0.0	0.0	1.0	1.0	100%
County Real Property Tax Administrator	0.0	0.0	0.0	1.0	1.0	100%
County Real Property Tech Officer	0.0	0.0	0.0	1.0	1.0	100%
GIS Analyst III	0.0	0.0	0.0	1.0	1.0	100%
GIS Analyst VI	0.0	0.0	0.0	1.0	1.0	100%

Real Property Assessment Program

Equivalent Personnel Summary by Position Title – General Fund (Cont'd)

POSITION TITLE	2019 ADOPTED	2020 ADOPTED	2021 ADOPTED	2022 PROPOSED	CHANGE AMOUNT	CHANGE PERCENT
Property Valuation Analyst III	0.0	0.0	0.0	1.0	1.0	100%
Property Valuation Analyst V	0.0	0.0	0.0	3.0	3.0	100%
Real Property Appraisal Assistant	0.0	0.0	0.0	1.0	1.0	100%
Real Property Appraiser I	0.0	0.0	0.0	1.0	1.0	100%
Real Property Appraiser II	0.0	0.0	0.0	3.0	3.0	100%
Real Property Appraiser III	0.0	0.0	0.0	1.0	1.0	100%
Real Property Appraiser IV	0.0	0.0	0.0	3.0	3.0	100%
Real Property Appraiser V	0.0	0.0	0.0	2.0	2.0	100%
Real Property Appraiser VI	0.0	0.0	0.0	2.0	2.0	100%
Real Property Compliance Specialist I	0.0	0.0	0.0	1.0	1.0	100%
Real Property Compliance Specialist II	0.0	0.0	0.0	1.0	1.0	100%
Real Property Compliance Specialist III	0.0	0.0	0.0	1.0	1.0	100%
Secretary II	0.0	0.0	0.0	1.0	1.0	100%
Supervising Real Property Tax Clerk	0.0	0.0	0.0	1.0	1.0	100%
Tax Clerk I	0.0	0.0	0.0	6.0	6.0	100%
Tax Clerk II	0.0	0.0	0.0	1.0	1.0	100%
Tax Maps & Records Supervisor II	0.0	0.0	0.0	1.0	1.0	100%
Tax Maps & Records Technician I	0.0	0.0	0.0	1.0	1.0	100%
Tax Maps & Records Technician II	0.0	0.0	0.0	1.0	1.0	100%
Tax Maps & Records Technician III	0.0	0.0	0.0	2.0	2.0	100%
Property Valuation Analyst I	0.0	0.0	0.0	1.0	1.0	100%
Program Total	**0.0**	**0.0**	**0.0**	**44.0**	**44.0**	**100%**

Continuation Budget Changes (+/- $10,000) from FY 2021 Adopted Budget

EXPLANATION OF BUDGET CHANGES	CHANGE AMOUNT	CHANGE E/P
Salaries and Wages		
WAGES & SALARIES:		
907060A-5101 Regular Wages: Budget transfer 43.0 positions from Financial Services Program. Adjustment in salaries due to Collective Bargaining Agreement increase, and anticipated position reallocation.	$2,478,214	43.0
Operations		
SERVICES:		
907060B-6112 Contractual Services: Budget transfer from Financial Services Program.	$346,341	
907060B-6129 Other Services: Budget transfer from Financial Services Program.	$10,000	
907060B-6130 Printing & Binding: Budget transfer from Financial Services Program.	$20,000	
907060B-6132 Professional Services: Budget transfer from Financial Services Program.	$166,053	
907060B-6138 R&M - Services/Contracts: Budget transfer from Financial Services Program.	$65,000	
OTHER COSTS:		
907060B-6244 Computer Software: Budget transfer from Financial Services Program.	$128,000	
907060B-6225 Publications & Subscriptions: Budget transfer from Financial Services Program.	$19,000	
MATERIALS & SUPPLIES:		
907060B-6037 Office Supplies: Budget transfer from Financial Services Program.	$13,800	
907060B-6040 Postage: Budget transfer from Financial Services Program.	$38,000	
Equipment		
None	$0	

Real Property Assessment Program

Expansion Budget Request from FY 2021 Adopted Budget

EXPLANATION OF BUDGET CHANGES	CHANGE AMOUNT	CHANGE E/P
Salaries and Wages		
907060A-5101 Regular Wages: Proposed expansion in FY 2022 for 1.0 Property Valuation Analyst I.	$29,080	1.0
Operations		
None	$0	
Equipment		
None	$0	
TOTAL EXPANSION BUDGET	**$29,080**	**1.0**

Motor Vehicles & Licensing Program

Program Description

The Division of Motor Vehicle and Licensing ("DMVL") was previously under the Financial Services Program in the prior fiscal years and is proposed to have its own program called Motor Vehicles & Licensing Program. DMVL provides direct service to the citizens of Maui County by issuing new and renewal driver licenses, motor vehicle registrations, various county business licenses, disabled parking placards, taxi drivers' permits, and dog and bicycle licenses. The DMVL offices have the ability to collect payments on behalf of the Department of Water Supply and Department of Environmental Management for water and sewer fees, respectively. Administered on behalf of the State of Hawaii are commercial driver licensing, periodic motor vehicle inspection, state identification issuance, issuance of disabled person's parking placards, and the collection of motor vehicle registration fees and weight taxes.

Countywide Outcome(s)

The Financial Services Program – DMVL supports the following countywide outcome(s):

- A Strong, Diversified Economy
- A Prepared, Safe, and Livable County

Population Served

The DMVL serves the general and driving public, vehicle dealerships, bicycle and moped dealers, car rental agencies, various federal agencies, and other state and local government entities.

Services Provided

The DMVL administers motor vehicle and licensing laws.

Key Activity Goals & Measures

GOALS/OBJECTIVES	SUCCESS MEASUREMENTS	FY 2020 ACTUAL	FY 2021 ESTIMATE	FY 2022 ESTIMATE
Goal #1: Strengthen and support the professionalism and skills of our workforce.				
1. Increase the rate of trainings conducted annually	% of supervisory developmental training plans completed	100%	100%	100%
	% of employees developmental training plans completed	100%	100%	100%
Goal #2: Improve services to major population centers by efficiently allocating the provisioning of DMVL services between the main and other satellite offices, and providing convenient portals for citizens to access DMVL services.				
1. Efficiently allocate the provisioning of DMVL services between the main and satellite offices to improve service to major population centers	% of total customers served by the main office	54%	45%	45%
	% of total customers served by satellite offices	46%	55%	55%
2. Increase the rate of vehicle registrations completed through alternative service portals	% of vehicle registrations completed using self-service terminals	16%	30%	21%
	% of online vehicle registration transactions	21%	15%	18%

Motor Vehicles & Licensing Program

Key Activity Goals & Measures (Cont'd)

GOALS/OBJECTIVES	SUCCESS MEASUREMENTS	FY 2020 ACTUAL	FY 2021 ESTIMATE	FY 2022 ESTIMATE
Goal #3: Ensure that vehicle documents and driver credentials are issued in an accurate, secure, and efficient manner through proper verification of applicant identities, authentication of documents, and employees completion of annual fraudulent document recognition training.				
1. Increase the # of applicant identities verified through the Identity Management System (IMS) annually	# of applicant identities verified through the Identity Management System (IMS)	83,034	75,000	70,000
2. Maintain the rate of employees who completed the annual fraudulent document recognition training at 100%	% of employees who completed the annual fraudulent document recognition training	100%	100%	100%
Goal #4: Enhance the delivery of services to our customers.				
1. Reduce customer wait times	Achieve the proper balance of force & process efficiency to load to implement a 30-minute average wait time ("AWT") standard at all DMVL locations			
	Service Center	43 min AWT	45 min AWT	35 min AWT
	Kihei	34 min AWT	35 min AWT	35 min AWT
	Lahaina	16 min AWT	25 min AWT	25 min AWT
	Pukalani	25 min AWT	40 min AWT	25 min AWT
Goal #5: Strengthen security and safety measures at all DMVL offices through safety awareness training and compliance with the Social Security Administration (SSA) and privacy requirements and safeguards.				
1. Complete Safety Awareness training annually	% of employees who completed the annual Safety Awareness training	100%	100%	100%
2. Comply with Department of Transportation (DOT) "Access Control Standards"	% of offices in compliance with DOT "Access Control Standards"	100%	100%	100%
Goal #6: Promote traffic safety by ensuring new drivers are qualified and competent to operate motor vehicles on public roadways.				
1. Increase the # of new driver licenses issued annually based on knowledge and road skills tests	# of new driver licenses issued annually	6,934	9,500	9,500

Motor Vehicles & Licensing Program

Program Budget Summary by Fiscal Year – General Fund

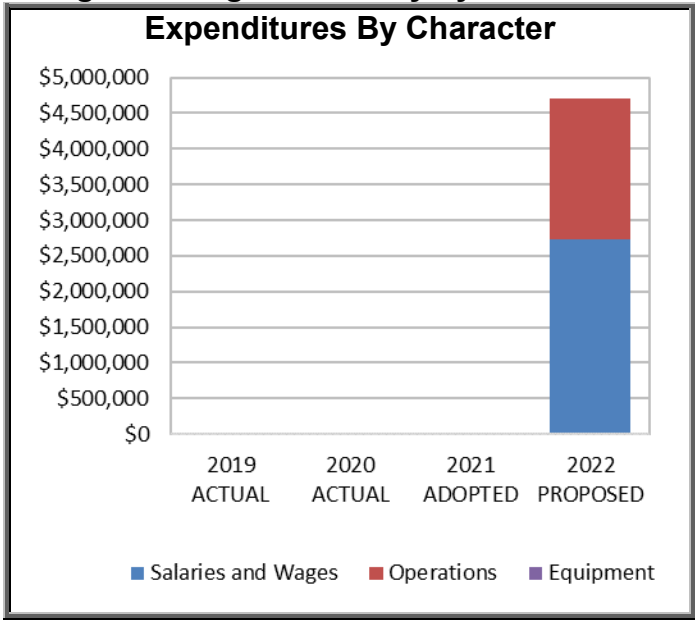

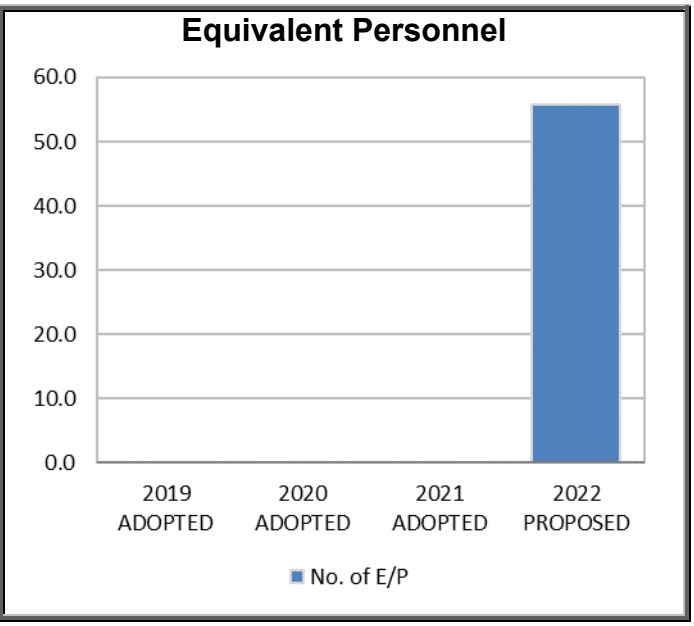

Expenditures Summary by Character & Object – General Fund

CHARACTER/ OBJECT DESCRIPTION	2019 ACTUAL	2020 ACTUAL	2021 ADOPTED	2022 PROPOSED	CHANGE AMOUNT	CHANGE PERCENT
Salaries and Wages						
OTHER PREMIUM PAY	$0	$0	$0	$45,000	$45,000	N/A
WAGES & SALARIES	$0	$0	$0	$2,682,864	$2,682,864	N/A
Salaries and Wages Total	**$0**	**$0**	**$0**	**$2,727,864**	**$2,727,864**	**N/A**
Operations						
MATERIALS & SUPPLIES	$0	$0	$0	$326,785	$326,785	N/A
OTHER COSTS	$0	$0	$0	$426,665	$426,665	N/A
SERVICES	$0	$0	$0	$1,189,637	$1,189,637	N/A
TRAVEL	$0	$0	$0	$1,477	$1,477	N/A
UTILITIES	$0	$0	$0	$32,358	$32,358	N/A
Operations Total	**$0**	**$0**	**$0**	**$1,976,922**	**$1,976,922**	**N/A**
Equipment						
MACHINERY & EQUIPMENT	$0	$0	$0	$0	$0	N/A
Equipment Total	**$0**	**$0**	**$0**	**$0**	**$0**	**N/A**
Program Total	**$0**	**$0**	**$0**	**$4,704,786**	**$4,704,786**	**N/A**

**Prior expenditures is under Financial Services Program.*

Equivalent Personnel Summary by Position Title – General Fund

POSITION TITLE	2019 ADOPTED	2020 ADOPTED	2021 ADOPTED	2022 PROPOSED	CHANGE AMOUNT	CHANGE PERCENT
Assistant MVL Administrator	0.0	0.0	0.0	1.0	1.0	100%
Assistant Operations Supervisor (F/O)	0.0	0.0	0.0	2.0	2.0	100%
Clerk III	0.0	0.0	0.0	3.0	3.0	100%
DMVL Assistant Operations Supervisor	0.0	0.0	0.0	1.0	1.0	100%
DMVL Operations Supervisor	0.0	0.0	0.0	1.0	1.0	100%
Driver License Examiner I	0.0	0.0	0.0	6.0	6.0	100%
Driver License Examiner Supervisor	0.0	0.0	0.0	1.0	1.0	100%

Motor Vehicles & Licensing Program

Equivalent Personnel Summary by Position Title – General Fund (Cont'd)

POSITION TITLE	2019 ADOPTED	2020 ADOPTED	2021 ADOPTED	2022 PROPOSED	CHANGE AMOUNT	CHANGE PERCENT
Motor Vehicle and Licensing Administrator	0.0	0.0	0.0	1.0	1.0	100%
Secretary I	0.0	0.0	0.0	1.0	1.0	100%
Service Representative I	0.0	0.0	0.0	2.0	2.0	100%
Service Representative I	0.0	0.0	0.0	1.0	1.0	100%
Service Representative II	0.0	0.0	0.0	27.7	27.7	100%
Service Representative III	0.0	0.0	0.0	8.0	8.0	100%
Program Total	**0.0**	**0.0**	**0.0**	**55.7**	**55.7**	**100%**

Continuation Budget Changes (+/- $10,000) from FY 2021 Adopted Budget

EXPLANATION OF BUDGET CHANGES	CHANGE AMOUNT	CHANGE E/P
Salaries and Wages		
WAGES & SALARIES:		
907032A-5101 Regular Wages: Budget transfer 38.7 positions from Financial Services Program. Adjustment in salaries due to Collective Bargaining Agreement increase, position filled at a lower level, and position reallocation.	$1,803,132	38.7
907033A-5101 Regular Wages: Budget transfer 17.0 positions from Financial Services Program. Adjustment in salaries due to Collective Bargaining Agreement increase.	$879,732	17.0
OTHER PREMIUM PAY:		
907032A-5215 Premium Pay: Budget transfer from Financial Services Program.	$30,000	
907033A-5215 Premium Pay: Budget transfer from Financial Services Program.	$15,000	
Operations		
SERVICES:		
907034B-6110 Computer Services: Budget transfer from Financial Services Program.	$859,317	
907034B-6124 Janitorial Services: Budget transfer from Financial Services Program.	$38,878	
907034B-6126 Maintenance Contracts: Budget transfer from Financial Services Program.	$34,024	
907034B-6129 Other Services: Budget transfer from Financial Services Program.	$204,944	
907034B-6132 Professional Services: Budget transfer from Financial Services Program.	$22,285	
UTILITIES		
907034B-6120 Electricity: Budget transfer from Financial Services Program.	$21,158	
OTHER COSTS:		
907034B-6221 Miscellaneous Other Costs: Budget transfer from Financial Services Program.	$294,142	
907034B-6235 Rentals: Budget transfer from Financial Services Program.	$122,225	
MATERIALS & SUPPLIES:		
907034B-6006 Auto Plates & Tags: Budget transfer from Financial Services Program.	$115,683	
907034B-6037 Office Supplies: Budget transfer from Financial Services Program.	$37,600	
907034B-6040 Postage: Budget transfer from Financial Services Program.	$135,102	
907034B-6060 Small Equipment - under $1000: Budget transfer from Financial Services Program.	$10,000	
Equipment		
None	$0	

Motor Vehicles & Licensing Program

Expansion Budget Request from FY 2021 Adopted Budget

EXPLANATION OF BUDGET CHANGES	CHANGE AMOUNT	CHANGE E/P
Salaries and Wages		
None	$0	0.0
Operations		
OTHER COSTS:		
907034B-6235 Rentals: $3,352 Additional funding due to rent increase and $1,346 for CAM increase.	$4,698	
MATERIALS & SUPPLIES:		
907034B-6006 Auto Plates & Tags: Additional funding for 1,500 Haleakala and Volcano Plates at $10.50 each.	$15,750	
Equipment		
None	$0	
TOTAL EXPANSION BUDGET	**$20,448**	**0.0**

Motor Vehicles & Licensing Program

Program Budget Summary by Fiscal Year – Grant Revenue Fund

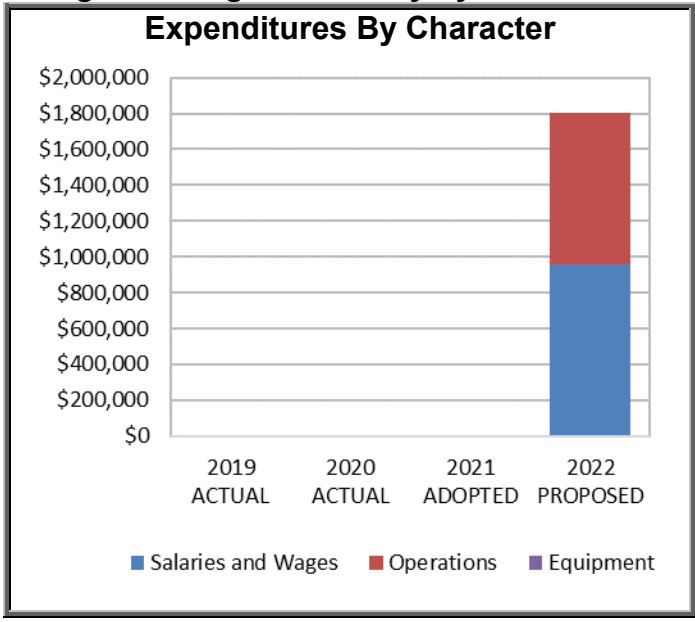

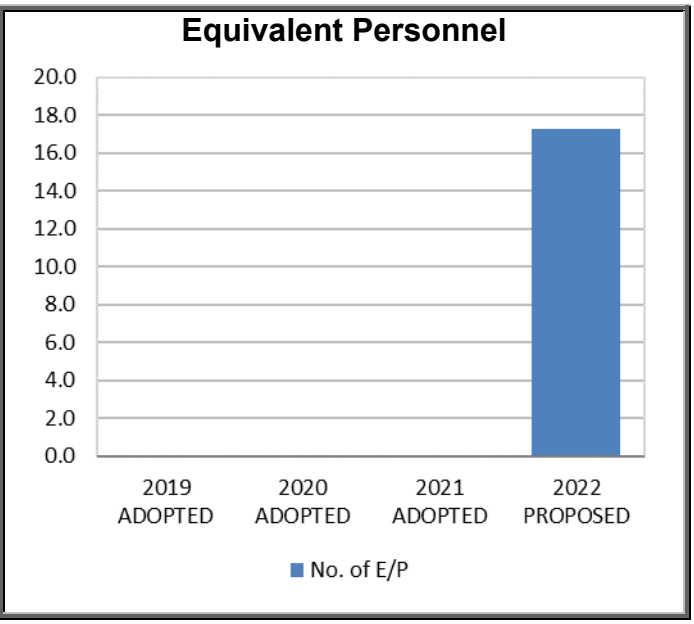

Expenditures Summary by Character & Object – Grant Revenue Fund

CHARACTER/ OBJECT DESCRIPTION	2019 ACTUAL	2020 ACTUAL	2021 ADOPTED	2022 PROPOSED	CHANGE AMOUNT	CHANGE PERCENT
Salaries and Wages						
OTHER PREMIUM PAY	$0	$0	$0	$159,568	$159,568	N/A
WAGES & SALARIES	$0	$0	$0	$800,250	$800,250	N/A
Salaries and Wages Total	**$0**	**$0**	**$0**	**$959,818**	**$959,818**	**N/A**
Operations						
MATERIALS & SUPPLIES	$0	$0	$0	$7,450	$7,450	N/A
OTHER COSTS	$0	$0	$0	$27,160	$27,160	N/A
SERVICES	$0	$0	$0	$83,466	$83,466	N/A
TRAVEL	$0	$0	$0	$11,414	$11,414	N/A
UTILITIES	$0	$0	$0	$2,070	$2,070	N/A
INTERFUND COST RECLASSIFICATION	$0	$0	$0	$713,228	$713,228	N/A
Operations Total	**$0**	**$0**	**$0**	**$844,788**	**$844,788**	**N/A**
Equipment						
MACHINERY & EQUIPMENT	$0	$0	$0	$0	$0	N/A
Equipment Total	**$0**	**$0**	**$0**	**$0**	**$0**	**N/A**
Program Total	**$0**	**$0**	**$0**	**$1,804,606**	**$1,804,606**	**N/A**

Equivalent Personnel Summary by Position Title – Grant Revenue Fund

POSITION TITLE	2019 ADOPTED	2020 ADOPTED	2021 ADOPTED	2022 PROPOSED	CHANGE AMOUNT	CHANGE PERCENT
Driver License Examiner II	0.0	0.0	0.0	2.0	2.0	100%
Motor Vehicle Control Inspector	0.0	0.0	0.0	2.0	2.0	100%
Service Representative I	0.0	0.0	0.0	1.0	1.0	100%
Service Representative II	0.0	0.0	0.0	9.3	9.3	100%
Service Representative II (FRS)	0.0	0.0	0.0	1.0	1.0	100%
Service Representative III	0.0	0.0	0.0	1.0	1.0	100%
Supervising Motor Vehicle Control Inspector	0.0	0.0	0.0	1.0	1.0	100%
Program Total	**0.0**	**0.0**	**0.0**	**17.3**	**17.3**	**100%**

Motor Vehicles & Licensing Program

Summary by Grant Award

Grant Award Name	New grant	Required County match? Yes/No and Match $ or %	FY 2019 Adopted	FY 2020 Adopted	FY 2021 Adopted	FY 2022 Proposed
Commercial Driver's License (CDL) Program	No	No	$625,342	$602,417	$607,089	$615,841
Periodic Motor Vehicle Inspection Program	No	No	$538,819	$517,624	$520,259	$562,463
State Disability and Communications Access Board (DCAB) Program	Yes	No	$11,170	$20,533	$19,283	$22,310
State Identification (SID) Program	No	No	$236,502	$230,001	$240,382	$243,246
State Motor Vehicle Registration Program	No	No	$360,470	$360,912	$360,358	$360,746
TOTAL			**$1,772,303**	**$1,731,487**	**$1,747,371**	**$1,804,606**

Grant Award Description

Commercial Driver's License (CDL) Program

The CDL Program is funded by the State Department of Transportation (DOT) to provide assistance to CDL applicants and to administer required proficiency tests for the operation of commercial motor vehicles (large trucks and buses) in conformance with federal standards.

Periodic Motor Vehicle Inspection (PMVI) Program

The PMVI Program is funded by the State DOT to provide supervision and oversight of the passenger motor vehicle inspection stations.

State Disability and Communications Access Board (DCAB) Program

Reimbursement received from the State of Hawaii, Department of Health, DCAB for the Statewide Program on Parking for Persons with Disabilities. A fee is not charged to the customer for a long-term parking placard.

State Identification (SID) Program

The SID Program is funded by the State DOT to provide assistance to applicants wishing to obtain civil identification.

State Motor Vehicle Registration Program

The State Motor Vehicle Registration Program provides state-mandated services and assistance in the collection of state funds.

Purchasing Program

Program Description

The Purchasing Program provides a centralized system for administering bidding and procurement of goods, services, and construction in compliance with State and County procurement law. This Program monitors and maintains the use of Purchasing Cards (pCard) issued to each department and serves as a credit card, with highly restricted use, for the County.

Countywide Outcome(s)

The Purchasing Program supports the following Countrywide Outcome(s):

- A Strong, Diversified Economy
- A Prepared, Safe, and Livable County

Population Served

The Purchasing Program serves all County departments and contractors interested in submitting bids and procurement of goods and services.

Services Provided

The Purchasing Program provides procurement services to all County departments.

Key Activity Goals & Measures

GOALS/OBJECTIVES	SUCCESS MEASUREMENTS	FY 2020 ACTUAL	FY 2021 ESTIMATE	FY 2022 ESTIMATE
Goal #1: Provide excellent customer service to our internal customers through efficiency.				
1. Maintain rate of total requisitions completed within two days from receipt date	% of total requisitions completed within two days	99%	99%	99%
2. Maintain rate of contract documents processed within two days from receipt date	% of contract documents processed within two days of receipt date	99%	99%	99%
3. Develop and bid additional emergency contracts and vendor lists in coordination with MEMA	# of emergency contracts implemented in a year in coordination with MEMA	0	5	1
Goal #2: Improve efficiency in processing bids and procurement of goods and services.				
1. Implement new pCard contract with Bank of America	% of implementation completion for the new statewide contract with Bank of America	N/A	100%	100%
2. Improve information flow by re-designing the Purchasing website	% of completion for the re-designed Purchasing website	N/A	N/A	100%
3. Develop Purchasing policy and procedures manual	Completion and implementation of the Purchasing policy and procedures manual	N/A	N/A	Yes

Purchasing Program

Key Activity Goals & Measures (Cont'd)

GOALS/OBJECTIVES	SUCCESS MEASUREMENTS	FY 2020 ACTUAL	FY 2021 ESTIMATE	FY 2022 ESTIMATE
Goal #3: Strengthen and support the professionalism and skills of our workforce.				
1. Provide adequate training to staff for succession planning	% of current staff fully trained on major procurement functions including pCard, travel, annual maintenance bids, and other procurement tasks	N/A	75%	100%
2. Provide initial and/or annual pCard training	% of pCard holders and administrators who receive refresher training	90%	100%	100%

Program Budget Summary by Fiscal Year – General Fund

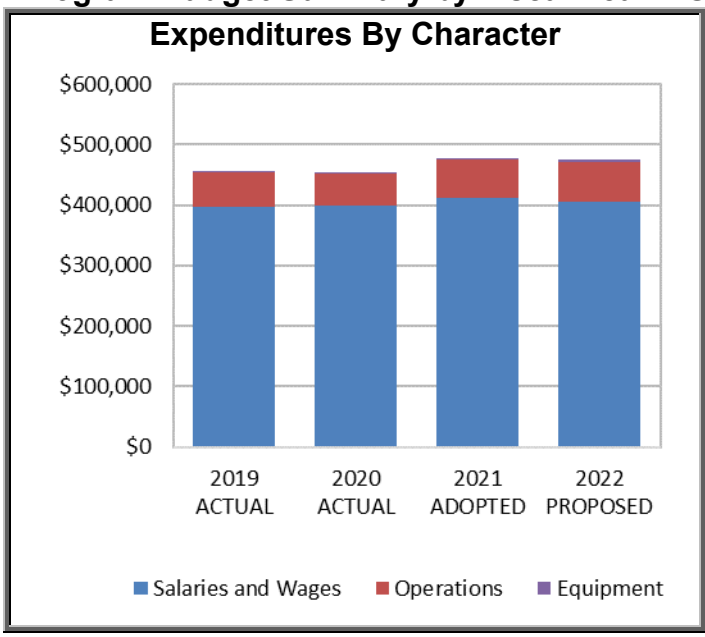

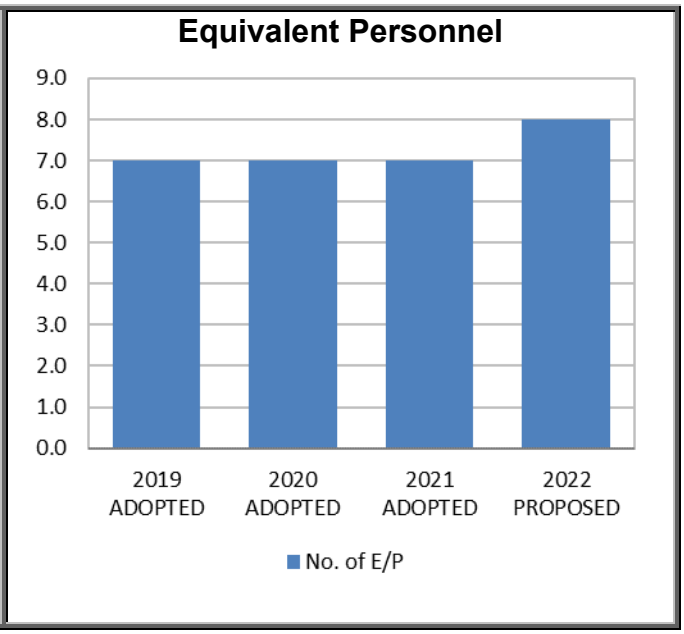

Expenditures Summary by Character & Object – General Fund

CHARACTER/ OBJECT DESCRIPTION	2019 ACTUAL	2020 ACTUAL	2021 ADOPTED	2022 PROPOSED	CHANGE AMOUNT	CHANGE PERCENT
Salaries and Wages						
OTHER PREMIUM PAY		$222	$800	$800	$0	N/A
WAGES & SALARIES	$398,011	$397,933	$410,385	$404,896	-$5,489	-1.3%
Salaries and Wages Total	**$398,011**	**$398,155**	**$411,185**	**$405,696**	**-$5,489**	**-1.3%**
Operations						
MATERIALS & SUPPLIES	$2,229	$2,982	$4,534	$3,334	-$1,200	-26.5%
OTHER COSTS	$42,759	$43,269	$48,819	$49,979	$1,160	2.4%
SERVICES	$8,271	$4,430	$6,500	$8,500	$2,000	30.8%
TRAVEL		$507		$340	$340	N/A
UTILITIES	$2,517	$2,447	$3,276	$3,276	$0	N/A
Operations Total	**$55,776**	**$53,634**	**$63,129**	**$65,429**	**$2,300**	**3.6%**

Purchasing Program

Expenditures Summary by Character & Object – General Fund (Cont'd)

CHARACTER/ OBJECT DESCRIPTION	2019 ACTUAL	2020 ACTUAL	2021 ADOPTED	2022 PROPOSED	CHANGE AMOUNT	CHANGE PERCENT
Equipment						
LEASE PURCHASES	$3,229	$2,640	$3,600	$3,600	$0	N/A
MACHINERY & EQUIPMENT	$0	$0	$0	$1,500	$1,500	N/A
Equipment Total	**$3,229**	**$2,640**	**$3,600**	**$5,100**	**$1,500**	**41.7%**
Program Total	**$457,015**	**$454,429**	**$477,914**	**$476,225**	**-$1,689**	**-0.4%**

Equivalent Personnel Summary by Position Title – General Fund

POSITION TITLE	2019 ADOPTED	2020 ADOPTED	2021 ADOPTED	2022 PROPOSED	CHANGE AMOUNT	CHANGE PERCENT
Buyer II	1.0	1.0	1.0	1.0	0.0	0.0%
Central Purchasing Agent	1.0	1.0	1.0	1.0	0.0	0.0%
Clerk III	1.0	1.0	1.0	1.0	0.0	0.0%
Contracts Clerk	2.0	2.0	2.0	2.0	0.0	0.0%
Purchasing Specialist II	1.0	1.0	1.0	1.0	0.0	0.0%
Purchasing Specialist IV	0.0	0.0	0.0	0.0	0.0	0%
Purchasing Specialist V	1.0	1.0	1.0	1.0	0.0	0.0%
Storekeeper I	0.0	0.0	0.0	1.0	1.0	100%
Program Total	**7.0**	**7.0**	**7.0**	**8.0**	**1.0**	**14.3%**

Continuation Budget Changes (+/- $10,000) from FY 2021 Adopted Budget

EXPLANATION OF BUDGET CHANGES	CHANGE AMOUNT	CHANGE E/P
Salaries and Wages		
WAGES & SALARIES:		
907055A-5101 Regular Wages: Adjustment in salaries due to the Collective Bargaining Agreement increase, position reallocation, offset by a decrease due to positions filled at a lower step.	-$29,865	0.0
Operations		
None	$0	
Equipment		
None	$0	

Expansion Budget Request from FY 2021 Adopted Budget

EXPLANATION OF BUDGET CHANGES	CHANGE AMOUNT	CHANGE E/P
Salaries and Wages		
WAGES & SALARIES:		
907055A-5101 Regular Wages: Proposed expansion position in FY 2022 for 1.0 Storekeeper I.	$24,376	1.0
Operations		
OTHER COSTS:		
907055B-6101 Advertisement: Additional funding for concessions on a countywide level advertisements.	$2,000	
MATERIALS & SUPPLIES:		
907055B-6060 Small Equipment - under $1000: Related operation costs for the proposed expansion position.	$300	
Equipment		
MACHINERY & EQUIPMENT:		
907055C-7042 Office Equipment: Workstation for the proposed expansion position.	$1,500	
TOTAL EXPANSION BUDGET	**$28,176**	**1.0**

Treasury Program

Program Description

The Treasury Division consists of two sections: (a) Cash, Banking, Investment, and Debt Service Management section that provides the centralized management & investment of the County's cash, ensures the County's investments are secure and adequately collateralized, responsible debt management, and billing and collecting for various county charges; and (b) Accounts Receivables section, which collects all real property taxes and fees, administers the tax relief program, and oversees the tax sale of properties with delinquent taxes. Treasury serves as the administrator of the County-wide cashiering system called iNovah. This platform enables taxpayers to pay invoices from multiple departments in any County payment center. iNovah allows for real-time payment updates and inquiries, as well as integration with the department's host system and County's financial accounting system.

Countywide Outcome(s)

The Treasury Program supports the following Countrywide Outcome(s):

- A Strong, Diversified Economy
- A Prepared, Safe, and Livable County

Population Served

The Treasury Program serves the County departments and the citizens of the County of Maui.

Services Provided

The Treasury Program manages county funds by providing banking, debt management, non-RPT revenue collection, real property taxes and fees collection, processing of circuit breaker credit applications, and management of delinquent property tax sales.

Key Activity Goals & Measures

GOALS/OBJECTIVES	SUCCESS MEASUREMENTS	FY 2020 ACTUAL	FY 2021 ESTIMATE	FY 2022 ESTIMATE
Goal #1: Manage the County's investments to ensure safety, liquidity, and yield in conformance with the County's Investment Policy.				
1. Maintain safety of county funds	% of funds invested to ensure the preservation of principal	100%	100%	100%
	% of investments in collateralized Certificate of Deposits, U.S. Treasuries, and U.S. Agency Bonds	100%	100%	100%
	No single investment type exceeds 30% (portfolio diversification)	100%	Yes	Yes
2. Maintain fund requests being met within 30 days from the date of request	% of fund requests met within 30 days of the request	100%	100%	100%
3. Maintain an average rate of return of ≥ 5 year running avg. of US Treasury bill rate	Average return on County's investment portfolio is ≥ 5 year running avg. of US Treasury bill rate	Yes	Yes	Yes

Key Activity Goals & Measures (Cont'd)

GOALS/OBJECTIVES	SUCCESS MEASUREMENTS	FY 2020 ACTUAL	FY 2021 ESTIMATE	FY 2022 ESTIMATE
Goal #2: Manage the County's cash in the most efficient and cost-effective manner for collections and payments.				
1. Centralize the payment activities countywide using iNovah as the enterprise cashiering platform	% of County agencies converting their cashiering system into iNovah (total of 22 who are accepting payments)	85%	85%	85%
2. Continue to increase the percentage of electronic deposits	% of County agencies participating in electronic check deposits	100%	100%	100%
	% of armored car deposits picked-up on schedule	100%	100%	100%
Goal #3: Maintain prudent and conservative debt management practices.				
1. All debt service payments paid when due	% of General Obligation (G.O.) Bonds debt paid on time	100%	100%	100%
	% of State Revolving Fund (SRF) and/or United States Department of Agriculture debt paid on time	100%	100%	100%
2. Meet all statutory requirements and deadlines	Continuing Disclosure Reports are submitted to Digital Assurance Certification (DAC) on or before February 11th	Yes	Yes	Yes
	Short-term Investments Quarterly Reports submitted on or before deadlines	Yes	Yes	Yes
	Summary of Total Funded Indebtedness Report submitted on or before July 1st	Yes	Yes	Yes
3. Assess timing of next G.O. Bond Issuance	Monitor amount of General Fund loaned to capital improvement projects is ≤ $55 million	Yes	Yes	Yes

Treasury Program

Key Activity Goals & Measures (Cont'd)

GOALS/OBJECTIVES	SUCCESS MEASUREMENTS	FY 2020 ACTUAL	FY 2021 ESTIMATE	FY 2022 ESTIMATE
Goal #3: Maintain prudent and conservative debt management practices. (Cont'd)				
3. Assess timing of next G.O. Bond Issuance (cont'd)	Monitor "Placed In Service" dates for Capital Improvement Projects	Yes	Yes	Yes
Goal #4: Provide for efficient collection of real property tax revenues.				
1. Maintain the rate of real property taxes collected, within the same fiscal year as billed, at 90% or higher	% of revenues collected within the same fiscal year as billed	96%	98%	98%
2. Maintain the rate of real property taxes recorded within one day from receipt date at 100%	% of real property tax revenues recorded within one day from the date of receipt	100%	100%	100%
3. Increase the rate of delinquent taxes collected within one year of original billing date	% of delinquent taxes collected within one year of original billing date	58%	90%	80%

Program Budget Summary by Fiscal Year – General Fund

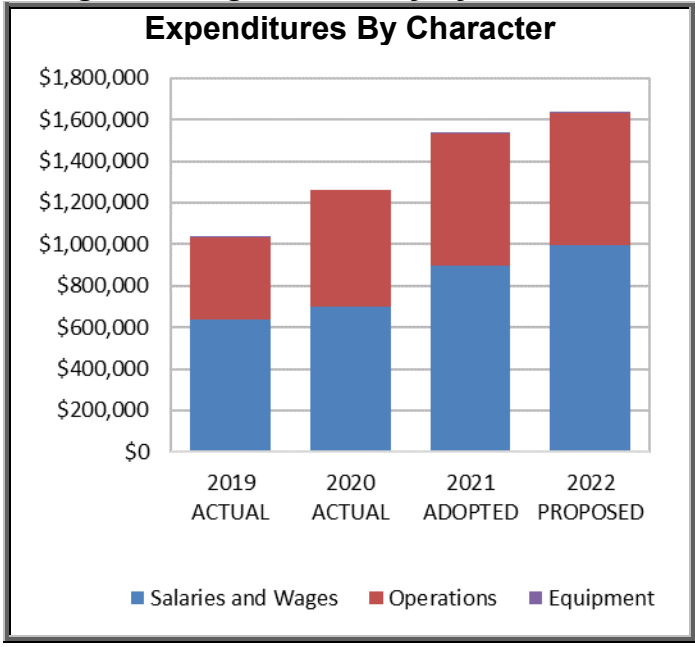

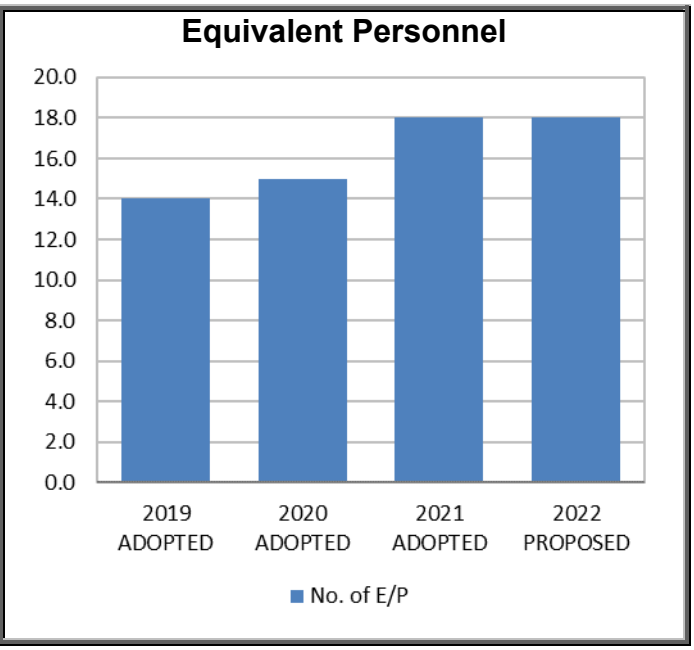

Treasury Program

Expenditures Summary by Character & Object – General Fund

CHARACTER/ OBJECT DESCRIPTION	2019 ACTUAL	2020 ACTUAL	2021 ADOPTED	2022 PROPOSED	CHANGE AMOUNT	CHANGE PERCENT
Salaries and Wages						
OTHER PREMIUM PAY	$11,692	$5,608	$5,000	$3,000	-$2,000	-40.0%
WAGES & SALARIES	$627,701	$692,270	$894,736	$991,676	$96,940	10.8%
Salaries and Wages Total	**$639,393**	**$697,877**	**$899,736**	**$994,676**	**$94,940**	**10.6%**
Operations						
MATERIALS & SUPPLIES	$48,175	$62,952	$49,764	$68,764	$19,000	38.2%
OTHER COSTS	$6,115	$4,694	$7,550	$8,680	$1,130	15.0%
SERVICES	$333,296	$491,916	$575,150	$557,150	-$18,000	-3.1%
SPECIAL PROJECTS	$0	$0	$0	$0	$0	N/A
TRAVEL	$3,208	$966	$0	$0	$0	N/A
UTILITIES	$612	$0	$300	$300	$0	N/A
Operations Total	**$391,407**	**$560,529**	**$632,764**	**$634,894**	**$2,130**	**0.3%**
Equipment						
LEASE PURCHASES	$1,687	$0	$2,500	$2,500	$0	N/A
MACHINERY & EQUIPMENT	$0	$0	$4,500	$0	-$4,500	-100.0%
Equipment Total	**$1,687**	**$0**	**$7,000**	**$2,500**	**-$4,500**	**-64.3%**
Program Total	**$1,032,487**	**$1,258,406**	**$1,539,500**	**$1,632,070**	**$92,570**	**6.0%**

Equivalent Personnel Summary by Position Title – General Fund

POSITION TITLE	2019 ADOPTED	2020 ADOPTED	2021 ADOPTED	2022 PROPOSED	CHANGE AMOUNT	CHANGE PERCENT
Account Clerk III	3.0	3.0	3.0	3.0	0.0	0.0%
Accountant II			2.0	2.0	0.0	0.0%
Accountant II (Delinquent Collection)			0.0	0.0	0.0	0%
Accountant III	3.0	3.0	3.0	3.0	0.0	0.0%
Accountant V			1.0	1.0	0.0	0.0%
Customer Service Representative II	3.0	3.0	3.0	3.0	0.0	0.0%
Delinquent Tax Collection Assistant II	3.0	3.0	3.0	3.0	0.0	0.0%
Revenue Manager		1.0	1.0	1.0	0.0	0.0%
Senior Clerk	1.0	1.0	1.0	1.0	0.0	0.0%
Treasurer	1.0	1.0	1.0	1.0	0.0	0.0%
Program Total	**14.0**	**15.0**	**18.0**	**18.0**	**0.0**	**0.0%**

Continuation Budget Changes (+/- $10,000) from FY 2021 Adopted Budget

EXPLANATION OF BUDGET CHANGES	CHANGE AMOUNT	CHANGE E/P
Salaries and Wages		
WAGES & SALARIES:		
907074A-5101 Regular Wages: Adjustment salaries due to Bargaining Collective Bargaining increase and increase Accountant V to full year salary for expansion position approved in FY 2021.	$27,408	0.0
907075A-5101 Regular Wages: Adjustment in salaries due to Bargaining Collective Bargaining increase, anticipated position reallocation, and increase 2.0 Accountant II to full year salary for expansion positions approved in FY 2021,	$69,532	0.0
Operations		
MATERIALS & SUPPLIES:		
907075B-6040 Postage: Budget transferred from 907075B-6130 based on actual expenditures.	$15,000	

Treasury Program

Continuation Budget Changes (+/- $10,000) from FY 2021 Adopted Budget (Cont'd)

EXPLANATION OF BUDGET CHANGES	CHANGE AMOUNT	CHANGE E/P
Operations		
SERVICES:		
907075B-6112 Contractual Service: Budget transferred from 907075B-6130 based on actual expenditures.	$10,000	
907075B-6130 Printing & Binding: Budget transferred $15,000 to 907075B-6040 and $10,000 to 907075B-6112.	-$25,000	
Equipment		
None	$0	

Expansion Budget Request from FY 2021 Adopted Budget

EXPLANATION OF BUDGET CHANGES	CHANGE AMOUNT	CHANGE E/P
Salaries and Wages		
None	$0	0.0
Operations		
MATERIALS & SUPPLIES:		
907075B-6060 Small Equipment - under $1000: Purchase of two printer scanner combination for the FY 2021 expansion positions.	$1,000	
OTHER COSTS:		
907075B-6235 Rentals: Additional funding due to anticipated increase for lockbox rental.	$1,130	
Equipment		
None	$0	
TOTAL EXPANSION BUDGET	**$2,130**	**0.0**

Countywide Program

Expenditures Summary

Program/ Character	FY 2019 Actual	FY 2020 Actual	FY 2021 Adopted	FY 2022 Proposed	Change Amount	Change Percent
Countywide Costs						
Fringe Benefits	$ 91,344,296	$103,393,533	$121,144,533	$ 139,319,220	$ 18,174,687	15.0%
Fringe Benefits Reimbursements	$ (19,753,662)	$ (20,265,878)	$ (24,859,475)	$ (26,645,185)	$ (1,785,710)	7.2%
Bond Issuance & Debt Service	$ 34,627,612	$ 42,455,505	$ 47,267,526	$ 44,764,790	$ (2,502,736)	-5.3%
Supplemental Transfers	$ 7,109,552	$ 3,794,432	$ 5,963,131	$ 7,981,860	$ 2,018,729	33.9%
Insurance Programs & Self Insurance	$ 7,813,696	$ 7,561,726	$ 12,365,000	$ 13,365,000	$ 1,000,000	8.1%
Open Space, Natural, Cultural Resources & Scenic Views Preservation	$ 3,214,857	$ 3,580,362	$ 3,759,252	$ 3,714,023	$ (45,229)	-1.2%
Affordable Housing Fund	$ 6,429,714	$ 14,321,450	$ 15,037,010	$ 14,856,093	$ (180,917)	-1.2%
Experimental and Demonstration Housing	$ -	$ 1,000,000	$ -	$ -	$ -	0%
General Costs	$ 846,052	$ 981,288	$ 2,162,000	$ 2,162,000	$ -	0.0%
COVID-19	$ -	$ -	$ 10,000,000	$ 10,000,000	$ -	0.0%
Climate Change, Resiliency, & Sustainab	$ -	$ -	$ 1,000,000	$ -	$ (1,000,000)	-100.0%
Overhead Reimbursements	$ (18,706,423)	$ (18,744,426)	$ (21,183,179)	$ (21,137,000)	$ 46,179	-0.2%
Disqualified Projects Tax Exempt	$ 7,833,111	$ -	$ -	$ -	$ -	0%
Emergency Fund	$ 6,500,000	$ 6,500,000	$ 6,023,516	$ 3,000,000	$ (3,023,516)	-50.2%
Post-Employment Obligations Fund	$ 18,126,930	$ 22,249,711	$ 18,000,000	$ 3,000,000	$ (15,000,000)	-83.3%
One Main Plaza Lease	$ 357,848	$ 365,714	$ 500,000	$ 500,000	$ -	0.0%
Program Total	**$145,743,583**	**$167,193,417**	**$197,179,314**	**$ 194,880,801**	**$ (2,298,513)**	**-1.2%**
FUND TOTAL	**$145,743,583**	**$167,193,417**	**$197,179,314**	**$ 194,880,801**	**$ (2,298,513)**	**-1.2%**

Note: True sum may be different due to rounding.

Fire and Public Safety

Mayor's Proposed Budget
FY 2022

This page has been intentionally left blank.

Department Summary

Mission

The Department of Fire and Public Safety ("Department") is dedicated to protect and preserve life, environment, and property.

Countywide Outcome(s)

The Department of Fire and Public Safety supports the following countywide outcome(s):

- An Affordable, Healthy, and Thriving Community
- An Environmentally Responsible and Sustainable Community
- A Prepared, Safe, and Livable County

Organization Chart

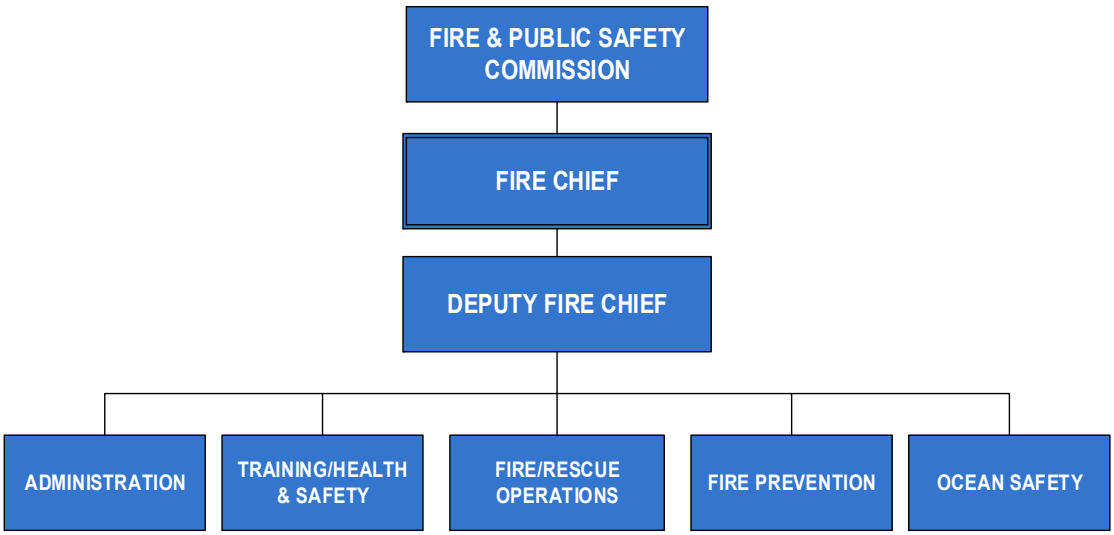

Strategies

The Department uses its core values as a guide to accomplish its mission. The pursuit of excellence and demonstrating high professional standards are critical to ensure the best possible service for the community. There is a commitment to be involved in the community and be accountable for honest and ethical behavior. Providing effective and responsive means of communication throughout the organization and the community is essential. The best health and safety programs are provided for the employees' well-being and operational readiness. Teamwork and shared leadership are integral to this organization. Seeking out and implementing innovative and progressive thinking to address change effectively will benefit those that are served by this department.

Operations

The Department has ten fire stations on Maui, three on Molokai, and one on Lanai. In addition, there are twelve Ocean Safety lifeguard towers on various beaches throughout Maui. These fire stations and lifeguard towers; along with the Fire Prevention, Training, and Health and Safety Bureaus; Mechanic Shop; and Administrative Services, all work together to provide the necessary services for the residents and visitors of Maui County. The Fire and Public Safety Commission reviews the operations of the Department and makes recommendations for changes.

External Factors Description

Departmental opportunities include the following:

- Grant funding;
- Guidance by the fire accreditation process;
- Promote collaborative relationships with collective bargaining;
- Build positive community relations;
- Develop large pool of in-house trainers;
- Develop a collaborative relationship with the Fire and Public Safety Commission and other government entities; and
- Instill cooperation from private businesses and other County Departments during large brushfires.

Departmental threats include the following:

- Risk of lawsuits and legal liabilities as a result of Departmental actions (negligence, variance from professional standards, negligent supervision, personnel practice liability, etc.);
- Community growth that exceeds the Department's service delivery capabilities;
- Effect of natural and man-made disasters and threats (loss of infrastructure, staffing shortages, terrorism, etc.) and other environmental factors;
- Economic shortfalls that affect the Department's budget resources;
- Cost of living outpacing worker income; and
- Substance abuse, stress and personal relationships that distract from job performance.

COVID-19 has had an immense effect on Department operations. Between adjusting work shifts, and modifying training locations and methodologies to meet CDC guidelines, the Department also faced unprecedented personal protective equipment (PPE) challenges. The increase in PPE usage created a management issue due to high rising costs and drastic shortfalls to the supply chain. With 14 fire stations and 10 lifeguard towers, additional sanitation policies were implemented to keep everyone safe and healthy. Some of the effects of COVID-19 on operations include:

- Developing COVID-19 specific decontamination procedures of personnel, equipment, and facilities
- Dedicating personnel to be liaison(s) with the Department of Health
- Modifying emergency response procedures
- Adjusting work schedules and managing overtime to ensure proper coverage, particularly when personnel are under quarantine

Department Summary

Department Budget Summary by Fund

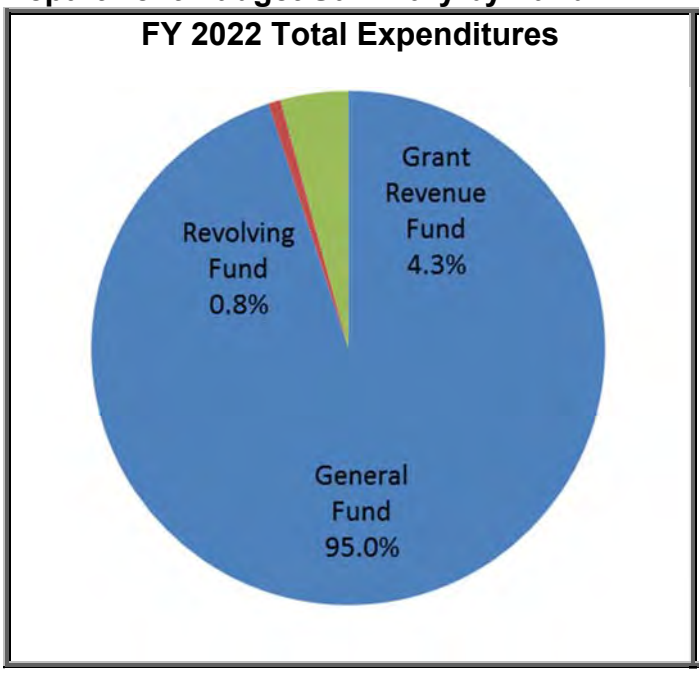

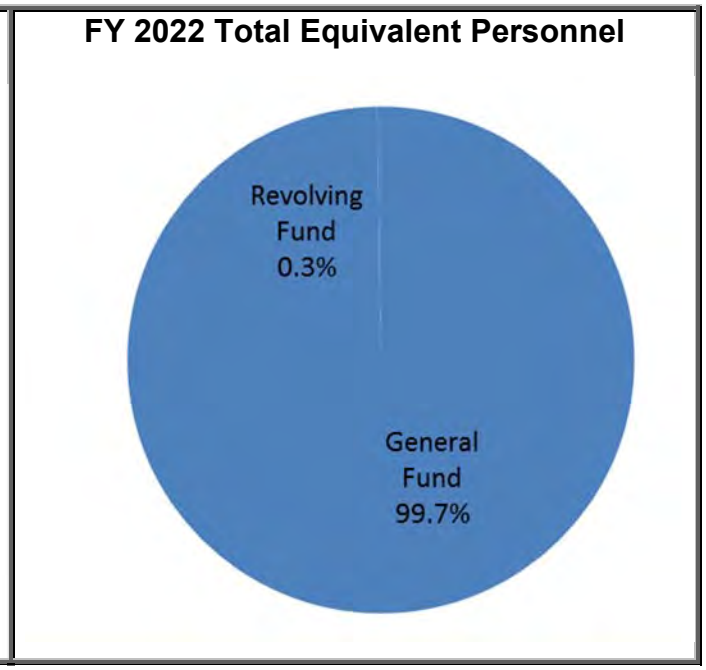

Department Budget Summary by Fiscal Year

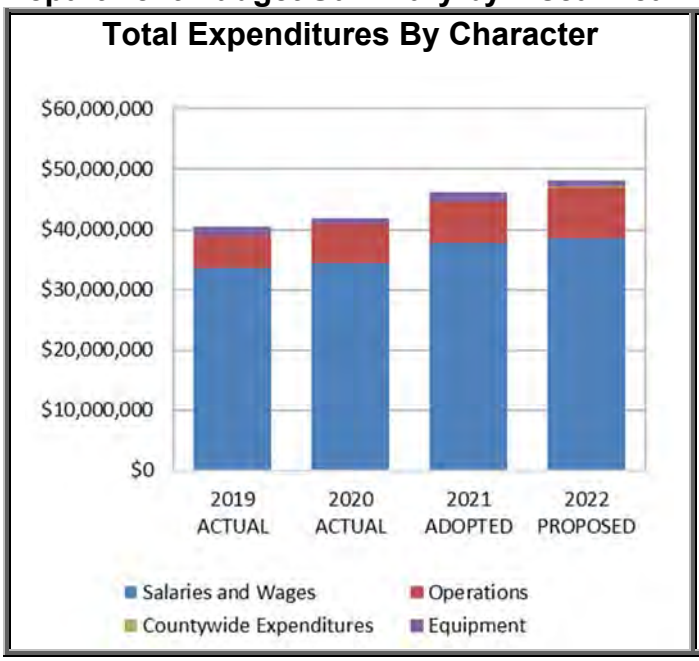

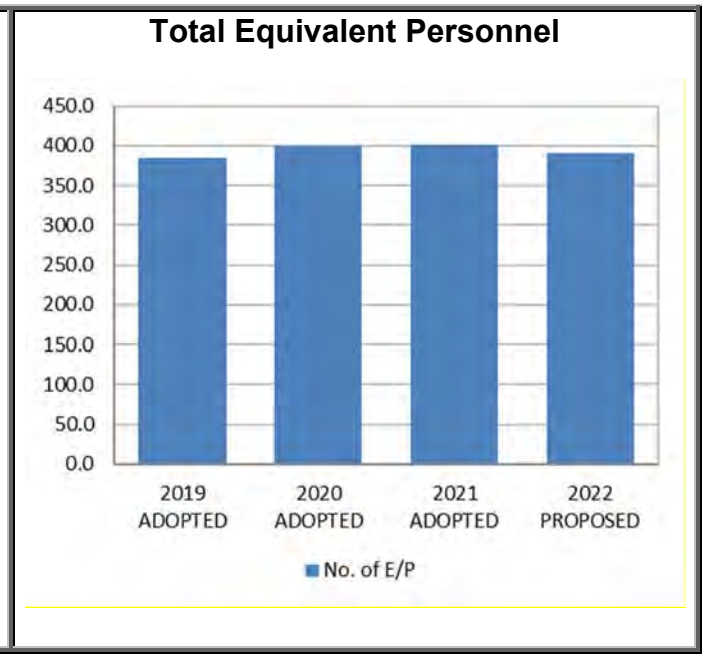

Department Summary

Expenditures Summary by Character & Object

CHARACTER/ OBJECT DESCRIPTION	2019 ACTUAL	2020 ACTUAL	2021 ADOPTED	2022 PROPOSED	CHANGE AMOUNT	CHANGE PERCENT
Salaries and Wages						
OTHER PREMIUM PAY	$4,525,235	$4,528,672	$6,557,855	$5,424,335	-$1,133,520	-17.3%
WAGES & SALARIES	$29,125,318	$29,811,769	$31,138,963	$33,086,843	$1,947,880	6.3%
Salaries and Wages Total	**$33,650,553**	**$34,340,440**	**$37,696,818**	**$38,511,178**	**$814,360**	**2.2%**
Operations						
MATERIALS & SUPPLIES	$1,109,572	$1,452,170	$1,527,096	$1,532,896	$5,800	0.4%
OTHER COSTS	$818,342	$931,853	$1,121,263	$1,118,813	-$2,450	-0.2%
SERVICES	$1,892,237	$2,765,274	$2,403,529	$3,155,929	$752,400	31.3%
SPECIAL PROJECTS	$0	$0	$0	$1,450,000	$1,450,000	N/A
TRAVEL	$205,722	$150,972	$329,833	$299,833	-$30,000	-9.1%
UTILITIES	$807,642	$799,786	$861,866	$887,216	$25,350	2.9%
INTERFUND COST RECLASSIFICATION	$470,478	$438,953	$681,213	$66,182	-$615,031	-90.3%
Operations Total	**$5,303,992**	**$6,539,008**	**$6,924,800**	**$8,510,869**	**$1,586,069**	**22.9%**
Countywide Expenditures						
OTHER COSTS	$30,338	$31,243	$32,400	$32,800	$400	1.2%
Countywide Expenditures Total	**$30,338**	**$31,243**	**$32,400**	**$32,800**	**$400**	**1.2%**
Equipment						
LEASE PURCHASES	$5,281	$5,281	$6,075	$4,613	-$1,462	-24.1%
MACHINERY & EQUIPMENT	$1,487,792	$976,609	$1,531,000	$1,036,704	-$494,296	-32.3%
Equipment Total	**$1,493,074**	**$981,890**	**$1,537,075**	**$1,041,317**	**-$495,758**	**-32.3%**
Department Total	**$40,477,956**	**$41,892,581**	**$46,191,093**	**$48,096,164**	**$1,905,071**	**4.1%**

Equivalent Personnel Summary by Program

PROGRAM	2019 ADOPTED	2020 ADOPTED	2021 ADOPTED	2022 PROPOSED	CHANGE AMOUNT	CHANGE PERCENT
Administration/Maintenance Program	16.0	18.0	19.0	19.0	0.0	0.0%
Fire Prevention Program	11.0	11.0	12.0	12.0	0.0	0.0%
Fire/Rescue Operations Program	287.0	287.0	287.0	287.0	0.0	0.0%
Training Program	8.0	9.0	9.0	9.0	0.0	0.0%
Ocean Safety Program	62.5	74.5	73.5	63.0	-10.5	-14.3%
Department Total	**384.5**	**399.5**	**400.5**	**390.0**	**-10.5**	**-2.6%**

Administration Program

Program Description

The Administration Program includes the Chief's office, Fiscal, and Human Resources sections. It reviews recommendations and comments from the Fire and Public Safety Commission.

Countywide Outcome(s)

The Administration/Maintenance Program supports the following countywide outcome(s):

- An Affordable, Healthy, and Thriving Community
- An Environmentally Responsible and Sustainable Community
- A Prepared, Safe, and Livable County

Population Served

This program provides services to Department personnel and the Fire and Public Safety Commission.

Services Provided

The program provides administrative assistance for all Department programs, maintains the supplies and equipment inventories, ensures that all personnel matters are addressed, and that all Department rules and regulations are enforced. It also develops and manages the Department's annual budget.

Key Activity Goals & Measures

GOALS/OBJECTIVES	SUCCESS MEASUREMENTS	FY 2020 ACTUAL	FY 2021 ESTIMATE	FY 2022 ESTIMATE
Goal #1: Provide the Department with the resources & policies needed for success.				
1. Identify alternative revenue sources	Dollar value of grants applied for	N/A	300,000	300,000
	Dollar value of grants awarded	N/A	50%	150,000
2. Ensure compliance with legally mandated policies, procedures, and programs	% of compliance	N/A	90%	90%
Goal #2: Identify and obtain essential equipment based on national standards where applicable.				
1. Utilize a Research & Development Committee	# of items changed or implemented	N/A	2	2

Administration Program

Program Budget Summary by Fiscal Year – General Fund

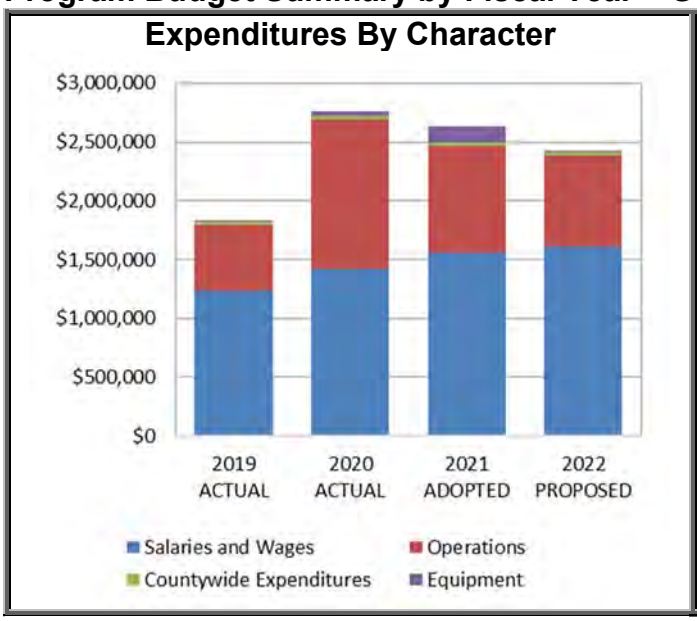

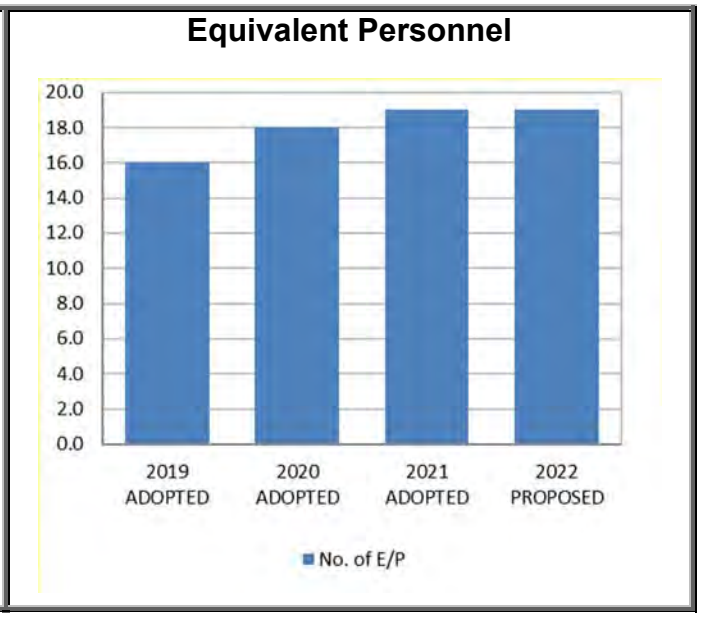

Expenditures Summary by Character & Object – General Fund

CHARACTER/ OBJECT DESCRIPTION	2019 ACTUAL	2020 ACTUAL	2021 ADOPTED	2022 PROPOSED	CHANGE AMOUNT	CHANGE PERCENT
Salaries and Wages						
OTHER PREMIUM PAY	$53,297	$72,803	$81,600	$85,680	$4,080	5.0%
WAGES & SALARIES	$1,184,707	$1,351,709	$1,475,421	$1,527,663	$52,242	3.5%
Salaries and Wages Total	**$1,238,003**	**$1,424,512**	**$1,557,021**	**$1,613,343**	**$56,322**	**3.6%**
Operations						
MATERIALS & SUPPLIES	$48,830	$167,909	$55,504	$55,504	$0	N/A
OTHER COSTS	$43,187	$123,869	$70,775	$70,775	$0	N/A
SERVICES	$121,605	$645,734	$367,832	$267,832	-$100,000	-27.2%
TRAVEL	$35,309	$33,506	$81,303	$51,303	-$30,000	-36.9%
UTILITIES	$306,473	$298,930	$328,958	$328,958	$0	N/A
Operations Total	**$555,404**	**$1,269,948**	**$904,372**	**$774,372**	**-$130,000**	**-14.4%**
Countywide Expenditures						
OTHER COSTS	$29,722	$30,257	$32,400	$32,400	$0	N/A
Countywide Expenditures Total	**$29,722**	**$30,257**	**$32,400**	**$32,400**	**$0**	**N/A**
Equipment						
LEASE PURCHASES	$2,570	$2,570	$2,956	$2,609	-$347	-11.7%
MACHINERY & EQUIPMENT	$0	$32,395	$133,500	$0	-$133,500	-100.0%
Equipment Total	**$2,570**	**$34,965**	**$136,456**	**$2,609**	**-$133,847**	**-98.1%**
Program Total	**$1,825,699**	**$2,759,682**	**$2,630,249**	**$2,422,724**	**-$207,525**	**-7.9%**

Administration Program

Equivalent Personnel Summary by Position Title – General Fund

POSITION TITLE	2019 ADOPTED	2020 ADOPTED	2021 ADOPTED	2022 PROPOSED	CHANGE AMOUNT	CHANGE PERCENT
Account Clerk III	2.0	2.0	2.0	2.0	0.0	0.0%
Accountant IV	1.0	1.0	1.0	1.0	0.0	0.0%
Administrative Officer	1.0	1.0	1.0	1.0	0.0	0.0%
Assistant Fire Chief	2.0	2.0	2.0	2.0	0.0	0.0%
Building Maintenance Repairer	1.0	1.0	1.0	1.0	0.0	0.0%
Communications Support Technician	0.0	1.0	1.0	1.0	0.0	0.0%
Department Personnel Clerk	1.0	1.0	1.0	1.0	0.0	0.0%
Deputy Fire Chief	1.0	1.0	1.0	1.0	0.0	0.0%
Fire Chief	1.0	1.0	1.0	1.0	0.0	0.0%
Fire Internal Affairs Officer	1.0	1.0	1.0	1.0	0.0	0.0%
Fire Services Officer	1.0	1.0	1.0	1.0	0.0	0.0%
Inventory Maintenance Technician	1.0	1.0	1.0	1.0	0.0	0.0%
Office Operations Assistant II	1.0	2.0	2.0	2.0	0.0	0.0%
Personnel Assistant I	0.0	0.0	1.0	1.0	0.0	0.0%
Private Secretary	1.0	1.0	1.0	1.0	0.0	0.0%
Secretary III	1.0	1.0	1.0	1.0	0.0	0.0%
Program Total	**16.0**	**18.0**	**19.0**	**19.0**	**0.0**	**0.0%**

Continuation Budget Changes (+/- $10,000) from FY 2021 Adopted Budget

EXPLANATION OF BUDGET CHANGES	CHANGE AMOUNT	CHANGE E/P
Salaries and Wages		
911008A-5101 Regular Wages: Increases pursuant to Executive Order 2019-01 and the Collective Bargaining Agreement; includes Bureau Opportunity Benefit Incentive; position reallocations; position filled at lower rate and higher step.	$52,242	0.0
Operations		
SERVICES:		
911008B-6132 Professional Services: Deletion of one-time appropriation for reviewing alternate sites for construction of a fire station in Haiku.	-$250,000	
TRAVEL:		
911008B-6201 Airfare, Transportation: Deletion of one-time appropriation for travel for truck inspections.	-$20,000	
911008B-6222 Per Diem Non-Reportable: Deletion of one-time appropriation for travel for truck inspections.	-$10,000	
Equipment		
911012C-7036 Furniture/Fixtures: Delete one-time FY 2021 appropriation.	-$61,500	
911008C-7044 Other Equipment: Delete one-time FY 2021 appropriation.	-$72,000	

Administration Program

Expansion Budget Request from FY 2021 Adopted Budget

EXPLANATION OF BUDGET CHANGES	CHANGE AMOUNT	CHANGE E/P
Salaries and Wages		
None.	$0	0.0
Operations		
SERVICES:		
911008B-6132 Professional Services: Facility assessment surveys for Wailuku, Paia, Lahaina, and Makawao stations.	$150,000	
Equipment		
None.	$0	
TOTAL EXPANSION BUDGET	**$150,000**	**0.0**

Training Program

Program Description

The Training Program consists of the Training Bureau and the Health and Safety Bureau. The program description, population served, services provided, and key activity goals and measures for each bureau are presented separately on the following pages.

Countywide Outcome(s)

The Training Program supports the following countywide outcome(s):

- An Affordable, Healthy, and Thriving Community
- An Environmentally Responsible and Sustainable Community
- A Prepared, Safe, and Livable County

Program Budget Summary by Fiscal Year – General Fund

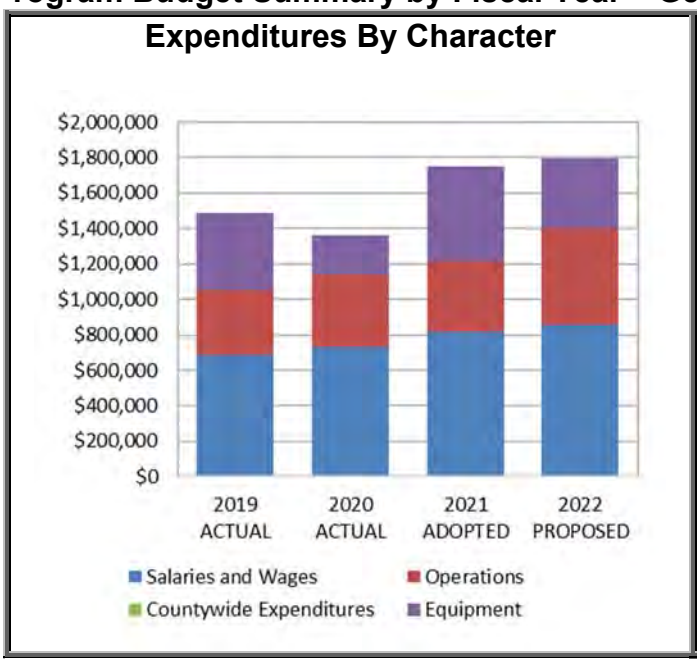

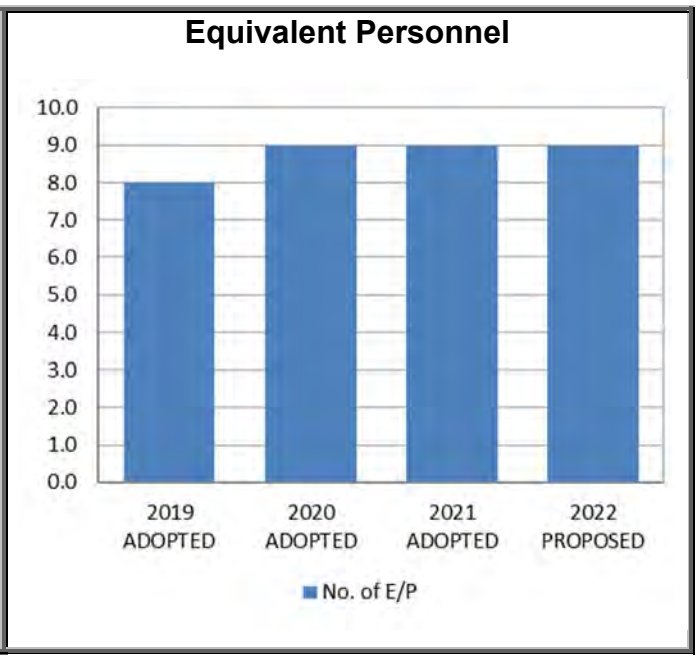

Training Program

Expenditures Summary by Character & Object – General Fund

CHARACTER/ OBJECT DESCRIPTION	2019 ACTUAL	2020 ACTUAL	2021 ADOPTED	2022 PROPOSED	CHANGE AMOUNT	CHANGE PERCENT
Salaries and Wages						
OTHER PREMIUM PAY	$71,979	$92,709	$75,000	$120,000	$45,000	60.0%
WAGES & SALARIES	$610,708	$638,014	$745,164	$737,688	-$7,476	-1.0%
Salaries and Wages Total	**$682,688**	**$730,723**	**$820,164**	**$857,688**	**$37,524**	**4.6%**
Operations						
MATERIALS & SUPPLIES	$160,842	$282,207	$195,102	$245,102	$50,000	25.6%
OTHER COSTS	$80,346	$52,440	$38,123	$38,123	$0	N/A
SERVICES	$91,632	$55,356	$77,763	$172,763	$95,000	122.2%
TRAVEL	$37,178	$19,575	$83,750	$83,750	$0	N/A
UTILITIES	$2,547	$344	$5,525	$5,525	$0	N/A
Operations Total	**$372,544**	**$409,921**	**$400,263**	**$545,263**	**$145,000**	**36.2%**
Countywide Expenditures						
OTHER COSTS	$299	$599	$0	$0	$0	N/A
Countywide Expenditures Total	**$299**	**$599**	**$0**	**$0**	**$0**	**N/A**
Equipment						
LEASE PURCHASES	$1,553	$1,553	$1,786	$967	-$819	-45.9%
MACHINERY & EQUIPMENT	$429,426	$217,572	$526,600	$390,704	-$135,896	-25.8%
Equipment Total	**$430,979**	**$219,124**	**$528,386**	**$391,671**	**-$136,715**	**-25.9%**
Program Total	**$1,486,510**	**$1,360,367**	**$1,748,813**	**$1,794,622**	**$45,809**	**2.6%**

Equivalent Personnel Summary by Position Title – General Fund

POSITION TITLE	2019 ADOPTED	2020 ADOPTED	2021 ADOPTED	2022 PROPOSED	CHANGE AMOUNT	CHANGE PERCENT
Fire Captain	2.0	2.0	2.0	2.0	0.0	0.0%
Fire Fighter III	4.0	4.0	4.0	4.0	0.0	0.0%
Fire Fighter III (Medical Specialist)	1.0	1.0	1.0	1.0	0.0	0.0%
Program Services Assistant	1.0	1.0	1.0	1.0	0.0	0.0%
SCBA Technician	0.0	1.0	1.0	1.0	0.0	0.0%
Program Total	**8.0**	**9.0**	**9.0**	**9.0**	**0.0**	**0.0%**

Continuation Budget Changes (+/- $10,000) from FY 2021 Adopted Budget

EXPLANATION OF BUDGET CHANGES	CHANGE AMOUNT	CHANGE E/P
Salaries and Wages		
911420A-5206 Standby: Transfer to subobject 5215 Premium pay.	-$52,000	0.0
911420A-5215 Premium Pay: Transfer from subobject 5206 ($52,000); Increase based on FY 21 YTD average ($45,000).	$97,000	0.0
Operations		
MATERIALS & SUPPLIES:		
911255B-6051 Safety Supplies: Deletion of one-time appropriation for Wildland PPE.	-$30,000	
Equipment		
MACHINERY AND EQUIPMENT:		
911255C-7035 Fire Equipment: Delete one-time FY 2021 appropriation.	-$185,000	
911255C-7044 Other Equipment: Delete one-time FY 2021 appropriation.	-$330,200	

Training Program

Expansion Budget Request from FY 2021 Adopted Budget

EXPLANATION OF BUDGET CHANGES	CHANGE AMOUNT	CHANGE E/P
Salaries and Wages		
None.	$0	0.0
Operations		
MATERIALS & SUPPLIES:		
911255B-6034 Medical & Safety Supplies: Increased cost of medical personal protective equipment (PPE) and supplies due to pandemic ($25,000); Jumbo D oxygen cylinders w/medical bag ($25,000).	$50,000	
911255B-6060 Small Equipment - under $1000: Warehouse stock of various equipment.	$30,000	
SERVICES:		
911255B-6132 Professional Services: PPE maintenance ($60,000); Medical Director services ($35,000).	$95,000	
Equipment		
MACHINERY AND EQUIPMENT:		
911255C-7032 Software Programs: Purchase Warehouse Management Software.	$25,000	
911255C-7035 Fire Equipment: Purchase Personal Protective Equipment (Turnout gear) and Apparatus Equipment.	$142,500	
911255C-7044 Other Equipment: Replacement of twelve (12) Self Contained Breathing Apparatus (SCBA) harnesses and cylinders; Purchase two (2) Extractors for Wailuku and Kihei Fire Stations and ten (10) AEDs with case.	$188,004	
911420C-7033 Educational/Instructional Equipment: Purchase one (1) Rescue Baby QCPR; two (2) Simpad Plus Reporter; and three (3) Adult Resusci Annie CPR Feedback Manikins for Lanai and Molokai.	$11,200	
911420C-7044 Other Equipment: Replacement of Air Conditioning Unit for classroom.	$24,000	
TOTAL EXPANSION BUDGET	**$565,704**	**0.0**

Training Program – Training Bureau

Program Description

The Training Bureau's main purpose is to coordinate all training activities for the Department, from new recruits to Chief Officers. Training programs focus on emergency response preparation for suppression, technical rescue, emergency medical service, and hazardous material incidents, as well as support and promotion of professional development for all personnel.

Population Served

The Training Bureau serves Department personnel, other County and State departments, and agencies.

Services Provided

The Training Bureau provides training for firefighting, emergency medical response, technical rescue, and hazardous materials emergency response; researches and evaluates tools and equipment for effectiveness; certifies personnel at appropriate levels; conducts command and control training; provides facilities, apparatus, and props for realistic training; and evaluates the effectiveness of each.

Key Activity Goals & Measures

GOALS/OBJECTIVES	SUCCESS MEASUREMENTS	FY 2020 ACTUAL	FY 2021 ESTIMATE	FY 2022 ESTIMATE
Goal #1: Provide training to increase competencies for task, tactical and strategic positions within all emergency response capabilities.				
1. Complete quarterly task level (drill schedule) training for all emergency response disciplines for a total of 11,000 employee hours	# of employee hours completed of drill schedule	12,066	11,000	11,000
2. Conduct multi-company incident drills.	# of drills conducted annually	10	1	1
3. Conduct realistic training opportunities by providing access to facilities and props via 250 training sessions annually	# of training sessions utilizing training facility and props	35	250	250
Goal #2: Standardize training levels department-wide for suppression, hazardous materials, and technical rescue.				
1. Maintain proficiency and consistency in firefighting and rescue disciplines by conducting topic-specific cadre-led trainings annually	# of trainings annually	11	10	10

Training Program – Training Bureau

Key Activity Goals & Measures (Cont'd)

GOALS/OBJECTIVES	SUCCESS MEASUREMENTS	FY 2020 ACTUAL	FY 2021 ESTIMATE	FY 2022 ESTIMATE
Goal #3: Provide appropriate position-specific certification for suppression, hazardous materials, and technical rescue response.				
1. Promote Professional Development for incumbents by conducting certification classes annually.	# of classes annually	N/A	4	4
Goal #4: Ensure that employees provide an appropriate standard of care (within their defined scope of practice) to ill and/or injured members of our community calling for our assistance while protecting their own health and safety.				
1. Complete certification of the Emergency Medical Responder (EMR) level through the National Registry of Emergency Medical Technicians (NREMT), including a valid Basic Life Support (BLS) level for healthcare providers including Cardiopulmonary Resuscitation (CPR) certificate from the American Heart Association (AHA) for all uniformed personnel	% of uniformed personnel achieving or maintaining NREMT certification at the EMR level or above	47%	50%	53%

Training Program – Health and Safety Bureau

Program Description

The Health and Safety Bureau is responsible for the well-being of Department personnel, along with the purchase and distribution of emergency medical service supplies.

Population Served

The Health and Safety Bureau serves the Department's personnel.

Services Provided

The Health and Safety Bureau provides the supplies necessary to perform emergency medical functions effectively and safely; issues, maintains, and provides training for respiratory and other personal protective equipment; manages the fitness program; provides rehabilitation and medical monitoring during large and/or prolonged incidents; and administers critical incident stress management.

Key Activity Goals & Measures

GOALS/OBJECTIVES	SUCCESS MEASUREMENTS	FY 2020 ACTUAL	FY 2021 ESTIMATE	FY 2022 ESTIMATE
Goal #1: Ensure compliance with Occupational Safety and Health Administration (OSHA) Respiratory Protection Standard.				
1. Maintain Hawaii Occupational Safety and Health (HIOSH) compliance with respirator fit testing	% of uniformed personnel completing fit testing	40%	98%	98%
2. Complete annual flow testing of all Self Contained Breathing Apparatus (SCBA) units	% of SCBA units in service for which flow testing was performed, per year	100%	100%	100%
3. Provide quality compressed breathing air for Firefighters by conducting required air sample tests annually	# of required air sample tests completed	12	24	24
Goal #2: Enhance the overall health and wellness of all Department staff.				
1. Offer annual physical exam to all Fire Fighters, Ocean Safety Officers, Building Maintenance Repairer, and Mechanics	# of personnel completing physical exams annually	96	387	311
2. Provide four articles annually to keep all members up-to-date on relevant health/fitness education	# of articles made available to personnel	3	4	4
3. Provide rehab at qualifying incidents	# of overtime hours spent	N/A	240	240

Training Program – Health and Safety Bureau

Key Activity Goals & Measures (Cont'd)

GOALS/OBJECTIVES	SUCCESS MEASUREMENTS	FY 2020 ACTUAL	FY 2021 ESTIMATE	FY 2022 ESTIMATE
Goal #3: Reduce the incidence/likelihood of occupational injuries and deaths due to poor fitness, while enhancing the efficiency of our members in the performance of physically demanding job tasks to provide more effective and safe emergency services to the public.				
1. Track work-related injuries to incorporate applicable exercises into the fitness routine	# of personnel incurring work comp injuries	26	35	35
2. Provide personnel with fitness equipment necessary to maintain fitness while on duty	% of identified equipment available at each station	N/A	100%	100%

Program Budget Summary by Fiscal Year – Grant Revenue Fund

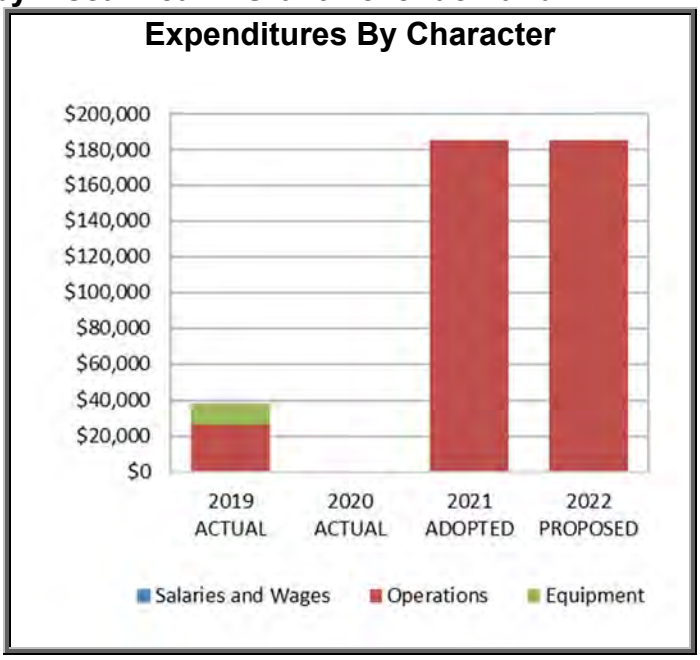

Training Program – Health and Safety Bureau

Expenditures Summary by Character & Object – Grant Revenue Fund

CHARACTER/ OBJECT DESCRIPTION	2019 ACTUAL	2020 ACTUAL	2021 ADOPTED	2022 PROPOSED	CHANGE AMOUNT	CHANGE PERCENT
Salaries and Wages						
OTHER PREMIUM PAY	$0	$0	$0	$0	$0	N/A
WAGES & SALARIES	$0	$0	$0	$0	$0	N/A
Salaries and Wages Total	**$0**	**$0**	**$0**	**$0**	**$0**	**N/A**
Operations						
MATERIALS & SUPPLIES	$13,029	$0	$40,000	$40,000	$0	N/A
OTHER COSTS	$15,000	$0	$0	$0	$0	N/A
SERVICES	$0	$0	$100,000	$100,000	$0	N/A
TRAVEL	-$1,477	$0	$45,000	$45,000	$0	N/A
Operations Total	**$26,552**	**$0**	**$185,000**	**$185,000**	**$0**	**N/A**
Equipment						
MACHINERY & EQUIPMENT	$11,971	$0	$0	$0	$0	N/A
Equipment Total	**$11,971**	**$0**	**$0**	**$0**	**$0**	**N/A**
Program Total	**$38,523**	**$0**	**$185,000**	**$185,000**	**$0**	**N/A**

Summary by Grant Award

Grant Award Name	New grant	Required County match? Yes/No and Match $ or %	FY 2019 Adopted	FY 2020 Adopted	FY 2021 Adopted	FY 2022 Proposed
Hazardous Materials Emergency Preparedness (HMEP) Program	No	No	$25,000	$25,000	$25,000	$25,000
National Fire Academy Training Program	No	No	$20,000	$20,000	$20,000	$20,000
United States Department of Homeland Security (DHS) Federal Emergency Management Agency (FEMA) Assistance to Firefighters Grant (AFG) Program- Operations and Safety Program	No	Yes/10%	$100,000	$100,000	$100,000	$100,000
Hawaii Medical Service Association (HMSA) Foundation Grant	Yes	No	$40,000	$40,000	$40,000	$40,000
TOTAL			**$185,000**	**$185,000**	**$185,000**	**$185,000**

Training Program – Health and Safety Bureau

Grant Award Description

Hazardous Materials Emergency Preparedness ("HMEP") Program

The purpose of this grant program is to increase local effectiveness in handling hazardous material accidents and incidents safely and efficiently, and to encourage a comprehensive approach to emergency training and planning by incorporating the unique challenges of responses to transportation situations.

National Fire Academy Training Program

Grant revenue funds are utilized for reimbursement of airfare and lodging expenses to send fire personnel to the National Fire Academy for training.

United States Department of Homeland Security ("DHS") Federal Emergency Management Agency ("FEMA") Assistance to Firefighters Grant ("AFG") Program-Operations and Safety Program

The purpose of the U.S. DHS FEMA AFG Program is to protect the health and safety of the public and firefighting personnel against fire and fire-related hazards.

Hawaii Medical Service Association ("HMSA") Foundation Grant

This program promotes healthy lifestyles and disease prevention through safety/injury prevention, clinical prevention services, quality improvement programs, physical activity promotion, and nutrition education.

Fire/Rescue Operations Program

Program Description
The Fire/Rescue Operations Program includes all uniformed personnel that are assigned to line positions at the fire stations.

Countywide Outcome(s)
The Fire/Rescue Operations Program supports the following countywide outcome(s):
- An Affordable, Healthy, and Thriving Community
- An Environmentally Responsible and Sustainable Community
- A Prepared, Safe, and Livable County

Population Served
This program serves the residents and visitors of Maui County.

Services Provided
This program provides firefighting, rescue, and first-responder emergency services in order to save lives and property from fires and other emergencies arising on land, sea, and hazardous terrain, including the mitigation and stabilization of hazardous materials and incidents relating to the same.

Key Activity Goals & Measures

GOALS/OBJECTIVES	SUCCESS MEASUREMENTS	FY 2020 ACTUAL	FY 2021 ESTIMATE	FY 2022 ESTIMATE
Goal #1: Manage the tracking system effectively and efficiently to provide accurate data on Department calls for services and responses to emergencies.				
1. Provide data and stats on helicopter usage for fires, ocean rescues, mountain rescues, residents, and visitors	# of helicopter hours for incidents	N/A	285	285
	# of helicopter incidents for residents	63	65	65
	# of helicopter incidents for visitors	59	60	60
2. Provide accurate statistical breakdown of total incidents by category	# of fire emergencies	652	800	800
	# of medical emergencies	7,094	8,000	8,000
	# of other emergencies	4,163	4,500	4,000
	# of deaths	0	0	0
3. Provide accurate statistical data of the % of incidents involving residents vs. visitors	% of residents vs. % of visitors involved in incidents	98% vs 2%	82% vs 18%	82% vs 18%
4. Provide effective fire-fighting tactics and strategies	% of fires confined to building and/or area of origin	N/A	90%	90%
5. Ability of the first in fire truck to respond to incidents in their district	% of calls responded to by other than the first in district fire truck	N/A	10%	10%

Fire/Rescue Operations Program

Key Activity Goals & Measures (Cont'd)

GOALS/OBJECTIVES	SUCCESS MEASUREMENTS	FY 2020 ACTUAL	FY 2021 ESTIMATE	FY 2022 ESTIMATE
Goal #2: Reduce the risk and vulnerability of the community and first responders.				
1. Conduct and document district community risk and vulnerability assessment	% of districts that identified their high, medium, and low hazard occupancies	N/A	100%	100%
Goal #3: Provide the Department with safe and operational vehicles and equipment.				
1. Ensure that the Department's fleet has high availability and repairs are made in a timely manner	Total # of vehicles in fleet	213	205	205
	# of vehicles in service per technician	50	45	45
	% of vehicles available	95%	93%	93%
	# of work orders received	N/A	1,000	1,000
	# of work orders completed	N/A	600	600

Program Budget Summary by Fiscal Year – General Fund

Expenditures By Character

Equivalent Personnel

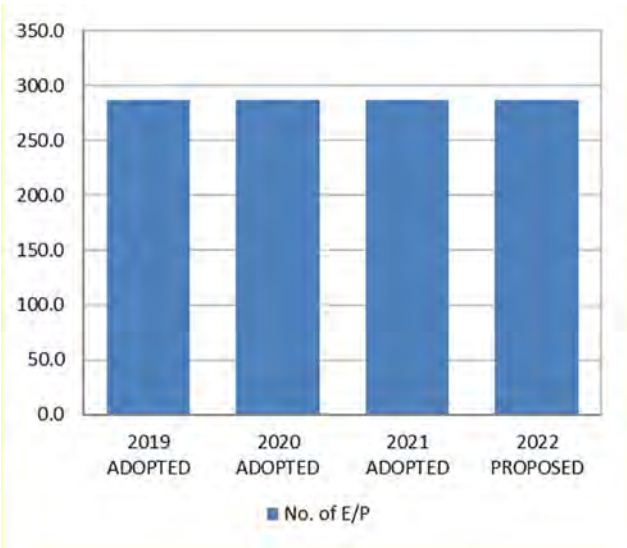

Fire/Rescue Operations Program

Expenditures Summary by Character & Object – General Fund

CHARACTER/ OBJECT DESCRIPTION	2019 ACTUAL	2020 ACTUAL	2021 ADOPTED	2022 PROPOSED	CHANGE AMOUNT	CHANGE PERCENT
Salaries and Wages						
OTHER PREMIUM PAY	$4,022,344	$3,833,627	$4,695,800	$4,695,800	$0	N/A
WAGES & SALARIES	$22,871,734	$23,508,972	$23,663,352	$25,550,110	$1,886,758	8.0%
Salaries and Wages Total	**$26,894,078**	**$27,342,599**	**$28,359,152**	**$30,245,910**	**$1,886,758**	**6.7%**
Operations						
MATERIALS & SUPPLIES	$782,897	$872,691	$1,026,505	$981,505	-$45,000	-4.4%
OTHER COSTS	$605,511	$663,719	$652,665	$652,665	$0	N/A
SERVICES	$1,573,198	$1,926,682	$1,782,922	$2,532,922	$750,000	42.1%
TRAVEL	$91,832	$76,543	$60,500	$60,500	$0	N/A
UTILITIES	$444,136	$448,132	$459,184	$484,184	$25,000	5.4%
Operations Total	**$3,497,574**	**$3,987,766**	**$3,981,776**	**$4,711,776**	**$730,000**	**18.3%**
Equipment						
MACHINERY & EQUIPMENT	$916,909	$372,520	$289,400	$105,000	-$184,400	-63.7%
Equipment Total	**$916,909**	**$372,520**	**$289,400**	**$105,000**	**-$184,400**	**-63.7%**
Program Total	**$31,308,561**	**$31,702,885**	**$32,630,328**	**$35,062,686**	**$2,432,358**	**7.5%**

Equivalent Personnel Summary by Position Title – General Fund

POSITION TITLE	2019 ADOPTED	2020 ADOPTED	2021 ADOPTED	2022 PROPOSED	CHANGE AMOUNT	CHANGE PERCENT
Fire Battalion Chief	6.0	6.0	6.0	6.0	0.0	0.0%
Fire Captain	51.0	51.0	51.0	51.0	0.0	0.0%
Fire Equipment Mechanic	4.0	4.0	4.0	4.0	0.0	0.0%
Fire Fighter I	138.0	138.0	138.0	138.0	0.0	0.0%
Fire Fighter II	18.0	18.0	18.0	18.0	0.0	0.0%
Fire Fighter III	69.0	69.0	69.0	69.0	0.0	0.0%
Lead Fire Equipment Mechanic	1.0	1.0	1.0	1.0	0.0	0.0%
Program Total	**287.0**	**287.0**	**287.0**	**287.0**	**0.0**	**0.0%**

Continuation Budget Changes (+/- $10,000) from FY 2021 Adopted Budget

EXPLANATION OF BUDGET CHANGES	CHANGE AMOUNT	CHANGE E/P
Salaries and Wages		
911024A-5101 Regular Wages: Increases pursuant to the Collective Bargaining Agreement; positions filled at lower/higher step levels.	$103,330	0.0
911032A-5101 Regular Wages: Increases pursuant to the Collective Bargaining Agreement; positions filled at lower/higher step levels.	$105,750	0.0
911040A-5101 Regular Wages: Increases pursuant to the Collective Bargaining Agreement; step movements; positions filled at lower/higher step levels.	$194,271	0.0
911057A-5101 Regular Wages: Increases pursuant to the Collective Bargaining Agreement; step movements; positions filled at lower/higher step levels.	$245,601	0.0
911065A-5101 Regular Wages: Increases pursuant to the Collective Bargaining Agreement; step movements; positions filled at lower step levels.	$62,664	0.0
911073A-5101 Regular Wages: Increases pursuant to the Collective Bargaining Agreement; step movements; positions filled at lower/higher step levels.	$68,144	0.0
911075A-5101 Regular Wages: Increases pursuant to the Collective Bargaining Agreement; step movements; positions filled at lower/higher step levels.	$203,982	0.0
911076A-5101 Regular Wages: Increases pursuant to Executive Order 2019-01.	$110,662	0.0

Fire/Rescue Operations Program

Continuation Budget Changes (+/- $10,000) from FY 2021 Adopted Budget (Cont'd)

EXPLANATION OF BUDGET CHANGES	CHANGE AMOUNT	CHANGE E/P
Salaries and Wages (cont'd)		
911081A-5101 Regular Wages: Increases pursuant to the Collective Bargaining Agreement; step movements; positions filled at higher step levels.	$155,891	0.0
911099A-5101 Regular Wages: Increases pursuant to the Collective Bargaining Agreement; step movements; positions filled at lower step levels.	$112,915	0.0
911107A-5101 Regular Wages: Increases pursuant to the Collective Bargaining Agreement; step movements; positions filled at lower/higher step levels.	$228,430	0.0
911123A-5101 Regular Wages: Increases pursuant to the Collective Bargaining Agreement; step movements; positions filled at lower/higher step levels.	$90,172	0.0
911131A-5101 Regular Wages: Increases pursuant to the Collective Bargaining Agreement; step movements; positions filled at lower/higher step levels.	$112,893	0.0
911142A-5101 Regular Wages: Increases pursuant to the Collective Bargaining Agreement; step movements; positions filled at lower/higher step levels.	$84,457	0.0
Operations		
MATERIALS & SUPPLIES:		
911076B-6060 Small Equipment - under $1000: Deletion of one-time appropriation for Relief apparatus equipment.	-$70,000	
Equipment		
MACHINERY AND EQUIPMENT:		
911057C-7040 Motor Vehicles: Delete one-time FY 2021 appropriation.	-$100,000	
911076C-7030 Communication Equipment: Delete one-time FY 2021 appropriation.	-$27,000	
911076C-7035 Fire Equipment: Delete one-time FY 2021 appropriation.	-$50,500	
911076C-7040 Motor Vehicles: Delete one-time FY 2021 appropriation.	-$100,000	
911076C-7048 Rescue Equipment: Delete one-time FY 2021 appropriation.	-$10,400	

Expansion Budget Request from FY 2021 Adopted Budget

EXPLANATION OF BUDGET CHANGES	CHANGE AMOUNT	CHANGE E/P
Salaries and Wages		
None.	$0	0.0
Operations		
MATERIALS & SUPPLIES:		
911076B-6060 Small Equipment - under $1000: Small equipment for swiftwater rescue.	$25,000	
SERVICES:		
911076B-6129 Other Services: Increase brushfire assistance to current actual level.	$200,000	
911076B-6135 Repairs & maint. buildings: Resurfacing of apparatus bay for Kahului, Hana, and Kula stations. Locker improvements at various stations.	$500,000	
911140B-6112 Contractual Service: New 5 year contract for helicopter service.	$50,000	
UTILITIES:		
911076B-6152 Cellular Telephone: Mobile Data Computer data plan.	$25,000	
Equipment		
MACHINERY AND EQUIPMENT:		
911076C-7040 Motor Vehicles: Replace 4WD Truck with Camper Shell.	$105,000	
TOTAL EXPANSION BUDGET	**$905,000**	**0.0**

Program Budget Summary by Fiscal Year – Grant Revenue Fund

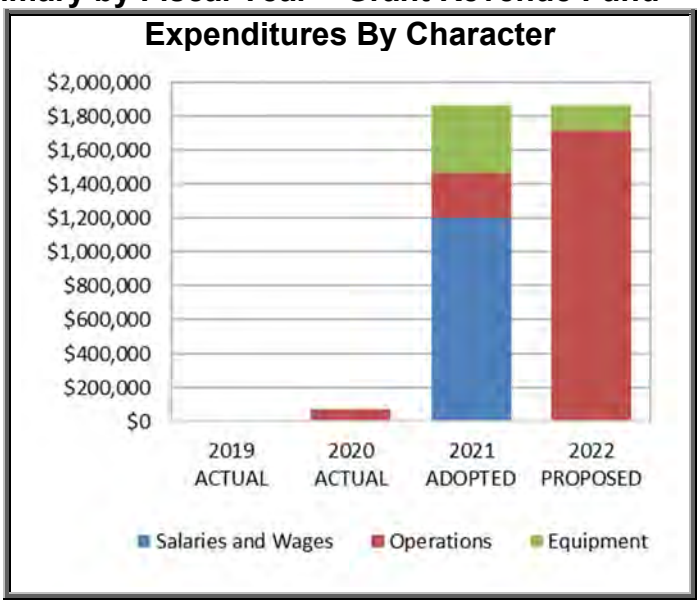

Expenditures Summary by Character & Object – Grant Revenue Fund

CHARACTER/ OBJECT DESCRIPTION	2019 ACTUAL	2020 ACTUAL	2021 ADOPTED	2022 PROPOSED	CHANGE AMOUNT	CHANGE PERCENT
Salaries and Wages						
OTHER PREMIUM PAY	$0	$10,257	$1,200,000	$0	-$1,200,000	-100.0%
WAGES & SALARIES	$0	$436	$0	$0	$0	N/A
Salaries and Wages Total	**$0**	**$10,693**	**$1,200,000**	**$0**	**-$1,200,000**	**-100.0%**
Operations						
MATERIALS & SUPPLIES	$0	$0	$5,700	$5,700	$0	N/A
OTHER COSTS	$1,520	$11,667	$242,500	$242,500	$0	N/A
SERVICES	$0	$32,748	$0	$0	$0	N/A
SPECIAL PROJECTS	$0	$0	$0	$1,450,000	$1,450,000	N/A
TRAVEL	$7,431	$4,970	$16,800	$16,800	$0	N/A
INTERFUND COST RECLASSIFICATION	$0	$8,323	$0	$0	$0	N/A
Operations Total	**$8,951**	**$57,708**	**$265,000**	**$1,715,000**	**$1,450,000**	**547.2%**
Equipment						
MACHINERY & EQUIPMENT	$0	$0	$400,000	$150,000	-$250,000	-62.5%
Equipment Total	**$0**	**$0**	**$400,000**	**$150,000**	**-$250,000**	**-62.5%**
Program Total	**$8,951**	**$68,401**	**$1,865,000**	**$1,865,000**	**$0**	**N/A**

Equivalent Personnel Summary by Position Title – Grant Revenue Fund

The Fire/Rescue Operations Program does not have equivalent personnel funded through the Grant Revenue Fund.

Fire/Rescue Operations Program

Summary by Grant Award

Grant Award Name	New grant	Required County match? Yes/No and Match $ or %	FY 2019 Adopted	FY 2020 Adopted	FY 2021 Adopted	FY 2022 Proposed
Federal Emergency Management Agency (FEMA) Fire Management Assistance Grant	No	No	$700,000	$700,000	$700,000	$700,000
Federal Emergency Management Agency (FEMA) Public Assistance Grant	No	Yes/10%	$500,000	$500,000	$750,000	$750,000
Local Emergency Planning Committee (LEPC)	No	No	$20,000	$20,000	$30,000	$30,000
Private Donations	No	No	$30,000	$30,000	$30,000	$30,000
State of Hawaii Department of Transportation Highway Safety Grants	No	No	$20,000	$20,000	$50,000	$50,000
United States Department of Homeland Security (DHS) Federal Emergency Management Agency (FEMA) Assistance to Firefighters Fire Prevention and Safety Grant	No	No	$0	$0	75,000	$75,000
United States Department of Homeland Security (DHS) Federal Emergency Management Agency (FEMA) Assistance to Firefighters Grant (AFG) Program-Operations and Safety Program	No	Yes/20%	$200,000	$200,000	$200,000	$200,000
Verizon Foundation Grant	No	No	$0	$0	10,000	$10,000
Hazardous Materials Emergency Preparedness (HMEP) Planning & Training Grant	No	Yes/20%	$20,000	$20,000	$20,000	$20,000
TOTAL			**$1,490,000**	**$1,490,000**	**$1,865,000**	**$1,865,000**

Grant Award Description

Federal Emergency Management Agency ("FEMA") Fire Management Assistance Grant

This grant is a reimbursement of funds expended for responses to major fire incidents that meet the criteria for Federal and State disaster declaration. This is a 75% reimbursement of all related expenses that includes equipment use, premium and overtime pay, contractual services, materials, meals, and damaged equipment.

Federal Emergency Management Agency ("FEMA") Public Assistance Grant

This grant is a reimbursement of funds expended for responses to major disasters and any facility damage repair expenses as a result of such disasters.

Local Emergency Planning Committee ("LEPC")

A LEPC has been established to obtain chemical inventory reports from private industry and government agencies that store, use, or manufacture hazardous or extremely hazardous substances. The LEPC also maintains and reviews the local hazardous materials emergency response plan and serves as a forum for government and private industry to address matters regarding the use, storage, manufacture, and transportation of hazardous substances.

Private Donations

Throughout the year, the Department often receives private contributions from the general public for the special services provided by the firefighters at an incident. Donations are sometimes received as equipment for fire personnel at a particular station. Other donations are received from charitable foundations.

State of Hawaii Department of Transportation Highway Safety Grants

This grant allows the department to purchase specialized vehicle extrication equipment to assist with saving the lives of those involved in motor vehicle accidents.

United States Department of Homeland Security (DHS) Federal Emergency Management Agency ("FEMA") Assistance to Firefighters Fire Prevention and Safety Grant

The Fire Prevention and Safety ("FP&S") grants are part of the Assistance to Firefighters Grants ("AFG") and support projects that enhance the safety of the public and firefighters from fire and related hazards. The primary goal is to reduce injury and prevent death among high-risk populations. In 2005, Congress reauthorized funding for FP&S and expanded the eligible uses of funds to include Firefighter Safety Research and Development.

United States Department of Homeland Security ("DHS") Federal Emergency Management Agency ("FEMA") Assistance to Firefighters Grant ("AFG") Program - Operations and Safety Program

The purpose of the AFG Program is to protect the health and safety of the public and firefighting personnel against fire and fire-related hazards.

Verizon Foundation Grant

The goal of this grant program is to improve lives and give back to communities through areas such as education, healthcare and energy management.

Grant Award Description (Cont'd)

Hazardous Materials Emergency Preparedness ("HMEP") Planning & Training Grant

This State of Hawaii funded grant is used to assist in training members of the Department in becoming Hazardous Material Technicians. Theeducational classes include chemistry and hands-on training.

Fire Prevention Program

Program Description
The Fire Prevention Program is essential to abate fires and life-safety hazards before they can cause injury and property damage.

Countywide Outcome(s)
The Fire Prevention Program supports the following countywide outcome(s):
- An Affordable, Healthy, and Thriving Community
- An Environmentally Responsible and Sustainable Community
- A Prepared, Safe, and Livable County

Population Served
This program serves the residents and visitors of Maui County.

Services Provided
Inspect all schools, hospitals, and commercial buildings and seek the correction of any hazards found; educate residents in fire prevention practices; review plans for commercial buildings to ensure all fire safety features are included before the building is built; review, update and enforce the State and County Fire Code; investigate fires to determine their origin and cause, use the information for future fire hazard awareness, and for the prosecution of arson cases; and maintain inspection records and reports to measure results.

Key Activity Goals & Measures

GOALS/OBJECTIVES	SUCCESS MEASUREMENTS	FY 2020 ACTUAL	FY 2021 ESTIMATE	FY 2022 ESTIMATE
Goal #1: Reduce the threat of fire, injury and property loss by conducting fire inspections at intervals consistent with applicable laws and department policies.				
1. Complete inspection of establishments and facilities	# of establishments or facilities inspected	410	1,000	1,000
2. Complete brush and weed abatement inspections	# of brush and weed abatement inspections completed annually	115	300	300
3. Complete inspection of all 33 public schools	# of public schools, K-12, inspected	24	33	33
4. Maintain fire protection systems to provide a safe community	# of fire protection systems inspected	281	250	250
Goal #2: Provide quality fire education programs for the citizens of Maui County and promote fire prevention and public safety education programs.				
1. Conduct fire safety presentations annually	# of fire safety presentations conducted annually	85	100	100
2. Provide portable fire extinguisher training	# of persons provided portable fire extinguisher training	743	1,000	1,000
3. Provide safety training utilizing the fire safety house to elementary students	# of students that participate in the fire safety house training	192	1,000	1,000

Fire Prevention Program

Key Activity Goals & Measures (Cont'd)

GOALS/OBJECTIVES	SUCCESS MEASUREMENTS	FY 2020 ACTUAL	FY 2021 ESTIMATE	FY 2022 ESTIMATE
Goal #3: Conduct thorough fire investigations.				
1. Conduct fire investigations	# of in-depth fire investigations conducted	45	50	50
2. Provide a completed fire investigation report	% of reports completed in 14 days	N/A	100%	100%

Program Budget Summary by Fiscal Year – General Fund

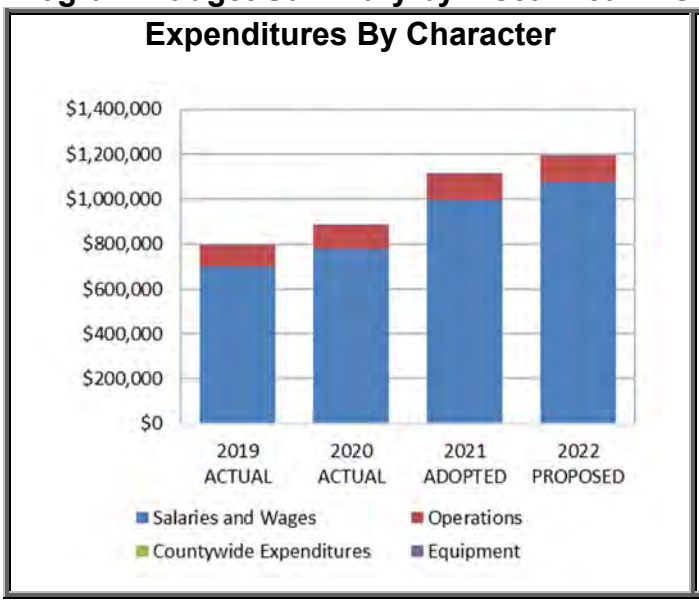

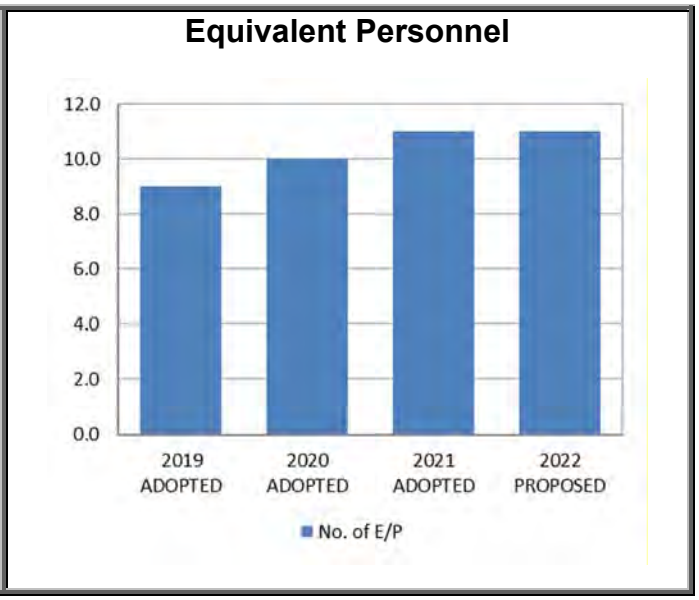

Expenditures Summary by Character & Object – General Fund

CHARACTER/ OBJECT DESCRIPTION	2019 ACTUAL	2020 ACTUAL	2021 ADOPTED	2022 PROPOSED	CHANGE AMOUNT	CHANGE PERCENT
Salaries and Wages						
OTHER PREMIUM PAY	$104,264	$100,191	$76,035	$101,035	$25,000	32.9%
WAGES & SALARIES	$594,265	$680,582	$923,404	$977,844	$54,440	5.9%
Salaries and Wages Total	**$698,529**	**$780,773**	**$999,439**	**$1,078,879**	**$79,440**	**7.9%**
Operations						
MATERIALS & SUPPLIES	$39,853	$38,468	$29,657	$30,457	$800	2.7%
OTHER COSTS	$5,757	$16,866	$31,600	$25,150	-$6,450	-20.4%
SERVICES	$22,318	$18,228	$20,212	$25,112	$4,900	24.2%
TRAVEL	$0	$0	$260	$260	$0	N/A
UTILITIES	$27,491	$26,793	$28,745	$29,095	$350	1.2%
Operations Total	**$95,419**	**$100,355**	**$110,474**	**$110,074**	**-$400**	**-0.4%**
Countywide Expenditures						
OTHER COSTS	$317	$387	$0	$400	$400	N/A
Countywide Expenditures Total	**$317**	**$387**	**$0**	**$400**	**$400**	**N/A**
Equipment						
LEASE PURCHASES	$1,159	$1,159	$1,333	$1,037	-$296	-22.2%
MACHINERY & EQUIPMENT	$4,730	$0	$0	$0	$0	N/A
Equipment Total	**$5,889**	**$1,158**	**$1,333**	**$1,037**	**-$296**	**-22.2%**
Program Total	**$800,154**	**$882,673**	**$1,111,246**	**$1,190,390**	**$79,144**	**7.1%**

Fire Prevention Program

Equivalent Personnel Summary by Position Title – General Fund

Program Total	2019 ADOPTED	2020 ADOPTED	2021 ADOPTED	2022 PROPOSED	CHANGE AMOUNT	CHANGE PERCENT
Account Clerk III	1.0	1.0	1.0	1.0	0.0	0.0%
Fire Captain	1.0	1.0	1.0	1.0	0.0	0.0%
Fire Fighter III	6.0	6.0	6.0	6.0	0.0	0.0%
Fire Fighter IV	0.0	1.0	2.0	2.0	0.0	0.0%
Office Operations Assistant II	1.0	1.0	1.0	1.0	0.0	0.0%
Program Total	**9.0**	**10.0**	**11.0**	**11.0**	**0.0**	**0.0%**

Continuation Budget Changes (+/- $10,000) from FY 2021 Adopted Budget

EXPLANATION OF BUDGET CHANGES	CHANGE AMOUNT	CHANGE E/P
Salaries and Wages		
911412A-5101 Regular Wages: Increases pursuant to the Collective Bargaining Agreement; step movements; Bureau Opportunity Benefit Incentives; positions filled at higher/lower step levels; full year funding for FY21 expansion position.	$54,440	0.0
911412A-5215 Premium Pay: Increase based on FY 2021 YTD average.	$25,000	0.0
Operations		
SERVICES:		
911412B-6138 R & M - Services/Contracts: Reallocation of funds.	-$10,000	
OTHER COSTS:		
911495B-6221 Miscellaneous Other Costs: Reallocation of funds.	-$11,000	
Equipment		
None.	$0	

Expansion Budget Request from FY 2021 Adopted Budget

EXPLANATION OF BUDGET CHANGES	CHANGE AMOUNT	CHANGE E/P
Salaries and Wages		
None.	$0	0.0
Operations		
None.	$0	
Equipment		
None.	$0	
TOTAL EXPANSION BUDGET	**$0**	**0.0**

Fire Prevention Program

Program Description

The Plan Review, Processing, and Inspection Revolving Fund was established and created for the collection of fees for the review of plans and specifications submitted under section 132-9, Hawaii Revised Statutes. Funds may be expended for salaries (no more than two plan reviewers), contracts, materials, supplies, equipment, payment of overtime, travel expenses, and training that will facilitate plan review, public education, fire investigation, permit processing, and inspections.

The Fire Hazard Removal Revolving Fund is appropriated annually during the budget process, which provides funding to pay for the clearing of brush and debris from parcels that have been deemed as a fire hazard. The costs are recoverable against the owner or occupant of the property.

Countywide Outcome(s)

The Fire Prevention Program supports the following countywide outcome(s):

- An Affordable, Healthy, and Thriving Community
- An Environmentally Responsible and Sustainable Community
- A Prepared, Safe, and Livable County

Population Served

This program serves the residents and businesses of Maui County.

Services Provided

Review plans for new construction and renovation projects quickly and efficiently. Ensure that required fire and life safety provisions are met for the public as well as first responders. Provide fire and life safety comments for special-use permits.

The Fire Hazard Removal Revolving Fund also provides services to deal with overgrown parcels. If no corrections are made to address the fire hazard situation after proper notification of the owners, this fund is used by the Fire Chief to clear the hazard.

Key Activity Goals & Measures

GOALS/OBJECTIVES	SUCCESS MEASUREMENTS	FY 2020 ACTUAL	FY 2021 ESTIMATE	FY 2022 ESTIMATE
Goal #1: Provide timely and quality customer service to permit applicants during the plans review process.				
1. Maintain the rate of plans reviewed within 30 days from application at 100%	# of plans reviewed	2111	2,100	2,100
	% of plans reviewed within 30 days from application date	23%	40%	100%

Fire Prevention Program

Program Budget Summary by Fiscal Year – Revolving Fund

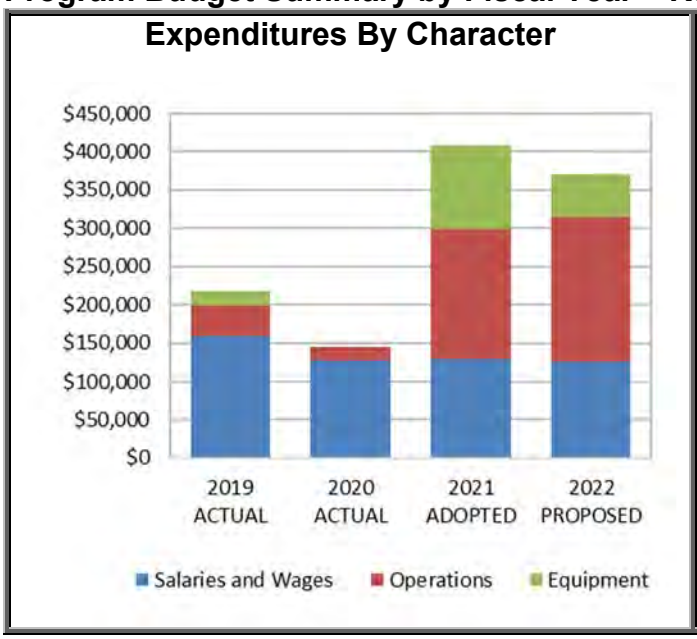

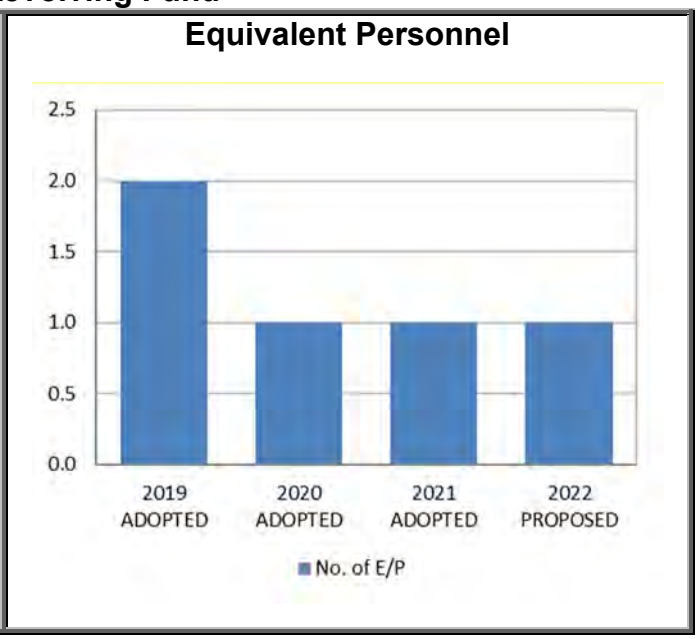

Expenditures Summary by Character & Object – Revolving Fund

CHARACTER/ OBJECT DESCRIPTION	2019 ACTUAL	2020 ACTUAL	2021 ADOPTED	2022 PROPOSED	CHANGE AMOUNT	CHANGE PERCENT
Salaries and Wages						
OTHER PREMIUM PAY	$38,447	$30,671	$29,420	$29,420	$0	N/A
WAGES & SALARIES	$120,135	$96,555	$99,624	$95,952	-$3,672	-3.7%
Salaries and Wages Total	**$158,582**	**$127,226**	**$129,044**	**$125,372**	**-$3,672**	**-2.8%**
Operations						
MATERIALS & SUPPLIES	$0	$0	$2,700	$2,700	$0	N/A
OTHER COSTS	$6,763	$907	$46,900	$46,900	$0	N/A
SERVICES	$0	$1,695	$2,500	$22,500	$20,000	800.0%
TRAVEL	$22,002	$6,785	$35,250	$35,250	$0	N/A
UTILITIES	$10,983	$7,221	$16,150	$16,150	$0	N/A
INTERFUND COST RECLASSIFICATION	$0	$0	$66,182	$66,182	$0	N/A
Operations Total	**$39,747**	**$16,608**	**$169,682**	**$189,682**	**$20,000**	**11.8%**
Equipment						
MACHINERY & EQUIPMENT	$19,551	-$33	$110,000	$55,000	-$55,000	-50.0%
Equipment Total	**$19,551**	**-$33**	**$110,000**	**$55,000**	**-$55,000**	**-50.0%**
Program Total	**$217,881**	**$143,800**	**$408,726**	**$370,054**	**-$38,672**	**-9.5%**

Equivalent Personnel Summary by Position Title – Revolving Fund

POSITION TITLE	2019 ADOPTED	2020 ADOPTED	2021 ADOPTED	2022 PROPOSED	CHANGE AMOUNT	CHANGE PERCENT
Fire Fighter IV	2.0	1.0	1.0	1.0	0.0	0.0%
Program Total	**2.0**	**1.0**	**1.0**	**1.0**	**0.0**	**0.0%**

Ocean Safety Program

Program Description

This program provides lifeguard services such as responding to rescues, providing first aid, and providing water safety educational outreach programs countywide. The program also conducts in-service training for Ocean Safety Officers to keep water safety skills and certifications up-to-date. The Ocean Safety Program was transferred to the Department of Fire and Public Safety from the Department of Parks and Recreation in FY 2017 due to the 2012 amendment to Section 8-7.4 of the County Charter.

ACT 031 Session Laws of Hawaii 2020 established Bargaining Unit 15 ("BU-15") for Ocean & Water Safety Officers under the Hawaii Government Employees Association ("HGEA"). The creation of BU-15 allows for bargaining and negotiations related to Ocean & Water Safety Officers. It removes them from their current bargaining unit 14, which was established in 2013 and included the State Law Enforcement Officers.

Countywide Outcome(s)

The Ocean Safety Program supports the following countywide outcome(s):

- An Affordable, Healthy, and Thriving Community
- An Environmentally Responsible and Sustainable Community
- A Prepared, Safe, and Livable County

Population Served

This program serves the residents and visitors of Maui County.

Services Provided

This program provides lifeguard services at eight county beaches and offshore coastal waters as needed, for 911 emergencies. Prevention and education outreach and training are high priorities in keeping residents and visitors safe in the aquatic environment.

Key Activity Goals & Measures

GOALS/OBJECTIVES	SUCCESS MEASUREMENTS	FY 2020 ACTUAL	FY 2021 ESTIMATE	FY 2022 ESTIMATE
Goal #1: Protect life, property, and environment at beach and coastal areas within Maui County through preventive measures along with safe and effective emergency response.				
1. Maintain the same level of preventive actions (public contacts with safety messages) as documented for the previous year.	# of preventive actions	267,816	229,146	229,146
2. Ensure a minimum of two qualified rescue watercraft operators are assigned to each jet ski unit for the entire duration of each shift.	% of shifts covered by two operators for the entire duration	N/A	100%	100%

Ocean Safety Program

Key Activity Goals & Measures (Cont'd)

GOALS/OBJECTIVES	SUCCESS MEASUREMENTS	FY 2020 ACTUAL	FY 2021 ESTIMATE	FY 2022 ESTIMATE
Goal #2: Ensure all officers receive appropriate, complete, and well-documented annual refresher training.				
1. Establish and maintain complete training programs.	% of programs with complete set of JPRs	N/A	100%	100%
	% of programs with complete set of lesson plans including safety plans, skills sheets, and cognitive test bank	N/A	100%	100%
2. Conduct Supervisory Training for all supervisors.	% of supervisors who have completed supervisor training	N/A	100%	100%

Program Budget Summary by Fiscal Year – General Fund

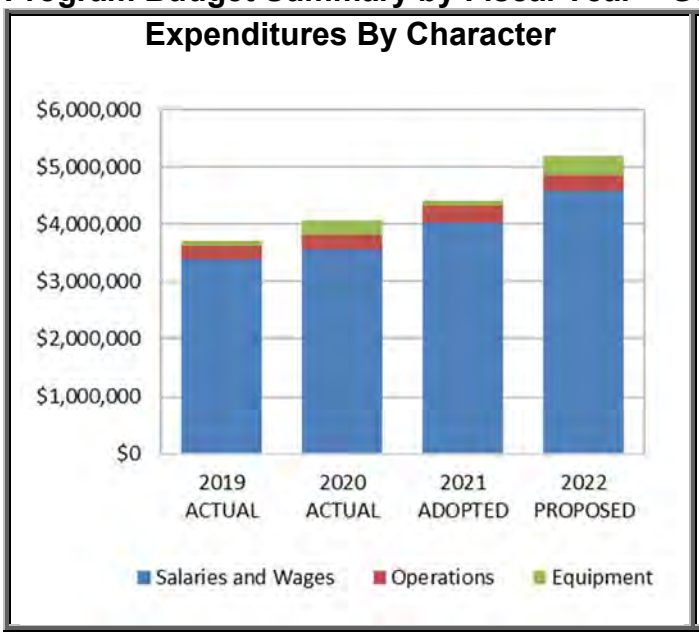

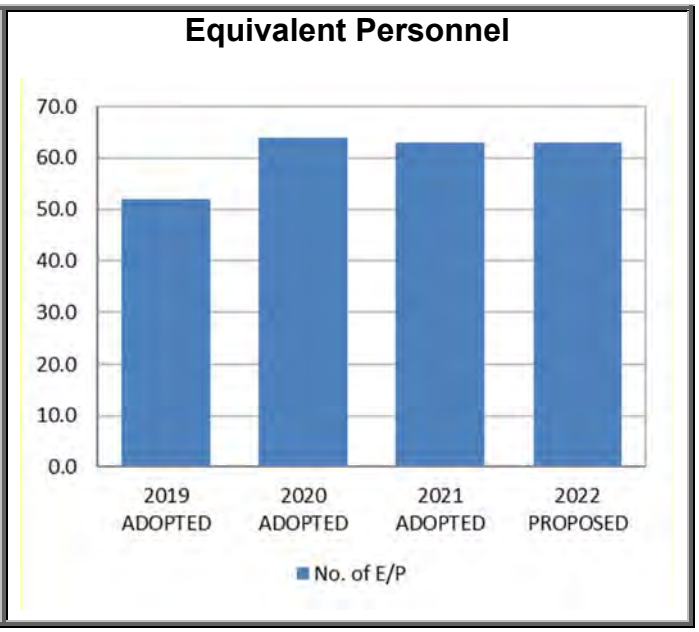

Ocean Safety Program

Expenditures Summary by Character & Object – General Fund

CHARACTER/ OBJECT DESCRIPTION	2019 ACTUAL	2020 ACTUAL	2021 ADOPTED	2022 PROPOSED	CHANGE AMOUNT	CHANGE PERCENT
Salaries and Wages						
OTHER PREMIUM PAY	$186,611	$361,065	$360,000	$392,400	$32,400	9.0%
WAGES & SALARIES	$3,206,480	$3,201,435	$3,680,076	$4,197,586	$517,510	14.1%
Salaries and Wages Total	**$3,393,091**	**$3,562,500**	**$4,040,076**	**$4,589,986**	**$549,910**	**13.6%**
Operations						
MATERIALS & SUPPLIES	$60,712	$87,309	$171,928	$171,928	$0	N/A
OTHER COSTS	$60,258	$62,385	$38,700	$42,700	$4,000	10.3%
SERVICES	$83,484	$84,830	$52,300	$34,800	-$17,500	-33.5%
TRAVEL	$13,447	$9,594	$6,970	$6,970	$0	N/A
UTILITIES	$16,013	$18,366	$23,304	$23,304	$0	N/A
Operations Total	**$233,914**	**$262,484**	**$293,202**	**$279,702**	**-$13,500**	**-4.6%**
Equipment						
MACHINERY & EQUIPMENT	$87,229	$254,901	$71,500	$336,000	$264,500	369.9%
Equipment Total	**$87,229**	**$254,901**	**$71,500**	**$336,000**	**$264,500**	**369.9%**
Program Total	**$3,714,234**	**$4,079,885**	**$4,404,778**	**$5,205,688**	**$800,910**	**18.2%**

Equivalent Personnel Summary by Position Title – General Fund

POSITION TITLE	2019 ADOPTED	2020 ADOPTED	2021 ADOPTED	2022 PROPOSED	CHANGE AMOUNT	CHANGE PERCENT
Battalion Chief (Ocean Safety)	1.0	1.0	1.0	1.0	0.0	0.0%
Ocean Safety Officer I	1.0	5.0	5.0	5.0	0.0	0.0%
Ocean Safety Officer II	36.0	41.0	41.0	41.0	0.0	0.0%
Ocean Safety Officer III	7.0	8.0	8.0	8.0	0.0	0.0%
Ocean Safety Officer IV	4.0	5.0	5.0	5.0	0.0	0.0%
Ocean Safety Officer IV Training Captain	1.0	1.0	1.0	1.0	0.0	0.0%
Ocean Safety Operations Manager	1.0	1.0	1.0	1.0	0.0	0.0%
Personnel Assistant I	0.0	1.0	0.0	0.0	0.0	0.0%
Staff Services Assistant	1.0	1.0	1.0	1.0	0.0	0.0%
Program Total	**52.0**	**64.0**	**63.0**	**63.0**	**0.0**	**0.0%**

Continuation Budget Changes (+/- $10,000) from FY 2021 Adopted Budget

EXPLANATION OF BUDGET CHANGES	CHANGE AMOUNT	CHANGE E/P
Salaries and Wages		
911777A-5101 Regular Wages: Increases pursuant to Executive Order 2019-01 and the Collective Bargaining Agreement; Bureau Opportunity Benefit Incentives; positions filled at higher/lower step levels; reallocated positions.	$517,510	0.0
911777A-5215 Premium Pay: Increase pursuant to the Collective Bargaining Agreement.	$32,400	0.0
Operations		
SERVICES:		
911777B-6138 R & M Services/Contracts: Deletion of one-time FY 2021 appropriation to repair PA systems at Baldwin & Hookipa.	-$17,500	
Equipment		
MACHINERY & EQUIPMENT:		
911777C-7030 Communication Equipment: Delete one-time FY 2021 appropriation.	-$13,500	
911777C-7048 Rescue Equipment: Delete one-time FY 2021 appropriation.	-$38,000	
911780C-7055 Vessel and Marine Equipment: Delete one-time FY 2021 appropriation.	-$20,000	

Ocean Safety Program

Expansion Budget Request from FY 2020 Adopted Budget

EXPLANATION OF BUDGET CHANGES	CHANGE AMOUNT	CHANGE E/P
Salaries and Wages		
None.	$0	0.0
Operations		
OTHER COSTS:		
911777B-6224 Physical Examinations: Reimbursement of medical insurance co-pay for annual physical exam and skin cancer screenings.	$4,000	
Equipment		
MACHINERY & EQUIPMENT:		
911777C-7040 Motor Vehicles: Replace 4WD Pickup Truck.	$58,000	
911777C-7044 Other Equipment: Replace Lifeguard Towers at Baldwin Beach ($90,000) and Hookipa Beach ($65,000).	$155,000	
911777C-7048 Rescue Equipment: Replace three (3) Side by Side UTVs at $17,500 each.	$52,500	
911780C-7055 Vessel and Marine Equipment: Replace three (3) Rescue Water Crafts with Trailers and Rescue Sleds at $23,500 each.	$70,500	
TOTAL EXPANSION BUDGET	**$340,000**	**0.0**

Program Budget Summary by Fiscal Year – Grant Revenue Fund

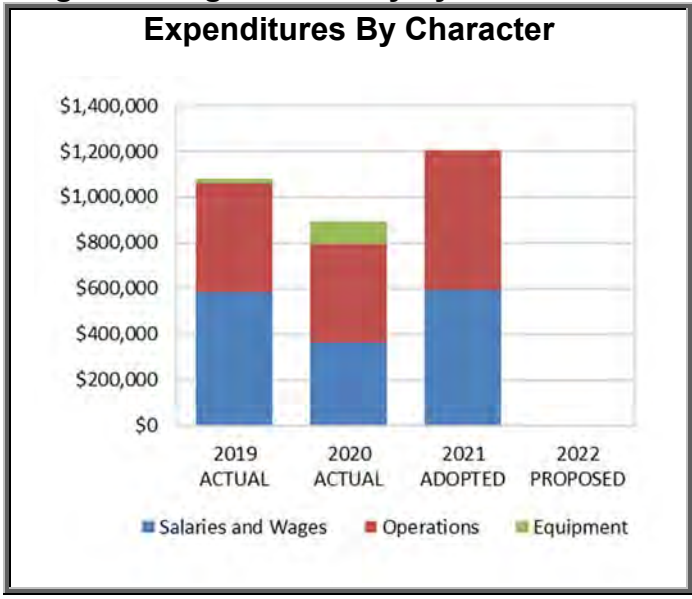

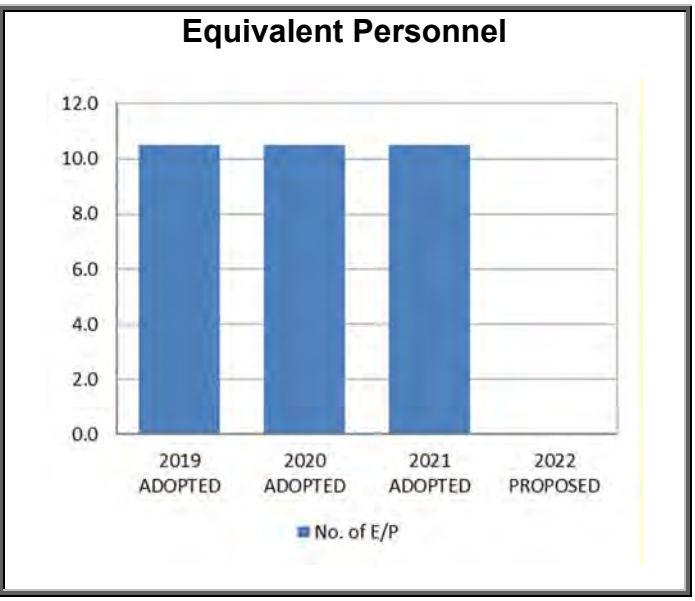

Ocean Safety Program

Expenditures Summary by Character & Object – Grant Revenue Fund

CHARACTER/ OBJECT DESCRIPTION	2019 ACTUAL	2020 ACTUAL	2021 ADOPTED	2022 PROPOSED	CHANGE AMOUNT	CHANGE PERCENT
Salaries and Wages						
OTHER PREMIUM PAY	$48,293	$27,350	$40,000	$0	-$40,000	-100.0%
WAGES & SALARIES	$537,288	$334,064	$551,922	$0	-$551,922	-100.0%
Salaries and Wages Total	**$585,581**	**$361,414**	**$591,922**	**$0**	**-$591,922**	**-100.0%**
Operations						
MATERIALS & SUPPLIES	$3,409	$3,588	$0	$0	$0	N/A
INTERFUND COST RECLASSIFICATION	$470,478	$430,630	$615,031	$0	-$615,031	-100.0%
Operations Total	**$473,886**	**$434,218**	**$615,031**	**$0**	**-$615,031**	**-100.0%**
Equipment						
MACHINERY & EQUIPMENT	$17,975	$99,255	$0	$0	$0	N/A
Equipment Total	**$17,975**	**$99,255**	**$0**	**$0**	**$0**	**N/A**
Program Total	**$1,077,442**	**$894,887**	**$1,206,953**	**$0**	**-$1,206,953**	**-100.0%**

Equivalent Personnel Summary by Position Title – Grant Revenue Fund

POSITION TITLE	2019 ADOPTED	2020 ADOPTED	2021 ADOPTED	2022 PROPOSED	CHANGE AMOUNT	CHANGE PERCENT
Ocean Safety Officer II	9.0	9.0	9.0	0.0	-9.0	-100.0%
Ocean Safety Officer II, HT	0.5	0.5	0.5	0.0	-0.5	-100.0%
Ocean Safety Officer IV	1.0	1.0	1.0	0.0	-1.0	-100.0%
Program Total	**10.5**	**10.5**	**10.5**	**0.0**	**-10.5**	**-100.0%**

Summary by Grant Award

Grant Award Name	New grant	Required County match? Yes/No and Match $ or %	FY 2019 Adopted	FY 2020 Adopted	FY 2021 Adopted	FY 2022 Proposed
State of Hawaii Makena Lifeguard Services	No	No	$1,056,059	$1,101,479	$1,206,953	$0
TOTAL			**$1,056,059**	**$1,101,479**	**$1,206,953**	**$0**

Grant Award Description

State of Hawaii Makena Lifeguard Services

This State of Hawaii grant that was previously awarded to the Department of Parks and Recreation will continue to provide funding for lifeguard services at the Makena State Beach Park. The 10.5 E/P Ocean Safety Officers will provide daily lifeguard services to Makena's "Big Beach," including weekends and holidays. The hours of operation will be consistent with the current lifeguard operational services provided to County of Maui beach parks. This grant has been suspended by the Department of Land and Natural Resources.

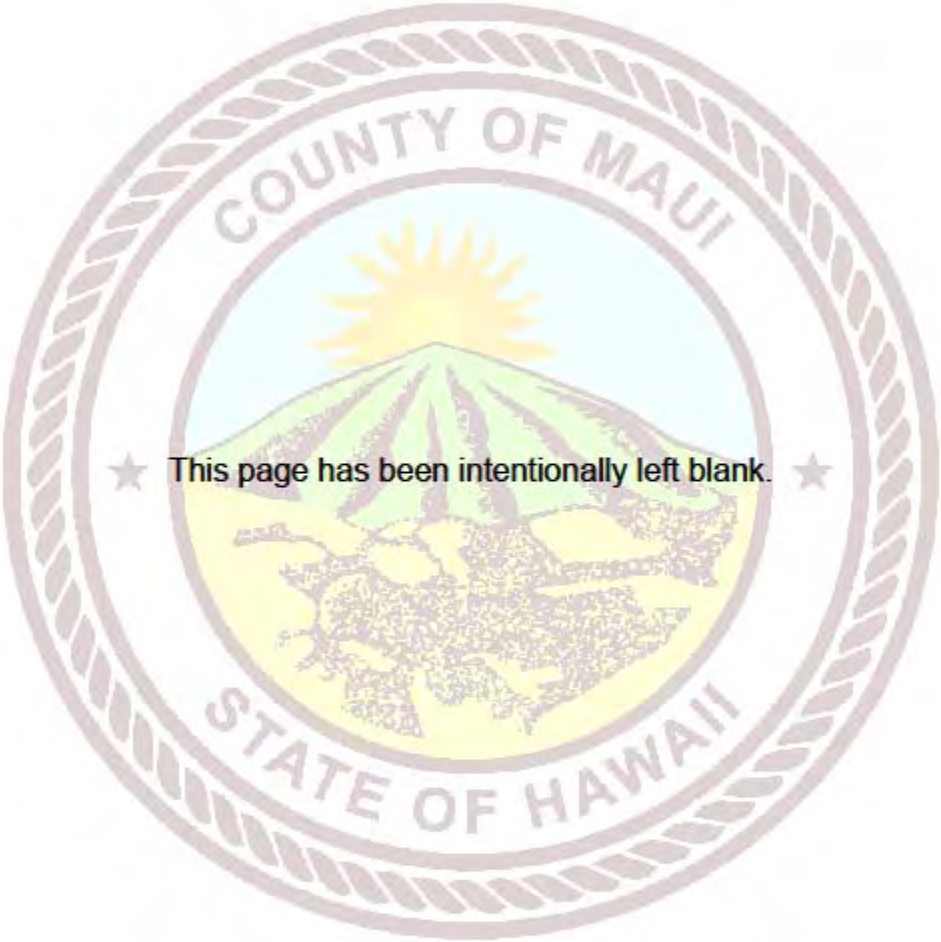

This page has been intentionally left blank.

Housing and Human Concerns

Mayor's Proposed Budget
FY 2022

This page has been intentionally left blank.

Department Summary

Mission
To support and enhance the social well-being of the citizens of Maui County.

Countywide Outcome(s)
The Department of Housing and Human Concerns ("DHHC") supports the following countywide outcome(s):

- An Affordable, Healthy, and Thriving Community
- A Strong, Diversified Economy
- An Environmentally Responsible and Sustainable Community
- A Prepared, Safe, and Livable County

Organization Chart

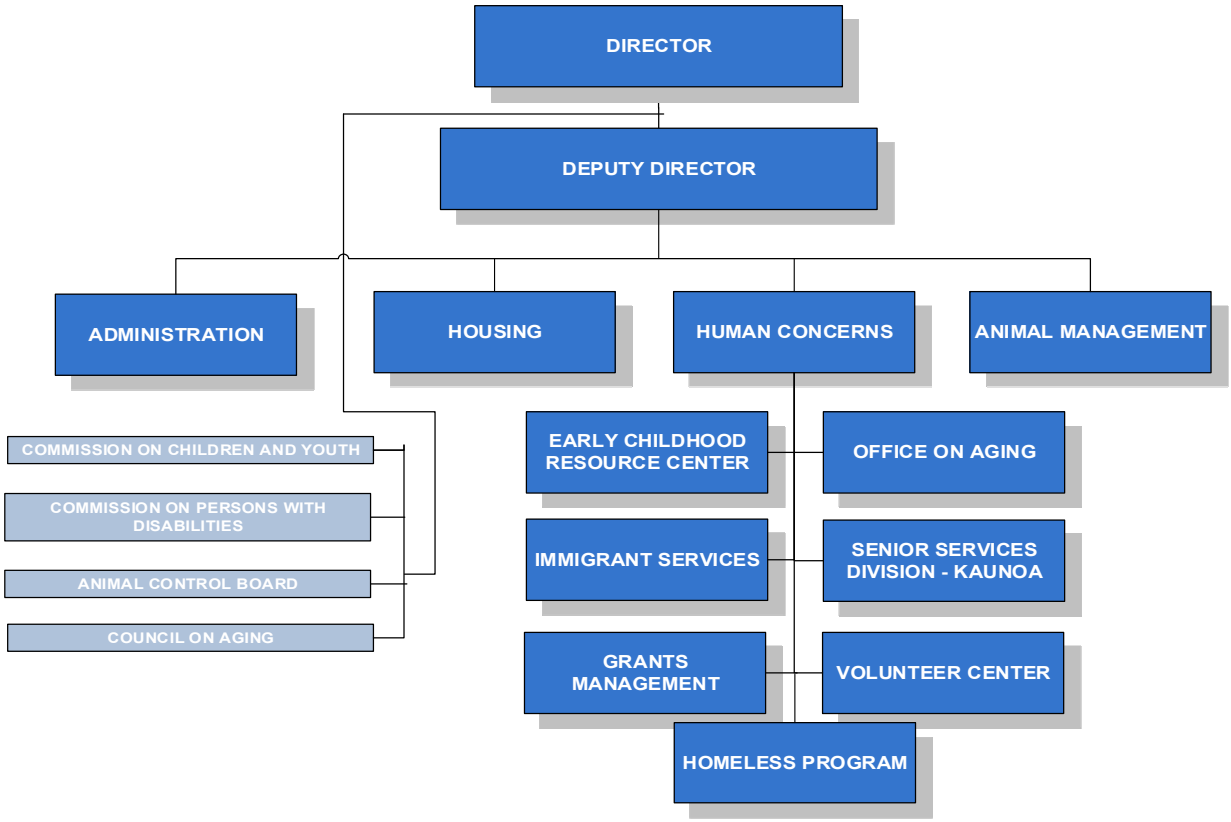

Strategies
The DHHC is highly cognizant of the fiscal accountability and program compliance of County-funded programs. As such, it insures fiscal responsibility to the citizens of Maui County. DHHC continually improves and promotes opportunities that support families, service providers, businesses, policy makers, and the general public. In addition, DHHC provides housing assistance to the residents of Maui County by facilitating the development of affordable housing, homeownership assistance, and

Strategies (Cont'd)
affordable rental programs. DHHC assists immigrants with the necessary tools needed to become tax-paying citizens of the United States of America. DHHC has been instrumental in compassionate responses and in assisting homeless individuals and families connect with agencies to house them and provide wrap-around services. DHHC is also able to facilitate a roadmap for community volunteerism.

As part of Hawaii's Aging and Disability Resource Center ("ADRC"), DHHC is able to provide services to all persons, regardless of age, income, or disability, at a highly visible place where they will be able to find information on the full range of long-term support options. The Older Americans Act of 1965, through the Office on Aging/ADRC, supports programs such as Meals on Wheels, Assisted Transportation and Congregate Meals facilitated by Kaunoa Senior Services. Maui County enables our seniors to experience their later years as the "best years."

Operations
DHHC works in collaboration with various Federal, State and County agencies to accomplish its mission. DHHC is an active participant in statewide initiatives, meetings, and dialogue groups such as the Early Learning Council, State Homeless Continuum of Care-Bridging the Gap (BTG), Hawaii Interagency Council on Homelessness (HICH), the Executive Office on Aging, Housing Directors' and Administrators' Council, United States Citizenship and Immigration Services (USCIS), and State Department of Health - Alcohol and Drug Abuse Division (ADAD).

External Factors Description
The demographics of Maui County continue to be a challenge as we embrace and always keep in mind not only Maui island, but Molokai and Lanai as well. We are also cognizant of our Hana community that has unique needs.

DHHC continues to be up against economic constraints as Federal and State funds are being cut, deliverables/programs are faced with increasing costs, and travel has become more of a challenge. In the face of the COVID-19 pandemic, service delivery and other operational changes have been made to keep the public and Department staff safe. Demand for services has increased exponentially, and the Department has had to develop nimble, often-times technology based solutions, to meet needs in the best way possible. DHHC agrees that human contact is the preferred way to do business, however, COVID-19 has compelled us to change and adapt.

The Department's priorities for funding human service needs are food, shelter, and safety. As non-profits continue to seek more County support, they are encouraged to collaborate with other funding sources to strive for the sustainability of their various programs.

Department Summary

Department Budget Summary by Fund

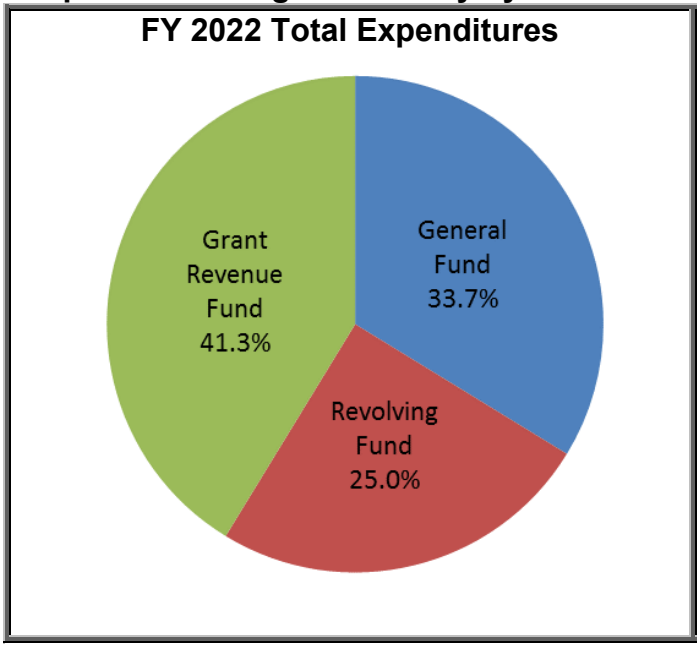

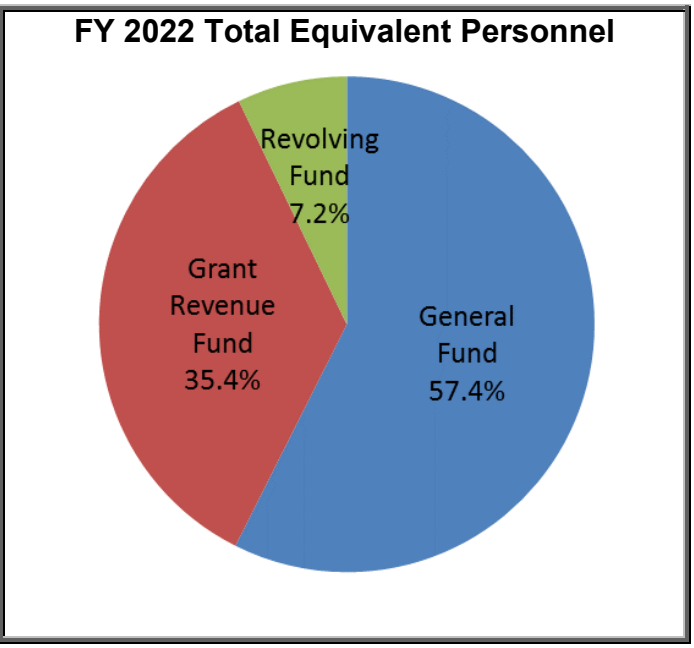

Department Budget Summary by Fiscal Year

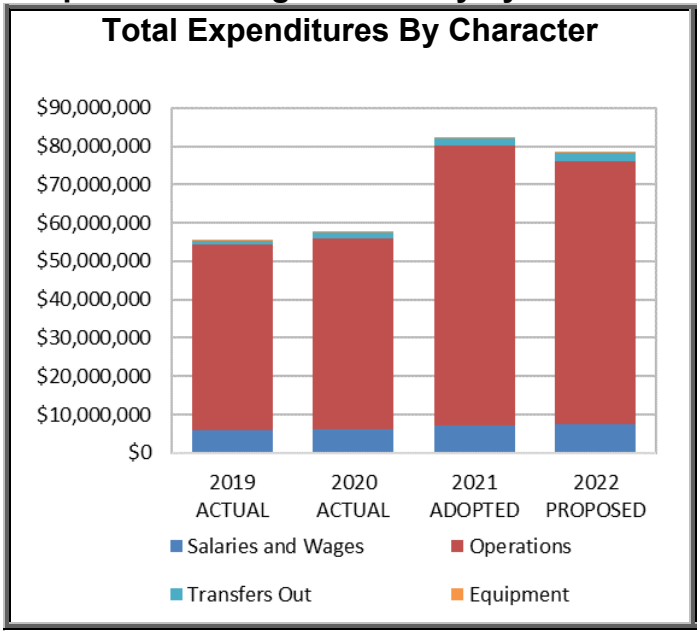

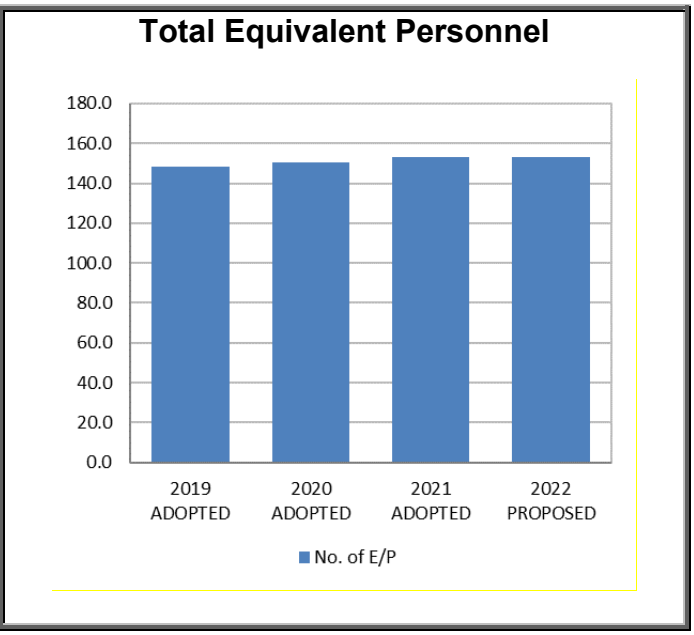

Department Summary

Expenditures Summary by Character & Object

CHARACTER/ OBJECT DESCRIPTION	2019 ACTUAL	2020 ACTUAL	2021 ADOPTED	2022 PROPOSED	CHANGE AMOUNT	CHANGE PERCENT
Salaries and Wages						
OTHER PREMIUM PAY	$99,472	$83,355	$130,916	$39,765	-$91,151	-69.6%
WAGES & SALARIES	$5,915,987	$6,265,549	$7,086,172	$7,487,222	$401,050	5.7%
Salaries and Wages Total	**$6,015,459**	**$6,348,904**	**$7,217,088**	**$7,526,987**	**$309,899**	**4.3%**
Operations						
BUDGETED EXPENDITURES	$17,208	$0	$0	$0	$0	N/A
INTERFUND COST RECLASSIFICATION	$200,714	$224,512	$467,116	$324,149	-$142,967	-30.6%
MATERIALS & SUPPLIES	$231,693	$255,183	$248,715	$291,186	$42,471	17.1%
OTHER COSTS	$44,862,921	$46,032,275	$65,725,036	$60,331,858	-$5,393,178	-8.2%
SERVICES	$2,494,775	$2,907,631	$6,082,764	$7,044,010	$961,246	15.8%
SPECIAL PROJECTS	$48,942	$10,429	$74,000	$74,000	$0	N/A
TRAVEL	$237,219	$150,096	$197,181	$209,721	$12,540	6.4%
UTILITIES	$237,192	$188,001	$305,079	$224,768	-$80,311	-26.3%
Operations Total	**$48,330,663**	**$49,768,126**	**$73,099,891**	**$68,499,692**	**-$4,600,199**	**-6.3%**
Countywide Expenditures						
OTHER COSTS	$637	$614	$0	$0	$0	N/A
Countywide Expenditures Total	**$637**	**$614**	**$0**	**$0**	**$0**	**N/A**
Transfers Out						
OTHER GOVERNMENTAL FUNDS	$0	$0		$1,000,000	$1,000,000	N/A
SPECIAL REVENUE FUNDS	$1,089,347	$1,542,403	$1,654,400	$1,150,000	-$504,400	-30.5%
Transfers Out Total	**$1,089,347**	**$1,542,403**	**$1,654,400**	**$2,150,000**	**$495,600**	**30.0%**
Equipment						
LEASE PURCHASES	$16,466	$11,278	$14,520	$13,716	-$804	-5.5%
MACHINERY & EQUIPMENT	$238,612	$141,901	$308,713	$36,240	-$272,473	-88.3%
Equipment Total	**$255,078**	**$153,179**	**$323,233**	**$49,956**	**-$273,277**	**-84.5%**
Department Total	**$55,691,183**	**$57,813,226**	**$82,294,612**	**$78,226,635**	**-$4,067,977**	**-4.9%**

Equivalent Personnel Summary by Program

POSITION TITLE	2019 ADOPTED	2020 ADOPTED	2021 ADOPTED	2022 PROPOSED	CHANGE AMOUNT	CHANGE PERCENT
Administration Program	5.0	5.0	5.0	5.0	0.0	0.0%
Housing Program	30.0	30.0	30.0	30.0	0.0	0.0%
Human Concerns Program	113.3	115.3	118.3	118.3	0.0	0.0%
Department Total	**148.3**	**150.3**	**153.3**	**153.3**	**0.0**	**0.0%**

Administration Program

Program Description

The Administration Program is responsible for the overall process of organizing, directing, and overseeing of the Department's resources effectively to ensure high performance and morale within the Department. The Administration is responsible for representing the Department at all official County Council meetings and manages the Department in accordance with approved operating and capital budgets.

Countywide Outcome(s)

The Administration Program supports the following countywide outcome(s):

- An Affordable, Healthy, and Thriving Community
- A Strong, Diversified Economy
- An Environmentally Responsible and Sustainable Community
- A Prepared, Safe, and Livable County

Population Served

This program serves the Housing and Human Concerns Programs, as well as the Animal Management Program.

Services Provided

The Administration acts as the liaison between the Mayor's Office and its eight divisions, as well as providing oversight to the Animal Management Program. It provides strong guidance through necessary policies, procedures, personnel directives, and other actions to ensure quality services within its overall operations. Administration manages the ever-changing landscape of housing and human concerns pro-actively and collaborates with the State of Hawaii on pertinent initiatives and measures. The Administration acts as an advisor to Divisions' leadership regarding employee disciplinary actions. Administration is the final signatory on all grants impacting the Divisions' operations, and therefore is cognizant of all budgetary matters relating to the Department.

Key Activity Goals & Measures

GOALS/OBJECTIVES	SUCCESS MEASUREMENTS	FY 2020 ACTUAL	FY 2021 ESTIMATE	FY 2022 ESTIMATE
Goal #1: Develop strategies relating to short- and long-term community concerns under the purview of the Department by establishing clear directions and priorities, and identifying and monitoring capacity and resources within the Department.				
1. Conduct Division Head meetings to strategize and establish clear priorities within the Department	# of monthly meetings held in a year with all Division Heads, focusing on collaborative efforts on resources, trainings and policies and procedures	12	10	12
	% of Division Heads who feel meetings achieve stated objectives	N/A	95%	95%

Administration Program

Key Activity Goals & Measures (Cont'd)

GOALS/OBJECTIVES	SUCCESS MEASUREMENTS	FY 2020 ACTUAL	FY 2021 ESTIMATE	FY 2022 ESTIMATE
Goal #1: Develop strategies relating to short and long-term community concerns under the purview of the department by establishing clear directions and priorities, and identifying and monitoring capacity and resources within the Department. (Cont'd)				
2. Submittal of bi-weekly reports on all Division activities to increase internal awareness and communications	% of bi-weekly division reports reviewed annually by Administration and shared with DHHC staff, for all divisions to have a working knowledge of the Department and promote collaborations across divisions	100%	92%	92%
Goal #2: Promote collaboration with other Departments and various community groups to provide the technical assistance to the community.				
1. Participate in meetings, trainings and activities with Departments and human services providers within the community	# of meetings, trainings and activities participated in annually with Departments and human services providers within the community	20	24	30
	% surveyed that felt DHHC's participation was valuable	N/A	90%	90%
2. Increase capacity of DHHC to respond to emergency/disaster situations	% of division leadership who complete basic MEMA training	N/A	95%	95%
	% of Department line staff who complete basic MEMA training	N/A	75%	75%
Goal #3: Facilitate and coordinate inter-agency and inter-departmental events and meetings on an on-going basis, and provide staff trainings and recognize employees' accomplishments to promote efficiency and continuity within the Department.				
1. Collaborate with Departments and Agencies to enrich the community and strengthen leadership positioning	# of inter-agency/inter-departmental collaborations for shared team efforts of success	20	25	25
2. Advise staff of training opportunities	% of DHHC staff attending at least one training per year	N/A	100%	100%

Administration Program

Key Activity Goals & Measures (Cont'd)

Goal #3: Facilitate and coordinate inter-agency and inter-departmental events and meetings on an on-going basis, and provide staff trainings and recognize employees' accomplishments to promote efficiency and continuity within the Department. (Cont'd)				
3. Conduct staff recognition events to enhance staff morale and showcase successes	# of staff recognition events conducted annually	7	6	6
Goal #4: Support and encourage Maui County's presence on statewide initiatives related to aging, housing, early childhood development and other human concern issues.				
1. Increase staff participation in statewide initiatives	% of Divisions that participate in associated statewide coalitions or organizations	N/A	100%	80%

Program Budget Summary by Fiscal Year – General Fund

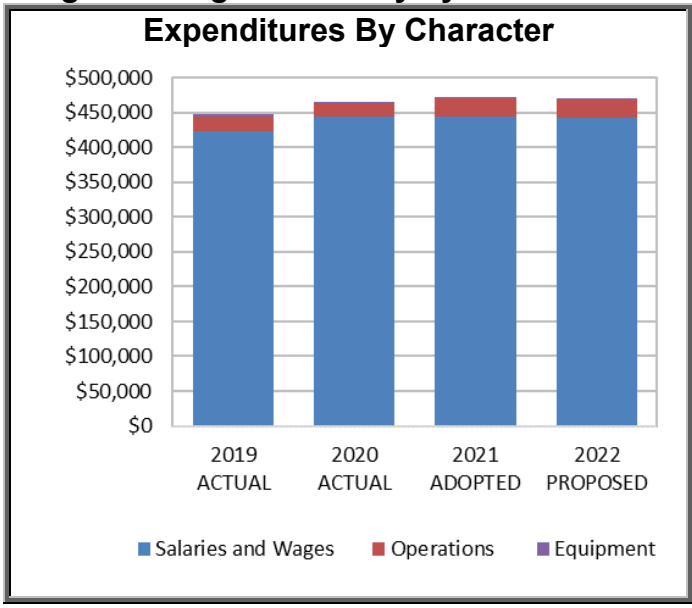

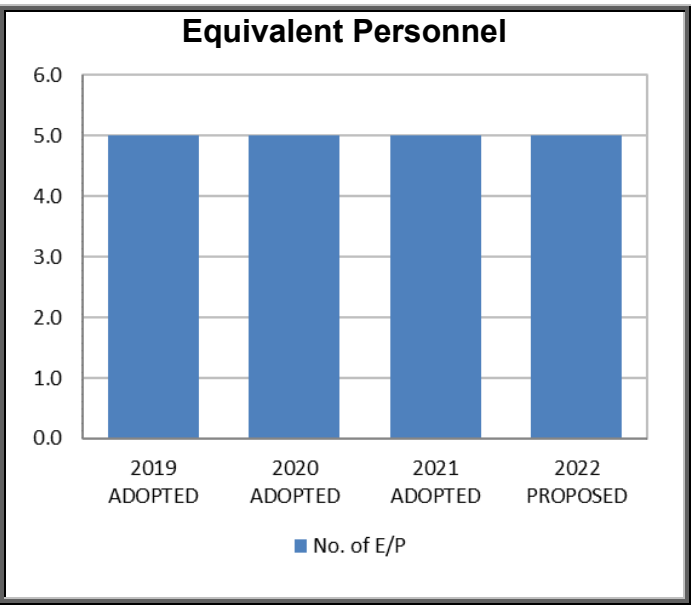

Administration Program

Expenditures Summary by Character & Object – General Fund

CHARACTER/ OBJECT DESCRIPTION	2019 ACTUAL	2020 ACTUAL	2021 ADOPTED	2022 PROPOSED	CHANGE AMOUNT	CHANGE PERCENT
Salaries and Wages						
OTHER PREMIUM PAY	$1,191	$11,047	$0	$0	$0	N/A
WAGES & SALARIES	$421,861	$433,439	$443,889	$442,353	-$1,536	-0.3%
Salaries and Wages Total	**$423,052**	**$444,486**	**$443,889**	**$442,353**	**-$1,536**	**-0.3%**
Operations						
MATERIALS & SUPPLIES	$2,984	$2,470	$3,995	$3,995	$0	N/A
OTHER COSTS	$3,904	$3,874	$7,200	$7,200	$0	N/A
SERVICES	$3,316	$1,468	$2,950	$2,950	$0	N/A
TRAVEL	$8,706	$8,495	$10,650	$10,650	$0	N/A
UTILITIES	$2,611	$2,714	$2,500	$2,500	$0	N/A
Operations Total	**$21,520**	**$19,021**	**$27,295**	**$27,295**	**$0**	**N/A**
Equipment						
LEASE PURCHASES	$3,765	$1,835	$2,000	$2,000	$0	N/A
MACHINERY & EQUIPMENT	$0	$0	$0	$0	$0	N/A
Equipment Total	**$3,765**	**$1,835**	**$2,000**	**$2,000**	**$0**	**N/A**
Program Total	**$448,338**	**$465,342**	**$473,184**	**$471,648**	**-$1,536**	**-0.3%**

Equivalent Personnel Summary by Position Title – General Fund

POSITION TITLE	2019 ADOPTED	2020 ADOPTED	2021 ADOPTED	2022 PROPOSED	CHANGE AMOUNT	CHANGE PERCENT
Administrative Officer	1.0	1.0	1.0	1.0	0.0	0.0%
Deputy Director	1.0	1.0	1.0	1.0	0.0	0.0%
Director	1.0	1.0	1.0	1.0	0.0	0.0%
Private Secretary	1.0	1.0	1.0	1.0	0.0	0.0%
Secretary III	1.0	1.0	1.0	1.0	0.0	0.0%
Program Total	**5.0**	**5.0**	**5.0**	**5.0**	**0.0**	**0.0%**

Continuation Budget Changes (+/- $10,000) from FY 2021 Adopted Budget

EXPLANATION OF BUDGET CHANGES	CHANGE AMOUNT	CHANGE E/P
Salaries and Wages		
None.	$0	0.0
Operations		
None.	$0	
Equipment		
None.	$0	

Administration Program

Expansion Budget Request from FY 2021 Adopted Budget

EXPLANATION OF BUDGET CHANGES	CHANGE AMOUNT	CHANGE E/P
Salaries and Wages		
None.	$0	0.0
Operations		
None.	$0	
Equipment		
None.	$0	
TOTAL EXPANSION BUDGET	**$0**	**0.0**

Program Budget Summary by Fiscal Year – Grant Revenue Fund

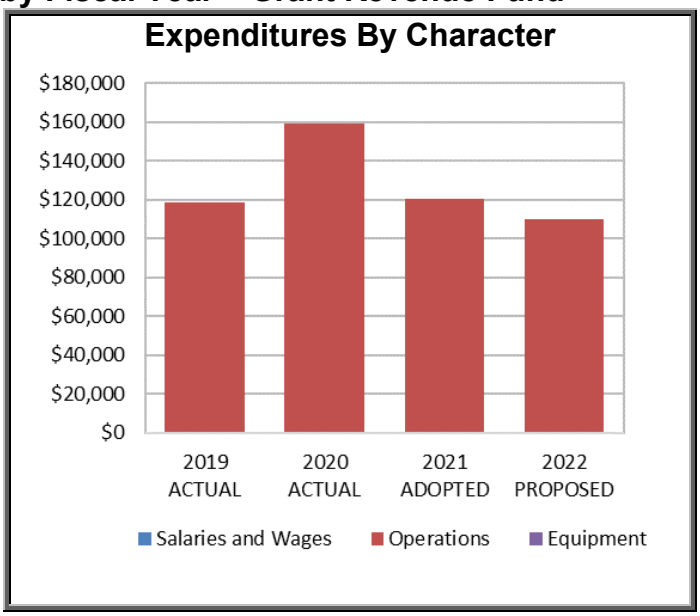

Expenditures Summary by Character & Object – Grant Revenue Fund

CHARACTER/ OBJECT DESCRIPTION	2019 ACTUAL	2020 ACTUAL	2021 ADOPTED	2022 PROPOSED	CHANGE AMOUNT	CHANGE PERCENT
Salaries and Wages						
OTHER PREMIUM PAY	$0	$0	$0	$0	$0	N/A
WAGES & SALARIES	$0	$0	$0	$0	$0	N/A
Salaries and Wages Total	**$0**	**$0**	**$0**	**$0**	**$0**	**N/A**
Operations						
OTHER COSTS	$110,511	$151,825	$0	$0	$0	N/A
SERVICES	$0	$0	$120,725	$110,000	-$10,725	-8.9%
TRAVEL	$8,172	$7,620	$0	$0	$0	N/A
Operations Total	**$118,683**	**$159,446**	**$120,725**	**$110,000**	**-$10,725**	**-8.9%**
Equipment						
LEASE PURCHASES	$0	$0	$0	$0	$0	N/A
MACHINERY & EQUIPMENT	$0	$0	$0	$0	$0	N/A
Equipment Total	**$0**	**$0**	**$0**	**$0**	**$0**	**N/A**
Program Total	**$118,683**	**$159,446**	**$120,725**	**$110,000**	**-$10,725**	**-8.9%**

Administration Program

Equivalent Personnel Summary by Position Title – Grant Revenue Fund

The Administration Program does not have equivalent personnel funded through the Grant Revenue Fund.

Summary by Grant Award

Grant Award Name	New grant	Required County match? Yes/No and Match $ or %	FY 2019 Adopted	FY 2020 Adopted	FY 2021 Adopted	FY 2022 Proposed
Strategic Prevention Framework Partnerships for Success	No	No	$10,000	$100,000	$100,000	$110,000
State Department of Health, Alcohol and Drug Abuse Division, Substance Abuse Prevention	No	No	$20,725	$80,000	$80,000	$0
TOTAL			**$30,725**	**$180,000**	**$180,000**	**$110,000**

Grant Award Description

Strategic Prevention Framework Partnership for Success

Funds to be used to coordinate County prevention services that will build capacity to enhance the substance abuse prevention system within the County and Statewide to address underage drinking.

Housing Program

Program Description

The Housing Program is responsible for the administration and oversight of grants provided to the County by the U.S. Department of Housing and Urban Development (HUD), including the Section 8 Housing Choice Voucher Program (Section 8 Program), Section 8 Homeownership Option Program, Section 8 Family Self-Sufficiency Program, the HOME Investment Partnerships Program, and the National Housing Trust Fund. In addition, Housing administers and provides oversight for the County Affordable Housing Fund Program and several other County-funded grants, as well as oversight of three County-owned rental projects. The Housing Program is also responsible for monitoring the affordable housing conditions/requirements imposed by the County, providing technical and financial assistance in the development of affordable housing projects, and promoting fair housing.

This program also consists of the following activities funded by Revolving Fund:

- Affordable Housing Fund
- Experimental and Demonstrative Housing Projects Fund

Countywide Outcome(s)

The Housing Program supports the following countywide outcome(s):

- An Affordable, Healthy, and Thriving Community
- A Strong, Diversified Economy
- An Environmentally Responsible and Sustainable Community
- A Prepared, Safe, and Livable County

Population Served

Extremely low-income families to above-moderate-income families; special needs groups that include the elderly.

Services Provided

Rental/homeownership assistance; process, administer, and monitor grants or loans to developers building affordable housing units or agencies providing assistance in an affordable housing program; process and monitor affordable housing agreements; review and certify eligibility for tenants and homeowners of affordable housing units; provide technical assistance to developers planning affordable housing projects; provide resource and referrals to County residents with questions or concerns about housing laws including landlord tenant code and fair housing; and monitor affordable housing units for safety, security, and sanitary conditions.

Housing Program

Key Activity Goals & Measures

GOALS/OBJECTIVES	SUCCESS MEASUREMENTS	FY 2020 ACTUAL	FY 2021 ESTIMATE	FY 2022 ESTIMATE
Goal #1: Assist very low and low-income families under the Section 8 Housing Choice Voucher Program by providing financial assistance for rent, utility payments, mortgage loan payments or down-payment assistance.				
1. Administer the Section 8 Housing Choice Voucher Program in accordance with U.S. Department of Housing and Urban Development ("HUD") requirements	% of vouchers utilized vs. total vouchers allocated to the county	96%	90%	95%
	% of HUD's approved budget under the Section 8 Housing Choice Voucher Program expended	100%	95%	95%
2. Maintain a rating as a high-performer in Section 8 Management Assessment Program rating	Section 8 Management Assessment Program rating of 75 or higher from HUD (60-89 = Standard; 90 = High-Performer)	N/A	95%	95%
3. Obtain a high performance rating on Housing Quality Standards ("HQS") quality control inspections	% of HQS cases sampled showing corrected deficiencies within HUD/PHA time requirements	100%	98%	98%
Goal #2: Increase opportunities for County residents to actualize affordable housing rental and homeownership opportunities.				
1. Improve Department outreach to Developers regarding funding resources for affordable housing development	# of project proposals received for Affordable Housing Fund and Experimental and Demonstration Housing Projects Fund	10	9	8
2. Increase the County's inventory of affordable housing units	# of housing projects that receive technical assistance in planning affordable or workforce units (as related to Section 2.96, and 2.97, MCC, Section 201H-038 HRS, etc.)	27	25	25
3. Increase the homeownership opportunities for First-Time Home Buyers	# of First-Time Home Buyer clients who purchase a home with County Down Payment Assistance	40	66	33

Housing Program

Key Activity Goals & Measures (Cont'd)

GOALS/OBJECTIVES	SUCCESS MEASUREMENTS	FY 2020 ACTUAL	FY 2021 ESTIMATE	FY 2022 ESTIMATE
Goal #2: Increase opportunities for County residents to actualize affordable housing rental and homeownership opportunities. (Cont'd)				
3. Increase the homeownership opportunities for First-Time Home Buyers (Cont'd)	% of First-Time Home Buyer funds expended to total allocated funds during FY	47%	95%	75%
Goal #3: All County residents will have access to fair and equal housing opportunities, services, and activities in a nondiscriminatory manner.				
1. Increase public awareness of State and Federal Fair Housing laws	# of participants in Fair Housing/ Hawaii Residential Landlord-Tenant Code workshops	0	80	80
	% of participants in Fair Housing Seminar that reported an increase in knowledge as a result of the training	N/A	N/A	65%
2. Increase access to fair housing and/or landlord-tenant code questions, concerns or issues for County residents	# of persons assisted with fair housing and/or landlord- tenant code questions, concerns or issues mediated annually	218	200	200

Program Budget Summary by Fiscal Year – General Fund

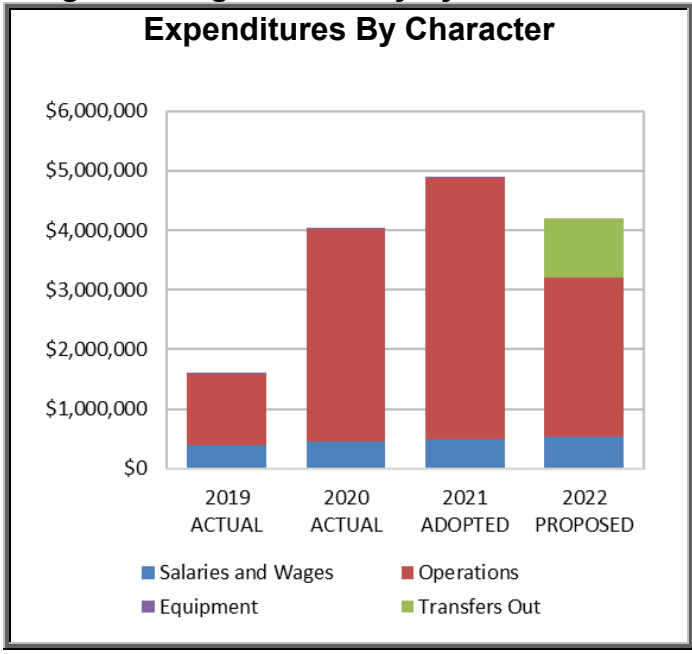

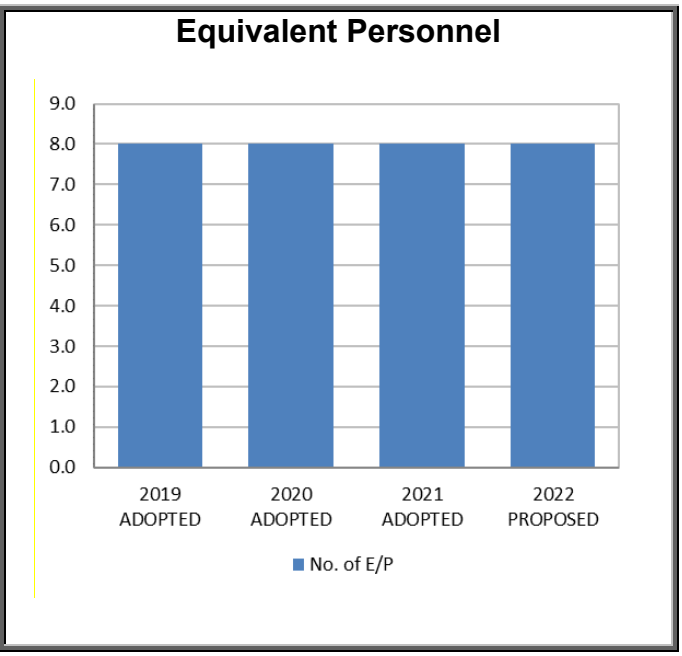

Housing Program

Expenditures Summary by Character & Object – General Fund

CHARACTER/ OBJECT DESCRIPTION	2019 ACTUAL	2020 ACTUAL	2021 ADOPTED	2022 PROPOSED	CHANGE AMOUNT	CHANGE PERCENT
Salaries and Wages						
OTHER PREMIUM PAY	$28,798	$4,515	$5,000	$5,000	$0	N/A
WAGES & SALARIES	$369,397	$450,755	$489,456	$527,518	$38,062	7.8%
Salaries and Wages Total	**$398,195**	**$455,270**	**$494,456**	**$532,518**	**$38,062**	**7.7%**
Operations						
MATERIALS & SUPPLIES	$4,850	$3,656	$4,900	$4,900	$0	N/A
OTHER COSTS	$1,138,184	$3,419,533	$4,241,550	$2,511,550	-$1,730,000	-40.8%
SERVICES	$22,731	$119,341	$108,090	$128,090	$20,000	18.5%
TRAVEL	$4,586	$4,602	$9,700	$9,700	$0	N/A
UTILITIES	$16,197	$10,141	$18,103	$18,103	$0	N/A
Operations Total	**$1,186,549**	**$3,557,272**	**$4,382,343**	**$2,672,343**	**-$1,710,000**	**-39.0%**
Transfers Out						
OTHER GOVERNMENTAL FUNDS	$0	$0	$0	$1,000,000	$1,000,000	N/A
Transfers Out Total	**$0**	**$0**	**$0**	**$1,000,000**	**$1,000,000**	**N/A**
Equipment						
LEASE PURCHASES	$1,632	$1,300	$2,410	$2,410	$0	N/A
MACHINERY & EQUIPMENT	$0	$0		$0	$0	N/A
Equipment Total	**$1,632**	**$1,300**	**$2,410**	**$2,410**	**$0**	**N/A**
Program Total	**$1,586,375**	**$4,013,841**	**$4,879,209**	**$4,207,271**	**-$671,938**	**-13.8%**

Equivalent Personnel Summary by Position Title – General Fund

POSITION TITLE	2019 ADOPTED	2020 ADOPTED	2021 ADOPTED	2022 PROPOSED	CHANGE AMOUNT	CHANGE PERCENT
Assistant Housing Administrator	1.0	1.0	1.0	1.0	0.0	0.0%
Development Project Coordinator	1.0	1.0	1.0	1.0	0.0	0.0%
Housing Administrator	1.0	1.0	1.0	1.0	0.0	0.0%
Housing Program Specialist IV	3.0	3.0	3.0	3.0	0.0	0.0%
Housing Program Technician	1.0	1.0	1.0	1.0	0.0	0.0%
Secretary I	1.0	1.0	1.0	1.0	0.0	0.0%
Program Total	**8.0**	**8.0**	**8.0**	**8.0**	**0.0**	**0.0%**

Continuation Budget Changes (+/- $10,000) from FY 2021 Adopted Budget

EXPLANATION OF BUDGET CHANGES	CHANGE AMOUNT	CHANGE E/P
Salaries and Wages		
914127A-5101 Regular Wages: Increase pursuant to the Collective Bargaining Agreement.	$38,062	0.0
Operations		
SERVICES:		
914457B-6132 Professional Services: Technical assistance to update Department policies.	$20,000	
OTHER COSTS:		
914163B-6317 County Grant Subsidy: Transferring monies to the Home Acquisition and Ownership Programs Revolving Fund.	-$2,000,000	
Equipment		
None.	$0	

Housing Program

Expansion Budget Request from FY 2021 Adopted Budget

EXPLANATION OF BUDGET CHANGES	CHANGE AMOUNT	CHANGE E/P
Salaries and Wages		
None.	$0	0.0
Operations		
OTHER COSTS:		
914129B-6317 County Grant Subsidy: Foreclosure Counseling.	$20,000	
914128B-6317 County Grant Subsidy: Matching grant - program partnership between County of Maui and Hawaii Community Foundation to support the implementation and execution of Maui's housing affordability initiatives.	$250,000	
OTHER GOVERNMENTAL FUNDS:		
914170B-7541 County Funds: Direct transfer to the Home Acquisition and Ownership Programs Revolving Fund.	$1,000,000	
Equipment		
None.	$0	
TOTAL EXPANSION BUDGET	**$1,270,000**	**0.0**

County Grant Subsidy Detail

Name of Grantee/Program	FY 2019 Actual	FY 2020 Actual	FY 2021 Adopted	FY 2022 Proposed
Grants for Housing Program				
Affordable Rental Housing Programs	$979,550	$1,399,609	$2,000,000	$2,000,000
Hale Mahaolu for Homeowners and Housing Counseling Program	$80,000	$150,000	$170,000	$190,000
First Time Home Buyer's Fund	$0	$1,680,857	$2,000,000	$0
Hawaii Community Foundation for Housing Affordability Initiatives	$0	$0	$0	$250,000
TOTAL HOUSING PROGRAM	**$1,059,550**	**$3,230,466**	**$4,170,000**	**$2,440,000**

County Grant Subsidy Program Description

Affordable Rental Housing Programs

Family Life Center, Inc.
Provide housing assistance and rental supports for low income, needy and/or homeless persons in Maui County.

Ka Hale A Ke Ola HL Resource Centers, Inc.
Provides direct rental assistance payments, supplemented by counseling and case management to individuals and families moving from emergency shelter or transitional housing to permanent housing.

Maui Economic Opportunity, Inc.
Provide rental assistance to families to prevent homelessness.

Housing Program

County Grant Subsidy Program Description (Cont'd)

Affordable Rental Housing Programs (Cont'd)

Women Helping Women

Support victims of domestic violence in Maui County by providing one-time rental assistance, back rent, subsidized rent, security deposits, and utilities assistance.

Hale Mahaolu for Homeowners and Housing Counseling Program

Assists Maui County residents with counseling, education, and homebuyer classes for first-time homebuyers; those seeking foreclosure prevention aid or assistance applying for loan modifications; and Department of Hawaiian Home Lands' lessees facing lease cancellations.

Hawaii Community Foundation for Housing Affordability Initiatives

The program will increase the pipeline of qualified renters and homebuyers, build political and community support for more housing, grow knowledge base of decision-makers on affordable housing issues and opportunities, enhance existing data collection and reporting capabilities, and demonstrate a model that can be replicated to eliminate Hawaii's housing crisis.

Program Budget Summary by Fiscal Year – Grant Revenue Fund

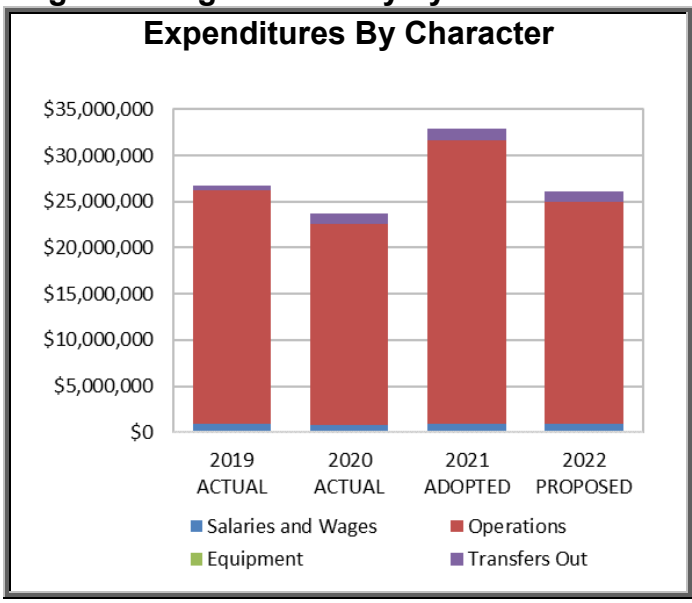

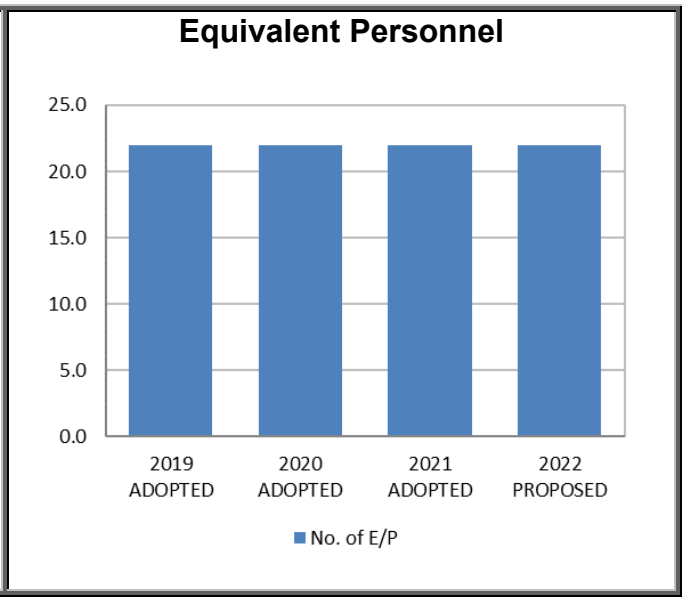

Housing Program

Expenditures Summary by Character & Object – Grant Revenue Fund

CHARACTER/ OBJECT DESCRIPTION	2019 ACTUAL	2020 ACTUAL	2021 ADOPTED	2022 PROPOSED	CHANGE AMOUNT	CHANGE PERCENT
Salaries and Wages						
OTHER PREMIUM PAY	$19,969	$3	$40,589	$5,300	-$35,289	-86.9%
WAGES & SALARIES	$841,888	$841,678	$869,832	$899,232	$29,400	3.4%
Salaries and Wages Total	**$861,857**	**$841,681**	**$910,421**	**$904,532**	**-$5,889**	**-0.6%**
Operations						
MATERIALS & SUPPLIES	$21,075	$14,298	$29,888	$20,400	-$9,488	-31.7%
OTHER COSTS	$25,213,093	$21,680,384	$29,429,590	$23,363,800	-$6,065,790	-20.6%
SERVICES	$33,432	$64,969	$1,096,397	$490,700	-$605,697	-55.2%
SPECIAL PROJECTS	$48,942	$10,429	$74,000	$74,000	$0	N/A
TRAVEL	$15,266	$7,424	$31,350	$27,600	-$3,750	-12.0%
UTILITIES	$63,199	$10,273	$123,111	$42,800	-$80,311	-65.2%
Operations Total	**$25,395,007**	**$21,787,777**	**$30,784,336**	**$24,019,300**	**-$6,765,036**	**-22.0%**
Transfers Out						
SPECIAL REVENUE FUNDS	$524,402	$1,048,076	$1,189,824	$1,150,000	-$39,824	-3.3%
Transfers Out Total	**$524,402**	**$1,048,076**	**$1,189,824**	**$1,150,000**	**-$39,824**	**-3.3%**
Equipment						
LEASE PURCHASES	$804	$701	$804	$0	-$804	-100.0%
MACHINERY & EQUIPMENT	$0	$3,419	$6,240	$6,240	$0	N/A
Equipment Total	**$804**	**$4,120**	**$7,044**	**$6,240**	**-$804**	**-11.4%**
Program Total	**$26,782,069**	**$23,681,655**	**$32,891,625**	**$26,080,072**	**-$6,811,553**	**-20.7%**

Equivalent Personnel Summary by Position Title – Grant Revenue Fund

POSITION TITLE	2019 ADOPTED	2020 ADOPTED	2021 ADOPTED	2022 PROPOSED	CHANGE AMOUNT	CHANGE PERCENT
Clerk III	1.0	1.0	1.0	1.0	0.0	0.0%
Housing Choice Voucher Program Accountant	1.0	1.0	1.0	1.0	0.0	0.0%
Housing Choice Voucher Program Manager	1.0	1.0	1.0	1.0	0.0	0.0%
Housing Choice Voucher Program Supervisor	2.0	2.0	2.0	2.0	0.0	0.0%
Housing Clerk	3.0	3.0	3.0	3.0	0.0	0.0%
Housing Inspector	2.0	2.0	2.0	2.0	0.0	0.0%
Housing Program Specialist III	-	0.0	0.0	0.0	0.0	0.0%
Housing Program Specialist IV	1.0	1.0	1.0	1.0	0.0	0.0%
Housing Program Technician	1.0	1.0	1.0	1.0	0.0	0.0%
Housing Specialist	9.0	9.0	9.0	9.0	0.0	0.0%
Office Operations Assistant	1.0	1.0	1.0	1.0	0.0	0.0%
Program Total	**22.0**	**22.0**	**22.0**	**22.0**	**0.0**	**0.0%**

Housing Program

Summary by Grant Award

Grant Award Name	New grant	Required County match? Yes/No and Match $ or %	FY 2019 Adopted	FY 2020 Adopted	FY 2021 Adopted	FY 2022 Proposed
HOME Investment Partnership Program	No	Yes/25%	$0	$0	$3,100,000	$0
National Housing Trust Fund	No	No	$0	$0	$3,000,000	$0
Komohana Hale Apartments Program	No	No	$232,425	$215,000	$238,200	$0
Kulamalu Hale Apartment Program	No	No	$508,227	$521,000	$550,580	$0
Section 8 Housing Program	No	No	$24,680,647	$25,813,932	$25,600,000	$25,603,972
FSS Coordinator Grant	Yes	No	$0	$0	$44,000	$44,000
Ohana Zone – Kahului Affordable Housing for Homeless Families	Yes	No	$0	$0	$432,100	$432,100
TOTAL			**$25,421,299**	**$26,549,932**	**$32,964,880**	**$26,080,072**

Grant Award Description

Section 8 Housing Program

The Section 8 Housing Assistance Payments Program is a rental assistance program funded by HUD. Under an annual contributions contract with HUD, the County of Maui is authorized to issue vouchers for approximately 1,464 very low income families in Maui County or 100% of budget authority to assist with their rent payments.

Family Self Sufficiency ("FSS") Program Coordinator Grant

The FSS Coordinator grant helps support the salary and training needs of the FSS Program Coordinator. The FSS Coordinator is the principal front-line staff responsible for implementation of the FSS Program. The FSS Program Coordinator develops strategies to connect participating families to public and private resources to increase their earned income and financial empowerment, reduce or eliminate the need for welfare assistance, and make progress towards economic independence and self-sufficiency.

Ohana Zone – Kahului Affordable Housing for Homeless Families

Funding to be used to implement services related to a rental housing program for families transitioning out of homelessness, including security and property management, voluntary case management and employment support.

Housing Program

Program Description

The Affordable Housing Fund was established and created through Chapter 3.35, Maui County Code ("MCC").

Purpose of the Fund:

A. There shall be deposited into the affordable housing fund all monies paid to the County in lieu of providing residential workforce housing units, any Council appropriations to the fund, and all monies donated to the County for affordable housing projects. The revenues and unencumbered balance in the fund shall be used for the provision, protection, and expansion of affordable housing and suitable living environments for residents of very low to gap income, including the rehabilitation of existing structures, land purchase, or other acquisition of land or property entitlements, planning, design, and construction.
B. In adopting FY 2008 through FY 2021's annual operating budgets and capital improvement programs, the Council shall appropriate a minimum of two percent of the certified real property tax revenues to the affordable housing fund. Beginning FY 2022, this percentage shall increase to three percent. Any appropriations to this fund shall not substitute, but shall be in addition to, those appropriations historically made for the purposes stated in Chapter 3.35, MCC.
C. The revenues and unencumbered balance in this fund shall not be used for any purpose except those defined in Chapter 3.35, MCC.
D. On an annual basis, no more than three percent of this fund shall be used for administrative expenses.

Administration of the Fund:

A. The Director of Finance shall establish a separate account to record revenues and supplemental transfers credited to, and expenditures made from, the fund.
B. Any unencumbered balance in the fund at the end of each fiscal year shall not lapse, but shall remain in the fund, accumulating from year to year.
C. The Director of Housing and Human Concerns shall administer the fund.
D. The Director of Housing and Human Concerns and the Director of Finance may adopt administrative rules necessary to carry out the purposes of Chapter 3.35, MCC.
E. Revenues received from a developer to partner with a nonprofit organization or community land trust are deemed appropriated upon receipt and are authorized to be expended for the purposes of the fund.

Use of Fund:

The Council may make appropriations from the affordable housing fund for the following:

A. To increase the supply of affordable, rental, and owner-occupied housing;
B. To acquire interests in real property for purposes set forth in Chapter 3.35, MCC;
C. For planning, design, or construction of affordable rental or owner-occupied housing for residents within income-qualified groups;
D. To provide housing for elderly, disabled, and homeless residents lacking a permanent home;
E. To provide grants or loans to any nonprofit or community land trust that complies with Section 501(c) of the Internal Revenue Code and any other requirement under Federal, State, and County law regulating the conduct of charitable or nonprofit organizations, provided that the purpose of any grant or loan shall be for the purposes set forth in Section 3.35.010, MCC;

Housing Program

Program Description (Cont'd)

F. To leverage funds provided by Federal, State, non-profit, or for-profit organizations and other non-County entities to further expand affordable housing opportunities;
G. To acquire existing housing or cooperative units for rehabilitation as affordable rental or owner-occupied housing, or both; or
H. To increase investment in public infrastructure in connection with related affordable housing projects.

For information relating to the selection of grant or loan proposals, grant or loan requirements, the affordable housing fund annual plan, annual report and project expenses, please refer to the Maui County Code website: http://library.municode.com/index.aspx?clientId=16289.

Program Budget Summary by Fiscal Year – Revolving Fund

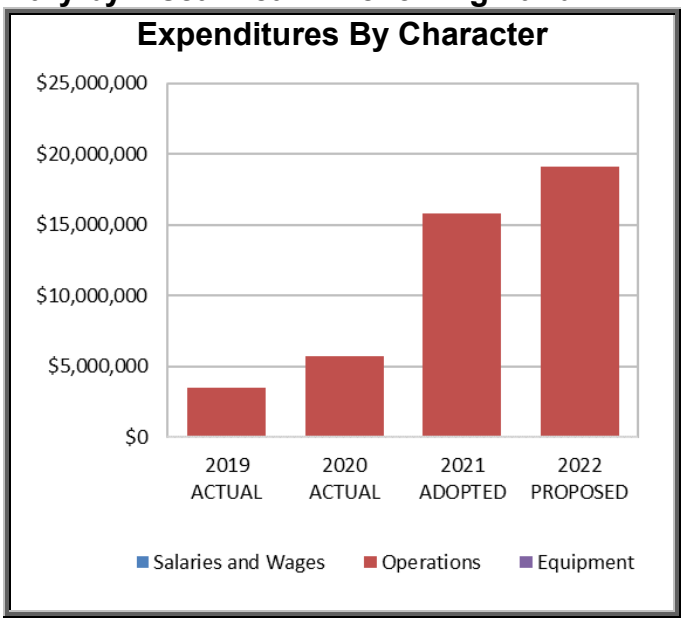

Expenditures Summary by Character & Object – Revolving Fund

CHARACTER/ OBJECT DESCRIPTION	2019 ACTUAL	2020 ACTUAL	2021 ADOPTED	2022 PROPOSED	CHANGE AMOUNT	CHANGE PERCENT
Salaries and Wages						
WAGES & SALARIES	$0	$0	$0	$0	$0	N/A
Salaries and Wages Total	**$0**	**$0**	**$0**	**$0**	**$0**	**N/A**
Operations						
MATERIALS & SUPPLIES	$131	$0	$0	$0	$0	N/A
OTHER COSTS	$3,129,923	$5,742,400	$15,708,558	$19,001,102	$3,292,544	21.0%
SERVICES	$353,404	$3,745	$68,910	$68,910	$0	N/A
TRAVEL	$0	$0	$590	$590	$0	N/A
UTILITIES	$623	$0	$500	$500	$0	N/A
Operations Total	**$3,484,080**	**$5,746,144**	**$15,778,558**	**$19,071,102**	**$3,292,544**	**20.9%**
Equipment						
CAPITAL OUTLAY	$0	$0	$0	$0	$0	N/A
Equipment Total	**$0**	**$0**	**$0**	**$0**	**$0**	**N/A**
Program Total	**$3,484,080**	**$5,746,144**	**$15,778,558**	**$19,071,102**	**$3,292,544**	**20.9%**

Human Concerns Program

Program Description

Human Concerns Program consists of the Early Childhood Resource Program, Grants Management, Homeless Program, Immigrant Services, Senior Services Division, Office on Aging, and the Volunteer Center. The program description, populations served, services provided and key activity goals and measures for each division are presented separately in the following pages.

Program Budget Summary by Fiscal Year – General Fund

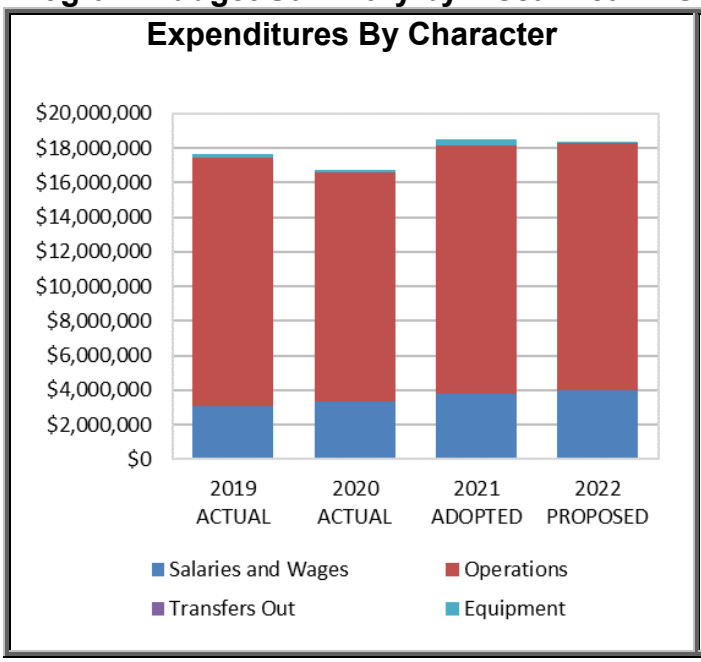

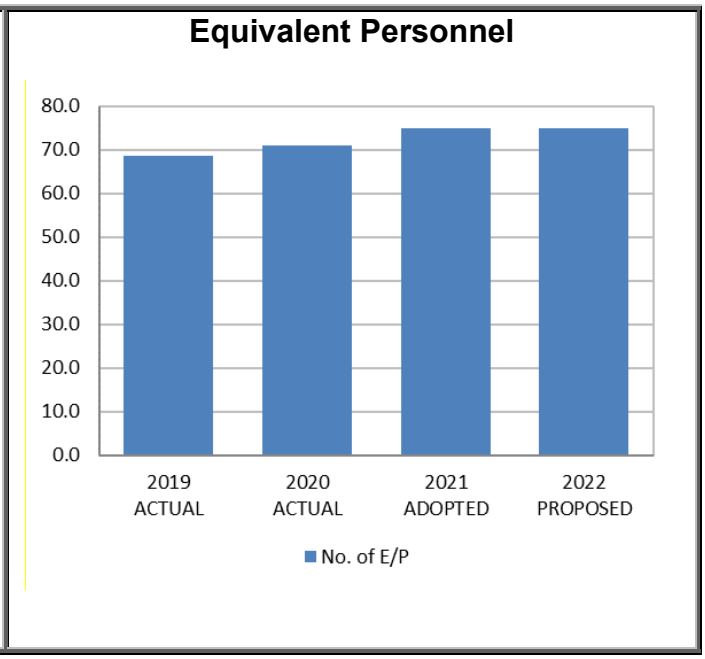

Expenditures Summary by Character & Object – General Fund

CHARACTER/ OBJECT DESCRIPTION	2019 ACTUAL	2020 ACTUAL	2021 ADOPTED	2022 PROPOSED	CHANGE AMOUNT	CHANGE PERCENT
Salaries and Wages						
OTHER PREMIUM PAY	$43,340	$60,878	$29,465	$29,465	$0	N/A
WAGES & SALARIES	$3,054,967	$3,321,031	$3,744,340	$3,982,666	$238,326	6.4%
Salaries and Wages Total	**$3,098,307**	**$3,381,909**	**$3,773,805**	**$4,012,131**	**$238,326**	**6.3%**
Operations						
MATERIALS & SUPPLIES	$171,643	$203,321	$160,682	$160,032	-$650	-0.4%
OTHER COSTS	$12,903,372	$11,792,725	$13,772,717	$13,653,421	-$119,296	-0.9%
SERVICES	$1,010,375	$974,770	$209,355	$214,705	$5,350	2.6%
TRAVEL	$92,358	$66,894	$79,790	$75,630	-$4,160	-5.2%
UTILITIES	$140,702	$150,093	$157,715	$157,715	$0	N/A
BUDGETED EXPENDITURES	$17,208	$0	$0	$0	$0	N/A
Operations Total	**$14,335,658**	**$13,187,804**	**$14,380,259**	**$14,261,503**	**-$118,756**	**-0.8%**
Transfers Out						
SPECIAL REVENUE FUNDS	$10,000	$0	$0	$0	$0	N/A
Transfers Out Total	**$10,000**	**$0**	**$0**	**$0**	**$0**	**N/A**
Equipment						
LEASE PURCHASES	$10,265	$7,443	$9,306	$9,306	$0	N/A
MACHINERY & EQUIPMENT	$183,724	$129,085	$302,473	$30,000	-$272,473	-90.1%
Equipment Total	**$193,989**	**$136,528**	**$311,779**	**$39,306**	**-$272,473**	**-87.4%**
Program Total	**$17,637,953**	**$16,706,241**	**$18,465,843**	**$18,312,940**	**-$152,903**	**-0.8%**

Human Concerns Program

Equivalent Personnel Summary by Position Title – General Fund

POSITION TITLE	2019 ACTUAL	2020 ACTUAL	2021 ADOPTED	2022 PROPOSED	CHANGE AMOUNT	CHANGE PERCENT
Accountant III	1.0	1.0	1.0	1.0	0.0	0.0%
Accountant IV	1.0	1.0	1.0	1.0	0.0	0.0%
Aging and Disability Program Specialist I	1.0	1.0	1.0	1.0	0.0	0.0%
Aging and Disability Program Specialist II	3.0	3.0	3.0	3.0	0.0	0.0%
Aging and Disability Services Specialist IV	4.0	4.0	4.0	4.0	0.0	0.0%
Assistant Senior Services Division	1.0	1.0	1.0	1.0	0.0	0.0%
Clerk III (HT - Molokai)	0.5	0.5	0.5	0.5	0.0	0.0%
County Executive on Aging	1.0	1.0	1.0	1.0	0.0	0.0%
Early Childhood Resource Coordinator	1.0	1.0	1.0	1.0	0.0	0.0%
Enhance Fitness Instructor (8 hrs/week)	4.0	4.0	4.0	4.0	0.0	0.0%
Grants Management Program Manager	1.0	1.0	1.0	1.0	0.0	0.0%
Grants Management Program Specialist I	1.0	1.0	1.0	1.0	0.0	0.0%
Grants Management Program Specialist IV	2.0	2.0	2.0	2.0	0.0	0.0%
Homeless Program Coordinator	1.0	1.0	1.0	1.0	0.0	0.0%
Homeless Program Specialist	1.0	1.0	2.0	2.0	0.0	0.0%
Immigrant Services Assistant I (Lanai)	1.0	1.0	1.0	1.0	0.0	0.0%
Immigrant Services Assistant II	1.0	1.0	1.0	1.0	0.0	0.0%
Immigrant Services Assistant II - Molokai	1.0	1.0	1.0	1.0	0.0	0.0%
Immigrant Services Program Coordinator	1.0	1.0	1.0	1.0	0.0	0.0%
Immigrant Services Specialist I	1.0	1.0	1.0	1.0	0.0	0.0%
Immigrant Services Specialist III	2.0	2.0	2.0	2.0	0.0	0.0%
Information/Publicity Technician (HT)	0.5	0.5	0.5	0.5	0.0	0.0%
Nutrition Program Aid (HT)	5.5	5.5	5.5	5.5	0.0	0.0%
Office Operations	3.0	3.0	3.0	3.0	0.0	0.0%
Other Positions	0.0	0.5	0.0	0.0	0.0	0.0%
Park Caretaker I	2.5	3.0	3.0	3.0	0.0	0.0%
Park Caretaker I (HT)	0.5	0.5	0.5	0.5	0.0	0.0%
Park Caretaker II	2.0	2.0	2.0	2.0	0.0	0.0%
Secretary I	1.0	1.0	1.0	1.0	0.0	0.0%
Secretary II	1.0	1.0	1.0	1.0	0.0	0.0%
Senior Services Aide II	0.0	1.0	1.0	1.0	0.0	0.0%
Senior Services Aid II	1.0	1.0	1.0	1.0	0.0	0.0%
Senior Services Aide II (HT)	0.5	0.5	1.5	1.5	0.0	0.0%
Senior Services Division Administrator	1.0	1.0	1.0	1.0	0.0	0.0%
Senior Services Program Assistant I (HT)	1.5	1.5	1.5	1.5	0.0	0.0%
Senior Services Program Assistant II	2.0	2.0	2.0	2.0	0.0	0.0%
Senior Services Program Assistant III	5.0	5.0	5.0	5.0	0.0	0.0%
Senior Services Program Assistant III HT (Lanai)	0.0	0.5	1.0	1.0	0.0	0.0%
Senior Services Program Specialist III	3.0	3.0	3.0	3.0	0.0	0.0%
Senior Services Program Specialist IV	2.0	2.0	2.0	2.0	0.0	0.0%
Senior Services Transit Aide II	5.0	5.0	7.0	7.0	0.0	0.0%
Volunteer Center Coordinator	1.0	1.0	1.0	1.0	0.0	0.0%
Program Total	**68.5**	**71.0**	**75.0**	**75.0**	**0.0**	**0.0%**

Human Concerns Program

Continuation Budget Changes (+/- $10,000) from FY 2021 Adopted Budget

EXPLANATION OF BUDGET CHANGES	CHANGE AMOUNT	CHANGE E/P
Salaries and Wages		
914143A-5101 Regular Wages: Increase pursuant to the Collective Bargaining Agreement; proposed reallocation.	$21,266	0.0
914150A-5101 Regular Wages: Increase pursuant to the Collective Bargaining Agreement; proposed reallocation; position filled at lower step.	$48,129	0.0
914156A-5101 Regular Wages: Increase pursuant to the Collective Bargaining Agreement.	$27,804	0.0
914325A-5101 Regular Wages: Increase pursuant to the Collective Bargaining Agreement; positions filled at higher/lower steps.	$130,774	0.0
914431A-5101 Regular Wages: Proposed reallocation.	$12,504	0.0
Operations		
OTHER COSTS:		
914137B-6317 County Grant Subsidy: Deleted one time appropriation for Hale Makua master planning.	-$200,000	
914179B-6317 County Grant Subsidy: Deleted one time appropriation for new van for Hana Youth Center.	-$40,000	
914296B-6317 County Grant Subsidy: Termination of grant for Ohana Makamae due to lack of accountability.	-$96,259	
914432B-6317 County Grant Subsidy: Under grants for Early Childhood Programs, increase to Maui Family Support Services (MFSS) for annual rental, utilities, and operations of the Early Childhood Resource Center. This program was transferred from the County to MFSS in July 2020. Funding for FY22 operations is required to maintain this service to the community.	$55,000	
914907B-6317 County Grant Subsidy: Deletion of one-time appropriation for Council-added proviso for Food Security for Unsheltered Persons.	-$100,000	
Equipment		
MACHINERY AND EQUIPMENT:		
914156C-7040 Motor Vehicles: Homeless Program - deletion of one-time appropriation in FY 2021.	-$55,000	
914358C-7040 Motor Vehicles: Elderly Lunch Program - deletion of one-time appropriation in FY 2021.	-$30,000	
914366C-7035 Fire Equipment: Maui Senior Center - deletion of one-time appropriation in FY 2021.	-$24,973	
914366C-7040 Motor Vehicles: Maui Senior Center - deletion of one-time appropriation in FY 2021.	-$42,000	
914374C-7040 Motor Vehicles: Assisted Transportation Program - deletion of one-time appropriation in FY 2021.	-$140,000	

Human Concerns Program

Expansion Budget Request from FY 2021 Adopted Budget

EXPLANATION OF BUDGET CHANGES	CHANGE AMOUNT	CHANGE E/P
Salaries and Wages		
None.	$0	0.0
Operations		
MATERIALS & SUPPLIES:		
914143B-6112 Contractual Service: Monthly user service fee for use and maintenance of the CRM cloud-based program.	$3,000	
OTHER COSTS:		
914241B-6317 County Grant Subsidy: Expanded services for home bound residents, Hale Mahaolu Personal Care.	$12,000	
914903B-6317 County Grant Subsidy: Expanded services for homeless program.	$250,000	
Equipment		
MACHINERY AND EQUIPMENT:		
914358C-7040 Motor Vehicles: Elderly Lunch Program - Replacement of mini cargo van.	$30,000	
TOTAL EXPANSION BUDGET	**$295,000**	**0.0**

County Grant Subsidy Detail

Name of Grantee/Program	FY 2019 Actual	FY 2020 Actual	FY 2021 Adopted	FY 2022 Proposed
Food, Shelter and Safety Grants (Formerly Community Partnership Grants)				
Food, Shelter and Safety Grants	$903,864	$888,174	$882,843	$882,843
TOTAL FOOD, SHELTER AND SAFETY GRANTS	**$903,864**	**$888,174**	**$882,843**	**$882,843**

County Grant Subsidy Program Description

Food, Shelter and Safety Grants

Aloha House, Inc. - Residential Substance Abuse Treatment
To prevent or reduce the severity and disabling effects related to alcohol and other drug use, abuse and dependence by providing effective, accessible evidence-based treatment services designed to empower individuals and communities to make health-enhancing choices regarding the use of alcohol and other drugs.

Ka Hale Pomaikai – Co-occuring Disorder/Substance Abuse Treatment
Provide services to individuals suffering from both mental health disorders and substance abuse.

Malama Na Makua A Keiki - Substance Abuse Services for Women
To prevent or reduce the severity and disabling effects related to alcohol and other drug use, abuse and dependence for women, pregnant and parenting women, and their children.

Maui AIDS Foundation, Inc. - HIV/HCV/STI Rapid Testing Prevention and Counseling Program
To educate and support Maui County residents who may be at risk of HIV, HCV, and STI.

County Grant Subsidy Program Description (Cont'd)
Food, Shelter and Safety Grants (Cont'd)

Maui Economic Opportunity, Inc. – Independent Living for Persons with Disabilities
Provide outreach services to disabled individuals to remove barriers and empower persons with disabilities to be fully engaged in all aspects of life and live independently.

Mediation Services of Maui, Inc. - Mediation Services Conflict Resolution and Training
Provide mediation services and community education that includes core services provided by MSM, which are mediation by volunteers, Case Management by staff, Conflict Resolution & Youth Trainings by consultants and staff.

Molokai Community Service Council, Inc. - Hale Ho`omalu Domestic Violence Shelter
Provides safe housing for victims of domestic violence as well as supportive services including assistance with petitions for TRO's, case management, and group sessions.

Molokai Community Service Council, Inc. - Kapili Umbrella Program
Provides fiscal and managerial support for the Friendly Isle United Fund, fiscal sponsorship for non-profit projects that need a 501(c)(3) tax exemption to raise funds, and technical support to other non-profit organizations on Molokai.

Parents and Children Together - Maui Programs
Provides domestic violence intervention and support services for survivors, adult offenders, and youth involved in juvenile justice or exposed to domestic violence. The Center helps them develop skills, knowledge, and behaviors necessary for a violence-free life.

Roman Catholic Church of the State of Hawaii – Hale Kau Kau
Free hot evening meals to men, women, and children who do not have the resources to meet their basic need for food, deliver free evening meals to the elderly, sick, and disabled of South Maui; and help provide free emergency food supplies to the families and individuals who are in need of assistance.

County Grant Subsidy Detail

Name of Grantee/Program	FY 2019 Actual	FY 2020 Actual	FY 2021 Adopted	FY 2022 Proposed
Grants and Disbursements for Early Childhood				
Early Childhood Programs	$202,988	$287,404	$295,443	$350,443
E Malama I Na Keiki O Lanai Preschool	$86,335	$86,335	$86,335	$86,335
Imua Family Services	$43,621	$35,690	$39,655	$39,655
Maui Economic Opportunity, Inc., for Head Start Afterschool Programs	$283,025	$199,920	$270,160	$270,160
Maui Economic Opportunity, Inc., for Head Start Summer Programs	$252,145	$59,442	$160,299	$160,299

County Grant Subsidy Detail (Cont'd)

Name of Grantee/Program	FY 2019 Actual	FY 2020 Actual	FY 2021 Adopted	FY 2022 Proposed
Grants and Disbursements for Early Childhood (Cont'd)				
Maui Economic Opportunity, Inc., for Molokai Summer Program	$48,272	$9,654	$28,963	$28,963
Maui Economic Opportunity, Inc., for Infant/Toddler Care Program	$102,745	$101,540	$107,885	$107,885
Maui Family Support Services, Inc.	$115,000	$115,000	$115,000	$115,000
Partners in Development Foundation	$40,000	$8,265	$40,000	$40,000
TOTAL EARLY CHILDHOOD	**$1,174,131**	**$903,250**	**$1,143,740**	**$1,198,740**

County Grant Subsidy Program Description

Early Childhood Programs

Maui Family Support Services - Early Childhood Resource Center and Subsidy Program

Give families of young children, from all geographic areas of Maui County, access to the community resources and supports necessary for them to gain economic stability and move towards self-sufficiency. The Maui County Early Childhood Resource Center provides essential resources that help bring stability to families of young children: childcare subsidies; parenting classes; a meeting space for community partners to convene and collaborate to expand and strengthen early childhood services and resources in Maui County; Early Childhood Literacy hub; and a lending library of books and materials for young children, parents, childcare providers and early childhood professionals.

Maui Family Support Services – Family Literacy Program

Implement a family literacy program that will stimulate the interest in shared family reading and support young readers, and increase the number of children ages 0-5 in Maui County that have access to quality developmentally-appropriate books. The program that is designed will have the ultimate goal to improve children's development, strengthen families and attachment, school readiness and improve the academic achievement of young children and their parents. Additionally, the organization implementing the family literacy program will create the framework and infrastructure needed to secure funding from other private and public sources in order to implement an early childhood lending library and the Dolly Parton Imagination Library, through which each child in Maui County could receive a developmentally-appropriate book every month until they turn 5 years old at no cost to the child or family.

People Attentive to Children - Early Childhood Family Literacy LENA Program ("LENA")

In partnership with Early Childhood Action Strategies, the Family Literacy LENA program will continue to pilot the Words Matter initiative. LENA provides technology-based programs to accelerate the language development of children birth to three and close opportunity gaps.

County Grant Subsidy Program Description (Cont'd)

Early Childhood Programs (Cont'd)

People Attentive to Children- Licensed Childcare Recruitment, and Retention Program
Provide a training and technical assistance program to improve the health and safety practices of those caring for young children, to expand the capacity of child care programs in Maui County, to foster a family childcare professional development and support network and assist providers in effectively and efficiently meeting licensing regulations and retaining licensure and work toward National Association of Family Child Care accreditation.

Imua Family Services – Teddy Bear Corner Program (Molokai)
To promote protective factors within the community which have shown to prevent child abuse and neglect as well as to contribute to positive outcomes for the island's youngest children. Through its various activities, the program will promote knowledge of parenting and of child and youth development, parental resilience, social connections, concrete supports for parents, and social and emotional competence of children.

Imua Family Services – Infant and Early Childhood Services
Provide services to children 0-6 years' old who do not meet the age-appropriate developmental milestones and fall outside the scope of Early Intervention Services or DOE special education services. The needs of each child are met through professional therapeutic services to help them thrive.

E Malama I Na Keiki O Lanai Preschool
Provide a learning and care program that attends to the whole child and seeks to enrich each enrolled child's experience for children on the island of Lanai at little cost to families that demonstrate need through providing subsidy assistance.

Imua Family Services – Inclusion Preschool
Provide a preschool program for children with developmental concerns and special needs together with typically developing children in an inclusive classroom environment that meets all the children's needs at a reduced rate or little cost to families that demonstrate need through subsidy assistance.

Maui Economic Opportunity, Inc., for Head Start Afterschool Programs
Provide full-day wrap-around services for Head Start families (155 children) so their parents can work, go to school, or attend training. Provide extended day services which enhance school readiness skills and transition success into kindergarten.

Maui Economic Opportunity, Inc., for Head Start Summer Programs
Provide summer session for Head Start children so families can work, go to school, or attend training while their children experience continuity of care. The program targets focusing on strengthening the social and emotional foundations young children need in order to have an optimal early learning experience.

Maui Economic Opportunity, Inc., for Infant/Toddler Care Program
Provide full-day infant and toddler center-based care to 15 children of working parents or parents attending school, at little cost to families that demonstrate need through subsidy assistance.

County Grant Subsidy Program Description (Cont'd)

Maui Family Support Services, Inc.

Early Head Start Program

Provide year-round home visiting and center-based services to income-eligible families or children six weeks to 36 months old and expectant mothers. The program promotes school readiness by enhancing the child's cognitive, social, and emotional development and through family services targeting health, educational, nutritional, social, and other services that are determined based on a family needs assessment to be necessary.

Kane Connection Early Childhood Fatherhood Involvement Program

Provide support for fathers and father-figures who have children under the age of six. The fatherhood involvement program will promote responsible fatherhood and healthy relationships through parenting education and skill-building, knowledge of child development, support groups and resource referral and utilize an evidence-based curriculum. It also provides male-centered case management and care coordination. Men can get support, develop practical and effective parenting skills, learn how to enhance their child's development, and share important resources while learning successful strategies for navigating the social service system. Male involvement especially in the early years, sets a solid foundation for lifelong learning and success.

Partners in Development Foundation

Due to the high cost of living, as well as the high cost for child care in Hawai'i, many families turn to the grandparents for child care. Parents may also opt for one parent to stay at home and care for their keiki because the salary that they earn would only go to pay for child care. Families understand that an early childhood education is critical to prepare their keiki for kindergarten and life success; however, there are not many resources that they can turn to. The Tutu and Me Traveling Preschool (Tutu and Me), a program of Partners in Development Foundation (PIDF), is one proven solution. Since 2001, Tutu and Me has touched the lives of over 30,000 keiki and their caregivers by preparing them to be ready for school. Additionally, the program equipped caregivers to be their keiki's first and foremost teacher with assessment results that have demonstrated their effectiveness.

County Grant Subsidy Detail

Name of Grantee/Program	FY 2019 Actual	FY 2020 Actual	FY 2021 Adopted	FY 2022 Proposed
Grants and Disbursements for Substance Abuse Prevention and Treatment				
Ho'oulu N Kamalii	$117,000	-$19,994	$0	$0
Kumpang Lanai for Coalition for a Drug Free Lanai	$0	$50,000	$50,000	$50,000
Maui Economic Opportunity, Inc. for MEO B.E.S.T. Reintegration Program	$99,784	$106,720	$108,150	$108,150
Maui Economic Opportunity, Inc. for MEO Underage Drinking Prevention Campaign	$51,250	$48,443	$53,825	$53,825
Maui Youth & Family Services	$0	$200,000	$0	$0

Human Concerns Program

County Grant Subsidy Detail (Cont'd)

Name of Grantee/Program	FY 2019 Actual	FY 2020 Actual	FY 2021 Adopted	FY 2022 Proposed
Grants and Disbursements for Substance Abuse Prevention and Treatment (Cont'd)				
Ohana Makamae, Inc.	$113,528	$92,887	$96,259	$0
Substance Abuse Programs	$506,530	$584,960	$756,049	$756,049
Youth Alcohol Education Awareness Programs	$89,618	$47,112	$70,000	$70,000
TOTAL SUBSTANCE ABUSE PREVENTION AND TREATMENT	**$977,710**	**$1,110,128**	**$1,134,283**	**$1,038,024**

County Grant Subsidy Program Description

Kumpang Lanai - Coalition for a Drug-Free Lanai

Seeking to reduce the risk factors and increase protective factors for substance use and misuse in 80% of the program participants.

Maui Economic Opportunity, Inc. - MEO Best Reintegration Program

Provide services to persons who are presently or formerly incarcerated, addressing challenges faced in returning to the community.

Maui Economic Opportunity, Inc. - MEO Underage Drinking Prevention Campaign

Intended to delay the age when youth begin drinking, and to reduce alcohol use among young people. Program activities and curriculum embrace various cultures and target youth ages 12-17.

Substance Abuse Program

Aloha House, Inc. - Medically Monitored Detoxification Program

To safely withdraw people from substances on which they are physically dependent which then facilitates assisting them to enter treatment to further recovery from substance dependence.

Community Clinic of Maui, Inc. - Substance Abuse Program

Provides substance abuse treatment services to under-served Maui residents unable to access services elsewhere due to ineligibility, service unavailability (long wait lists, sobriety required or non-existent), or cost. The purpose of the program is to help Maui residents in all stages of substance use recovery.

Ka Hale Pomaika'i - Reducing Addiction through Food, Shelter, and Safety for Molokai

To reduce the severity and harmful effects related to alcohol and other drug use, abuse and dependence within the Molokai Community using a culturally respectful approach to improve total wellness by having a continuum of treatment service modalities and/or harm-reducing prevention strategies available on Molokai.

County Grant Subsidy Program Description (Cont'd)

Substance Abuse Program (Cont'd)

Maui Family Support Services, Inc. - Teen Voices Program

Teen Voices is a primary prevention and early intervention service and support to help teens avoid teen pregnancy and challenges of effectively parenting as teen parents. The objective of the program is to prevent child abuse and neglect.

Mental Health Kokua - Homeless Outreach for Mental Health Empowerment and Psychosocial Rehabilitation

To provide drug/alcohol services, case management, social welfare, and crisis services for homeless individuals with severe and persistent mental illness and to provide drop-in service Monday through Friday for homeless adults with mental illness. Activities include: breakfast and lunch, daily living skills, assistance with recovery, connection with health care, access to social services, and mutual social support.

Ohana Makamae, Inc. – Mental Health Services

Provide an array of accessible mental health services such as counseling (individual and family), crisis intervention, and family intervention in a relevant, professional, and culturally competent manner.

Lokahi Pacific – Ho'oulu Na Kamali'i Program

Provide Hawaiian cultural program, agriculture, and supplemental education program for kids and youth to assist with the development of necessary skills to become productive students and avoid the pitfalls of substance use and misuse.

Youth Alcohol Education Awareness

Program is for the Prevention of Underage Drinking. Building on a community-based risk and protective factors approach to prevention, the focus is not only on reducing the risk and limiting access, but also fostering positive youth development and changing social norms to discourage underage drinking.

Paia Youth Council, Inc. – Paia Youth & Cultural Center Malama Pono Project Venture

Implementing outdoors adventure-based experiential activities while relying on Hawaiian culture and traditional values to help youth develop positive self-concepts, effective social skills, a community service ethic, internal locus of control and increased decision-making, and problem-solving skills needed to avoid peer pressure and substance abuse.

Boys and Girls Club of Maui– Teen Expo

Host an alternative alcohol and drug-free event for youth to attend. Service providers have the opportunity to interact with youth, and collect survey data. Promote a lifestyle free from the negative effects of alcohol and drug use.

Human Concerns Program

County Grant Subsidy Detail

Name of Grantee/Program	FY 2019 Actual	FY 2020 Actual	FY 2021 Adopted	FY 2022 Proposed
Grants and Disbursements for Health, Human Services and Education				
Feed My Sheep	$100,000	$100,000	$100,000	$100,000
Habitat for Humanity Maui	$0	$0	$125,000	$125,000
Hale Mahaolu Personal Care Program	$103,000	$103,000	$103,000	$115,000
Hale Makua Health Services – Physician Services	$200,000	$100,000	$300,000	$100,000
Hale Makua Master Plan	$0	$200,000	$0	$0
Homeless Program	$1,490,474	$1,247,747	$1,519,806	$1,769,806
Food Security for Unsheltered Persons	$0	$0	$100,000	$0
Hui Laulima O Hana for Hana Dialysis Home Program	$107,504	$93,702	$98,193	$98,193
Hui Malama Learning Center	$295,947	$297,616	$297,616	$297,616
J. Walter Cameron Center	$239,000	$169,000	$0	$0
Lanai Community Health Center	$82,610	$82,610	$82,610	$82,610
Assistance for Mycogen Displaced Workers	$200,000	-$100,000	$0	$0
Ka Lima O Maui	$500,000	$0	$0	$0
Council of the Boy Scouts of America	$500,000	$0	$0	$0
Lanai Kinaole	N/A	$75,000	$150,000	$150,000
Maui Adult Daycare Center for Senior Citizens and Disabled, Inc.	$358,440	$358,440	$383,440	$383,440
Maui Academy of Performing Arts	$25,000	$25,000	$0	$0
Maui Community Food Bank (The Maui Food Bank, Inc.)	$400,000	$400,000	$400,000	$400,000
Maui Economic Opportunity, Inc. for Enlace Hispano Program	$100,235	$92,899	$105,247	$105,247
Maui Economic Opportunity, Inc., for Planning & Coordinating Senior Coordinator	$82,925	$85,561	$87,075	$87,075
The Maui Farm, Inc.	$189,586	$247,200	$257,200	$257,200
Mental Health Association in Hawaii	$65,000	$65,000	$95,000	$95,000
Mental Health Kokua	$111,112	$192,337	$192,337	$192,337
Molokai Child Abuse Prevention Pathways	$95,000	$95,000	$99,750	$99,750

Human Concerns Program

County Grant Subsidy Detail (Cont'd)

Name of Grantee/Program	FY 2019 Actual	FY 2020 Actual	FY 2021 Adopted	FY 2022 Proposed
Grants and Disbursements for Health, Human Services and Education (Cont'd)				
National Kidney Foundation of Hawaii	$25,000	$16,901	$25,200	$25,200
The Salvation Army	$140,000	$140,000	$180,000	$180,000
Self-Sufficiency Programs	$80,986	$92,279	$95,000	$95,000
Grant for Services to the Frail and Elderly	$859,146	$833,213	$861,739	$861,739
Special Olympics Hawaii, Inc.	$35,000	$35,000	$35,000	$35,000
Women Helping Women	$206,311	$220,000	$228,000	$228,000
Suicide Prevention for Molokai	$0	$0	$50,000	$50,000
TOTAL HEALTH, HUMAN SERVICES AND EDUCATION	**$6,592,276**	**$5,267,505**	**$5,971,213**	**$5,933,213**

County Grant Subsidy Program Description

Feed My Sheep

Provide a healthy, balanced diet of good quality food which includes protein, carbohydrates, and fresh produce.

Habitat for Humanity Maui – Safety Repairs for Disabled and Low Income Elderly

Provide one-time home improvement and repairs for qualifying disabled and low income elderly to allow them to live at home safely.

Hale Mahaolu Personal Care Program

Provide in-home personal care services to frail elderly, disabled, and chronically ill adults (18 years of age and older), including cognitive and/or emotional problems, which impair the individual's ability to perform activities of daily living (ADLs) and/or instrumental activities of daily living (IADLs).

Hale Makua Health Services – Physician Services

Provides a physician who is able to admit patients to and attend patients at Hale Makua nursing homes when the patient does not have a physician in the community.

Homeless Program

Family Life Center, Inc. – Case Management

Provide case management services to homeless individuals that access Family Life Center's Emergency Shelter Services or Shelter Plus Care Program.

County Grant Subsidy Program Description (Cont'd)

Homeless Program (Cont'd)

Family Life Center, Inc. – Emergency Operations Program
To provide outreach and engagement services to unsheltered homeless individuals on the island of Maui.

Ka Hale A Ke Ola Homeless Resource Centers - Central & West Operations
Operating two homeless service facilities on Maui in which the development and operation of these facilities involves transitioning homeless families and individuals from structured emergency shelter and transitional housing to independent permanent housing. This is done by providing intensive case management coupled with supportive services and programs aimed at eliminating barriers to self-sufficiency and housing security.

Ka Hale A Ke Ola Homeless Resource Center, Inc.–Ka La Hiki Ola Mobile Hygiene Unit
Providing service and a drop-in center for homeless individuals in South Maui to initiate contact and begin services program.

Legal Aid Society of Hawaii – Holistic Legal Services for Maui County's Most Vulnerable
Provide legal services to individuals in need of court documents for custody of minors, landlord-tenant issues, and those vulnerable to unfavorable outcomes due to lack of legal advice.

Teens on Call – Homeless Site Cleanups
Cleaning up of community by removing objects left behind by homeless populations.

Hui Laulima O Hana - Hana Dialysis Home
Provides a lifesaving service for members of the East Maui Community suffering from renal failure.

Hui Malama - Breaking Barriers
Maui Hui Malama supports at-risk youth to successfully transition to adulthood through customized personal pathways for youth, and families to develop character, discipline, work ethic and self-reliance as community contributors. Hui Malama provides intensive assessment, connections to resources and services, on-going coaching/assessment activities both internally and through close private/public partnership to break the intergenerational patterns of poverty, crime, homelessness and other social dysfunction. (Program name changed)

Lanai Community Health Center ("LCHC") – Integrated Behavioral Health ("BH") Program
To provide comprehensive BH services to the entire community, including routine screening of LCHC patients for depression and substance abuse (with a focus on alcohol and tobacco) in order to better identify and refer patients in need of BH services and to provide early preventive and treatment services.

Lanai Kinaole – Lanai Kinaole Home Team
The non-profit group is dedicated to providing healthcare and in-home supportive services to Lanai seniors and individuals with health compromise in their own home. Lanai Kinaole currently services 100 of the island's most vulnerable residents.

County Grant Subsidy Program Description (Cont'd)

Maui Adult Day Care Center for Senior Citizens and Disabled, Inc.- Maui Adult Day Care Centers and Hale Hulo Mamo

Provides a social memory care, therapeutic/respite daytime program for frail, elderly individuals with Alzheimer's/ Dementia and adults who are physically and mentally impaired as well as providing support and training to clients' families/caregivers.

Maui Food Bank, Inc.- Hunger Relief

Collects and distributes, with the help of community partners, food to needy residents in all Maui County communities, including Hana, Molokai, and Lanai.

Maui Economic Opportunity, Inc.- MEO Enlace Hispano Program

To provide resources and education to the Hispanic community.

Maui Economic Opportunity, Inc. MEO Planning & Coordinating Senior Coordinator

To promote, coordinate, organize, and support over 40 senior clubs throughout Maui County.

The Maui Farm, Inc. – Family Strengthening Program

Provide transitional housing and essential services for families who are homeless or at-risk of homelessness due to domestic violence and economic challenges, and collaborate with community-based partner agencies to support families in making a successful transition to self-sufficient living.

Mental Health Association in Hawaii, Inc. – Mental Health Substance Abuse Education, Advocacy, and Family Support

Provide education, advocacy, intervention, and family support while collaborating with other agencies in order to alleviate the chronic emotional pain, suffering, and stigma of mental illness and substance abuse throughout Maui County including the rural area of Hana, and the islands of Lanai and Molokai.

Mental Health Kokua

Funds will be used for the Maui Safe Haven program which provides shelter to homeless adults with mental illness who may have untreated psychiatric, psychotic symptoms, and would otherwise be a burden to local businesses, police, and emergency rooms. Maui Safe Haven provides psychiatric services helping homeless adults transition to stable housing.

Molokai Child Abuse Prevention Pathways

Provide services to children and family to prevent childhood abuse and neglect.

National Kidney Foundation of Hawaii – Maui County Chronic Kidney Disease (CKD) Epidemic Prevention, Intervention and Eradication

To increase efforts to end the silent, deadly and spiraling CKD epidemic which impacts more than 50% of Maui County's residents. This effort will include major CKD public awareness and outreach campaign, free public early CKD detection screenings, prevention and intervention education workshops, and CKD classroom training for youth, grades 3-6, to help Maui County residents avoid, stop or slow the progression of CKD to reduce kidney failure, dialysis, and death.

County Grant Subsidy Program Description (Cont'd)

The Salvation Army – Homeless Outreach Program

A front-line provider working with the homeless population of Maui County to provide an avenue of hope and change leading to greater stability, self-sufficiency, and housing.

Self - Sufficiency Programs

Maui Family Support Services - Child Care Subsidy

Provide childcare subsidy funds to "gap group" families. Also provide resource and parenting information for quality early childhood care.

The Maui Farm, Inc. – Stipend Program

Provide stipends to families enabling them to work at The Maui Farm site and engage in more program services and be closer to family.

Grant for Services to the Frail and Elderly

Hale Mahaolu - Maui Adult Day Care – Ho`okele Caregivers Maui – Care Options - Na Pu'uwai Personal Care

Provide personal assistance such as grooming and bathing to ensure safety.

Maui Adult Day Care - Na Pu'uwai - Adult Day Care

Personalized care for dependent elders in a supervised, protective, and congregate setting during some portion of the day.

Maui Adult Day Care – Na Pu'uwai - Adult Day Care Respite

Respite for caregivers of dependent elders in a supervised, protective, and congregate setting.

Grandparents Raising Grandchildren Respite – Agency TBD by RFP

Respite for Grandparents who have assumed full-time care of grandchildren in a licensed, supervised, protective, and congregate setting.

Maui Adult Day Care - Family Caregiver Support

Services offered to assist caregivers in making decisions and solving problems relating to their care-giving roles.

Hale Mahaolu, Inc. - Ho`okele Caregivers Maui – Care Options – Na Pu'uwai - Homemaker

Provide assistance such as routine housework, preparing simple meals and shopping for personal items.

Hale Mahaolu, Inc.- Care Options- Chore

Provide assistance with heavy cleaning needs such as apartment/house cleaning to maintain safe and sanitary living conditions.

Na Pu'uwai (Molokai) In-Home Respite

Provide services which temporarily substitute support or living arrangement for care recipient in order to provide brief period of relief or rest for caregivers.

County Grant Subsidy Program Description (Cont'd)
Grant for Services to the Frail and Elderly (Cont'd)

EnhanceFitness®
EnhanceFitness® is an exercise program that improves cardiovascular fitness, strength, flexibility, and balance. The program helps build relationships among participating seniors and creates an exercise environment that is fun and friendly. Moreover, it has been scientifically-tested and has been shown to improve health and reduce health care costs among regular participants.

Hale Kau Kau – Home - Delivered Meals
Provide nutritious home-delivered meals to frail elders living outside of Kaunoa Home-Delivered Meals Program service delivery boundaries.

Special Olympics Hawaii, Inc. – Special Olympics Maui County
Provide year-round sports training and athletic competition for children and adults with intellectual disabilities, giving them opportunities to develop physical fitness, demonstrate courage and participate in the sharing of skills and social interaction with other Special Olympics athletes, families, and the community.

Women Helping Women ("WHW") – Emergency Shelter, Hotline & Support Programs
Provides emergency shelter and support programs for victims of domestic violence (hotline, direct services following a crisis, assistance with transition into non-abusive living environments). WHW seeks to end domestic violence through advocacy, education, and prevention.

County Grant Subsidy Detail

Name of Grantee/Program	FY 2019 Actual	FY 2020 Actual	FY 2021 Adopted	FY 2022 Proposed
Grants and Disbursements for Youth Centers and Programs				
Best Buddies International for Best Buddies Program	$85,000	$85,000	$85,000	$85,000
Big Brothers/Big Sisters of Maui, Inc.	$138,000	$141,586	$146,797	$146,797
Boys & Girls Club of Maui for Central, Haiku, Lahaina, Makawao, Paukukalo and Kahekili Terrace Clubhouses	$1,078,255	$1,239,993	$1,363,993	$1,363,993
Hana Youth Center, Inc.	$146,977	$154,393	$194,393	$154,393
Hawaiian Kamalii, Inc.	$18,672	$18,672	$18,672	$18,672
Kihei Youth Center, Inc.	$276,054	$289,856	$289,856	$289,856
Lahaina Tutoring Project	$11,000	$11,000	$11,000	$11,000
Lanai Youth Center, Inc.	$218,610	$175,974	$219,347	$219,347
Maui Economic Opportunity, Inc., for MEO Youth Services	$195,763	$190,363	$221,850	$221,850

Human Concerns Program

County Grant Subsidy Detail (Cont'd)

Name of Grantee/Program	FY 2019 Actual	FY 2020 Actual	FY 2021 Adopted	FY 2022 Proposed
Grants and Disbursements for Youth Centers and Programs (Cont'd)				
Maui Family Support Services, Inc. Teen Voices Program	$46,893	$38,367	$0	$0
Molokai Community Service Council, Inc. - Molokai Youth Center	$296,125	$310,931	$310,931	$310,931
Paia Youth Council, Inc.	$270,978	$284,527	$284,527	$284,527
Project Graduation	$44,181	$28,382	$47,741	$47,741
Youth Programs	$87,505	$82,411	$94,177	$94,177
TOTAL YOUTH CENTERS AND PROGRAMS	**$2,914,013**	**$3,051,455**	**$3,288,284**	**$3,248,284**

County Grant Subsidy Program Description

Best Buddies International – Maui County Inclusion Project

Matching intermediate and high school students with intellectual and developmental disabilities (IDD) in one-to-one friendships with their typical peers. Friendships formed as a result of Best Buddies programs represent an important step towards promoting lifelong acceptance of people with disabilities and their inclusion in all aspects of society.

Big Brothers/Big Sisters of Hawaii Maui, Inc. - Maui Community School-Based Mentoring Program

Maintain services matching at-risk children and youth with positive role models on Maui through Community-Based Mentoring, School-Based Mentoring to expand services to youth in the Hale Makana neighborhood through the Mentor Center program. Goals are to help youth avoid risky behaviors, embrace higher aspirations and succeed in school.

Boys & Girls Club of Maui – Central, Haiku, Upcountry, Paukukalo, Kahekili Terrace, West Maui Clubhouses

The Boys & Girls Clubs of Maui provide a safe, secure, nurturing, supervised and supportive environment where youth members can be themselves, learn, have self-esteem-building experiences, and have fun!

Hana Youth Center, Inc. – Hana Youth Center

Provides programs and activities that are fun and that develop and improve health, moral and social habits of Hana youth, inspiring them to make wise choices now and into their future.

Hawaiian Kamali`i, Inc. – Hawaiian Kamali`i Program

Provide youth with an environment rooted in traditional Hawaiian values that promotes personal growth, character development and achievement in physical fitness.

County Grant Subsidy Program Description (Cont'd)

Kihei Youth Center, Inc.- Kihei Youth Center Services, Inc.
Provide a comprehensive range of age-appropriate integrated youth development programs and activities aimed at promoting and supporting positive protection factors that address negative at-risk behaviors for youth between the ages of 8 and 18 years old throughout the year.

Lahaina Intermediate School Education Foundation – Lahaina Tutoring Project
Lahaina Complex after-school enrichment tutor project serving four public schools in grades 3-11.

Lana`i Youth Center, Inc.- Lana`i Youth Center
Provides activities that offer youth the opportunity to achieve proficiency in basic educational skills, promote healthy lifestyle choices (including alcohol, tobacco, and other drug prevention education), help to increase youth awareness, have appreciation for Lana`i's and Hawaii's diverse culture, and provide alternative recreational activities.

Maui Economic Opportunity, Inc., for Youth Services
Provide after-school/out-of-school positive youth development activities for youth 6th to 12th grade.

Molokai Community Service Council, Inc. - Molokai Youth Center
Provides a safe and nurturing place for children ages 8 to17. The Center's programs include recreation, leadership, and community service activities, and help with homework.

Paia Youth Council, Inc. - Paia Youth & Culture Center
To keep open and maintain a safe and nurturing drop-in center where young people (9 to 18 years old) can socialize, play, learn, and participate in program activities.

Project Graduation
Support high school graduation programs to provide fun, safe, drug-free, and alcohol-free post-graduation celebrations for students in Maui County.

Youth Programs

Lokahi Pacific- Teens-on-Call
Provides meaningful hands-on work and life skills training including the promotion of good character values in a variety of trades to at-risk teens ages 13 to 19 years old.

TOTAL COUNTY GRANT SUBSIDY – HUMAN CONCERNS PROGRAM[1]	FY 2019 Actual	FY 2020 Actual	FY 2021 Adopted	FY 2022 Proposed
	$12,561,994	$11,220,512	$12,420,363	$12,301,104

[1] Includes actual expenditures for grant subsidies that are no longer funded in the current and/or proposed fiscal years.

Human Concerns Program – Early Childhood Resource Program

Program Description

The Early Childhood Resource ("ECR") Program seeks to improve and enhance the availability, affordability, and quality of early care, learning, and development services through the promotion of shared goals, partnerships, and resources. The ECR Program guides and supports the development and implementation of a coordinated system of early childhood services for young children from birth to eight years old in Maui County. The mission of the ECR Program is to coordinate, support, mobilize, and leverage partnerships and funding, including early childhood grants as appropriate; and identify, provide and share resources for families and professionals, moving toward implementing a coordinated system of early childhood services for your children from prenatal to kindergarten entry in Maui County.

Population Served

This program serves providers and families engaged in meeting the needs in early childhood care and learning in Maui County, specifically for children ages prenatal to kindergarten entry.

Services Provided

***For Families*:**

- Maui County Childcare Subsidy – Working families who meet income guidelines can apply to receive help to pay for childcare.
- Coordination of Parent Workshops – Feedback and parental requests determine parent education class topics.
    - Topics will Include:
        - Positive Discipline
        - Family Literacy
        - Early Childhood Development
- Resource & Referral via phone – Families are helped to navigate and connect with early childhood programs and services, parental supports; and state benefits.
    - 3 Top areas of focus will be:
        - Financial assistance for childcare
        - Food & Housing assistance resources
        - Finding assistance for special circumstances
- Resource Lending Library - The Early Childhood lending library provides access to books, children's books, videos, and information.

***For Professionals*:**

- Early Childhood Education & Care Networking – Provide opportunities for early childhood providers to network and address service and resource gaps.
- Professional Development Information & Support
- Resource Lending Library - The Early Childhood lending library provides access to books, children's books, videos, and information.

***For Programs & Agency Service Providers*:**

- Provides technical assistance and guidance.

Services Provided (Cont'd)

***For the Community*:**

- State / Community advisory, linking and feedback loops.
- Community Events - The ECR Center takes part in early childhood community events through planning, on site provision of resources and information, and funding.
  - Events include:
    - Annual Celebrations,
    - Program Family / Provider Engagement events
    - Network & Information Fairs for families and the early childhood workforce
    - parent education training,
    - Workforce training or conferences.

***Grant Management*:**

- The ECR Coordinator monitors and provides technical assistance to programs and administers grant funding.

Key Activity Goals & Measures

GOALS/OBJECTIVES	SUCCESS MEASUREMENTS	FY 2020 ACTUAL	FY 2021 ESTIMATE	FY 2022 ESTIMATE
Goal #1: Promote the development of a coordinated early learning and care system in Maui County by identifying and promoting shared goals, partnerships and resources to maximize accessibility and affordability of early childhood care and education services in the community.				
1. Continue and improve resource-sharing through mobilization and coordination of partners	# of partners engaged in early childhood activities	37	30	30
2. Develop assessments and plans that reflect and respond to state or federal mandates and local needs	# of community reports, demographic profiles and/or asset maps (such as basic census, number of clients served, program budgets, wait lists, parent surveys, workforce surveys, resource and referral data and focus group discussions) that are utilized/developed	4	4	4
	# of countywide meetings/programs focusing on the discussion of joint issues/challenges and successes within a year	56	30	30

Human Concerns Program – Early Childhood Resource Program

Key Activity Goals & Measures (Cont'd)

GOALS/OBJECTIVES	SUCCESS MEASUREMENTS	FY 2020 ACTUAL	FY 2021 ESTIMATE	FY 2022 ESTIMATE
Goal #1: Promote the development of a coordinated early learning and care system in Maui County by identifying and promoting shared goals, partnerships and resources to maximize accessibility and affordability of early childhood care and education services in the community. (Cont'd)				
3. Monitor early childhood programs/services funded by the County	# of meetings/ monitoring activities related to all early childhood programs funded by Maui County	74	40	40
4. Monitor the number of people impacted by early childhood programs and services funded by Maui County	# of people impacted by early childhood programs and services funded by Maui County	462	550	550
5. Maintain community partners' active participation with in Maui County ECR Center initiatives	# of community partner organizations actively engaged in the Maui County ECR Center Family Literacy initiative	18	7	18
Goal #2: Improve, promote and assist Maui County's early childhood service community by providing accessible technical assistance, resource development, and sharing.				
1. Improve quality of childcare and learning services through existing and emerging quality improvement initiatives	# of providers that participate in early childhood quality improvement initiatives	7	7	7
2. Ensure early childhood professional development opportunities are accessible	# of providers reached, informed and encouraged to participate in professional development opportunities	236	75	75
3. Ensure early childhood professional development opportunities are affordable	# of scholarships (travel/registration and professional development opportunities) and trainings supported or funded to reduce cost for early childhood practitioners	22	35	22
4. Ensure early childhood programs have access to technical assistance and resource linkage	# of providers accessing technical assistance and resource linkage through the Maui County ECR Center	188	35	75

Human Concerns Program – Early Childhood Resource Program

Key Activity Goals & Measures (Cont'd)

GOALS/OBJECTIVES	SUCCESS MEASUREMENTS	FY 2020 ACTUAL	FY 2021 ESTIMATE	FY 2022 ESTIMATE
Goal #3: Identify specific messages to ensure that the local community understands the importance of early childhood and children's development, quality services, and the impact of a coordinated early childhood system has on individual children.				
1. Identify/participate in the development of early childhood initiatives/campaigns/ community fairs that will increase public engagement and awareness around early childhood	# of people who engage with and utilize the early childhood resource center	62	75	75
	% of people utilizing the early childhood resource center found it met their needs	N/A	N/A	95%
	# of outreach, public initiatives/campaigns affected/coordinated annually	6	5	5
Goal #4: Promote affordable childcare and education opportunities that impact families economic self-sufficiency.				
1. Monitor and track the capacity of affordable care and learning opportunities and subsidy assistance provided	# of families receiving subsidy assistance (from the County)	150	150	150
	# of families using the extended day/year program	150	150	150

Human Concerns Program – Grants Management

Program Description

The Grants Management Division ("GMD") is responsible for the administration of DHHC grants appropriated for a wide range of community social service programs. Effective grants management services provide critical collaboration and support for organizations receiving grant funding and ensures an appropriate level of accountability for public funds.

Population Served

This program serves members of the community in need of core social service programs through the administration of grant agreements with contracted community service organizations.

Services Provided

GMD provides technical assistance, information, and administrative oversight for organizations funded under line-item grant appropriations. The GMD administers approximately $8 million dollars of line-item grant appropriations, which fund social service programs provided by private non-profit organizations to address a variety of critical community areas of need.

Key Activity Goals & Measures

GOALS/OBJECTIVES	SUCCESS MEASUREMENTS	FY 2020 ACTUAL	FY 2021 ESTIMATE	FY 2022 ESTIMATE
Goal #1: Effectively administer funds appropriated in the Fiscal Year Budget.				
1. Conduct extensive reviews to ensure grant applications clearly describe reasonable and effective funding, community need, program implementation and expected outcomes	% of grant applications reviewed	100%	100%	100%
2. Provide educational opportunities for staff to maintain a high level of grants management competency	# of workshops/ trainings attended by staff related to grant administration	6	4	4
3. Conduct meetings to review and update grant management processes and procedures	# of specific meetings conducted related to reviewing divisions, processes and procedures	8	6	6
Goal #2: Support grantees in providing effective community programs to enhance the quality of life of Maui residents.				
1. Provide educational opportunities to grantees to improve delivery of community programs	# of financial and programmatic workshops/trainings provided to grantees	4	4	4

Human Concerns Program – Grants Management

Key Activity Goals & Measures (Cont'd)

GOALS/OBJECTIVES	SUCCESS MEASUREMENTS	FY 2020 ACTUAL	FY 2021 ESTIMATE	FY 2022 ESTIMATE
Goal #2: Support grantees in providing effective community programs to enhance the quality of life of Maui residents. (Cont'd)				
2. Provide technical assistance to grantees to overcome problems both programmatically and fiscally	# of meetings, communications strings, and articles provided to assist challenges among grantees	756	250	500
3. Grantees will effectively measure impact of funded program on target population	% of grants that include effective outcome measures in program evaluation plan.	N/A	85%	85%
Goal #3: Review, evaluate and monitor grantee program performance, contract compliance, and fiscal accountability.				
1. Achieve quarterly reporting compliance by all grantees	% of accurate quarterly reports	91%	95%	95%
2. Increase on-site monitoring visits to ensure grantee's full compliance with Maui County Grants Program	# of on-site monitoring visits conducted during the fiscal year	11	50	50
3. Conduct evaluation of every grant appropriated during the fiscal year	% of grants evaluated	100%	100%	100%

Human Concerns Program – Homeless Program

Program Description

In collaboration with service providers, Federal, State, and County agencies, the Homeless Program will continually develop ongoing strategies to end homelessness adhering to the Continuum of Care mission. By developing, utilizing, and maintaining the Maui County Coordinated Entry System ("CES") along with the utilization of the Homeless Management Information System ("HMIS"), the Homeless Program will act as the County's key coordinator for the planning and implementation of Federal Department of Housing and Urban Development (HUD) funding and its designations. The Homeless Program will also research, assess, and make recommendations for new programs which address housing needs and gaps relating to the assistance for the homeless. The Homeless Program will act as the point of contact between County and State departments, law enforcement, and social service agencies in addressing homelessness issues within the County. In addition, the Program will address homeless impacts, prevention, and educate the public on homeless issues.

Population Served

This program serves the County's homeless population and those that are at-risk of becoming homeless. For the general public, the program will conduct outreach and education and address concerns pertaining to health and safety-related issues on homeless topics.

Services Provided

In support of the Housing First approach adopted by HUD that utilizes the CES, the Homeless Program will serve as the central point for participating service providers and agencies to assess and prioritize the acuity of qualified clientele for receiving services with the focus on attaining and maintaining permanent housing. The Homeless Program works in close collaboration with partnering agencies that are contracted to perform direct services to the homeless population.

The Program will provide strategic planning, coordination, and interagency communication and collaboration to improve services for the homeless; to support the development of permanent supportive housing to decrease homelessness; to coordinate and implement compassionate response to homelessness in key areas where public health and safety are concerned; and to provide outreach and information to the general public regarding issues related to homelessness.

Key Activity Goals & Measures

GOALS/OBJECTIVES	SUCCESS MEASUREMENTS	FY 2020 ACTUAL	FY 2021 ESTIMATE	FY 2022 ESTIMATE
Goal #1: The Homeless Division is tasked with convening the Coordinated Entry System (CES) and case conferencing, and is responsible for managing and maintaining the master client list of homeless individuals and families awaiting housing placement. The Division will ensure effective coordination between the homeless service providers that share common clientele to ensure clients receive appropriate services in a timely manner.				
1. Addressing and solving issues between partnering homeless service providers that have common clientele	% of partnering agencies that are satisfied with the results of each Case Conferencing (via follow-up email survey to service providers)	N/A	98%	95%

Human Concerns Program – Homeless Program

Key Activity Goals & Measures (Cont'd)

GOALS/OBJECTIVES	SUCCESS MEASUREMENTS	FY 2020 ACTUAL	FY 2021 ESTIMATE	FY 2022 ESTIMATE
Goal #1: The Homeless Division is tasked with convening the Coordinated Entry System (CES) and case conferencing, and is responsible for managing and maintaining the master client list of homeless individuals and families awaiting housing placement. The Division will ensure effective coordination between the homeless service providers that share common clientele to ensure clients receive appropriate services in a timely manner. (Cont'd)				
2. As a result of Case Conferencing and collaboration between partnering agencies, clients who would otherwise "fall through the cracks", will receive needed services.	# of homeless individuals whose homelessness was resolved by placement into permanent housing	564	600	650
Goal #2: Effectively educate the public, government, and private sector regarding homeless issues and the Homeless Division/County's efforts to end homelessness.				
1. The Division will provide information to the public at forums or panels, and attendees will gain greater knowledge and awareness of homelessness, services, and strategies.	% of participants that, after attending a panel/forum discussion in which the Homeless Division participated, leave with enhanced awareness and knowledge of homelessness (via follow-up email survey of participants)	N/A	N/A	90%
2. Through education, the public will have increased confidence and a sense of security in knowing how to handle situations regarding homeless issues and concerns.	% of individuals provided information/resources by the Homeless Division that feel they have gained greater confidence to handle a situation related to homeless issues (via follow-up email survey of participants)	N/A	90%	90%

Human Concerns Program – Homeless Program

Key Activity Goals & Measures (Cont'd)

GOALS/OBJECTIVES	SUCCESS MEASUREMENTS	FY 2020 ACTUAL	FY 2021 ESTIMATE	FY 2022 ESTIMATE
Goal #3: By coordinating and collaborating with partner agencies and departments employing the Homeless Division's Compassionate Action Plan (clean ups done with a strong emphasis on offering social services to individuals that are being displaced) to clear large homeless encampments, the Division will assist the general public in having an increased sense of safety, confidence, and well-being when utilizing the areas cleared of homeless encampments.				
1. Community members that use or frequent the area that was cleaned express a greater sense of safety and overall satisfaction with the effort.	% of individuals utilizing the area that was cleared who expressed a greater sense of safety and security as a result of the clean-up effort (via email survey to constituents that had expressed concern regarding the subject area)	N/A	90%	90%
2. Individuals that use or frequent the area that was cleared being more apt to increase their utilization of the subject area	% of individuals that will increase their usage of the area due to the clearing (via email survey to constituents that had expressed concern regarding the subject area)	N/A	200	90%

Human Concerns Program – Immigrant Services

Program Description

The Immigrant Services Division ("ISD") provides a broad spectrum of assistance to immigrants, migrants and citizens, including employment eligibility, citizenship, family-based petitions, and referrals to other services.

Population Served

This division serves citizens, lawful permanent residents, non-immigrants (including, but not limited to visitors and Compact of Free Association (COFA) migrants) of all ages and income levels.

Services Provided

ISD provides assistance for obtaining immigration benefits, applying for citizenship, maintaining lawful permanent residence, employment eligibility, family reunification, finding interpretation and translation services, reducing impediments to integration, deferring action for childhood arrivals and making referrals to community-based organizations. Also, offers assistance with complex matters in a broad range of areas integral to status, individual, family and community safety.

Key Activity Goals & Measures

GOALS/OBJECTIVES	SUCCESS MEASUREMENTS	FY 2020 ACTUAL	FY 2021 ESTIMATE	FY 2022 ESTIMATE
Goal #1: Improve the process for identifying and supporting the needs of Maui County residents who request assistance with navigating U.S. Citizenship and Immigration Services ("USCIS") or applying for an immigration benefit.				
1. Maintain number of people screened and assisted with applying for a USCIS immigration benefit(s) or relief	# of people screened	N/A	1,200	1,200
	% of people screened and deemed appropriate for ISD's assistance	N/A	95%	95%
Goal #2: To ensure the population served has access to the forms and application assistance necessary to maintain lawful immigration status (renew/replace a green card, renew DACA, adjust or remove conditional status), maintain employment eligibility, and meet document validity requirements.				
1. Ensure people receive assistance with USCIS applications necessary to maintain lawful immigration status	# of people assisted with lawful status	437	675	495
2. Ensure people receive assistance with DHS applications necessary for employment eligibility	# of people assisted with employment eligibility	132	125	100
	% of people who received/maintained employment eligibility	N/A	N/A	80%
3. Support people requesting assistance with meeting document validity requirements (Requests for Evidence, Civil Docs, Passports, etc.)	# of people assisted with document validity	N/A	N/A	175
	% of people who met document validity requirements	N/A	N/A	80%

Human Concerns Program – Immigrant Services

Key Activity Goals & Measures (Cont'd)

GOALS/OBJECTIVES	SUCCESS MEASUREMENTS	FY 2020 ACTUAL	FY 2021 ESTIMATE	FY 2022 ESTIMATE
Goal #3: Promote community membership, civic engagement, and support the family re-unification process by providing assistance with USCIS or Dept. of State applications for naturalization, acquiring citizenship or residency, alien relative petitions, public charge obligations, visa applications, and agency payments.				
1. Ensure people receive application assistance with USCIS naturalization or citizenship benefits	# of people assisted with citizenship benefits	234	400	300
2. Improve assistance to people preparing for citizenship tests and interviews	# of people assisted with preparing for citizenship tests or interviews	9	185	150
3. Ensure people receive application assistance with alien petitions	# of people assisted	347	475	375
	# of completed alien relative petitions	N/A	N/A	125
	% of petitions filed with USCIS	N/A	80%	80%
4. Provide assistance with public charge test documents required for support of an intending immigrant/non-immigrant	# of people assisted with affidavits of support & supporting evidence	596	700	700
	# of times filing /re-filing affidavits of support with supporting evidence	N/A	N/A	525
	% of submissions accepted/approved by the USCIS or Dept. of State	N/A	75%	80%
5. Provide assistance with visa applications and interview packet preparation	# of people assisted with visa applications/interview packets	317	350	375
	# of visa applications and packets prepared/filed with Dept. of State	N/A	N/A	375
	% of visa applications accepted/approved by Dept. of State	N/A	70%	80%
6. Ensure people receive assistance with submitting a required agency payment	# of times people were assisted with payment submissions	N/A	N/A	400

Human Concerns Program – Immigrant Services

Key Activity Goals & Measures (Cont'd)

GOALS/OBJECTIVES	SUCCESS MEASUREMENTS	FY 2020 ACTUAL	FY 2021 ESTIMATE	FY 2022 ESTIMATE
Goal #4: Provide resources and specialized application services to immigrant and non-immigrant communities, demonstrate support, and promote awareness for immigration programs and key issues impacting the community.				
1. Maintain # of people served	# of people served through any one of ISD's office locations	2,167	3,100	2,800
2. Promote awareness for education and maintain outreach support regarding key immigration issues (fee increases, form updates, policies, mobile consular services, etc.)	# of virtual engagements, outreaches, and press releases	7	15	10
	# of people impacted through ISD's education and outreach initiatives	N/A	N/A	175
	% of people successful with addressing their immigration issue through ISD efforts	N/A	100%	95%
3. Maintain excellent rate of client satisfaction with ISD's specialized knowledge and overall services.	% of satisfied clients as measured with client satisfaction survey	100%	100%	100%

Human Concerns Program – Senior Services

Program Description

Senior Services Division provides a wide spectrum of programs and services for well, active, frail and homebound senior citizens of Maui County to enable them to remain in their homes as they age and to experience their later years as the "best years."

The Division is also funded by the Kaunoa Senior Services Leisure Program Activities Revolving Fund, which enables Kaunoa Senior Services to collect fees from participants to help recover the costs for certain special events, activities, and excursions.

Population Served

Programs funded by the Older Americans Act of 1965 (The Assisted Transportation, Congregate Meals and Home-Delivered Meals Programs) serve adults 60 and older. Leisure/Wellness and the Retired & Senior Volunteer Programs serve older adults 55 and older.

Services Provided

Services provided include Assisted Transportation Services, Congregate Meals, Home-Delivered Meals, Leisure/ Wellness classes, activities, events, nutrition lectures, exercise sessions, social and fellowship activities, Retired & Senior Volunteer Opportunities, and safety checks on the well-being of homebound citizens.

Key Activity Goals & Measures

GOALS/OBJECTIVES	SUCCESS MEASUREMENTS	FY 2020 ACTUAL	FY 2021 ESTIMATE	FY 2022 ESTIMATE
Goal #1: Provide opportunities for senior participants to engage in activities that encourage lifelong learning, social involvement, and healthy lifestyles which promote independent living and extended healthspans.				
1. Produce health and wellness classes, activities and events which encourage lifelong learning, social engagement and healthy lifestyles.	# of health and wellness activities provided	5,412	8,000	8,000
	% of participants who agree that the Leisure/Wellness Program play an important role in maintaining their overall health and independence	N/A	90%	90%
	% of participants who agree that the Leisure/Wellness Program helps to reduce loneliness and helps to prevent isolation	N/A	90%	90%

Human Concerns Program – Senior Services

Key Activity Goals & Measures (Cont'd)

GOALS/OBJECTIVES	SUCCESS MEASUREMENTS	FY 2020 ACTUAL	FY 2021 ESTIMATE	FY 2022 ESTIMATE
Goal #1: Provide opportunities for senior participants to engage in activities that encourage lifelong learning, social involvement, and healthy lifestyles which promote independent living and extended healthspans. (Cont'd)				
2. Provide nutrition services to reduce hunger and food insecurity, and promote social engagement through group activities at nutrition sites throughout Maui County.	# of meals served in a group setting which promote healthy diets, proper nutrition, and social engagement	72,063	80,000	80,000
	% of participants who agree that the Congregate Program helps them to remain active and independent	N/A	90%	90%
	% of participants who agree that the Congregate Program reduces loneliness and helps to prevent isolation	N/A	90%	90%
Goal #2: Provide volunteer opportunities through Kaunoa's Volunteer Programs, including the Retired & Senior Volunteer Program (RSVP) to enable senior participants to utilize their talents and skills and remain active and engaged in their communities.				
1. Develop effective volunteer work station partnerships	# of volunteer work stations enrolled	N/A	50	50
	% of satisfied volunteer stations	99%	95%	95%
2. Recruit and match senior volunteers to compatible workstations.	# of volunteers at RSVP work stations	N/A	500	500
	# of RSVP volunteer hours	N/A	50,000	50,000
	% of satisfied RSVP volunteers	99%	95%	95%
Goal #3: Provide services to frail and homebound participants to support safe, healthy aging, reduce isolation, and enable them to age safely and live independently in their own homes for as long as possible.				
1. Provide nutritious meals which support good health for the homebound	# of meals delivered	138,630	125,000	125,000
	% on-time delivery of meals	N/A	100%	100%

Human Concerns Program – Senior Services

Key Activity Goals & Measures (Cont'd)

GOALS/OBJECTIVES	SUCCESS MEASUREMENTS	FY 2020 ACTUAL	FY 2021 ESTIMATE	FY 2022 ESTIMATE
Goal #3: Provide services to frail and homebound participants to support safe, healthy aging, reduce isolation, and enable them to age safely and live independently in their own homes for as long as possible. (Cont'd)				
1. Provide nutritious meals which support good health for the homebound (Cont'd)	# safety/wellness checks made to participants	115,628	115,000	115,000
	% of participants who agree that their quality of life has improved with Kaunoa's home-delivered meals services	97%	95%	95%
2. Provide transportation which supports independence for the homebound	# of one-way rides provided	8,932	12,000	12,000
	% of on-time pick-up/delivery of participant	N/A	100%	100%
	% of participants who agree that their quality of life has improved with Kaunoa's transportation services	97%	95%	95%

Human Concerns Program – Senior Services

Program Budget Summary by Fiscal Year – Revolving Fund

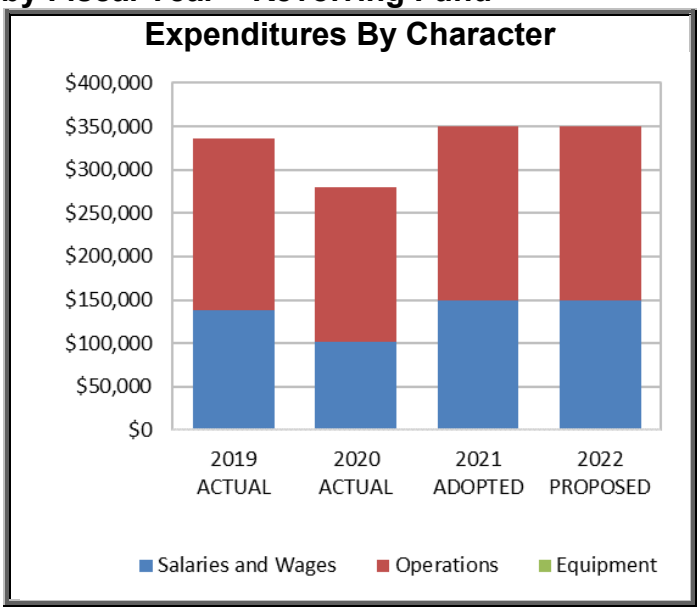

Expenditures Summary by Character & Object – Revolving Fund

CHARACTER/ OBJECT DESCRIPTION	2019 ACTUAL	2020 ACTUAL	2021 ADOPTED	2022 PROPOSED	CHANGE AMOUNT	CHANGE PERCENT
Salaries and Wages						
WAGES & SALARIES	$138,572	$102,006	$150,000	$150,000	$0	N/A
Salaries and Wages Total	**$138,572**	**$102,006**	**$150,000**	**$150,000**	**$0**	**N/A**
Operations						
MATERIALS & SUPPLIES	$14,414	$14,326	$5,500	$5,500	$0	N/A
OTHER COSTS	$75,418	$61,458	$73,000	$73,000	$0	N/A
SERVICES	$89,429	$72,484	$97,000	$97,000	$0	N/A
TRAVEL	$17,648	$30,101	$24,500	$24,500	$0	N/A
Operations Total	**$196,909**	**$178,369**	**$200,000**	**$200,000**	**$0**	**N/A**
Equipment						
LEASE PURCHASES	$0	$0	$0	$0	$0	N/A
MACHINERY & EQUIPMENT	$0	$0	$0	$0	$0	N/A
Equipment Total	**$0**	**$0**	**$0**	**$0**	**$0**	**N/A**
Program Total	**$335,481**	**$280,375**	**$350,000**	**$350,000**	**$0**	**N/A**

Expenditures Summary by Character & Object – Revolving Fund

POSITION TITLE	2019 ADOPTED	2020 ADOPTED	2021 ADOPTED	2022 PROPOSED	CHANGE AMOUNT	CHANGE PERCENT
Leisure Program Instructor (6 hrs/week)	11.0	11.0	11.0	11.0	0.0	0.0%
Program Total	**11.0**	**11.0**	**11.0**	**11.0**	**0.0**	**0.0%**

Human Concerns Program - Office on Aging

Program Description

The mission of the Maui County Office on Aging ("MCOA") is to promote and protect the well-being of older adults in Maui County and to ensure that Maui's older adults are able to live independently in their homes for as long as possible. The MCOA serves as Maui County's federally-designated Area Agency on Aging, as mandated by the Older Americans Act. MCOA has made significant progress towards re-balancing the long term supports and services framework in order to achieve status as a fully functioning Aging and Disability Resource Center ("ADRC"), thereby more efficiently assisting not only older adults, but also individuals of all ages with disabilities.

Population Served

MCOA provides a full array of home and community-based services to older adults, grandparents raising grandchildren, family and informal caregivers, and a limited offering of home- and community-based services to persons of all ages with disabilities.

Services Provided

MCOA provides, through direct or contracted services the following: Information and Referral, Assistance, and Outreach; Public Education; In-home Assessments; Case Management; Transportation; Assisted Transportation; Chore; Homemaker; Attendant Care; Friendly Visiting; Telephone Reassurance; Personal Care; Home-Delivered Meals; Congregate Meals; Legal Assistance; Family Caregiver Support Groups; Family Caregiver Counseling; Medication Management; Nutritional Counseling; Adult Day Care; Adult Day Care Respite; In-home Family Caregiver Respite; Money Management Assistance; Health Education/Promotion; simple Home Modifications; Enhance®Fitness™; Powerful Tools for Caregivers (PTC); Community Living Program; and Veterans-Directed Care (formerly known as Veterans-Directed Home and Community-Based Services).

Key Activity Goals & Measures

GOALS/OBJECTIVES	SUCCESS MEASUREMENTS	FY 2020 ACTUAL	FY 2021 ESTIMATE	FY 2022 ESTIMATE
Goal #1: Empower older adults to stay healthy, active, and socially engaged by providing direct services, public education, outreach programs, and answers on aging.				
1. Program participants will meet or exceed National Standards of improvement as evidenced by scheduled fitness measurements in the areas of strength, stretching and flexibility, aerobic stamina, and balance	A minimum of 75% of EF participants will demonstrate maintenance or improvement as evidenced by routine fitness checks	84%	80%	80%
2. Provide high-quality, relevant information that meets immediate needs of seniors during outreach events and public education sessions	A minimum of nine of ten seniors surveyed will support relevance and applicability of informational and outreach material	98%	90%	90%

Key Activity Goals & Measures (Cont'd)

GOALS/OBJECTIVES	SUCCESS MEASUREMENTS	FY 2020 ACTUAL	FY 2021 ESTIMATE	FY 2022 ESTIMATE
Goal #2: Enable older adults to live in their homes according to individual choice through the provision of home- and community-based services, including support for family caregivers.				
1. Older Adults who wish to do so will continue to live at home with appropriate levels of informal and formal supports after initial determination of being At-Risk for Institutionalization	Older Adults actively receiving services will remain in their homes for an average of twelve months after scoring At-Risk for Institutionalization	20 Months	20 Months	20 Months
2. Family caregivers will experience reduced levels of day-to-day caregiving stress	Nine of ten caregivers will report reduced stress upon annual reassessment.	84%	90%	90%
Goal #3: Ensure Maui's ADRC serves as a highly visible and trusted place and provides support, services, and answers on aging to adults regardless of age, income and disability.				
1. Individuals and family caregivers receive information, relevant materials, and appropriate referrals and services from the ADRC	Nine of ten recipients of ADRC services will indicate a positive overall perception of assistance received	97%	90%	90%
2. Provide older adults and family caregivers the opportunity to increase safety and self-sufficiency in the home and in the community	Nine of ten program participants will demonstrate an increased sense of safety and self-sufficiency as evidenced by the Overall Status Indicator in the Core Assessment and/or the Quality of Life Indicators in the Support Plan	96%	90%	90%

Human Concerns Program – Volunteer Center

Program Description

The Volunteer Center mobilizes volunteers to meet community needs, builds capacity of organizations to effectively engage volunteers, and inspires support for community service. Additionally, the Volunteer Center is a resource for volunteer leaders and managers to increase their knowledge of volunteer management best practices. We are a partner with the HandsOn Network, an enterprise of Points of Light Foundation, the largest network of 250 volunteer centers that extends to 16 countries around the world.

Population Served

This program serves residents, visitors, non-profit agencies, community organizations, corporations, schools, and government agencies.

Services Provided

The Volunteer Center coordinates programs that increase public awareness of the importance of volunteering; plans and implements publications, events, and projects to assist agencies with their volunteer programs; administers and acts as a virtual Volunteer Center for hundreds of agencies and individuals; provides capacity-building trainings throughout the year for community agencies; and maintains and promotes an online directory of volunteer opportunities. The Volunteer Center encourages community recognition of volunteers with an Annual Recognition Celebration. Additionally, we assist individuals to find quality volunteer opportunities.

Key Activity Goals & Measures

GOALS/OBJECTIVES	SUCCESS MEASUREMENTS	FY 2020 ACTUAL	FY 2021 ESTIMATE	FY 2022 ESTIMATE
Goal #1: Build the capacity of Maui's non-profit and community organizations to effectively engage volunteers by sharing best practices in volunteer management and resources.				
1. Offer group volunteer leadership trainings including best practices in volunteer management.	Of the 75 total people who attend volunteer trainings in FY2022, 80% will report that they were highly satisfied or satisfied with the training, as indicated by the evaluation surveys completed after the trainings	N/A	80%	80%

Key Activity Goals & Measures (Cont'd)

GOALS/OBJECTIVES	SUCCESS MEASUREMENTS	FY 2020 ACTUAL	FY 2021 ESTIMATE	FY 2022 ESTIMATE
Goal #1: Build the capacity of Maui's non-profit and community organizations to effectively engage volunteers by sharing best practices in volunteer management and resources. (Cont'd)				
2. Offer group volunteer leadership trainings including best practices in volunteer management.	Of the 75 people who attend our volunteer leadership trainings in FY 2022, 30% will report that the training added to their skills and knowledge sufficiently to enhance their abilities in volunteer management, as indicated by an "implementation" survey sent to them within two months after the training	N/A	30%	30%
	Of the 75 people who attend our volunteer leadership trainings in FY 2022, 10% will report that they have applied some of the skills and knowledge they gained from the training to their volunteer management program, as indicated by an "implementation" survey sent to them within two months after the training	N/A	10%	10%
Goal #2: Model best practices by recognizing exemplary community volunteers.				
1. Produce an Annual Volunteer Hero Recognition Program.	Of the 10 nominators in FY 2022, 80% report they were highly satisfied or satisfied with the recognition process, as indicated by evaluation surveys sent to them after the event	N/A	80%	80%

Key Activity Goals & Measures (Cont'd)

GOALS/OBJECTIVES	SUCCESS MEASUREMENTS	FY 2020 ACTUAL	FY 2021 ESTIMATE	FY 2022 ESTIMATE
Goal # 3: Provide resources on best practices through newsletters, blog postings, and other social media.				
1. Produce newsletters, blogs and social media content	Of the 2,000 people who receive newsletters in FY 2022, 10% will report that they found at least one helpful resource on volunteer management or volunteer opportunities, as indicated by an annual survey	N/A	10%	10%
	Of the 120 partner agencies in FY 2022, 10% will report having well matched volunteers as indicated by an annual survey	N/A	10%	10%
	Of the 140,000 impressions of our social media posts in FY 2022, 5% will like, comment, click or share (engage with) a resource or volunteer opportunity post	N/A	5%	5%
Goal #4: Participate in mobilizing volunteer engagement in the community				
1. Promote volunteer matching services to prospective volunteers and nonprofit and community organizations through HandsOnMaui website and social media platforms.	Increase number of active volunteers in Get Connected by 10% in FY 2022 as compared to FY 2021 baseline as indicated by Get Connected reports	N/A	N/A	1,200
	Increase number of times volunteer opportunities are viewed by 10% on the Get Connected Platform on www.handsonmaui.com as indicated by Get Connected reports	N/A	N/A	60,000

Human Concerns Program

Program Budget Summary by Fiscal Year – Grant Revenue Fund

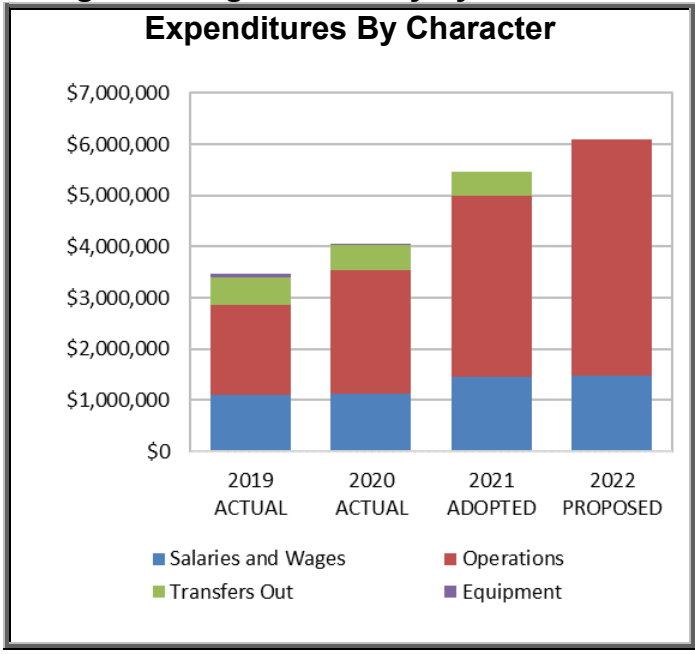

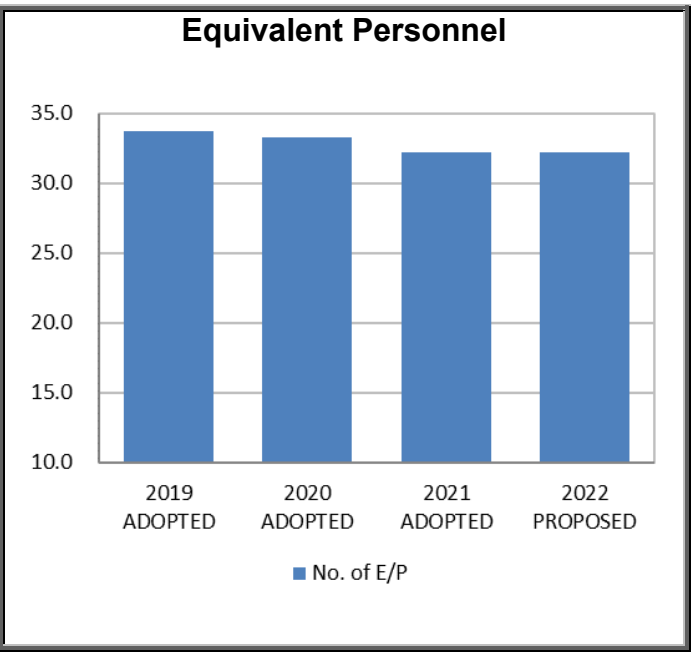

Expenditures Summary by Character & Object – Grant Revenue Fund

CHARACTER/ OBJECT DESCRIPTION	2019 ACTUAL	2020 ACTUAL	2021 ADOPTED	2022 PROPOSED	CHANGE AMOUNT	CHANGE PERCENT
Salaries and Wages						
OTHER PREMIUM PAY	$6,175	$6,912	$55,862	$0	-$55,862	-100.0%
WAGES & SALARIES	$1,089,301	$1,116,640	$1,388,655	$1,485,453	$96,798	7.0%
Salaries and Wages Total	**$1,095,476**	**$1,123,552**	**$1,444,517**	**$1,485,453**	**$40,936**	**2.8%**
Operations						
MATERIALS & SUPPLIES	$16,597	$17,111	$43,750	$96,359	$52,609	120.2%
OTHER COSTS	$456,450	$461,048	$1,084,787	$1,364,151	$279,364	25.8%
SERVICES	$982,088	$1,670,853	$1,917,219	$2,761,537	$844,318	44.0%
TRAVEL	$90,483	$24,959	$40,601	$61,051	$20,450	50.4%
UTILITIES	$13,860	$14,780	$3,150	$3,150	$0	N/A
INTERFUND COST RECLASSIFICATION	$200,714	$224,512	$467,116	$324,149	-$142,967	-30.6%
Operations Total	**$1,760,192**	**$2,413,263**	**$3,556,623**	**$4,610,397**	**$1,053,774**	**29.6%**
Countywide Expenditures						
OTHER COSTS	$637	$614	$0	$0	$0	N/A
Equipment Total	**$637**	**$614**	**$0**	**$0**	**$0**	**N/A**
Transfers Out						
SPECIAL REVENUE FUNDS	$554,945	$494,327	$464,576	$0	-$464,576	-100.0%
Transfers Out Total	**$554,945**	**$494,327**	**$464,576**	**$0**	**-$464,576**	**-100.0%**
Equipment						
LEASE PURCHASES	$0	$0	$0	$0	$0	N/A
MACHINERY & EQUIPMENT	$54,888	$9,397	$0	$0	$0	N/A
Equipment Total	**$54,888**	**$9,397**	**$0**	**$0**	**$0**	**N/A**
Program Total	**$3,466,138**	**$4,041,153**	**$5,465,716**	**$6,095,850**	**$630,134**	**11.5%**

Human Concerns Program

Equivalent Personnel Summary by Position Title – Grant Revenue Fund

POSITION TITLE	2019 ADOPTED	2020 ADOPTED	2021 ADOPTED	2022 PROPOSED	CHANGE AMOUNT	CHANGE PERCENT
Aging and Disability Program Specialist II	1.0	1.0	1.0	1.0	0.0	0.0%
Aging and Disability Services Specialist I	1.0	1.0	1.0	1.0	0.0	0.0%
Aging and Disability Services Specialist II	2.0	2.0	2.0	2.0	0.0	0.0%
Aging and Disability Services Specialist III	4.0	4.0	4.0	4.0	0.0	0.0%
Aging and Disability Services Specialist III (HT- Hana)	0.5	0.5	0.5	0.5	0.0	0.0%
Aging and Disability Services Specialist III (Lanai)	1.0	1.0	1.0	1.0	0.0	0.0%
Aging and Disability Services Specialist IV (Maui)	1.0	1.0	1.0	1.0	0.0	0.0%
Aging and Disability Services Specialist IV (Maui, Molokai, Lanai)	1.0	1.0	1.0	1.0	0.0	0.0%
Aging and Disability Services Specialist V	1.0	1.0	1.0	1.0	0.0	0.0%
Clerk III	2.0	2.0	2.0	2.0	0.0	0.0%
Nutrition Program Aid (HT)	3.0	3.0	3.0	3.0	0.0	0.0%
Nutrition Program Aid (HT - Molokai)	0.5	0.5	0.5	0.5	0.0	0.0%
Office Operations Assistant II	2.0	2.0	2.0	2.0	0.0	0.0%
Senior Services Aid II (HT)	0.5	0.5	0.5	0.5	0.0	0.0%
Senior Services Program Assistant I	1.0	1.0	1.0	1.0	0.0	0.0%
Senior Services Program Assistant I (Hana)	0.8	0.8	0.8	0.8	0.0	0.0%
Senior Services Program Assistant I (HT)	1.0	1.0	1.0	1.0	0.0	0.0%
Senior Services Program Assistant II	1.0	1.0	1.0	1.0	0.0	0.0%
Senior Services Program Assistant II, HT (Lanai)	0.5	0.0	0.0	0.0	0.0	0.0%
Senior Services Program Assistant III	4.0	4.0	4.0	4.0	0.0	0.0%
Senior Services Program Assistant III (HT - Lanai)	0.5	0.5	0.0	0.0	0.0	0.0%
Senior Services Program Specialist III	1.0	1.0	1.0	1.0	0.0	0.0%
Senior Services Transit Aid II	2.0	2.0	2.0	2.0	0.0	0.0%
Senior Services Transit Aid II (HT - Lanai)	0.5	0.5	0.0	0.0	0.0	0.0%
Senior Services Transit Aid II (HT)	1.0	1.0	1.0	1.0	0.0	0.0%
Program Total	**33.8**	**33.3**	**32.3**	**32.3**	**0.00**	**0.0%**

Summary by Grant Award

Grant Award Name	New grant	Required County match? Yes/No and Match $ or %	FY 2019 Adopted	FY 2020 Adopted	FY 2021 Adopted	FY 2022 Proposed
Aging & Disability Resource Center (ADRC) Expansion	No	No	$750,000	$800,000	$825,000	$1,000,000
A&B Kokua Giving Contribution	No	No	$20,000	$20,000	$20,000	$20,000

Human Concerns Program

Summary by Grant Award (Cont'd)

Grant Award Name	New grant	Required County match? Yes/No and	FY 2019 Adopted	FY 2020 Adopted	FY 2021 Adopted	FY 2022 Proposed
Assisted Transportation Program	No	No	$28,041	$11,496	$15,500	$15,500
Care Transition Program	No	No	$12,700	$50,000	$50,000	$50,000
Congregate Meals Program	No	No	$123,582	$106,383	$165,000	$90,000
Elder Abuse Prevention	No	No	$26,492	$26,492	$27,686	$0
Federal Transit Administration (FTA) Section 5310 Enhanced Mobility of Seniors and Individuals with Disabilities	Yes	Yes/20%	$68,000	$0	$0	$0
Healthy Aging Partnership-Empowering Elders	No	No	$256,836	$284,826	$345,000	$250,000
Home-Delivered Meals Program	No	No	$55,793	$90,000	$128,000	$120,000
Kupuna Care Program	No	No	$1,300,000	$1,500,000	$1,510,000	$1,750,000
Kupuna Caregivers Program	No	No	$300,000	$400,000	$400,000	$400,000
Leisure Program	No	No	$122,277	$0	$0	$0
Matson Foundation Contribution	No	No	$0	$1,000	$1,000	$1,000
Medicaid Administrative Federal Financial Participation	No	No	$450,000	$450,000	$450,000	$450,000
Nutrition Services Incentive Program (NSIP)	No	No	$120,000	$135,871	$170,000	$250,000
Private Donations	No	No	$1,000	$1,000	$1,000	$1,000
Retired Senior Volunteer Program	No	No	$65,850	$67,333	$70,000	$73,350
State Health Insurance Assistance Program (SHIP)	No	No	$40,000	$40,000	$40,000	$40,000
Title III Programs	No	No	$750,000	$850,000	$1,040,000	$1,500,000
Veteran-Directed Care (formerly the Veteran-Directed Home Community Based System)	No	No	$25,000	$25,000	$25,000	$25,000

Summary by Grant Award (Cont'd)

Grant Award Name	New grant	Required County match? Yes/No and	FY 2019 Adopted	FY 2020 Adopted	FY 2021 Adopted	FY 2022 Proposed
Volunteer Center Program	No	No	$10,000	$10,000	$10,000	$10,000
Voluntary Contributions	No	No	$80,000	$80,000	$50,000	$50,000
TOTAL			**$4,535,571**	**$4,879,401**	**$5,343,186**	**$6,095,850**

Grant Award Description

Aging & Disability Resource Center ("ADRC") Expansion

The State Department of Health provides funding to establish a highly visible, trustworthy and fully functioning ADRC that is easily accessible to the public, and responsive to their needs for information and linkages to long term-care options.

A&B Kokua Giving Contribution

Alexander and Baldwin provides support to Kaunoa Senior Services' Congregate Nutrition Program to assist with operating expenses.

Assisted Transportation Program

The Assisted Transportation Program provides one-on-one assistance to older Americans (ages 60 and older) whose physical, mental, or other disability or language barrier restricts their use of buses or taxis, or who lack access to alternative transportation, including personal or family resources. Due to their limitations, they require help negotiating stairways and ramps, as well as needing close supervision, advocacy and individualized attention.

Care Transition Program

The Care Transition Program ensures that individuals with long-term support needs are offered services and support to return home safely from a hospitalization and avoid preventable re-hospitalizations. The primary target group includes individuals that are at least 60 years of age, including Medicaid enrollees and persons not enrolled in Medicaid.

Congregate Meals Program

The Congregate Meals Program provides older Americans (ages 60 and older) with nutritionally balanced meals in culturally appropriate settings that encourage rewarding, enriching experiences, and socialization. Health and wellness education and related activities are regularly promoted at the sites. There are 19 congregate meal sites located throughout the County of Maui.

Healthy Aging Partnership – Empowering Elders

The funds for this program are provided by the State Department of Health to implement the State's project entitled "Empowering Older People to Take More Control of their Health, Evidenced-Based Prevention" through embedding and replicating the Stanford Chronic Disease Self-Management Program and Enhance®Fitness through the Area Agency on Aging as well as community service providers.

Grant Award Description (Cont'd)

Home-Delivered Meals Program

The Meals on Wheels Program provides hot, nutritious meals to frail and homebound elderly, ages 60 and older. These meals assist older Americans in retaining their dignity by remaining independent in their own homes. It helps delay institutionalization of those unable to shop or to prepare their own meals due to debilitating health. Meals on Wheels will provide a daily check on the well-being of its clientele and is an important source of social contact that reduces the isolation that may come with living alone.

Kupuna Care Program

Kupuna Care is a state-sponsored program that meets the needs of frail older adults who cannot live at home without adequate help from family and/or formal services.

Kupuna Caregivers Program

Kupuna Caregivers Program is a state-sponsored program that meets the needs of working caregivers and enables them to remain in the workforce by providing necessary home and community-based services to their loved ones.

Matson Foundation Contribution

Matson provides support to Kaunoa Senior Services Congregate Meals (Nutrition) Program to assist with operating expenses.

Medicaid Administrative Federal Financial Participation

This grant allows the Area Agency on Aging to receive federal financial participation from the federal government for costs associated with the efficient and effective administration of the Medicaid program. It is expected to reimburse up to 28% of the operating costs for administering Medicaid administration activities, which includes outreach and enrollment, case management, provider monitoring, planning and development, network development, auditing, and quality improvement activities.

Nutrition Services Incentive Program ("NSIP")

The NSIP provides subsidy reimbursement for each meal served to eligible participants. These funds are used by the area agency and its subcontractor to purchase U.S. agriculture commodities and other foods for their nutrition projects.

Private Donations

Throughout the year, the Department often receives private contributions from businesses, organizations, and foundations. Donations may be in the form of cash, services, supplies, or equipment.

Retired Senior Volunteer Program

The Retired Senior Volunteer Program (RSVP) provides senior citizens ages 55 and older with high- quality volunteer experiences, with a priority placed on volunteer projects and placements that address community problems and needs in Maui County.

State Health Insurance Assistance Program (SHIP)

SHIP is a program that offers one-to-one counseling and assistance to people with Medicare and their families via telephone calls, face-to-face meetings, and public education presentations and programs.

Grant Award Description (Cont'd)

Title III Programs

The grant revenues for Title III Programs of the Federal Older Americans Act ("OAA") provides administrative and program funds to be expended for the well-being of older Americans (ages 60 and older) through the Maui County Office on Aging. In recent years, the OAA has required that services be targeted to frail older adults who are homebound, have low income and are minority persons. The Year 2000 amendments to the OAA established a new program, the National Family Caregiver Support Program, designed to assist the increasing number of family members caring for older loved ones who are ill or have disabilities.

Veteran-Directed Care (formerly the Veteran-Directed Home Community-Based System)

The Veterans Administration will provide funding to assist veterans of all ages to access the participant-directed options of the Hawaii Community Living Program.

Volunteer Center Program

The Volunteer Center Program supports and promotes the engagement of all residents and visitors in volunteerism to enhance the community. The Center initiates and/or supports a variety of community-based volunteer activities, including National Make A Difference Day, Volunteer Leadership Trainings and Volunteer Recognition events. Grant revenues are generally in the form of donations from businesses and organizations to support specific projects such as a National Day of Service or Volunteer Recruitment Fair.

Voluntary Contributions

Throughout the year, the Department often receives voluntary contributions from the general public for the special services provided by the Department. Voluntary contributions may be for a specific purpose or for a specific element of the Department. The voluntary contributions may be in the form of cash. Voluntary contributions are required by Federal Title III regulations to be re-programmed into the service for which they were collected.

Animal Management Program

Program Description

The Animal Management Program on Maui is managed by the Maui Humane Society which operates an open admission (accepts all unwanted and stray domestic animals) animal shelter and adoption center. The agency also enforces laws and regulations governing animal control and animal management. This program provides assistance, education, and other programs and services that assist with the goals related to animal management. On Molokai and Lanai, mandated animal management services regarding enforcement and sheltering utilize an Animal Control Officer and are managed by the Maui Police Department.

Countywide Outcome(s)

The Animal Management Program supports the following countywide outcome(s):

- An Affordable, Healthy, and Thriving Community
- A Prepared, Safe, and Livable County

Population Served

This program serves the residents, visitors, and domesticated animals on the island of Maui.

Services Provided

Sheltering of stray and surrendered animals; adoptions; reclaims; dog licensing; investigation and enforcement of animal-related laws; pick up of deceased animals; responding to injured animals and animal-related emergencies; humane education; and other public assistance and community service programs, including low or no cost spay/neuter, disaster preparedness and first response, humane trap loan program, and end of life services for the community.

Key Activity Goals & Measures

GOALS/OBJECTIVES	SUCCESS MEASUREMENTS	FY 2020 ACTUAL	FY 2021 ESTIMATE	FY 2022 ESTIMATE
Goal #1: Find homes for all healthy and treatable pets by exploring new strategies and creating/expanding programs to increase adoptions, reclaims, and transfer options.				
1. Achieve at least a 90% Live Release Rate (LRR) for dogs and a 75% LRR for cats	% of live released dogs and cats via increased adoptions, reclaims and/or transfers	97% Dogs 84.3% Cats	92% Dogs 85% Cats	92% Dogs 85% Cats
Goal #2: Promote responsible pet ownership through community outreach and education and provide spay/neuter programs to assist pet owners with preventing unwanted litters.				
1. Continue our expanded efforts to reach people with educational messaging via our multiple social media efforts along with electronic and printed newsletter	# of people reached	6,786	13,500	30,000
2. Educate our community's children through Animal Camp programs, Education in the Schools and other appropriate venues	# of children served	45	120	500

Animal Management Program

Key Activity Goals & Measures (Cont'd)

GOALS/OBJECTIVES	SUCCESS MEASUREMENTS	FY 2020 ACTUAL	FY 2021 ESTIMATE	FY 2022 ESTIMATE
Goal #2: Promote responsible pet ownership through community outreach and education and provide spay/neuter programs to assist pet owners with preventing unwanted litters. (Cont'd)				
3. Provide support for the animal management program by maintaining a robust volunteer program.	# of volunteer hours accrued annually	11,979	18,500	18,500
4. Decrease unwanted animal pregnancies on Maui through an increase in pet sterilization	Total # of spay/neuter surgeries each year	5,748	6,500	6,000
	# of spay/neuter surgeries completed with funds from Maui County Spay/Neuter grant	1,500	1,500	1,425
5. Provide needed support services to families in need to allow keeping animals in the home	Total # of families served	N/A	1,200	1,200
Goal #3: Provide assistance and support to the community including investigation and enforcement of animal-related issues, and promote proper identification for all dogs.				
1. Keep the community and roadway safe by responding to reports of stray animals needing assistance	# of stray animals picked up and transported by Humane Enforcement Officers	1,144	720	720
2. Respond to all requests for assistance from the public and provide education on the humane treatment of all animals	# of calls officers are dispatched to	3,211	4,000	4,000
3. Increase the # of dog licenses sold annually	# of dog licenses sold annually	3,665	4,500	4,750
4. Maintain a strong presence in the community through officer-initiated patrols and services	# of officer-initiated (proactive) patrols in neighborhoods, parks and beaches	8,972	9,000	9,000

Animal Management Program

Program Budget Summary by Fiscal Year – General Fund

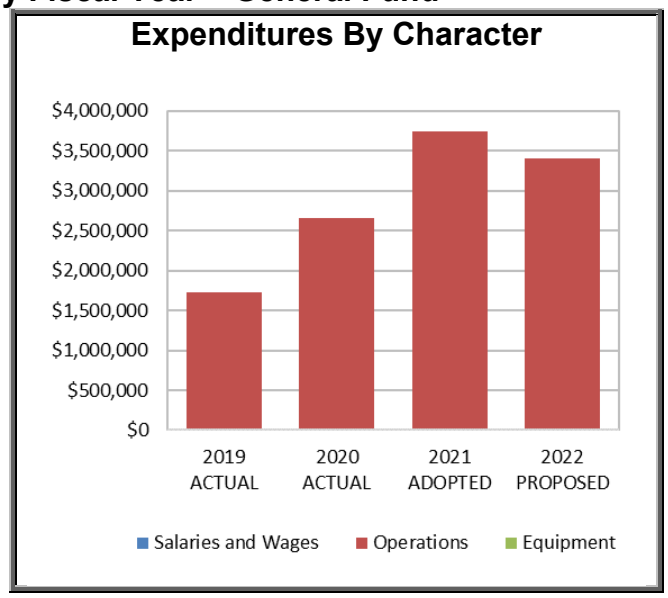

Expenditures Summary by Character & Object – General Fund

CHARACTER/ OBJECT DESCRIPTION	2019 ACTUAL	2020 ACTUAL	2021 ADOPTED	2022 PROPOSED	CHANGE AMOUNT	CHANGE PERCENT
Salaries and Wages						
OTHER PREMIUM PAY	$0	$0	$0	$0	$0	N/A
WAGES & SALARIES	$0	$0	$0	$0	$0	N/A
Salaries and Wages Total	**$0**	**$0**	**$0**	**$0**	**$0**	**N/A**
Operations						
OTHER COSTS	$1,725,063	$2,665,034	$1,287,634	$237,634	-$1,050,000	-81.5%
SERVICES	$0	$0	$2,462,118	$3,170,118	$708,000	28.8%
Operations Total	**$1,725,063**	**$2,665,034**	**$3,749,752**	**$3,407,752**	**-$342,000**	**-9.1%**
Equipment						
LEASE PURCHASES	$0	$0	$0	$0	$0	N/A
Equipment Total	**$0**	**$0**	**$0**	**$0**	**$0**	**N/A**
Program Total	**$1,725,063**	**$2,665,034**	**$3,749,752**	**$3,407,752**	**-$342,000**	**-9.1%**

Equivalent Personnel Summary by Position Title – General Fund

The Animal Management Program does not have equivalent personnel funded through the General Fund.

Animal Management Program

Continuation Budget Changes (+/- $10,000) from FY 2021 Adopted Budget

EXPLANATION OF BUDGET CHANGES	CHANGE AMOUNT	CHANGE E/P
Salaries and Wages		
None.	$0	0.0
Operations		
SERVICES:		
914822B-6112 Contractual Service: Implementation of Feral Animal Assessment; combined with index codes 914813B, 914816B, and 914818B.	$700,000	
OTHER COSTS:		
914810B-6317 County Grant Subsidy: Deletion of one-time appropriation for assessment study.	-$100,000	
914813B-6317 County Grant Subsidy: Combined with index code 914822B.	-$300,000	
914816B-6317 County Grant Subsidy: Combined with index code 914822B.	-$300,000	
914818B-6317 County Grant Subsidy: Combined with index code 914822B.	-$300,000	
914889B-6317 County Grant Subsidy: Deletion of one-time appropriation for multi-use barn construction.	-$50,000	
Equipment		
None.	$0	

Expansion Budget Request from FY 2021 Adopted Budget

EXPLANATION OF BUDGET CHANGES	CHANGE AMOUNT	CHANGE E/P
Salaries and Wages		
None.	$0	0.0
Operations		
SERVICES:		
914806B-6112 Contractual Service: Increase to cover annual cost of liability insurance.	$8,000	
Equipment		
None.	$0	
TOTAL EXPANSION BUDGET	**$8,000**	**0.0**

County Grant Subsidy Detail

Name of Grantee/Program	FY 2019 Actual	FY 2020 Actual	FY 2021 Adopted	FY 2022 Proposed
Grants and Disbursements for Animal Management				
Maui Humane Society for Animal Sheltering Program	$994,353	$1,598,468	$1,598,468	$1,598,468
Animal Enforcement Program	$604,743	$812,816	$813,650	$821,650
Feral Animal Control Assessment	$0	$0	$100,000	$0
Feral Animal Control	$50,000	$50,000	$50,000	$750,000

Animal Management Program

County Grant Subsidy Detail (Cont'd)

Name of Grantee/Program	FY 2019 Actual	FY 2020 Actual	FY 2021 Adopted	FY 2022 Proposed
Grants and Disbursements for Animal Management (Cont'd)				
Feral Animal Control - Maui	$0	$0	$300,000	$0
Feral Animal Control - Lanai	$0	$0	$300,000	$0
Feral Animal Control - Molokai	$0	$0	$300,000	$0
Molokai Humane Society	-$24,034	$103,750	$137,634	$137,634
Spay Neuter Program	$100,000	$100,000	$100,000	$100,000
Hawaii Animal Rescue Foundation	$0	$0	$50,000	$0
TOTAL ANIMAL MANAGEMENT	**$1,725,062**	**$2,665,034**	**$3,749,752**	**$3,407,752**

County Grant Subsidy Program Description

Maui Humane Society

Administration of the Animal Management Program for the island of Maui, including managing and responding to animal-related issues, investigation and enforcement of animal-related laws and the operation of Maui's only open admission animal shelter.

Animal Enforcement Program

To administer and implement animal management enforcement program. Program will provide: (1) the enforcement of laws and regulations regarding animal sheltering, dispositions, and cruelty prevention; (2) emergency after-hours services for injured animals; and (3) public education on these topics.

Molokai Humane Society

The Molokai Humane Society is committed to strengthening the bonds between the people of Molokai and animals through education, advocacy, and the humane sheltering and veterinary care of animals. Molokai's large stray and feral population, as well as domestic pets and farm animals, are one of the major challenges facing the organization's limited resources.

Spay Neuter Program

To promote the availability of and to provide low/no-cost spay/neuter services for Maui County animals, including dogs and cats. Surgeries will be performed in Maui Humane Society's veterinary clinic by a licensed veterinarian.

Animal Management Program

Program Budget Summary by Fiscal Year – Revolving Fund

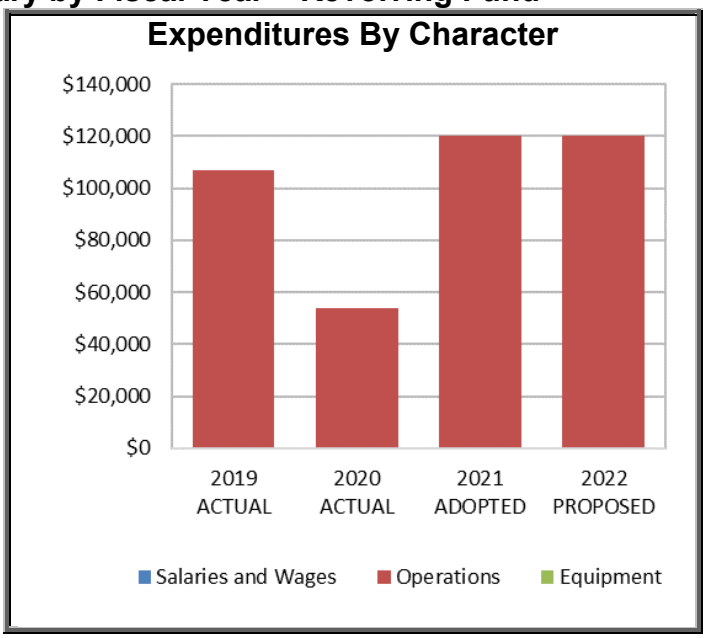

Expenditures Summary by Character & Object – Revolving Fund

CHARACTER/ OBJECT DESCRIPTION	2019 ACTUAL	2020 ACTUAL	2021 ADOPTED	2022 PROPOSED	CHANGE AMOUNT	CHANGE PERCENT
Salaries and Wages						
WAGES & SALARIES	$0	$0	$0	$0	$0	N/A
Salaries and Wages Total	**$0**	**$0**	**$0**	**$0**	**$0**	**N/A**
Operations						
MATERIALS & SUPPLIES	$0	$0	$0	$0	$0	N/A
OTHER COSTS	$107,003	$53,996	$120,000	$120,000	$0	N/A
SPECIAL PROJECTS	$0	$0	$0	$0	$0	N/A
Operations Total	**$107,003**	**$53,996**	**$120,000**	**$120,000**	**$0**	**N/A**
Equipment						
MACHINERY & EQUIPMENT	$0	$0	$0	$0	$0	N/A
Equipment Total	**$0**	**$0**	**$0**	**$0**	**$0**	**N/A**
Program Total	**$107,003**	**$53,996**	**$120,000**	**$120,000**	**$0**	**N/A**

Equivalent Personnel Summary – Revolving Fund

The Animal Management Program does not have equivalent personnel funded through the Revolving Fund.

This page has been intentionally left blank.

Liquor Control

Mayor's Proposed Budget
FY 2022

This page has been intentionally left blank.

Department Summary

Mission

The mission of the Department of Liquor Control is to protect the health, safety, and welfare of the general public by regulating and controlling the liquor industry in the importation, manufacture, sale, and service of alcoholic beverages, and to provide a safe and healthy environment for the people of Maui County.

Countywide Outcome(s)

The Department of Liquor Control supports the following countywide outcome(s):

- A Prepared, Safe, and Livable County

Organization Chart

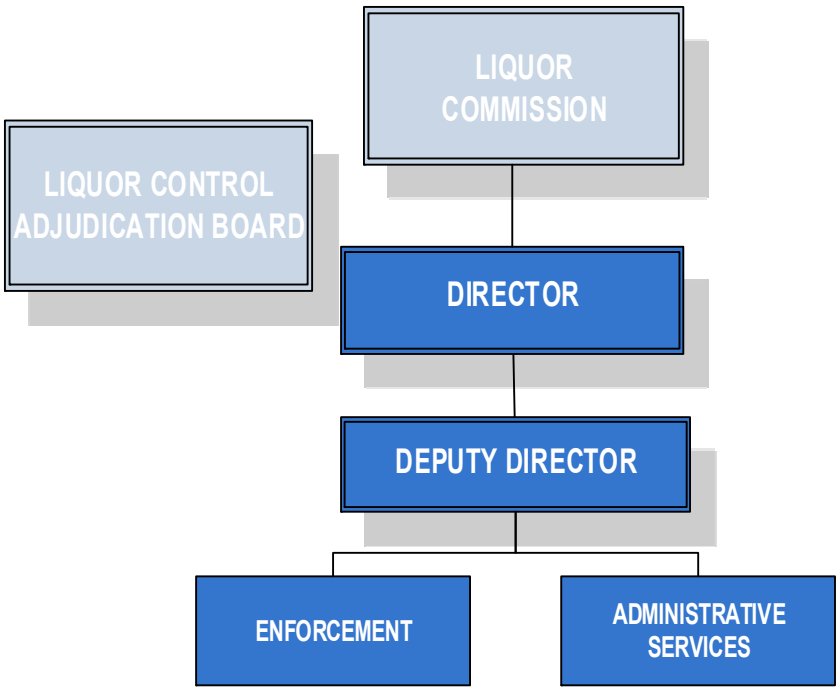

Strategies

The Department of Liquor Control is responsible for the regulation and control of the importation, manufacture, sale, and service of alcoholic beverages by providing services in liquor license and permit applications, licensees' education, and enforcement of liquor laws and rules.

Operations

Maui County's Liquor Commission ("Commission"), consists of nine members appointed by the Mayor and confirmed by the County Council. The Commission has the authority to grant, refuse, suspend, and revoke any license for the manufacture, importation, and sale of liquors in the County of Maui. The Commission also has the responsibility of requesting annual appropriations for the operation of the Department, promulgating rules and regulations for the administration of liquor control, and appointing a Director.

Operations (Cont'd)

The Liquor Control Adjudication Board ("Board") functions as a quasi-judicial body whose primary responsibility is to hear administrative complaints of the Director regarding violations of liquor laws and rules, and to impose penalties for violations thereof, as may be provided by law.

The Director is the administrative head of the department and is responsible for administering the day-to-day operations of the Department and provides the necessary administrative support services to the Commission and Board. The Director appoints the Deputy Director, who serves as the administrative head of the Department in the absence of the Director, ensuring the continuity of the Department's mission, goals, and objectives.

External Factors Description

The system of licensing procedures and controls over those licensed to conduct business in the liquor industry must always be in place to assure the public receives the highest standards of integrity and responsibility set forth in the Hawaii Revised Statutes and Rules of the Liquor Commission, County of Maui, to ensure the health, safety, and welfare of the community we serve.

The impacts of COVID-19 were felt almost immediately within the liquor industry. As an agency that is responsible for the regulation and enforcement of liquor laws and rules, the department immediately implemented procedures and protocols to comply with the Governor's Emergency Proclamation and the Mayor's Public Health Emergency Rules.

Consequently, contact with the public was reduced and a work environment that allowed for social distancing was established. In-person meetings with applicants, licensees, and the general public were replaced by teleconference and email. Commission and Board meetings continued to be held via teleconference. The Department also experienced cancellation of all educational workshops and conferences.

Certification exam and educational sessions for the licensees were halted throughout the county. The Department is looking into implementing future exams and educational sessions electronically due to social distancing and the increase of COVID cases.

Liquor Control Officers of the Enforcement Division were authorized to enforce emergency rules at licensed establishment pursuant to Chapter 281, Hawaii Revised Statutes ("HRS"). The Liquor Control Officers worked alongside the Maui Police Department and the State Department of Health to assist in the prevention and mitigation of the spread of COVID-19 throughout Maui County. The Department remains flexible as COVID-19 continues to evolve and affect the businesses.

Department Summary

Department Budget Summary by Fund

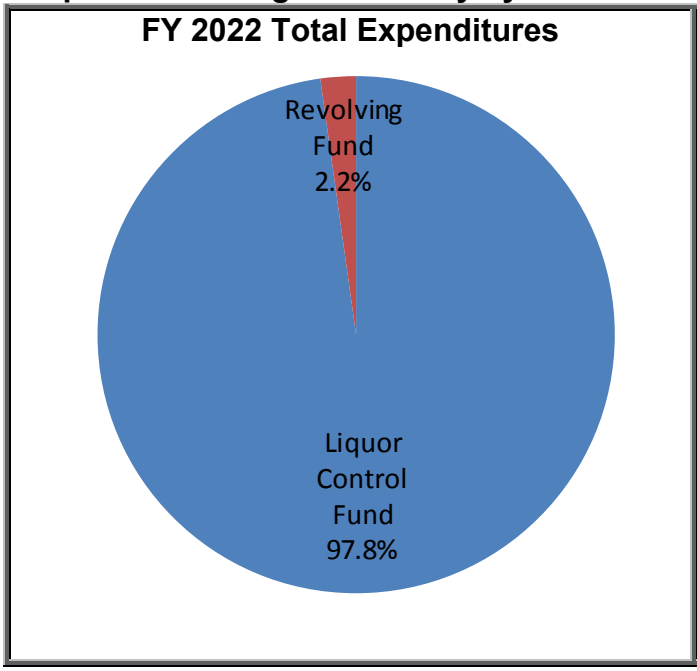

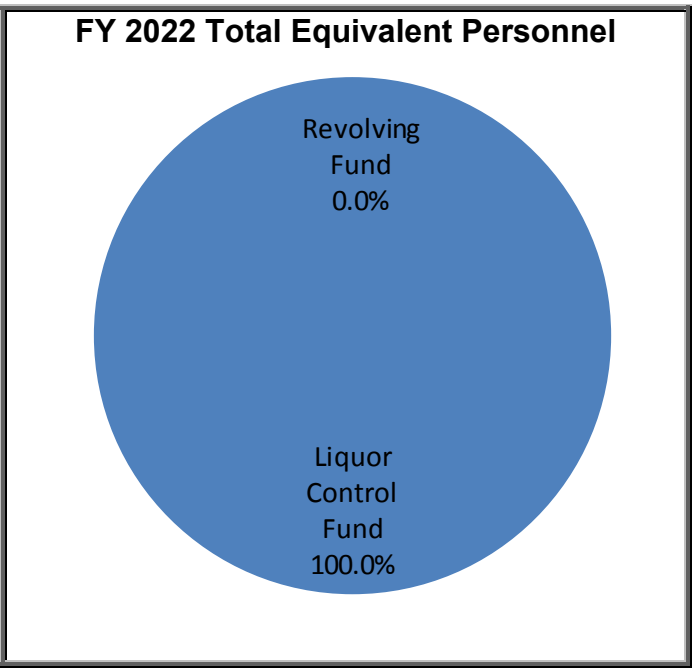

Department Budget Summary by Fiscal Year

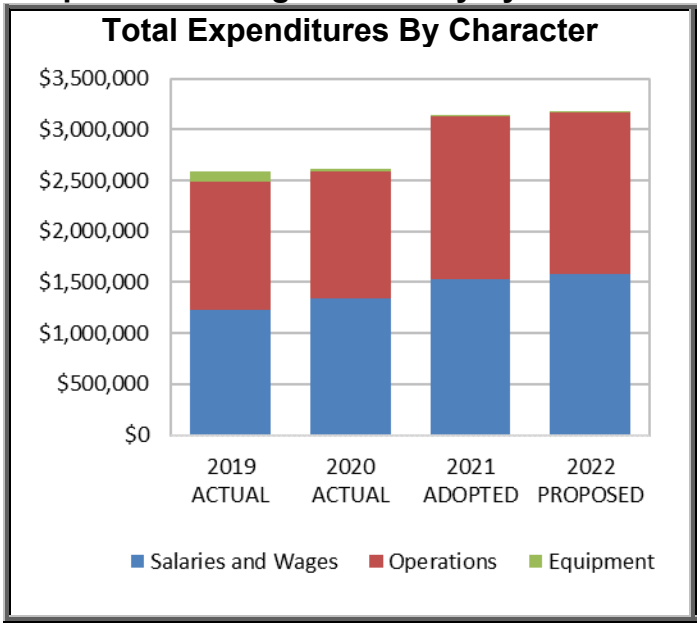

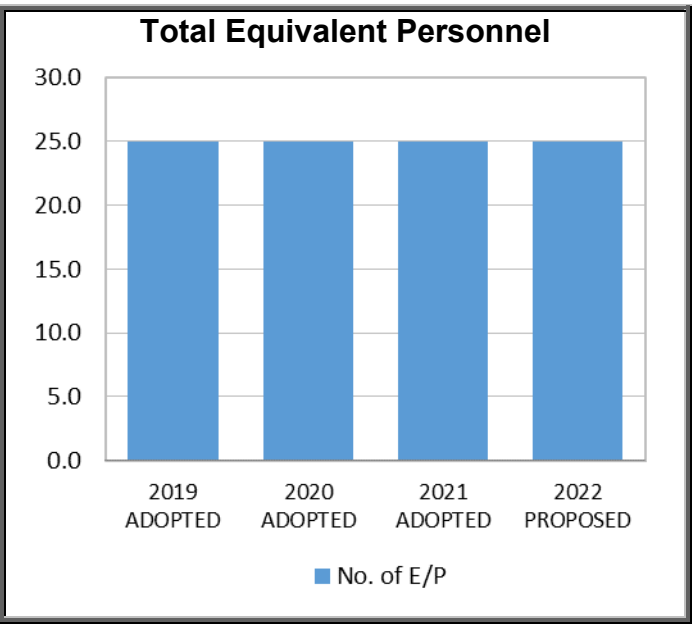

Department Summary

Expenditures Summary by Character & Object

CHARACTER/ OBJECT DESCRIPTION	2019 ACTUAL	2020 ACTUAL	2021 ADOPTED	2022 PROPOSED	CHANGE AMOUNT	CHANGE PERCENT
Salaries and Wages						
OTHER PREMIUM PAY	$22,055	$39,144	$128,962	$30,000	-$98,962	-76.7%
WAGES & SALARIES	$1,210,974	$1,306,937	$1,397,316	$1,546,000	$148,684	10.6%
Salaries and Wages Total	**$1,233,029**	**$1,346,080**	**$1,526,278**	**$1,576,000**	**$49,722**	**3.3%**
Operations						
MATERIALS & SUPPLIES	$38,793	$29,492	$64,088	$64,088	$0	N/A
OTHER COSTS	$230,861	$194,796	$305,175	$278,175	-$27,000	-8.8%
SERVICES	$70,106	$90,327	$92,140	$52,140	-$40,000	-43.4%
TRAVEL	$45,597	$24,985	$57,999	$67,999	$10,000	17.2%
UTILITIES	$11,420	$10,519	$15,066	$27,066	$12,000	79.6%
INTERFUND COST RECLASSIFICATION	$858,864	$898,212	$1,068,395	$1,103,200	$34,805	3.3%
Operations Total	**$1,255,642**	**$1,248,330**	**$1,602,863**	**$1,592,668**	**-$10,195**	**-0.6%**
Equipment						
LEASE PURCHASES	$1,891	$2,061	$2,500	$2,500	$0	N/A
MACHINERY & EQUIPMENT	$96,210	$12,157		$0	$0	N/A
Equipment Total	**$98,101**	**$14,218**	**$2,500**	**$2,500**	**$0**	**N/A**
Department Total	**$2,586,772**	**$2,608,629**	**$3,131,641**	**$3,171,168**	**$39,527**	**1.3%**

Equivalent Personnel Summary by Program

PROGRAM	2019 ADOPTED	2020 ADOPTED	2021 ADOPTED	2022 PROPOSED	CHANGE AMOUNT	CHANGE PERCENT
Liquor Control Program	25.0	25.0	25.0	25.0	0.0	0.0%
Department Total	**25.0**	**25.0**	**25.0**	**25.0**	**0.0**	**0.0%**

Liquor Control Program

Program Description

The Department of Liquor Control consists of one program. The Liquor Control Program is mandated by Chapter 281, Hawaii Revised Statutes ("HRS"). The program's core functions are regulating and controlling the liquor industry in the importation, manufacture, sale, and service of alcoholic beverages to provide a safe and healthy environment for the people of Maui County. All funding for the operation of the Department is derived solely from liquor license fees. This program also administers the Liquor Education Revolving Fund, pursuant to Chapters 281-16, 281-17(2), and 281-17(3), HRS. Revenue deposited to the Fund are derived from the assessment of fines imposed on the liquor licensees.

Countywide Outcome(s)

The Liquor Control Program supports the following countywide outcome(s):

- A Prepared, Safe, and Livable County

Population Served

This program serves the liquor licensees, associations representing licensees, neighborhood boards, other governmental agencies, and the public. It addresses and resolves various concerns while ensuring the health, safety, and welfare of the public.

Services Provided

The Liquor Control Program provides services in liquor license and permit applications, licensees' education, and the enforcement of liquor laws and rules.

Key Activity Goals & Measures

GOALS/OBJECTIVES	SUCCESS MEASUREMENTS	FY 2020 ACTUAL	FY 2021 ESTIMATE	FY 2022 ESTIMATE
Goal #1: Provide and ensure a safe and healthy environment within the liquor industry and for the general public through enforcement of the Hawaii Revised Statutes and the rules established by the Liquor Commission.				
1. Inspect premises, conduct minor decoy operations and respond to concerns of the general public and other law enforcement agencies	# of premises inspected	5,641	10,000	10,000
	# of case reports on premises inspected	613	1,000	1,000
	# of case reports to respond to public concerns, potential violations resulting from police reports/ investigations and public complaints	475	450	450
	# of minor decoy operations conducted	0	100	100
	% of compliance-licensees who refuse to sell or serve to minors	n/a	100%	100%

Liquor Control Program

Key Activity Goals & Measures (Cont'd)

GOALS/OBJECTIVES	SUCCESS MEASUREMENTS	FY 2020 ACTUAL	FY 2021 ESTIMATE	FY 2022 ESTIMATE
Goal #2: Promote liquor control by providing liquor education and certification classes.				
1. Provide liquor education and certification by conducting certification/educational classes	# of certification/ educational classes	120	150	150
	# of certification exams administered	1,583	2,350	2,350
	# of certification cards issued to persons versed in the Liquor Rules and Laws	1,377	2,100	2,100
Goal #3: Control the conditions associated with the importation, manufacture, sale, and service of alcoholic beverages by providing a fair and efficient licensing and permitting process.				
1. Provide a fair and efficient licensing and permit process	Total # of permits issued	716	850	850
	% of permits issued to Licensed Premises	36%	49%	49%
	% of permits issued for Importation of Liquor	0%	.25%	.25%
	% of permits issued for Alcohol Purchase	0%	.25%	.25%
	% of permits issued for Direct Shipment of Wine	63%	50%	50%
	% of permits issued for Solicitors	1%	.50%	.50%
	# of registration cards issued for minors under the age of 18 to work on liquor-licensed premises	123	150	150
	# of registration cards issued for Class 5, Category D employees-premises on which employees are compensated to sit with patrons	109	140	140
	Total license applications processed	445	650	650

Liquor Control Program

Key Activity Goals & Measures (Cont'd)

GOALS/OBJECTIVES	SUCCESS MEASUREMENTS	FY 2020 ACTUAL	FY 2021 ESTIMATE	FY 2022 ESTIMATE
Goal #3: Control the conditions associated with the importation, manufacture, sale, and service of alcoholic beverages by providing a fair and efficient licensing and permitting process (Cont'd).				
2. Provide the necessary staff and services to assist the Liquor Commission and Liquor Control Adjudication Board in carrying out their responsibilities as set forth within the Hawaii Revised Statutes and the Charter of the County of Maui	# of gross liquor sales reports processed	436	500	500
	% of administrative actions per total violations	60%	60%	60%
	% of violations adjudicated per total violations	40%	40%	40%

Program Budget Summary by Fiscal Year

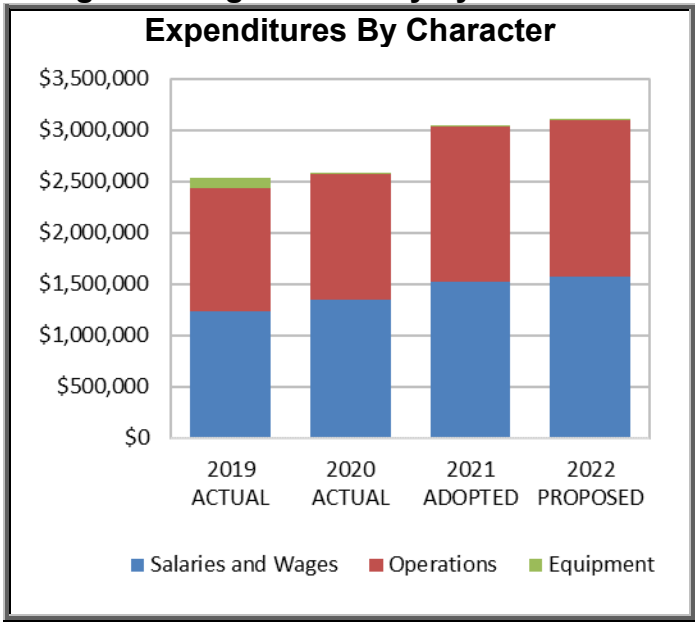

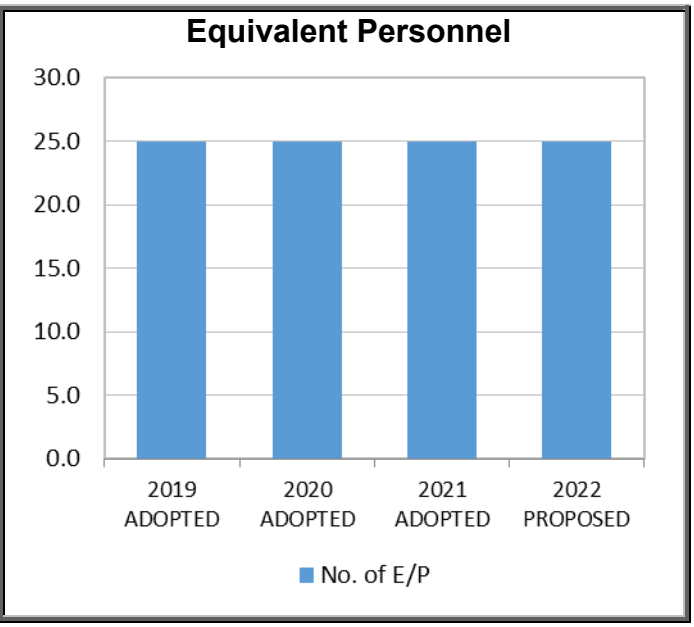

Liquor Control Program

Expenditures Summary by Character & Object – Liquor Control Fund

CHARACTER/ OBJECT DESCRIPTION	2019 ACTUAL	2020 ACTUAL	2021 ADOPTED	2022 PROPOSED	CHANGE AMOUNT	CHANGE PERCENT
Salaries and Wages						
OTHER PREMIUM PAY	$22,055	$39,144	$128,962	$30,000	-$98,962	-76.7%
WAGES & SALARIES	$1,210,974	$1,306,937	$1,397,316	$1,546,000	$148,684	10.6%
Salaries and Wages Total	**$1,233,029**	**$1,346,080**	**$1,526,278**	**$1,576,000**	**$49,722**	**3.3%**
Operations						
MATERIALS & SUPPLIES	$32,602	$25,570	$56,588	$56,588	$0	N/A
OTHER COSTS	$194,780	$183,316	$234,175	$237,175	$3,000	1.3%
SERVICES	$63,526	$84,990	$80,140	$40,140	-$40,000	-49.9%
TRAVEL	$43,847	$23,416	$48,319	$58,319	$10,000	20.7%
UTILITIES	$11,420	$10,519	$15,066	$27,066	$12,000	79.6%
INTERFUND COST RECLASSIFICATION	$858,864	$898,212	$1,068,395	$1,103,200	$34,805	3.3%
Operations Total	**$1,205,039**	**$1,226,022**	**$1,502,683**	**$1,522,488**	**$19,805**	**1.3%**
Equipment						
LEASE PURCHASES	$1,891	$2,061	$2,500	$2,500	$0	N/A
MACHINERY & EQUIPMENT	$96,210	$12,157	$0	$0	$0	N/A
Equipment Total	**$98,101**	**$14,218**	**$2,500**	**$2,500**	**$0**	**N/A**
Program Total	**$2,536,169**	**$2,586,321**	**$3,031,461**	**$3,100,988**	**$69,527**	**2.3%**

Equivalent Personnel Summary by Position Title – Liquor Control Fund

POSITION TITLE	2019 ADOPTED	2020 ADOPTED	2021 ADOPTED	2022 PROPOSED	CHANGE AMOUNT	CHANGE PERCENT
Account Clerk III	2.0	2.0	2.0	2.0	0.0	0.0%
Administrative Assistant II	1.0	1.0	1.0	1.0	0.0	0.0%
Deputy Director	1.0	1.0	1.0	1.0	0.0	0.0%
Director	1.0	1.0	1.0	1.0	0.0	0.0%
Liquor Control Auditor II	1.0	1.0	1.0	1.0	0.0	0.0%
Liquor Control Officer II	7.0	7.0	7.0	7.0	0.0	0.0%
Liquor Control Officer III	7.0	7.0	7.0	7.0	0.0	0.0%
Liquor Control Officer IV	3.0	3.0	3.0	3.0	0.0	0.0%
Private Secretary	1.0	1.0	1.0	1.0	0.0	0.0%
Secretary to Boards/Commissions II	1.0	1.0	1.0	1.0	0.0	0.0%
Program Total	**25.0**	**25.0**	**25.0**	**25.0**	**0.0**	**0.0%**

Continuation Budget Changes (+/- $10,000) from FY 2021 Adopted Budget

EXPLANATION OF BUDGET CHANGES	CHANGE AMOUNT	CHANGE E/P
Salaries and Wages		
WAGES & SALARIES:		
913012A-5101 Regular Wages: Adjustment in salaries pursuant to the Collective Bargaining Agreement increase, positions to fill at a lower level, and position reallocation.	$52,516	
913012A-5205 Salary Adjustments: Deletion of one-time appropriation due to bargaining unit increases.	-$98,962	
Operations		
SERVICES:		
913012B-6129 Other Services: Deletion of one-time appropriation for moving expenses to the new service center.	-$15,000	
913013B-6132 Professional Services: Deletion of one-time appropriation to procure the services of a consultant to review, in consultation with all Liquor Department staff, the entire Rules Governing the Manufacture and Sale of Intoxicating Liquor of the County of Maui and the entire Department Orders and Operations, Policies and Procedures Manual.	-$25,000	

Liquor Control Program

Continuation Budget Changes (+/- $10,000) from FY 2021 Adopted Budget (Cont'd)

EXPLANATION OF BUDGET CHANGES	CHANGE AMOUNT	CHANGE E/P
Equipment		
None	$0	

Expansion Budget Request from FY 2021 Adopted Budget

EXPLANATION OF BUDGET CHANGES	CHANGE AMOUNT	CHANGE E/P
Salaries and Wages		
WAGES & SALARIES:		
913012A-5101 Regular Wages: Restore positions funding for 2.0 Liquor Control Officer II due to Council deleted funding in FY 2021.	$96,168	
Operations		
UTILITIES:		
913012B-6152 Cellular Telephone: Restore funding from a proviso added by Council.	$12,000	
TRAVEL:		
913012B-6201 Airfare, Transportation: Restore funding from a proviso added by Council.	$5,000	
913012B-6222 Per Diem Non-Reportable: Restore funding from a proviso added by Council.	$5,000	
OTHER COSTS:		
913012B-6230 Registration/Training Fees: Restore funding from a proviso added by Council.	$3,000	
INTERFUND COST RECLASSIFICATION:		
913020B-6350 Overhead Charges/Admin Cost: Increase due to the Collective Bargaining Adjustments.	$34,805	
Equipment		
None	$0	
TOTAL EXPANSION BUDGET	**$155,973**	**0.0**

Liquor Control Program

Program Budget Summary by Fiscal Year – Revolving Fund

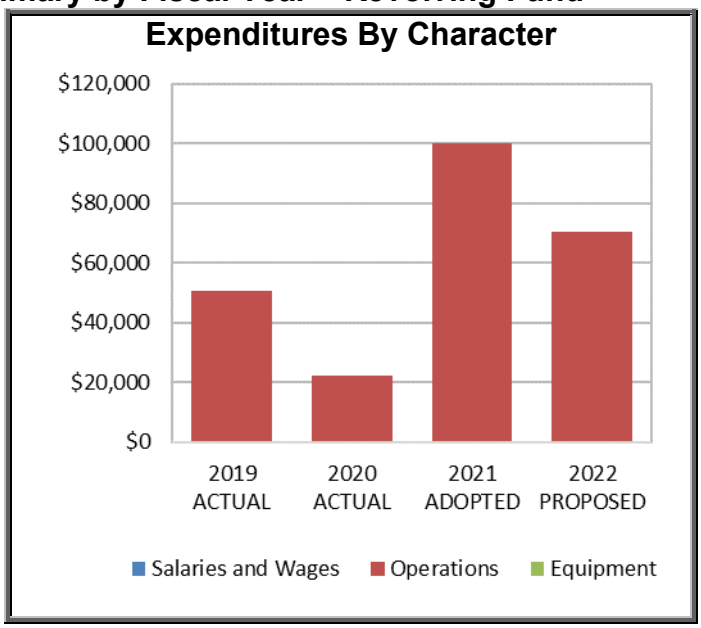

Expenditures Summary by Character & Object – Revolving Fund

CHARACTER/ OBJECT DESCRIPTION	2019 ACTUAL	2020 ACTUAL	2021 ADOPTED	2022 PROPOSED	CHANGE AMOUNT	CHANGE PERCENT
Salaries and Wages						
OTHER PREMIUM PAY	$0	$0	$0	$0	$0	N/A
WAGES & SALARIES	$0	$0	$0	$0	$0	N/A
Salaries and Wages Total	**$0**	**$0**	**$0**	**$0**	**$0**	**N/A**
Operations						
MATERIALS & SUPPLIES	$6,191	$3,921	$7,500	$7,500	$0	N/A
OTHER COSTS	$36,081	$11,480	$71,000	$41,000	-$30,000	-42.3%
SERVICES	$6,580	$5,338	$12,000	$12,000	$0	N/A
TRAVEL	$1,750	$1,568	$9,680	$9,680	$0	N/A
Operations Total	**$50,603**	**$22,308**	**$100,180**	**$70,180**	**-$30,000**	**-29.9%**
Equipment						
MACHINERY & EQUIPMENT	$0	$0	$0	$0	**$0**	**N/A**
Equipment Total	**$0**	**$0**	**$0**	**$0**	**$0**	**N/A**
Program Total	**$50,603**	**$22,308**	**$100,180**	**$70,180**	**-$30,000**	**-29.9%**

Equivalent Personnel Summary – Revolving Fund

The Liquor Control Program does not have equivalent personnel funding through the Revolving Fund.

Management

Mayor's Proposed Budget
FY 2022

This page has been intentionally left blank.

Department Summary

Mission

Section 8-1.3 of the Revised Charter of the County of Maui (1983), as amended, provides specific mandates for the Department of Management. It states that, "the managing director shall:

1. Act as the principal management aid to the Mayor.
2. Supervise the administrative functions of those agencies, departments, boards and commissions assigned by the Mayor.
3. Evaluate the management and performance of each agency.
4. Prescribe standards of administrative practice to be followed by all agencies under his or her supervision.
5. Supervise and coordinate those functions described in Subsections 7-5.6, 7-5.7, and 7-5.8.
6. Perform all other duties and functions required by this charter or assigned by the Mayor."

Guided by these mandates, the Department's mission is to: develop an effective and responsive County government that aims to create a strong and diversified economy; continue to focus on providing suitable public infrastructure and core services for our residents and visitors; ensure that our communities are prepared, safe, and livable; and, protect our future by creating a healthy and sustainable Maui County.

Countywide Outcome(s)

The Department of Management supports the following countywide outcome(s):

- Affordable/Attainable Housing
- Economic Diversity
- Climate Change Response & Mitigation
- Infrastructure Improvement
- Disaster Management & Mitigation

Organization Chart

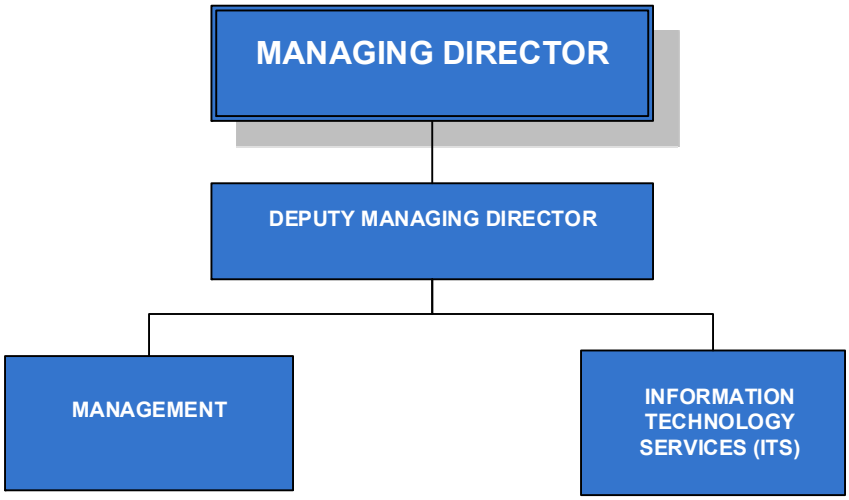

Strategies

The Department of Management uses a variety of accepted management practices to assure that all operating departments are fulfilling their Charter-mandated responsibilities safely and responsibly, and providing core services to the public in the most efficient and cost-effective way possible. These strategies include:

- Establishing and maintaining effective working relationships and communication with department heads, deputies, employees, boards, commissions, and other agencies.
- Identifying, developing or upgrading, and implementing necessary organizational policies and procedures.
- Monitoring and evaluating the overall effectiveness and efficiency of the departments.
- Utilizing a performance-based form of management to promote efficiency, accountability, transparency, and productivity in county government.

Operations

In keeping with the Charter mandates, the Department of Management's primary operational objective is to manage and provide management support and oversight for all county departments and agencies through actions that are measured and tracked. Management's secondary operational objective focuses on implementing the Mayor's vision and priorities through the departments while also assuring compliance with budgetary requirements.

The Department, in striving to provide direct services to the County, also oversees and manages the following programs and activities:

- Americans with Disabilities Act (ADA) Compliance
- Capital Improvement Projects (CIP) Countywide Coordination
- CIP Project Management
- Community and Constituent Satisfaction
- Equal Employment Opportunity/Affirmative Action (EEO/AA) Compliance
- Fleet Management System
- Information Technology (IT) Services (ITSD) Division
- Geospatial Data Services through Enterprise GIS Section
- Legislative Tracking
- Performance Management Program Administration
- Departmental Organization and Management Reviews
- Vehicle Use Policy Administration
- Violence in the Workplace Action Plan Administration

Providing a comprehensive and detailed description of the Department of Management's operations and program would be time-consuming and constrained by page-limits. However, a summary of key actions, projects, and initiatives undertaken during the fiscal year include:

Accountability, Effectiveness, and Efficiency

- **Management.** Management works closely with Department Directors, Deputies and their staff, in managing the day-to-day operations of County Departments. This includes facilitating inter-departmental operations and communication to foster cooperation between departments in working together towards common goals, and managing in a way that promotes responsiveness, effectiveness, and efficiency through accountability and collaboration initiatives.

Accountability, Effectiveness and Efficiency (Cont'd)

- **Performance-based management.** Management's efforts on performance measures and performance-based management resulted in the County of Maui being one of only 19 jurisdictions awarded the prestigious Certificate of Achievement by the International City/County Management Association (ICMA). As part of its ongoing assessment of process and procedures, management:
  - Continued working with Departments on updating and implementing performance measures.
  - Evaluated countywide strategic planning initiatives, working with the Mayor's vision and mission for the executive branch.
  - Set strategic priorities for Departmental implementation.
  - Assisting Departments in aligning vision, mission and priorities to the Department's goals and objectives.

- **Annual Organizational/Functional Reviews**. Review of organizational and functional charts of all 16 Departments in the Executive Branch (as enumerated in Article 8 of the County Charter) are performed annually by Management and approved by the Managing Director. These charts:
  - Provide a diagram and description of the structure of operations at position-level detail relating to the functional distribution of responsibilities, reporting hierarchy and relationships among positions within each County Department;
  - Serve as a critical administrative tool to both management and employees by helping the departments meet their operational missions and objectives as defined by the Charter, and ensuring that resources are efficiently and effectively deployed pursuant to the Council-approved budget details; and,
  - Communicate structural and functional relationships to enable the visualization of a complete organization, while preserving historical record for future review and analysis.

  During FY 2020, unprecedented challenges were encountered by the County Departments with the Coronavirus 2019 Disease (COVID-19). Despite these challenges, the Departments were diligent in meeting its organizational requirements. The Department of Management was largely able to complete the FY 2020 Department organizational reviews of all departments and reorganization evaluations, and furthermore, resolved the backlog of FY 2019 organizational reviews. For the period of FY 2020, the evaluation of 25 departments' annual organizational and functional charts were completed. This included the review and approval of FY 2020 (fifteen departments), FY 2019 (nine departments) and FY 2018 charts (one department). In FY 2020, all prior years' charts for the Departments were evaluated which fulfilled the annual requirement.

- **Reorganization Proposals** - Evaluation and Approval. Management is responsible for closely examining all proposed changes to the approved organizational structure, including position placement and reporting hierarchy, and any changes must be approved by the Managing Director. Written guidelines were established by Management to ensure that organizational charts and re-organizational proposals are complete, consistently prepared, and address critical factors for decision-making. Management's review includes:
  - Conceptually evaluating all requested reorganizational proposals for their alignment and fulfillment of the countywide priorities and the department's mission and objectives.

Accountability, Effectiveness and Efficiency (Cont'd)

- **Reorganization Proposals (Cont'd)**
  - Consideration of the relevancy and reasonableness of its justification; whether it would improve operational economy, effectiveness and efficiency in the performance of the Department's objectives; and, whether it reflects sound management practices warranting changes to the approved organizational structure.

- **Vehicle Use Evaluation and Management.** The Department of Management is responsible for monitoring and enforcing the County's Motor Vehicle Policy. Implemented county-wide in 2012, this policy sets guidelines and procedures for the allowable uses of County vehicles, eligible operators and types of assignments of County and non-County vehicles to conduct official County business. It also addresses the acquisition, replacement and disposal, and record-keeping of County vehicles.

- **Fleet Management System.** In 2013, the Department of Management contracted with Networkfleet Inc. to more effectively and efficiently manage its vehicle fleet. The fleet management system ("FMS") has enhanced the County's operations by providing technology to better manage and protect County assets. The FMS maximizes the utilization of vehicles, reduces fuel consumption, limits the need to purchase new vehicles, enhances management oversight, monitors "wear-and-tear" on vehicles, and notifies appropriate personnel when items need to be replaced along with manufacturer recalls. In the event a problem occurs, a Roadside Service Assistance Plan is provided to include jump starts, tire changing, locksmith services, fuel delivery, and towing.

  In FY 2020, 590 vehicles had GPS units installed and departments established 283 "geofences" to help monitor vehicle activity. Management is evaluating the program's use, effectiveness, and benefits and is proposing to continue using the Fleet Management System for FY 2021.

Cost Savings

- The team of the Office of the Mayor, Management Department, and Budget Office, have established many cost savings measures to identify ways to reduce government spending and increase efficiency, especially with the anticipation of reduced revenue due to COVID-19. A few of the key areas identified for continued evaluation and follow-through include:
  - **Travel.** Management continues to work closely with the Budget Office and Department of Finance's Purchasing Division since including travel as a focus point for cost reduction. As part of our efforts, we have: (a) overhauled the existing travel policy and made significant revisions to it; (b) revised and updated the travel request form; and, (c) implemented a travel review by the team to scrutinize all out-of-state travel requests.
  - **Overtime**. Management worked closely with the Mayor to develop and issue an organization-wide "overtime directive" which requires that: (a) overtime be pre-approved; (b) departments maintain records of all overtime; and, (c) established Workday executive reports that are easily accessible for directors and management to review overtime and other personnel related financial information.

Technology

- Consistently searching for ways to reduce cost while improving the delivery of services to our internal and external customers through technology. Ongoing projects include:

Technology (Cont'd)

- Maui's Automated Permitting and Planning System (MAPPS) - cross-departmental, enterprise-wide replacement project for the existing KIVA land use and permitting system. Includes enhancements to permit processing, review procedures, GIS and other segments of the organization.
- HR/Payroll System Replacement – an enterprise-wide replacement for the existing antiquated, non-intuitive, and inflexible system with an easy-to-use, intuitive, and flexible system that will meet the needs of the County well into the future.
- Computer Aided Dispatch/Records Management System (CAD/RMS) - replacement of an existing system that no longer meets the needs of the organization. This project involves all segments of public safety and aims to improve user's ability to perform day-to-day first responder-related tasks.

County Capital Improvement Project ("CIP") Coordination

- **CIP Coordination**. Management houses a CIP team to support Countywide CIP coordination and project management of construction projects, including the Wailuku Civic Complex and the new Service Center in Kahului. The Countywide CIP Coordinator is responsible for the review and coordination of capital improvement projects across all departments. Meeting regularly with project managers throughout the County, they review ongoing and proposed CIP as a way to increase awareness, reduce conflict, and improve accountability among departments. They also provide review and support to the Budget Office for projects proposed for funding.

- **Service Center**. The construction of the County's new Service Center has been completed and the first floor opened to the public in January 2021. Work on the interior offices on the second floor continues and is expected to be completed and departments moved in by April 2021. This project will provide 56,000 square feet of space for current and future County operations. The service center will house six departmental operations.

Coronavirus Disease 2019 (COVID-19)

- **Health and Safety**. The COVID-19 pandemic has had major impacts on Maui County, including to the health and safety of the community, and economy. Management has played a key role in responding to the pandemic, including the support and implementation of various health and safety measures/projects, and planning for future recovery efforts.

External Factors Description

There are a number of external factors that impact our operations. However, the primary external factor that has affected, and continues to affect the Department of Management, is the COVID-19 pandemic. The County has been working with the State, as well as the nonprofit and business communities to reduce the impact on our residents from the pandemic. The Department of Management has taken a significant role in this effort and that has made it a challenge to provide the degree of management, oversight, and support to County departments and agencies necessary to address efficiency, effectiveness, and cost-saving opportunities that may exist throughout the organization. Additionally, while our efforts to maintain a healthy community and restoring the economy are many, the continuing effects of the COVID-19 pandemic for the upcoming fiscal year are unknown. There may be constraints on our ability to maintain operations at existing levels. We regularly evaluate the demand for services with the ability to meet those demands with limited resources.

Department Summary

Department Budget Summary by Fund

FY 2022 Total Expenditures

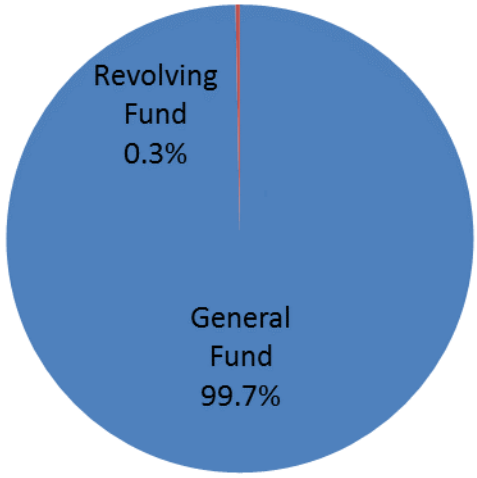

FY 2022 Total Equivalent Personnel

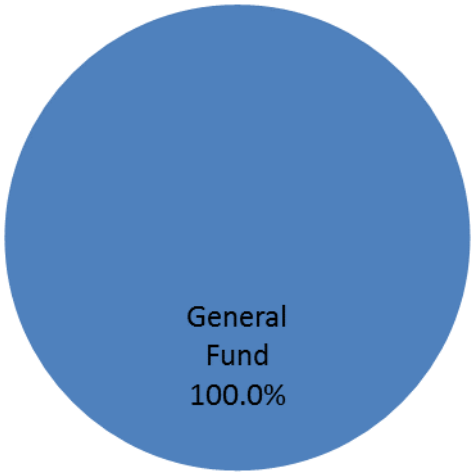

Department Budget Summary by Fiscal Year

Total Expenditures By Character

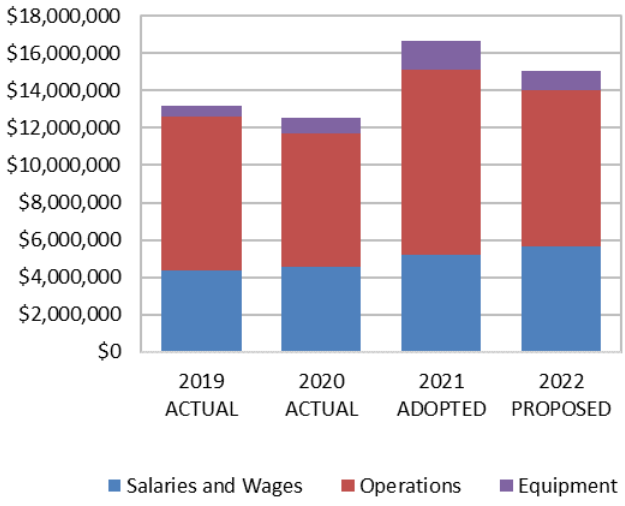

Total Equivalent Personnel

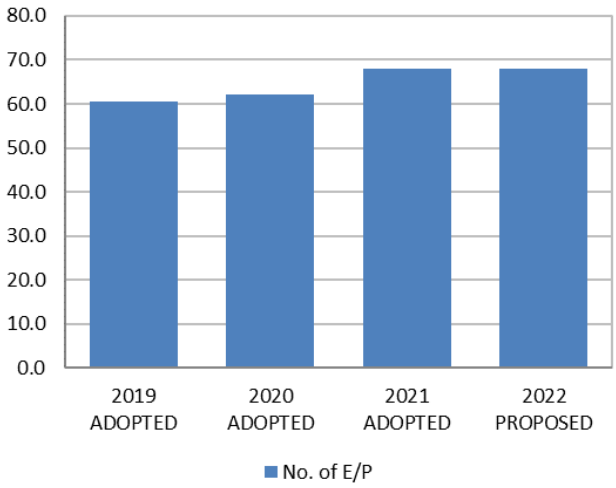

Department Summary

Expenditures Summary by Character & Object

CHARACTER/ OBJECT DESCRIPTION	2019 ACTUAL	2020 ACTUAL	2021 ADOPTED	2022 PROPOSED	CHANGE AMOUNT	CHANGE PERCENT
Salaries and Wages						
OTHER PREMIUM PAY	$189,899	$125,155	$144,000	$164,000	$20,000	13.9%
WAGES & SALARIES	$4,187,984	$4,413,172	$5,055,734	$5,460,463	$404,729	8.0%
Salaries and Wages Total	**$4,377,883**	**$4,538,326**	**$5,199,734**	**$5,624,463**	**$424,729**	**8.2%**
Operations						
MATERIALS & SUPPLIES	$155,259	$176,239	$311,500	$184,500	-$127,000	-40.8%
OTHER COSTS	$3,325,488	$712,114	$881,138	$577,638	-$303,500	-34.4%
SERVICES	$4,664,546	$6,188,693	$8,616,500	$7,503,470	-$1,113,030	-12.9%
TRAVEL	$63,454	$52,105	$104,950	$89,460	-$15,490	-14.8%
UTILITIES	$12,221	$18,533	$15,500	$15,500	$0	N/A
Operations Total	**$8,220,968**	**$7,147,685**	**$9,929,588**	**$8,370,568**	**-$1,559,020**	**-15.7%**
Equipment						
LEASE PURCHASES	$1,264	$0	$0	$0	$0	N/A
MACHINERY & EQUIPMENT	$554,768	$851,333	$1,537,250	$1,065,030	-$472,220	-30.7%
Equipment Total	**$556,031**	**$851,333**	**$1,537,250**	**$1,065,030**	**-$472,220**	**-30.7%**
Department Total	**$13,154,882**	**$12,537,344**	**$16,666,572**	**$15,060,061**	**-$1,606,511**	**-9.6%**

Equivalent Personnel Summary by Program

PROGRAM	2019 ADOPTED	2020 ADOPTED	2021 ADOPTED	2022 PROPOSED	CHANGE AMOUNT	CHANGE PERCENT
Management Program	8.5	10.0	15.0	15.0	0.0	0.0%
Information Technology Services Program	48.0	48.0	53.0	53.0	0.0	0.0%
Maui Redevelopment Program	4.0	4.0	0.0	0.0	0.0	0.0%
Department Total	**60.5**	**62.0**	**68.0**	**68.0**	**0.0**	**0.0%**

Management Program

Program Description

The Management Program provides executive-level management and oversight to the operating departments, agencies, boards and commissions of the County of Maui, as assigned by the Mayor. The Managing Director provides direct supervision and sets the course for each County operating unit through the appropriate Department Director and Deputy. Using both internal and external resources, the Managing Director ensures that all non-legislative county entities comply with the Maui County Charter, Maui County Code, Hawaii Revised Statutes, and U.S Federal statutes.

The Management Program also oversees redevelopment activities that correct and prevent slum, blight, and disinvestment conditions that can create economic or social liabilities. Work in this area includes strategic land planning, development, property acquisition, and program coordination.

Countywide Outcome(s)

The Management Program supports the following countywide outcome(s):

- Affordable/Attainable Housing
- Economic Diversity
- Climate Change & Mitigation
- Infrastructure Improvement
- Disaster Management & Mitigation

Population Served

This program manages all non-legislative aspects of County operating departments, agencies, boards and commissions, as assigned by the Mayor. This program also provides direct support to County operations through its Informational Technology Services Program (ITS), Capital Improvement Project Coordination, and energy and countywide security services, regardless of governing authority.

The current focus of the redevelopment activities in this program is centered on Wailuku Town, which is the seat of government and effectively services the entire population of Maui County.

Services Provided

The Department of Management provides organizational and operational oversight and coordination, strategic management and direction, budgetary oversight and coordination, Capital Improvement Program coordination, EEO/AA and safety compliance, ADA Compliance, countywide security, economic and community development, and administration of countywide policies & procedures through the Managing Director and staff.

The Management Program also provides long range and strategic planning for the redevelopment areas including development packaging, infrastructure coordination, propose policy and legislative amendments, and encourage private sector investment. The program will staff the Maui Redevelopment Agency, review development projects, and facilitate permitting. The program will coordinate the development of the Wailuku Civic Hub project and all communications and mitigating programs associated with its construction.

Management Program

Key Activity Goals & Measures

GOALS/OBJECTIVES	SUCCESS MEASUREMENTS	FY 2020 ACTUAL	FY 2021 ESTIMATE	FY 2022 ESTIMATE
Goal #1: Evaluate the management and performance of each agency.				
1. Conduct evaluations on the management and performance of each agency on an annual basis	% of Departments evaluated during the fiscal year	100%	100%	100%
	% of Directors that feel that performance management can help them achieve their goals, missions and objectives	100%	100%	100%
2. Determine if the Departments are being effectively managed	Combined average grade of 90% or greater for all agencies	100%	100%	90%
	% of Directors and Deputies evaluated for performance annually	N/A	100%	100%
Goal #2: Provide strategic management and improve operational effectiveness for each department, agency, boards, and commissions, as assigned by the Mayor.				
1. Improve executive management capacity by providing advanced management training to all Directors and Deputies each fiscal year	% of Directors and Deputies provided with at least one advanced executive-level training course within the fiscal year	100%	100%	100%
	% of management attending at least one webinar or web-based training per year	100%	90%	90%
2. Project executive management to all levels of county operations by doing random on-site visits at county operating facilities and operations locations	% of county facilities and job sites assessed	90%	75%	75%
3. Ensure clear and effective communication between executive level and all operational units	% of bi-weekly reports received and reviewed	100%	90%	90%

Management Program

Key Activity Goals & Measures (Cont'd)

GOALS/OBJECTIVES	SUCCESS MEASUREMENTS	FY 2020 ACTUAL	FY 2021 ESTIMATE	FY 2022 ESTIMATE
Goal #2: Provide strategic management and improve operational effectiveness for each department, agency, boards, and commissions, as assigned by the Mayor (Cont'd).				
3. Ensure clear and effective communication between executive level and all operational units (Cont'd)	% of Directors and Deputies that feel bi-weekly meetings help maintain effective communication with Management	90%	90%	90%
	% of Directors and Deputies that feel bi-weekly reports are effectively utilized by Management to address departmental issues and concerns	90%	90%	90%
Goal #3: Provide oversight of adopted budget for operational departments, agencies, boards, and commissions, as assigned by the Mayor.				
1. All operating departments, agencies, boards and commissions effectively functioning within authorized budget parameters	% of authorized operating budget programs within the adopted or amended fiscal budget	100%	100%	100%
2. All operating department agencies effectively functioning within stated performance goals	% of operating departments meeting or exceeding their performance goals	N/A	80%	80%
Goal #4: Oversight of workplace safety.				
1. Improve workplace safety by increasing the level of organizational safety awareness through safety trainings to all county employees on a regular basis	% of employees trained on at least one safety training course per fiscal year	25%	90%	90%
2. Improve workplace safety by reducing instances of injuries in the workplace	Ratio of recordable injuries per 100 employees	3	3	3
3. Improve workplace safety and security by ensuring county facilities are fitted with video surveillance	% of county facilities fitted with video surveillance	55%	60%	60%

Management Program

Key Activity Goals & Measures (Cont'd)

GOALS/OBJECTIVES	SUCCESS MEASUREMENTS	FY 2020 ACTUAL	FY 2021 ESTIMATE	FY 2022 ESTIMATE
Goal #5: Orchestrate key infrastructure projects that catalyze the private sector to reinvest.				
1. Redevelop the Wailuku municipal parking lot with opportunities for mixed-use development that will create an activity generator	% complete with Design and Construction	45%	50%	50%
2. Install storm water facilities where flooding is recurring and problematic	% complete of Vineyard Street storm water project	50%	100%	100%
	% complete Church Street storm water project	95%	100%	100%
3. Improve parking and circulation in Wailuku	Double the # of parking stalls at the municipal lot	40%	75%	75%
	Improve pedestrian connections on Vineyard and Church	65%	100%	100%
	Develop a downtown shuttle service	95%	100%	100%
	Install way-finding and signage to direct visitors to parking and key destinations	0%	100%	100%
	Manage County owned on-street and off-street parking facilities and develop a fee structure	30%	80%	80%
4. Monitor reinvestment in the neighborhood	# of building permits	N/A	25	25
	# storefront vacancies	10	4	4
	Increase in assessed values in the district	N/A	$90,759,800	$90,759,800
Goal #6: Mitigate the construction impacts to neighborhood businesses and users.				
1. Protect property owner and County interests throughout construction	# of unilateral agreements, easement dedications and pro rata share agreements executed	5	20	20
	# of private property owners that improved lateral connections to services	5	20	20

Management Program

Key Activity Goals & Measures (Cont'd)

GOALS/OBJECTIVES	SUCCESS MEASUREMENTS	FY 2020 ACTUAL	FY 2021 ESTIMATE	FY 2022 ESTIMATE
Goal #6: Mitigate the construction impacts to neighborhood businesses and users (Cont'd).				
2. Connect business owners with assistance programs offered by partner organizations	# workshops focused on construction	0	12	12
	# participants involved in workshops	0	200	200
	# businesses connected to grants or loans	15	10	10
3. Provide consistent information about construction impacts	# monthly website updates and social media	12	150	150
	# of users registered to receive updates to website	645	2,500	2,500
	# of direct mailings	0	4	4
	# radio & print ads and news stories	1	20	20
4. Provide new reasons for people to visit Wailuku during the construction	# of community events	0	18	18
	# must see installations	0	4	4
Goal #7: Manage publicly owned spaces.				
1. Expand the cleaning services in the Clean and Safe Program	# lineal feet of maintenance and trash collection	4,900	6,300	6,300
2. Ensure the neighborhood is well lit during evening hours	# service requests for lighting installation/replacement	3	0	0
	# new street lights installed	0	25	25
3. Landscaping maintenance	# hours of landscape and tree maintenance per month	24	16	16

Management Program

Program Budget Summary by Fiscal Year – General Fund

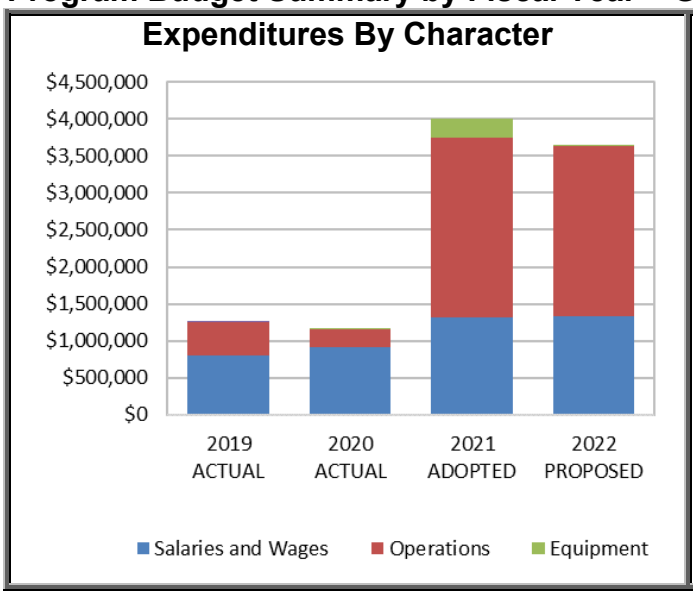

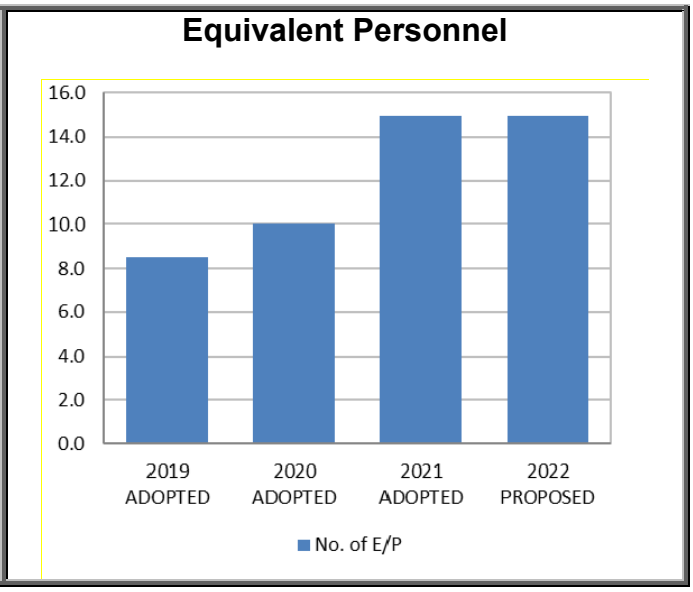

Expenditures Summary by Character & Object – General Fund

CHARACTER/ OBJECT DESCRIPTION	2019 ACTUAL	2020 ACTUAL	2021 ADOPTED	2022 PROPOSED	CHANGE AMOUNT	CHANGE PERCENT
Salaries and Wages						
OTHER PREMIUM PAY	$15,631	$18	$7,500	$7,500	$0	N/A
WAGES & SALARIES	$782,975	$920,477	$1,306,132	$1,331,839	$25,707	2.0%
Salaries and Wages Total	**$798,607**	**$920,495**	**$1,313,632**	**$1,339,339**	**$25,707**	**2.0%**
Operations						
MATERIALS & SUPPLIES	$9,406	$11,416	$29,500	$27,500	-$2,000	-6.8%
OTHER COSTS	$67,057	$50,036	$137,000	$121,000	-$16,000	-11.7%
SERVICES	$355,209	$152,443	$2,223,500	$2,103,470	-$120,030	-5.4%
TRAVEL	$13,874	$9,912	$43,750	$28,260	-$15,490	-35.4%
UTILITIES	$2,043	$5,227	$5,500	$5,500	$0	N/A
Operations Total	**$447,590**	**$229,034**	**$2,439,250**	**$2,285,730**	**-$153,520**	**-6.3%**
Equipment						
MACHINERY & EQUIPMENT	$0	$2,008	$245,000	$30,030	-$214,970	-87.7%
Equipment Total	**$0**	**$2,008**	**$245,000**	**$30,030**	**-$214,970**	**-87.7%**
Program Total	**$1,246,197**	**$1,151,538**	**$3,997,882**	**$3,655,099**	**-$342,783**	**-8.6%**

Management Program

Equivalent Personnel Summary by Position Title – General Fund

POSITION TITLE	2019 ADOPTED	2020 ADOPTED	2021 ADOPTED	2022 PROPOSED	CHANGE AMOUNT	CHANGE PERCENT
Archaeologist	0.0	1.0	1.0	1.0	0.0	0.0%
Chief of Planning & Development	0.0	0.0	1.0	1.0	0.0	0.0%
CIP Project Coordinator	1.0	1.0	1.0	1.0	0.0	0.0%
Civil Engineer V	0.0	0.0	1.0	1.0	0.0	0.0%
Deputy Managing Director	1.0	1.0	1.0	1.0	0.0	0.0%
Energy/Countywide CIP Coordinator	1.0	1.0	1.0	1.0	0.0	0.0%
Equal Employment Opportunity Specialist	1.0	1.0	1.0	1.0	0.0	0.0%
Executive Assistant I	0.5	1.0	1.0	1.0	0.0	0.0%
Executive Assistant II	1.0	1.0	1.0	1.0	0.0	0.0%
Loss Control Specialist	0.0	0.0	1.0	1.0	0.0	0.0%
Managing Director	1.0	1.0	1.0	1.0	0.0	0.0%
Personnel Assistant II	1.0	1.0	1.0	1.0	0.0	0.0%
Planner V	0.0	0.0	1.0	1.0	0.0	0.0%
Purchasing Technician	0.0	0.0	1.0	1.0	0.0	0.0%
Secretary to the Managing Director	1.0	1.0	1.0	1.0	0.0	0.0%
Program Total	**8.5**	**10.0**	**15.0**	**15.0**	**0.0**	**0.0%**

Continuation Budget Changes (+/- $10,000) from FY 2021 Adopted Budget

EXPLANATION OF BUDGET CHANGES	CHANGE AMOUNT	CHANGE E/P
Salaries and Wages		
904011A-5101 Regular Wages: Increase pursuant to the Collective Bargaining Agreement; step movements; positions filled at lower steps; position reallocations; full year funding for FY21 expansion positions.	$25,707	0.0
Operations		
SERVICES:		
904016B-6112 Contractual Service: Deletion of one-time appropriation for Clean & Safe Paia trash cans.	-$26,180	
904016B-6132 Professional Services: Decrease in Park Maui program contract.	-$107,520	
904018B-6132 Professional Services: Deletion of one-time appropriation for funding to clear and remove abandoned vehicles and garbage in the Ukumehame Mile Marker 13.5 area, and to implement preventive measures.	-$100,000	
OTHER COSTS:		
904011B-6230 Registration/Training Fees: Lower training fees with virtual training.	-$16,000	
Equipment		
904007C-7051 Security Equipment: Deletion of one-time FY 2021 appropriation.	-$195,000	
904011C-7044 Other Equipment: Deletion of one-time FY 2021 appropriation.	-$50,000	

Management Program

Expansion Budget Request from FY 2021 Adopted Budget

EXPLANATION OF BUDGET CHANGES	CHANGE AMOUNT	CHANGE E/P
Salaries and Wages		
None.	$0	0.0
Operations		
SERVICES:		
904011B-6132 Professional Services: Funds added for professional investigative services (i.e. workplace violence, etc.)	$55,000	
904016B-6129 Other Services: Wailuku Business Interruption Fund; dumpster fees; landscape maintenance; new water meter and electrical connection monthly fees.	$58,670	
Equipment		
904016C-7044 Other Equipment: Replacement of thirteen (13) trash receptacles for the Wailuku Clean & Safe Program.	$30,030	
TOTAL EXPANSION BUDGET	**$143,700**	**0.0**

County Grant Subsidy Detail – General Fund

Name of Grantee/Program	FY 2019 Actual	FY 2020 Actual	FY 2021 Adopted	FY 2022 Proposed
Maui County Veterans Council	$20,000	$22,000	$20,000	$20,000
Molokai Veterans Caring for Veterans	$35,000	$10,000	$10,000	$10,000
West Maui Veterans Club	$5,000	$4,999	$5,000	$5,000
TOTAL COUNTY GRANT SUBSIDY – MANAGEMENT PROGRAM	**$60,000**	**$36,999**	**$35,000**	**$35,000**

County Grant Subsidy Program Description

Maui County Veterans Council

Funds to support veteran events and activities throughout Maui County.

Molokai Veterans Caring for Veterans

Funds to subsidize utility and maintenance costs of Molokai Veterans Center.

West Maui Veterans Club

Funding will be used for upkeep of Hanakoo Cemetery in Lahaina.

Management Program

Program Budget Summary by Fiscal Year – Revolving Fund

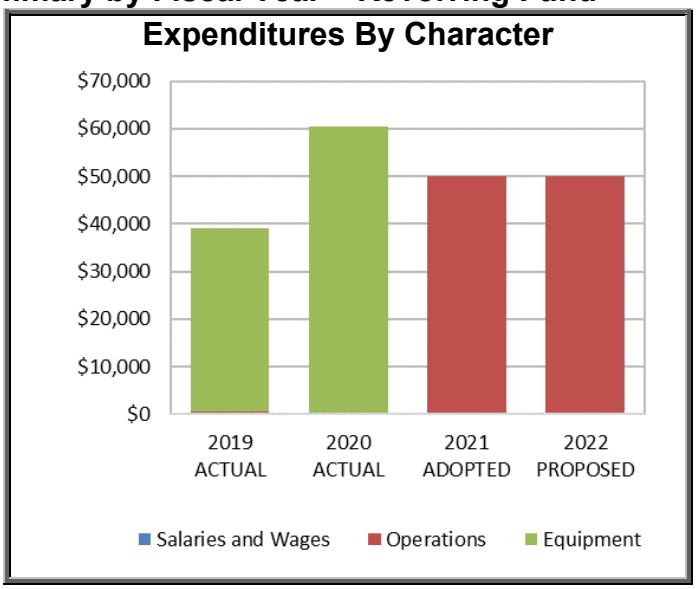

Expenditures Summary by Character & Object – Revolving Fund

CHARACTER/ OBJECT DESCRIPTION	2019 ACTUAL	2020 ACTUAL	2021 ADOPTED	2022 PROPOSED	CHANGE AMOUNT	CHANGE PERCENT
Salaries and Wages						
OTHER PREMIUM PAY	$0	$0	$0	$0	$0	N/A
WAGES & SALARIES	$0	$0	$0	$0	$0	N/A
Salaries and Wages Total	**$0**	**$0**	**$0**	**$0**	**$0**	**N/A**
Operations						
MATERIALS & SUPPLIES	$522	$225	$0	$0	$0	N/A
SERVICES	$0	$0	$50,000	$50,000	$0	N/A
Operations Total	**$522**	**$225**	**$50,000**	**$50,000**	**$0**	**N/A**
Equipment						
MACHINERY & EQUIPMENT	$38,647	$60,155	$0	$0	$0	N/A
Equipment Total	**$38,647**	**$60,155**	**$0**	**$0**	**$0**	**N/A**
Program Total	**$39,168**	**$60,381**	**$50,000**	**$50,000**	**$0**	**N/A**

Information Technology Services Division

Program Description

The mission of the Information Technology Services Division ("ITSD") is to serve the goals and objectives of the County of Maui through a focus on Information Technology ("IT") Service excellence.

The Program's Vision:

"*The Information Technology Services Division provides outstanding IT services in support of the County of Maui's goals and objectives. ITSD works closely with its business partners to deliver services that enable the County of Maui to improve services and enhance its customer perception through consistent and timely identification, selection, implementation and sustainment of appropriate technologies.*

ITSD achieves this goal guided by the principles of collaboration and transparency, stability and innovation and efficient use of resources."

Countywide Outcome(s)

The Information Technology Services Program supports the following countywide outcome(s):

- Infrastructure Improvement
- Disaster Management & Mitigation
- Focus on Outstanding Customer Service

Population Served

The ITS Program provides a catalog of 32 business-focused services to 2,400 customers in the County of Maui and many more in the general public.

Services Provided

The ITS Services Catalog is organized in three primary categories: Corporate Application Support Services, ITS Technical Services, and ITS Professional Support Services. Details about the ITS Services Catalog can be found on the County of Maui Intranet. These Information Technology (IT) Services are delivered by ITS staff organized in 8 major sections: Customer Services and Support; Application and Information Management Services; Technology Operation Services; Public Safety Support Services; Information Security Services; Enterprise Geographic Services; Project and Portfolio Management Services; and Service Assurance Support. In FY 2019, over 12,500 requests tickets were opened – 54% for new services or equipment, 43% for fixes, and 3% for system changes. In addition, the Division has a workload of over 30 active and requested projects.

Key Activity Goals & Measures

The 2019 refresh of the 2019-2023 Strategic Plan provides guidance for the Division's efforts to position itself to meet the County of Maui's needs and expectations. The Plan's Strategic Roadmap has the Division, in the near term (one to two years), focus on improving engagement with its Business (Departmental) Partners, improving IT Governance, and achieving a balance of Supply and Demand. These efforts go hand-in-hand.

Furthermore, the Division's Service Management and Accountability, together with the maturity of its Organizational Capabilities, will be increased. Ongoing efforts to Modernize Applications will continue in FY 2021, as will the Division's efforts to expand Financial Management and Valuation Capabilities.

Key Activity Goals & Measures (Cont'd)

Leveraging the move to the cloud for a number of the County's information systems, the Division will expand system support agreements to the level of managed services. The Division will seek to shift gradually from technical system management to service vendor management, which will allow staff to become more engaged with the County's Lines of Business and do so at an earlier stage of a Department's development of strategic IT needs.

Key Activity Goals & Measures

GOALS/OBJECTIVES	SUCCESS MEASUREMENTS	FY 2020 ACTUAL	FY 2021 ESTIMATE	FY 2022 ESTIMATE
Goal #1: Deliver mature and effective IT Services in alignment with organizational initiatives.				
1. Improve engagement with County's Lines of Business	% Completion of semi-annual IT Service "Check In" program with the business stakeholders	N/A	100%	100%
	% Completion of comprehensive Business and Technical Service Catalog	N/A	100%	100%
Goal #2: Provide operational excellence.				
1. Expand Service Management and Accountability	% Delivery of Cyber Risk Scorecards to Departments	N/A	100%	100%
	% Implementation of a Cyber Risk Response Plan	N/A	100%	100%
	% Increase in Completion of functional and technical system health checks	N/A	20%	20%
	% Implementation of Access/Identity Services Program	0%	75%	75%
2. Application Modernization	% Completion of migration to MS Active Directory and Exchange by June 30, 2022	5%	10%	100%
	% Completion of MAPPS project	80%	90%	100%

Key Activity Goals & Measures (Cont'd)

GOALS/OBJECTIVES	SUCCESS MEASUREMENTS	FY 2020 ACTUAL	FY 2021 ESTIMATE	FY 2022 ESTIMATE
Goal #2: Provide operational excellence. (Cont'd)				
2. Application Modernization (Cont'd)	% Implementation of electronic signature - approval system	15%	15%	100%
Goal #3: Develop and organize staff focused on Service Strategy.				
1. Increase IT Organizational Capabilities Maturity	% Completion of annual update of Staff Training Plan	60%	100%	100%
2. Balance Supply and Demand	% Completion of annual cyber security table top exercise	N/A	100%	100%
	Number of new ArcGIS Online applications developed	N/A	2	2
Goal #4: Increase breadth and transparency of sustainable funding model.				
1. Expand IT Financial Management and Valuation Capabilities	Amount of reduction of direct costs to Maui County for IT initiatives	$450,000	$350,000	$350,000
2. Develop a Vendor Management (VM) Strategy and VM Support Organization	# of new Managed Services Agreement executed	N/A	2	4

Information Technology Services Division

Program Budget Summary by Fiscal Year – General Fund

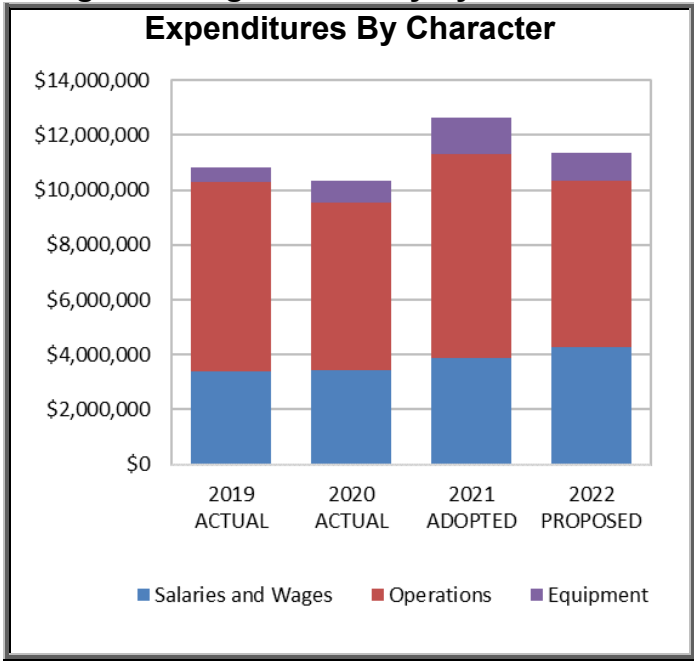

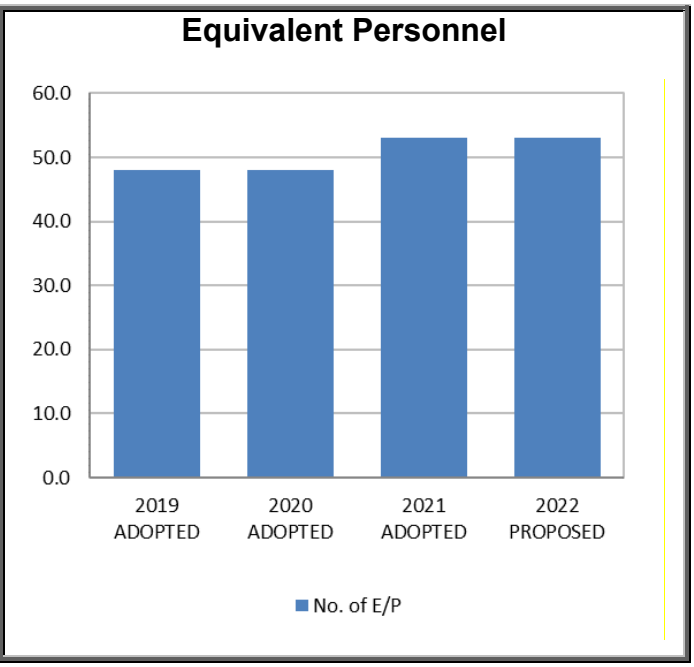

Expenditures Summary by Character & Object – General Fund

CHARACTER/ OBJECT DESCRIPTION	2019 ACTUAL	2020 ACTUAL	2021 ADOPTED	2022 PROPOSED	CHANGE AMOUNT	CHANGE PERCENT
Salaries and Wages						
OTHER PREMIUM PAY	$169,704	$124,155	$136,500	$156,500	$20,000	14.7%
WAGES & SALARIES	$3,209,061	$3,297,492	$3,749,602	$4,128,624	$379,022	10.1%
Salaries and Wages Total	**$3,378,765**	**$3,421,648**	**$3,886,102**	**$4,285,124**	**$399,022**	**10.3%**
Operations						
MATERIALS & SUPPLIES	$145,008	$162,855	$282,000	$157,000	-$125,000	-44.3%
OTHER COSTS	$2,997,254	$651,076	$744,138	$456,638	-$287,500	-38.6%
SERVICES	$3,742,339	$5,264,220	$6,343,000	$5,350,000	-$993,000	-15.7%
TRAVEL	$36,054	$37,997	$61,200	$61,200	$0	N/A
UTILITIES	$9,629	$11,556	$10,000	$10,000	$0	N/A
Operations Total	**$6,930,284**	**$6,127,704**	**$7,440,338**	**$6,034,838**	**-$1,405,500**	**-18.9%**
Equipment						
MACHINERY & EQUIPMENT	$516,121	$789,170	$1,292,250	$1,035,000	-$257,250	-19.9%
Equipment Total	**$516,121**	**$789,170**	**$1,292,250**	**$1,035,000**	**-$257,250**	**-19.9%**
Program Total	**$10,825,170**	**$10,338,522**	**$12,618,690**	**$11,354,962**	**-$1,263,728**	**-10.0%**

Information Technology Services Division

Equivalent Personnel Summary by Position Title – General Fund

POSITION TITLE	2019 ADOPTED	2020 ADOPTED	2021 ADOPTED	2022 PROPOSED	CHANGE AMOUNT	CHANGE PERCENT
Administrative Assistant II	1.0	1.0	1.0	1.0	0.0	0.0%
Business Continuity Plan Coordinator	1.0	1.0	1.0	1.0	0.0	0.0%
Buyer I	1.0	1.0	1.0	1.0	0.0	0.0%
Chief Technology Officer	1.0	1.0	1.0	1.0	0.0	0.0%
Geographic Information Systems Analyst III	1.0	1.0	1.0	1.0	0.0	0.0%
Geographic Information Systems Analyst IV	1.0	1.0	1.0	1.0	0.0	0.0%
Geographic Information Systems Analyst V	1.0	1.0	2.0	2.0	0.0	0.0%
Geographic Services Manager	1.0	1.0	1.0	1.0	0.0	0.0%
Information Systems Analyst III	3.0	3.0	3.0	3.0	0.0	0.0%
Information Systems Analyst IV	4.0	4.0	5.0	5.0	0.0	0.0%
Information Systems Analyst V	26.0	26.0	29.0	29.0	0.0	0.0%
ITSD Section Manager	6.0	6.0	6.0	6.0	0.0	0.0%
Staff Services Assistant	1.0	1.0	1.0	1.0	0.0	0.0%
Program Total	**48.0**	**48.0**	**53.0**	**53.0**	**0.0**	**0.0%**

Continuation Budget Changes (+/- $10,000) from FY 2021 Adopted Budget

EXPLANATION OF BUDGET CHANGES	CHANGE AMOUNT	CHANGE E/P
Salaries and Wages		
904015A-5101 Regular Wages: Increases pursuant to Executive Order 2020-03; increases pursuant to the Collective Bargaining Agreement; step movements; positions filled at lower steps; position reallocations; full year funding for FY21 expansion positions.	$379,022	0.0
Operations		
MATERIALS & SUPPLIES:		
904015B-6060 Small Equipment - under $1000: Deletion of one-time appropriation for continued WiFi buildout and upgrade at County facilities and small printer lifecycle replacement.	-$125,000	
SERVICES:		
904015B-6132 Professional Services: Deletion of one-time appropriation for funding for Kalana Pakui Renovations project; implementation of Cyber Security Certificate Authority; implementation of project management for Win10 migration; email migration to Exchange - Cloud; Workday post-golive application configuration support and fixes.	-$383,000	
904015B-6138 R & M - Services/Contracts: Deletion of one-time appropriation for Kalana Pakui Renovations Project; Identity and Access Control; Voice-over-IP Administration; eMail Administration Services; Pictometry: flight to achieve 100% fill for support of emergency management; SQL Server Database Software Assurance (Microsoft requirement based on Audit); VMWare license increase Maintenance Charge (based on vendor audit); Multi-Factor Authentication Maintenance (new cyber security related requirement); Migration to cloud subscription model for Adobe Acrobat software (forced by vendor); annual subscription cost for Employee Cyber Awareness Tool.	-$608,000	
OTHER COSTS:		
904015B-6244 Computer Software: Deletion of one-time appropriation for upgrade of all 2500 Windows 10 Standard licenses to Windows 10 Enterprise, for compatibility with endpoint (desktop, laptop) configuration management tool.	-$287,500	

Continuation Budget Changes (+/- $10,000) from FY 2021 Adopted Budget (Cont'd)

EXPLANATION OF BUDGET CHANGES	CHANGE AMOUNT	CHANGE E/P
Equipment		
MACHINERY AND EQUIPMENT:		
904015C-7031 Computer Equipment: Deletion of one-time FY 2021 appropriation.	-$1,122,250	
904015C-7032 Software Programs: Deletion of one-time FY 2021 appropriation.	-$135,000	
904015C-7040 Motor Vehicles: Deletion of one-time FY 2021 appropriation.	-$35,000	

Expansion Budget Request from FY 2021 Adopted Budget

EXPLANATION OF BUDGET CHANGES	CHANGE AMOUNT	CHANGE E/P
Salaries and Wages		
904015A-5205 Overtime: Based on actual expenditures. Elevated levels of overtime are required for ongoing and FY22 new systems upgrade and replacements required to maintain and increase functional and operational reliability and efficiency.	$20,000	
Operations		
None.	$0	
Equipment		
MACHINERY AND EQUIPMENT:		
904015C-7031 Computer Equipment: Lifecycle replacement of UPS equipment (year 2); lifecycle replacement of computer equipment; replacement of network security equipment; computer equipment for proposed expansion positions.	$1,025,000	
904015C-7032 Software Programs: LogThythm Server Log Analysis Tool.	$10,000	
TOTAL EXPANSION BUDGET	**$1,055,000**	**0.0**

Maui Redevelopment Program

For FY 2021, the Maui Redevelopment Program has been consolidated under the Management Program. Historical data is shown here for information purposes only.

Program Budget Summary by Fiscal Year – General Fund

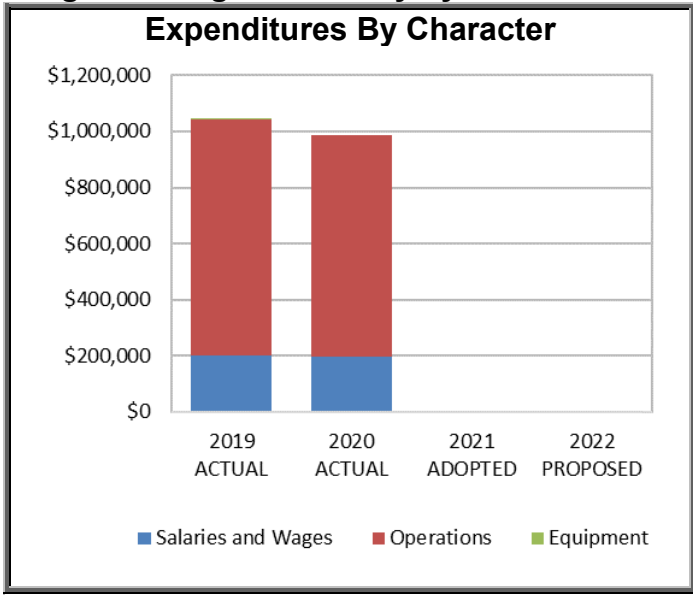

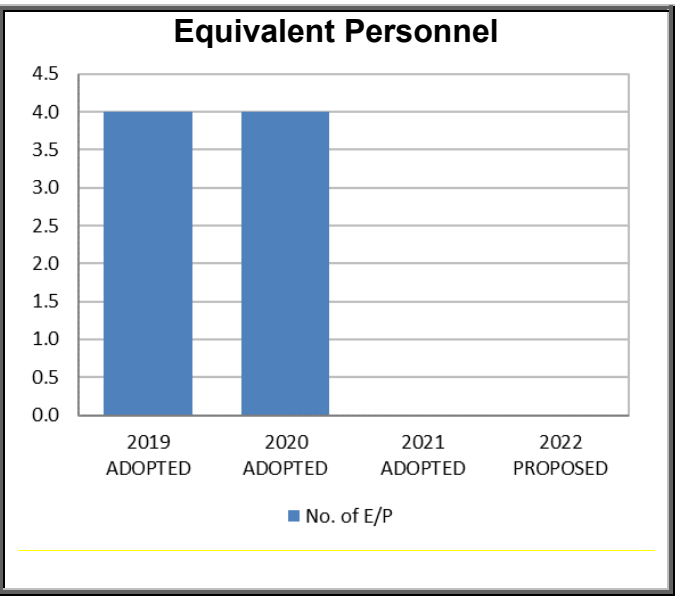

Expenditures Summary by Character & Object – General Fund

CHARACTER/ OBJECT DESCRIPTION	2019 ACTUAL	2020 ACTUAL	2021 ADOPTED	2022 PROPOSED	CHANGE AMOUNT	CHANGE PERCENT
Salaries and Wages						
OTHER PREMIUM PAY	$4,563	$981	$0	$0	$0	N/A
WAGES & SALARIES	$195,947	$195,202	$0	$0	$0	N/A
Salaries and Wages Total	**$200,511**	**$196,183**	**$0**	**$0**	**$0**	**N/A**
Operations						
MATERIALS & SUPPLIES	$323	$1,743	$0	$0	$0	N/A
OTHER COSTS	$261,176	$11,002	$0	$0	$0	N/A
SERVICES	$566,998	$772,030	$0	$0	$0	N/A
TRAVEL	$13,526	$4,196	$0	$0	$0	N/A
UTILITIES	$549	$1,750	$0	$0	$0	N/A
Operations Total	**$842,573**	**$790,721**	**$0**	**$0**	**$0**	**N/A**
Equipment						
LEASE PURCHASES	$1,264	$0	$0	$0	$0	N/A
Equipment Total	**$1,264**	**$0**	**$0**	**$0**	**$0**	**N/A**
Program Total	**$1,044,347**	**$986,904**	**$0**	**$0**	**$0**	**N/A**

Equivalent Personnel Summary by Position Title – General Fund

POSITION TITLE	2019 ADOPTED	2020 ADOPTED	2021 ADOPTED	2022 PROPOSED	CHANGE AMOUNT	CHANGE PERCENT
Civil Engineer VI	1.0	1.0	0.0	0.0	0.0	0%
Planner VI	1.0	1.0	0.0	0.0	0.0	0%
Account Clerk II	1.0	1.0	0.0	0.0	0.0	0%
Civil Engineer IV	1.0	1.0	0.0	0.0	0.0	0%
Program Total	**4.0**	**4.0**	**0.0**	**0.0**	**0.0**	**0%**

This page has been intentionally left blank.

Office of the Mayor

Mayor's Proposed Budget
FY 2022

This page has been intentionally left blank.

Department Summary

Mission

To provide an effective and responsive government that creates a strong and diversified economy; provide the necessary infrastructure and care services for all residents and visitors to Maui; and ensure a safe and livable community for a healthy and sustainable Maui County.

The Office of the Mayor is comprised of four programs: Administration; Office of Economic Development ("OED"); the Community Development Block Grant ("CDBG") Office; and the Budget Office.

Countywide Outcome(s)

The Office of the Mayor supports the following countywide outcome(s):

- An Efficient, Effective, Customer Service-Oriented Government
- An Affordable, Healthy, and Thriving Community
- A Community that Balances Strong Environmental Stewardship with the Development of Attainable Housing and Sustainable Economic Development
- Well-Planned, Community-Focused Public Infrastructure - including roads, water, and wastewater systems
- Strong and Diversified Economy
- Environmentally Responsible and Sustainable Community
- Collaboration with County Council, State, Federal, Private Sector, and Non-Profit Partners
- Prepared, Safe, and Livable County

Organization Chart

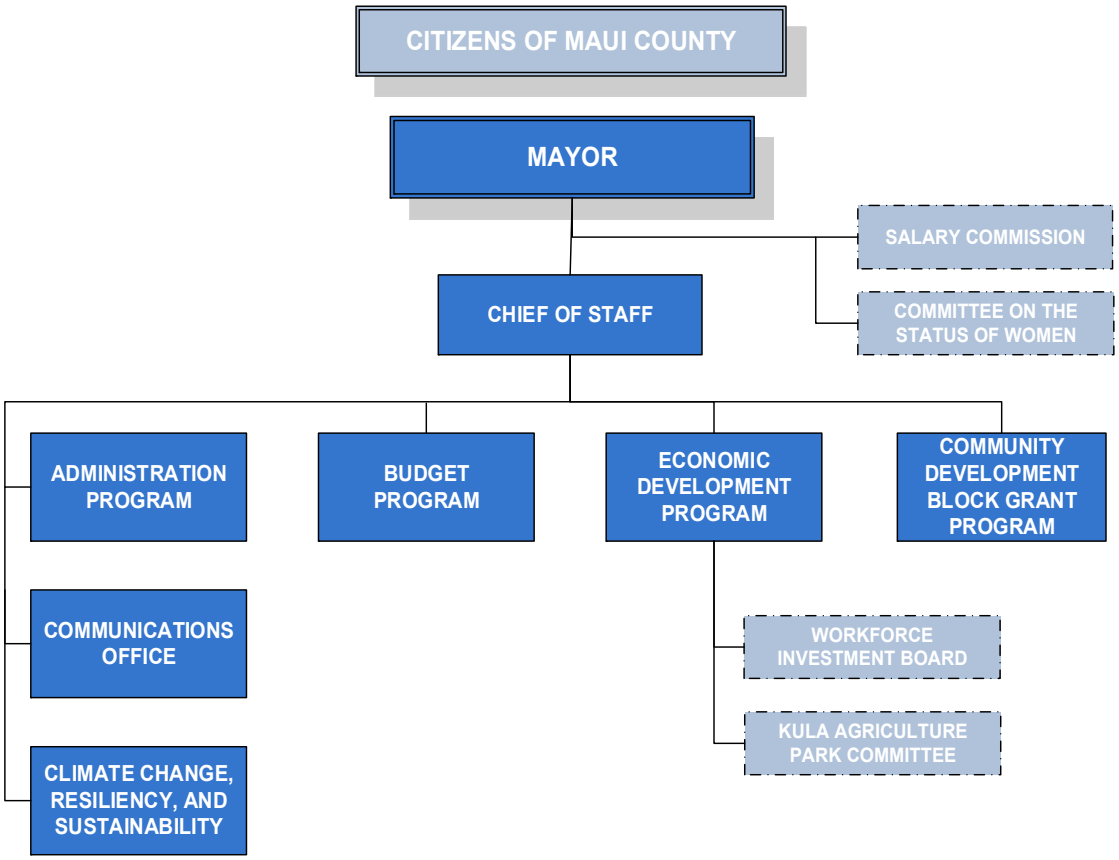

Department Summary

Strategies

- The Office of the Mayor adheres to an "open door" policy, ensuring constituents can engage with County government. Staff members are available to receive and resolve inquiries from the public.
- The Office of the Mayor maintains accessibility and transparency through various modes of communication and engagement with constituents. This includes walk-in visits, phone calls, emails, Facebook, Instagram, Twitter and written correspondence.
- Through its communications office, the Office coordinates information dissemination through social media, news agencies, newspapers, radio, and television.
- The Mayor's Chief of Staff provides administrative oversight for the Office of the Mayor and regularly meets with program directors and staff to provide support and direction.
- The Office coordinates the Mayor's (or his designee's) participation at various community meetings and events.
- Promotes local environmental, energy, agricultural, social, and cultural resiliency through its Climate Change, Resiliency, and Sustainability office.

Operations

The Office of the Mayor's primary objective is to gather information from the community and coordinate with the Mayor, the Managing Director, and departmental heads, to continuously improve County government and public services. The Mayor provides direction, through the Chief of Staff, to Community Liaisons, Energy and Environmental Specialists, and Communications personnel, who directly interact with the public and assigned departmental heads. The Support Team consists of the Office Manager, secretarial staff, and clerical staff, who ensure day-to-day operations are handled efficiently. The Chief of Staff also regularly meets with the Economic Development Director and CDBG Program Manager, to align goals and objectives.

External Factors

Many external factors impact the Office of the Mayor, including legislative action, operational mandates by the County Council, changes demanded by formal public action such as initiatives or recalls, current community challenges, and emergencies. Challenges related to the COVID-19 pandemic have resulted in operating changes to ensure community and employee safety, and modifying daily operations and long term goals in accordance with ensuing financial impacts. The need to work and communicate effectively with State and other County government officials was amplified as a result of the pandemic, to ensure consistent efforts toward statewide goals in regards to travel and other restrictions, testing, vaccinations, reopening the islands, and revitalizing the local economy. With the help of Federal CARES Act funds, the Office of the Mayor spearheaded financial assistance programs and events to help those in need in our community such as small business and agricultural grants, micro-business loans, mortgage and rental assistance programs, food drives, etc.

Department Summary

Department Budget Summary by Fund

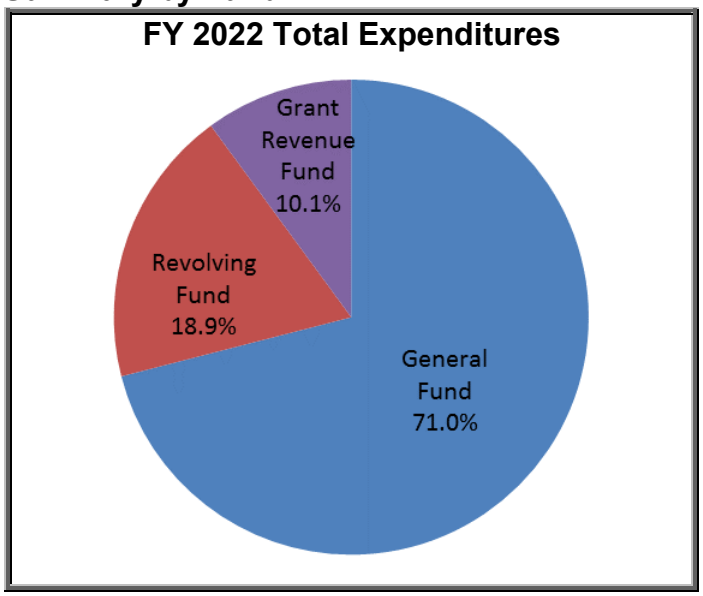

Department Budget Summary by Fiscal Year [1]

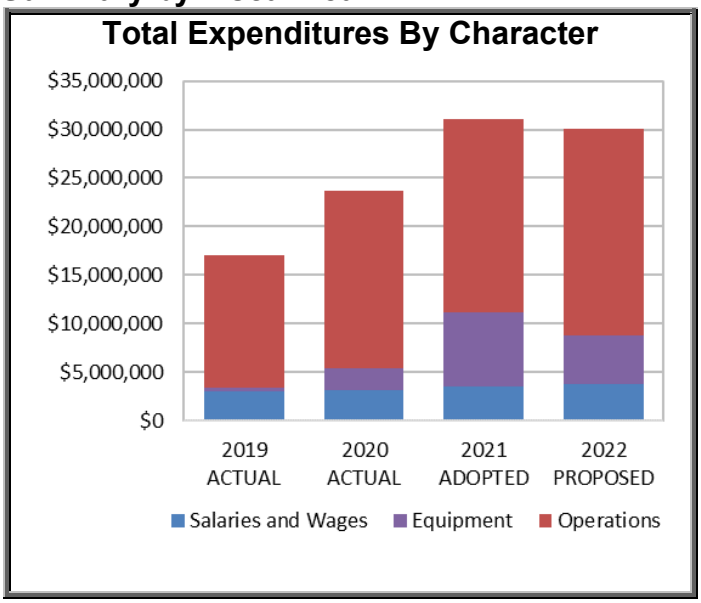

[1] The Office of the Mayor does not report equivalent personnel. The position titles listed on this table are for informational purposes only. Disbursement for salaries and premium pay is not restricted by Section 5 of the General Budget Provisions.

Department Summary

Expenditures Summary by Character & Object

CHARACTER/ OBJECT DESCRIPTION	2019 ACTUAL	2020 ACTUAL	2021 ADOPTED	2022 PROPOSED	CHANGE AMOUNT	CHANGE PERCENT
Salaries and Wages						
OTHER PREMIUM PAY	$199,278	$13,002	$33,823	$17,500	-$16,323	-48.3%
WAGES & SALARIES	$2,793,413	$3,107,801	$3,430,640	$3,743,317	$312,677	9.1%
Salaries and Wages Total	**$2,992,691**	**$3,120,803**	**$3,464,463**	**$3,760,817**	**$296,354**	**8.6%**
Operations						
MATERIALS & SUPPLIES	$45,764	$57,838	$58,450	$46,450	-$12,000	-20.5%
OTHER COSTS	$12,762,723	$17,027,086	$17,177,064	$16,661,119	-$515,945	-3.0%
SERVICES	$459,500	$677,932	$658,910	$2,644,846	$1,985,936	301.4%
SPECIAL PROJECTS	$0	$0	$1,484,790	$1,524,584	$39,794	2.7%
TRAVEL	$147,061	$109,025	$182,482	$191,682	$9,200	5.0%
UTILITIES	$29,631	$37,068	$39,457	$40,757	$1,300	3.3%
INTERFUND COST RECLASSIFICATION	$208,969	$412,521	$334,154	$261,728	-$72,426	-21.7%
Operations Total	**$13,653,647**	**$18,321,470**	**$19,935,307**	**$21,371,166**	**$1,435,859**	**7.2%**
Equipment						
LAND	$0	$1,700,000	$7,670,000	$4,950,000	-$2,720,000	-35.5%
LEASE PURCHASES	$21,078	$18,902	$24,541	$24,541	$0	N/A
MACHINERY & EQUIPMENT	$389,836	$506,061	$0	$0	$0	N/A
Equipment Total	**$410,914**	**$2,224,964**	**$7,694,541**	**$4,974,541**	**-$2,720,000**	**-35.3%**
Department Total	**$17,057,252**	**$23,667,237**	**$31,094,311**	**$30,106,524**	**-$987,787**	**-3.2%**

Administration Program

Program Description

The Administration Program supports Mayor Victorino in fulfilling his vision for Maui County. The Community Liaisons receive communications from the public requesting assistance -- ranging from simple information to more complex issues. Liaisons conduct research on the matter and communicate with the Departments and Management. Each Liaison is assigned to a specific district and department, along with various subject matters and projects. The Community Liaisons play a critical role by assisting the Mayor, through the Chief of Staff, in a fast-paced and high-pressured environment. The Mayor's administrative staff reviews and processes all documents which require the Mayor's approval. Meetings and events are coordinated through the Mayor's executive staff.

Appointments to Boards and Commissions are handled through this program by recruiting nominees, vetting and selecting qualified individuals, and preparing Council resolutions for consideration of the Mayor's selections. The Administration Program is also responsible for disseminating information to the general public through the Communications Office.

Countywide Outcome(s)

The Administration Program supports the following countywide outcome(s):

- An Efficient, Effective and Customer Service-Oriented Government
- A Healthy Community that Balances Strong Environmental Stewardship with the Development of Attainable Housing and a Sustainable Economic Development
- Reliable, Community-Focused Public Infrastructure - including roads, water and wastewater systems
- A Healthy and Sustainable Community
- Collaboration with County Council, and State, Federal, Private Sector and Non-Profit Partners

Population Served

As the liaison between the public and County Government, the Administration Program serves all facets of our community, residents and visitors alike. Individuals may call the Mayor's office for appropriate assistance and responses. In addition, mass communications are conveyed to the community through social media, press releases, and coordination with local news outlets.

Services Provided

In addition to its direct service to the public, the Administration Program provides leadership and organizational guidance to departmental operations in conjunction with the Department of Management. It identifies the key objectives, vision, mission, and goals to guide the creation of the County budget, and day-to-day County operations.

The Administration Program plans and executes programs that are in line with its goals and objectives, such as economic events that benefit the community, multi-department initiatives, and communication systems to keep the public well-informed. The program provides representation for the County of Maui for State, Federal and International matters.

Administration Program

Key Activity Goals & Measures

GOALS/OBJECTIVES	SUCCESS MEASUREMENTS	FY 2020 ACTUAL	FY 2021 ESTIMATE	FY 2022 ESTIMATE
Goal #1: Encourage public accessibility to County government.				
1. Provide assistance to constituents with concerns or issues relating to County government	# of correspondences (phone calls, letters, emails, etc.) from the public	8,129	7,500	7,500
	# of constituent outreach events (Budget meetings, community meetings, forums, open houses etc.)	N/A	20	20
Goal #2: Effectively disseminate accurate and relevant information to the public.				
1. Develop a working relationship with news agencies and provide timely information for dissemination to the public.	# of press releases drafted and submitted to news agencies	803	500	600
	# of social media engagements (Facebook, Twitter, Instagram, COM Connect)	46,533 Facebook 42,586 Twitter 7,375 Instagram	28,000	30,000
	# of direct communications to the public (Newspaper columns, radio show, TV programs)	N/A	75	125
Goal #3: Recruiting and vetting qualified individuals to become members of various boards and commissions.				
1. Recruit and attract individuals to serve on boards & commissions	# of individuals who applied to become potential members of boards & commissions	193	80	100
2. Conduct a comprehensive review of applicants for qualifications and ability to fulfill their duties as board members & commissioners	# of appointees transmitted to the Maui County Council	78	35	45
	# of Mayoral appointees confirmed by the Council	77	35	45
	% of Mayoral appointees successfully confirmed by the Maui County Council	100%	100%	100%
Goal #4: Maintain relationships with other governmental entities (local, State, Federal and International Governments).				
1. Foster relationships with government entities.	# of communications with sister cities and other International governments	15	25	20

Administration Program – Climate Change, Resiliency, and Sustainability

Program Description

The Climate Change, Resiliency, and Sustainability ("CCRS") Section, under the Office of the Mayor, is responsible for managing and facilitating the development, implementation, and monitoring of local government policies, programs, and initiatives that promote local environmental, energy, agricultural, social, and cultural resiliency. This office serves as the central point for gathering information and working with internal and external stakeholders on issues related to climate change, resiliency, and sustainability issues throughout the County.

CCRS will work to address climate change and the climate challenge by making a consorted effort to reduce emission, mitigating environmental impacts of our economic and energy systems, and promote indigenous land based solutions. Rebuilding these systems to deliver sustainable prosperity and economic health will ensure the equitable transition to sustainable practices for the benefit of all in our society. CCRS serves as a nexus to promote the right practices towards economic security, affordable energy and transportation services, healthier communities, and opportunities for all.

The CCRS sub-program is a combination of the Environmental Protection, Renewable Energy, and Energy Efficiency sub-programs previously under the Office of Economic Development.

Countywide Outcome(s)

The Climate Change, Resiliency, and Sustainability Office the following countywide outcome(s):

- An Affordable, Healthy, and Thriving Community
- A Strong, Diversified Economy
- An Environmentally Responsible and Sustainable Community
- Well-planned Public Infrastructure
- A Prepared, Safe, and Livable County
- Supports the County of Maui Strategic Plan: Climate Change Response and Mitigation to Promote Environmental Protection, Transition to Renewable Energy, Food Sovereignty, and Cultural Resiliency

Population Served

Island communities are the most vulnerable to intensifying wildfires, floods, rising seas, diseases, coral bleaching, droughts, and extreme weather. Island and indigenous communities are among the first to face the direct consequences of climate change, owing to their dependence upon and close relationship with the environment and its resources. Maui County, being comprised of four islands, sees similar challenges. Climate change exacerbates the difficulties already faced by vulnerable and indigenous communities, including political and economic marginalization, loss of land and resources, human rights violations, discrimination, and unemployment. CCRS works to address these challenges Countywide.

Services Provided

CCRS develops and implements sustainability and resiliency programs and policies within the County, relating to reducing the environmental footprint of the County and the community. CCRS oversees environmental policy development and implementation, including the Maui County Resiliency Strategy and Climate Action Plan.

Administration Program – Climate Change, Resiliency, and Sustainability

Services Provided (Cont'd)

Services aim to increase coordination, accountability, and collaboration among economic health, environmental services, and social sustainability functions. Combining these three functions together, known as the "the Triple Bottom Line," allows the County to make decisions in a holistic, long-term oriented way, rather than just focusing on the economic bottom line. The Triple Bottom Line will be used both in planning and daily-decision making. It allows the Office of the Mayor to prioritize areas of focus, based off of the potential impact of those three areas. These activities will effectively optimize the delivery of services to the community in an efficient, healthy, economically, and environmentally viable way.

Duties and Functions:

1. Seek local information from scientists; track climate change science and potential impacts on County properties, facilities, and operations.
2. Coordinate actions and policies of Departments within the County to:
   a) Increase community preparedness and advance equity for disproportionately impacted communities;
   b) Protect fiscal security and economic activity;
   c) Protect the coastal areas and beaches;
   d) Develop resilient infrastructure in response to the effects from climate change.
3. Develop or coordinate County policies and programs that will improve environmental performance of County operations and advance environmental priorities.
4. Integrate sustainable and environmental values into County plans, programs and policies.
5. Promote resiliency of communities and coastal areas.
6. Ensure long-term recovery planning to increase resiliency in the wake of natural and other disasters.
7. Coordinate with Federal, State and other local government agencies regarding climate change, sustainability and the environment.
8. Report to the Mayor and Council annually, at a minimum, regarding overall performance in meeting sustainability and environmental targets and objectives.

Key Activity Goals & Measures

GOALS/OBJECTIVES	SUCCESS MEASUREMENTS	FY 2020 ACTUAL	FY 2021 ESTIMATE	FY 2022 ESTIMATE
Goal #1: Work with all County Departments, State, and International agencies to address climate action, sustainability, and resiliency at multiple levels.				
1. Disseminate climate action resources to each Department	Number of resources provided	N/A	40	40
2. Coordinate monthly inter-departmental meetings for collaboration and breaking down silos	Number of networking meetings	N/A	12	15
3. "Crosswalk" and compare plans and departmental efforts	Number of inter-departmental efforts	N/A	10	10
4. Participate in inter-governmental collaborations	Number of collaborative efforts and meetings	N/A	30	30

Administration Program – Climate Change, Resiliency, and Sustainability

Key Activity Goals & Measures (Cont'd)

GOALS/OBJECTIVES	SUCCESS MEASUREMENTS	FY 2020 ACTUAL	FY 2021 ESTIMATE	FY 2022 ESTIMATE
Goal #2: Promote the active conservation and management of natural resources, including terrestrial, marine, coastal, rainforest, and streams by supporting existing and new partner organizations engaged in efforts to educate our community, control the spread of invasive species, and establish green jobs.				
1. Promote progressive environmental protection, including clean energy options, and agricultural/sustainability promotion	# of community groups reached	N/A	20	20
Goal #3: Climate mitigation efforts implemented Countywide.				
1. Formulate and implement a Climate Action Plan	# of formulated plans	N/A	1	2
	# of Best Management Practices (BMP's) identified	N/A	0	20
	# of BMP's implemented	N/A	5	10
2. Contract energy savings performance measures	# of Energy Efficiency Measures identified	N/A	20	25
	# of Investment Grade Audits (IGA's) of each Department	N/A	10	7
3. Support the County in transitioning to a clean vehicle fleet	Transition 10% of County vehicle fleet a year for the next ten years to meet 100% clean energy goals by 2030	N/A	3%	15%
4. Support the County in developing a public Electric Vehicle (EV) charging network	# of existing public EV charging sites that were upgraded	N/A	3	3
	# of new public EV charging sites installed in Maui County	N/A	2	7
Goal #4: Maui County moving towards a resilient future.				
1. Formulate and implement the Maui County Resiliency Strategy	# of community engagement meetings held	N/A	50	20
	Formulate/Modify Plan	N/A	Yes	Yes
	# of Action Steps identified	N/A	0	20
	# of Action Steps implemented	N/A	5	5

Note: New program established in FY 2021; FY 2020 Actuals are not applicable.

Administration Program

Program Budget Summary by Fiscal Year – General Fund

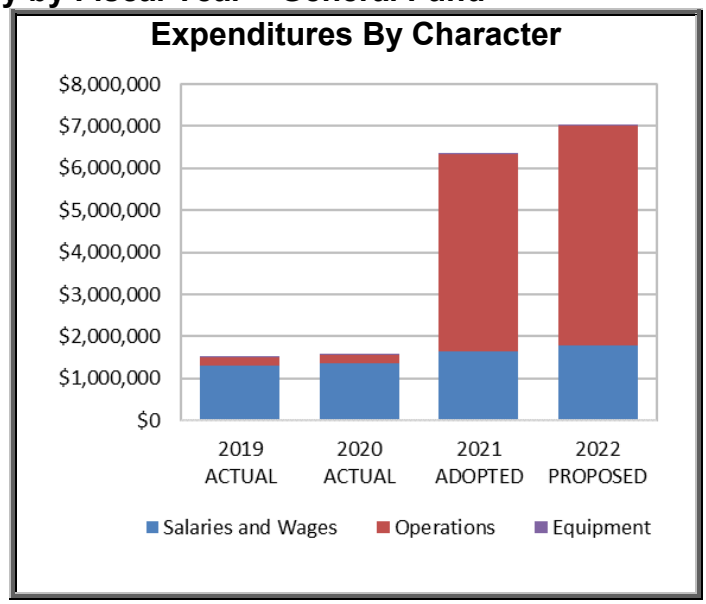

Expenditures Summary by Character & Object – General Fund

CHARACTER/ OBJECT DESCRIPTION	2019 ACTUAL	2020 ACTUAL	2021 ADOPTED	2022 PROPOSED	CHANGE AMOUNT	CHANGE PERCENT
Salaries and Wages						
OTHER PREMIUM PAY	$1,098	$306	$0	$0	$0	N/A
WAGES & SALARIES	$1,304,345	$1,357,556	$1,632,694	$1,777,637	$144,943	8.9%
Salaries and Wages Total	**$1,305,443**	**$1,357,863**	**$1,632,694**	**$1,777,637**	**$144,943**	**8.9%**
Operations						
MATERIALS & SUPPLIES	$16,453	$18,906	$27,000	$18,000	-$9,000	-33.3%
OTHER COSTS	$113,222	$124,492	$4,427,000	$3,433,600	-$993,400	-22.4%
SERVICES	$23,180	$15,351	$157,000	$1,682,000	$1,525,000	971.3%
TRAVEL	$46,415	$43,353	$62,932	$72,132	$9,200	14.6%
UTILITIES	$7,742	$12,819	$17,800	$19,100	$1,300	7.3%
Operations Total	**$207,011**	**$214,922**	**$4,691,732**	**$5,224,832**	**$533,100**	**11.4%**
Equipment						
LEASE PURCHASES	$9,945	$7,562	$11,000	$11,000	$0	N/A
Equipment Total	**$9,945**	**$7,562**	**$11,000**	**$11,000**	**$0**	**N/A**
Program Total	**$1,522,399**	**$1,580,347**	**$6,335,426**	**$7,013,469**	**$678,043**	**10.7%**

Administration Program

Personnel Summary by Position Title[2] – General Fund

POSITION TITLE	FY 2022 PROPOSED
Administrative Assistant I	3 Positions
Administrative Assistant II	8 Positions
Administrative Officer	1 Position
Economic Development Specialist II	2 Positions
Executive Assistant I	2 Positions
Executive Assistant II	1 Position
Executive Secretary to the Mayor	1 Position
Grants Management Operations Assistant	1 Position
Mayor	1 Position
Office Operations Assistant I	1 Position
Public Information Officer	1 Position
Secretary I	2 Positions

Continuation Budget Changes (+/- $10,000) from FY 2021 Adopted Budget

EXPLANATION OF BUDGET CHANGES	CHANGE AMOUNT	CHANGE E/P
Salaries and Wages		
903013A-5101 Regular Wages: Increase pursuant to Executive Order 2020-03 and the Collective Bargaining Agreement; position reallocations; position increased to full-time from 3/4-time; step movements; position filled at lower/higher step; position filled at a higher level; full year funding for FY21 expansion position.	$125,639	N/A
903018A-5101 Regular Wages: Increase pursuant to the Collective Bargaining Agreement; full year funding for FY21 expansion position.	$19,304	N/A
Operations		
MATERIALS & SUPPLIES:		
903013B-6060 Small Equipment - under $1000: Deletion of one-time appropriation for iPads, and health and safety related equipment.	-$10,000	
SERVICES:		
903018B-6132 Professional Services: Funding for Climate Action Plan and Resiliency Strategy moved to separate line items under grant subsidies.	-$145,000	
903115B-6132 Professional Services: Transfer from subobject 6317; to support environmental protection programs.	$25,000	
OTHER COSTS:		
903018B-6221 Miscellaneous Other Costs: Funding for EV Charging Station and Resiliency Hub moved to separate line items under grant subsidies.	-$300,000	
903115B-6317 County Grant Subsidy: Transfer to subobject 6132 for Environmental Protection.	-$25,000	
903119B-6317 County Grant Subsidy: Delete one-time FY 2021 appropriation for Renewable Energy Programs.	-$275,000	
903121B-6317 County Grant Subsidy: Delete Council-added proviso under Environmental Protection for South Maui Wetlands.	-$200,000	
903122B-6317 County Grant Subsidy: Delete Council-added proviso under Environmental Protection for Little Fire Ants.	-$700,000	

[2] The Office of the Mayor does not report equivalent personnel. The position titles listed on this table are for informational purposes only. Disbursement for salaries and premium pay is not restricted by Section 5 of the General Budget Provisions.

Administration Program

Continuation Budget Changes (+/- $10,000) from FY 2021 Adopted Budget (Cont'd)

EXPLANATION OF BUDGET CHANGES	CHANGE AMOUNT	CHANGE E/P
OTHER COSTS: (Cont'd)		
903123B-6317 County Grant Subsidy: Delete Council-added proviso under Environmental Protection for Eradicate Miconia/Other Invasive Species.	-$500,000	
903124B-6317 County Grant Subsidy: Delete Council-added proviso under Environmental Protection for Maui Nui Marine Resource Council.	-$225,000	
Equipment		
None.	$0	

Expansion Budget Request from FY 2021 Adopted Budget

EXPLANATION OF BUDGET CHANGES	CHANGE AMOUNT	CHANGE E/P
Salaries and Wages		
None.	$0	N/A
Operations		
MATERIALS & SUPPLIES:		
903018B-6037 Office Supplies: Administrative operating cost.	$1,000	
SERVICES:		
903119B-6132 Professional Services: To support renewable energy and energy efficiency projects, and greenhouse gas inventory updates.	$200,000	
903014B-6132 Professional Services: Electrification of Transportation - to support electrical vehicle (EV) charging operations and maintain additional charging stations.	$72,500	
903016B-6132 Professional Services: Climate action plan implementation; climate action data monitoring and reporting.	$150,000	
903017B-6132 Professional Services: Implementation of Resiliency Strategy.	$150,000	
903019B-6132 Professional Services: Implementation of Resiliency Hub Network.	$72,500	
903020B-6132 Professional Services: Climate Mitigation/Adaptation Program - indigenous and nature based solutions to climate change (moved from Finance - Countywide).	$1,000,000	
UTILITIES:		
903018B-6152 Cellular telephone: Administrative operating cost.	$1,300	
TRAVEL:		
903018B-6201 Airfare, Transportation: Travel to seminars and training.	$3,800	
903018B-6204 Mileage & Allow Rptble Non-Tax: Travel to seminars and training.	$2,400	
903018B-6222 Per Diem Non-Reportable: Travel to seminars and training.	$3,000	
OTHER COSTS:		
903018B-6212 Dues: Membership in industry-related organizations.	$6,400	
903018B-6221 Miscellaneous Other Costs: Administrative operating cost.	$1,200	
903018B-6230 Registration/Training Fees: Industry-related seminars and training.	$6,000	
903043B-6317 County grant subsidy: Increase costs for Akaku's coverage of Boards and Commission meetings.	$20,000	
903119B-6317 County grant subsidy: To support renewable energy and energy efficiency community projects.	$75,000	
903122B-6317 County grant subsidy: Restore $500,000 of funding for Little Fire Ants program.	$500,000	
903123B-6317 County grant subsidy: Restore $400,000 of funding for efforts to eradicate miconia and other invasive species.	$400,000	

Expansion Budget Request from FY 2021 Adopted Budget (Cont'd)

EXPLANATION OF BUDGET CHANGES	CHANGE AMOUNT	CHANGE E/P
OTHER COSTS: (Cont'd)		
903124B-6317 County grant subsidy: Restore $225,000 of funding to the Maui Nui Marine Resource Council program.	$225,000	
Equipment		
None.	$0	
TOTAL EXPANSION BUDGET	**$3,890,100**	**N/A**

County Grant Subsidy Detail – General Fund

Name of Grantee/Program	FY 2019 Actual	FY 2020 Actual	FY 2021 Adopted	FY 2022 Proposed
Akaku Boards & Commission Meetings	$80,000	$63,258	$80,000	$100,000
Renewable Energy Programs	$0	$0	$275,000	$75,000
Environmental Protection	$0	$0	$875,000	$850,000
Coqui Frog Eradication Project	$0	$0	$1,000,000	$1,000,000
Little Fire Ants	$0	$0	$700,000	$500,000
Eradicate Miconia/Other Invasive Species	$0	$0	$500,000	$400,000
Maui Nui Marine Resource Council	$0	$0	$225,000	$225,000
Maui Soil/Water Conservation Dist	$0	$0	$183,000	$183,000
Soil/Water Conservation – Molokai/Lanai	$0	$0	$30,000	$30,000
South Maui Wetlands	$0	$0	$200,000	$0
TOTAL	**$80,000**	**$63,258**	**$4,068,000**	**$3,363,000**

Note: *The Office of Economic Development's ("OED") Environmental Protection, and Renewable Energy and Energy Efficiency sub-programs have been transferred to the Climate Change, Resiliency, and Sustainability ("CCRS") sub-program under the Office of the Mayor. The County Grant Subsidy Detail FY 2021 Adopted and FY 2022 Proposed amounts are shown under the Office of the Mayor Administration Program, historical data is shown under OED.*

County Grant Subsidy Program Description

Akaku Boards & Commission Meetings

Funds are used to support the community's access to government through the video recording, production, broadcast, and distribution of County board, commission, and other significant meetings. Funding increased to allow for more coverage of Boards and Commissions.

Renewable Energy Programs

Support for renewable energy and energy efficiency programs for Maui County.

Environmental Protection

Support various environmental initiatives to address invasive species, restoration, conservation, and education.

Coqui Frog Eradication Project

To stop the spread of coqui frogs on Maui and Molokai by detecting new infestations, prevent further spread, eradicate, and reduce infestation levels across Maui, and engage the community in detection and control methods.

Little Fire Ants

To maintain survey and detection operations for Little Fire Ants ("LFA"), working towards eradication of all populations, and prevent additional introductions through education and outreach activities.

Eradicate Miconia/Other Invasive Species

To conduct Countywide detection, rapid response, control, education, and outreach of the highest-priority invasive species on Maui, Molokai, and Lanai, in order to protect the islands' environment, agriculture, economy, and quality of life.

Maui Nui Marine Resource Council

To support ongoing coastal water quality monitoring to include data collection on changes in sediment, nutrients, and pollutant levels along South Maui's coast. Funds will also be used to protect the Kihei reef track, which shelters south Maui's coastal areas from storm waves, provides habitat for marine life, and food for our residents.

Maui Soil/Water Conservation District

For clerical and technical support for the four Maui Soil and Water Conservation Districts (West Maui, Central Maui, Olinda-Kula and Hana), to carry out Soil and Water Conservation District programs.

Soil/Water Conservation Districts – Molokai and Lanai

For clerical and technical support for the Molokai-Lanai Soil and Water Conservation District to fulfill their responsibilities to the islands of Molokai and Lanai.

Program Budget Summary by Fiscal Year – Grant Revenue Fund

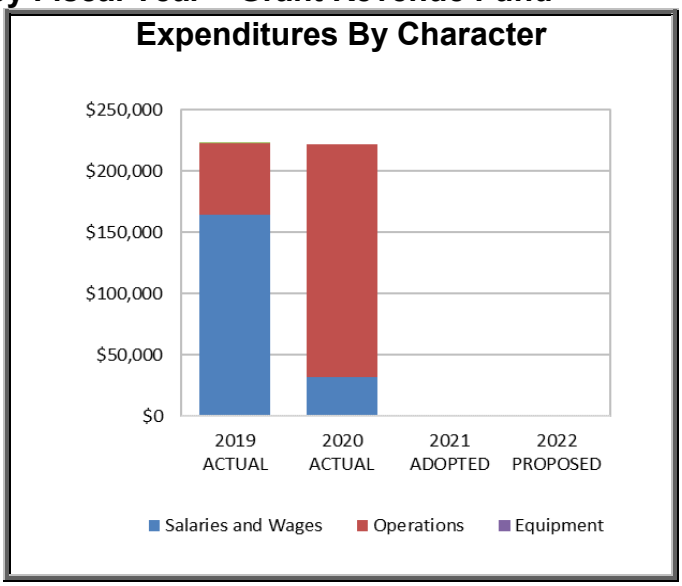

Expenditures Summary by Character & Object – Grant Revenue Fund

CHARACTER/ OBJECT DESCRIPTION	2019 ACTUAL	2020 ACTUAL	2021 ADOPTED	2022 PROPOSED	CHANGE AMOUNT	CHANGE PERCENT
Salaries and Wages						
OTHER PREMIUM PAY	$164,597	$4,961	$0	$0	$0	N/A
WAGES & SALARIES	$0	$26,759	$0	$0	$0	N/A
Salaries and Wages Total	**$164,597**	**$31,721**	**$0**	**$0**	**$0**	**N/A**
Operations						
MATERIALS & SUPPLIES	$224	$0	$0	$0	$0	N/A
OTHER COSTS	$11,371	$74,485	$0	$0	$0	N/A
SERVICES	$46,240	$0	$0	$0	$0	N/A
TRAVEL	$505	$0	$0	$0	$0	N/A
INTERFUND COST RECLASSIFICATION	$0	$115,264	$0	$0	$0	N/A
TRAVEL	**$58,339**	**$189,749**	**$0**	**$0**	**$0**	**N/A**
Equipment						
LEASE PURCHASES	$0	$0	$0	$0	$0	N/A
MACHINERY & EQUIPMENT	$0	$0	$0	$0	$0	N/A
Equipment Total	**$0**	**$0**	**$0**	**$0**	**$0**	**N/A**
Program Total	**$222,936**	**$221,469**	**$0**	**$0**	**$0**	**N/A**

Personnel Summary – Grant Revenue Fund

The Administration Program does not have personnel funded through the Grant Revenue Fund.

Administration Program

Summary by Grant Award

Grant Award Name	New grant	Required County match? Yes/No and Match $ or %	FY 2019 Adopted	FY 2020 Adopted	FY 2021 Adopted	FY 2022 Proposed
Hawaii State Commission on the Status of Women	No	No	$0	$6,000	$0	$0
TOTAL			**$0**	**$6,000**	**$0**	**$0**

Budget Program

Program Description

The mission of the Budget Office is to provide timely and accurate budget information and analysis to the Mayor, County Council, and Departments, including forecasting and fiscal policy recommendations.

Population Served

The Budget Office serves the citizens of Maui County and all Departments/agencies within the County, including the Office of the Mayor and County Council.

Services Provided

The Budget Office coordinates budget activities countywide, including developing the Mayor's proposed budget, finalizing the Council adopted budget details and program, generating budget amendments, grant revenue monitoring, and grant agreement review. The Office collaborates with Departments to create the Capital Improvement Program (CIP); provides budgetary support and guidance to Departments; performs budgetary forecasting and analysis; and engages in long-range financial planning. The Budget Office reviews all out-of-state travel requests, unbudgeted equipment purchases, and manpower requests.

The Budget Office did not escape the impacts of COVID-19. Throughout the year, the Budget staff stepped forward to assist with the implementation of CARES Act funding by assisting the Department of Finance with monitoring and reporting of the use of the funds. The Budget staff also stepped up to assist with the MEO HELP program and Kokua Maui County Small Business Recovery and Relief Fund program, along with food drives and special events for Halloween and Christmas. The Budget Office was awarded the Distinguished Budget Award from the Government Finance Officers Association ("GFOA") for FY 2021. During the fourth quarter of FY 2021, the Budget Office will begin planning for the implementation of the Central Square budget module for the FY 2023 Budget proposal.

Key Activity Goals & Measures

GOALS/OBJECTIVES	SUCCESS MEASUREMENTS	FY 2020 ACTUAL	FY 2021 ESTIMATE	FY 2022 ESTIMATE
Goal #1: Provide the highest quality budget management for the County to protect its fiscal integrity.				
1. Develop a financially sound budget by improving the use and control of operating and capital budget resources	Emergency Fund maintained at 20% General Fund (GF) operating expenditure	19.7%	20%	20%
	Bond Rating of AA+ or higher	AA+	AA+	AA+
	Receipt of the GFOA Distinguished Budget Award	Yes	Yes	Yes
	% by which actual GF expenditures vary from budget appropriated	≤ 5%	≤ 5%	≤ 5%

Key Activity Goals & Measures (Cont'd)

GOALS/OBJECTIVES	SUCCESS MEASUREMENTS	FY 2020 ACTUAL	FY 2021 ESTIMATE	FY 2022 ESTIMATE
Goal #2: Enhance community access to reliable budget information regarding County programs and capital projects.				
1. Provide public with budget summary or synopsis and make available the FY Budget on the county website	# of budget summary/synopsis printed for distribution at various County events/ meetings	600	1,000	500
Goal #3: Attract and retain highly qualified and energetic individuals to carry out the mission of the Budget Office.				
1. Develop, improve, and/or maintain the professional skills of all employees at a high level through such activities as attendance at workshops, seminars, and conferences	# of trainings offered in a fiscal year to staff within the Budget Office	3	4	4
	% of staff within the Budget Program who believe that training received in the last 4 months helped improve their job performance	100%	100%	100%

Program Budget Summary by Fiscal Year – General Fund

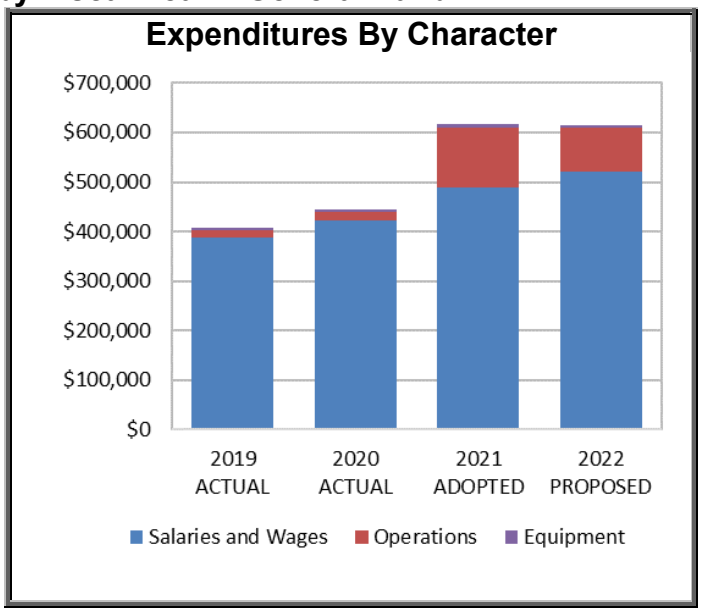

Expenditures Summary by Character & Object – General Fund

CHARACTER/ OBJECT DESCRIPTION	2019 ACTUAL	2020 ACTUAL	2021 ADOPTED	2022 PROPOSED	CHANGE AMOUNT	CHANGE PERCENT
Salaries and Wages						
OTHER PREMIUM PAY	$34,529	$7,487	$17,500	$17,500	$0	N/A
WAGES & SALARIES	$352,605	$415,489	$470,964	$502,404	$31,440	6.7%
Salaries and Wages Total	**$387,134**	**$422,975**	**$488,464**	**$519,904**	**$31,440**	**6.4%**
Operations						
MATERIALS & SUPPLIES	$5,640	$8,512	$9,000	$6,000	-$3,000	-33.3%
OTHER COSTS	$2,139	$460	$87,950	$7,950	-$80,000	-91.0%
SERVICES	$4,497	$6,348	$9,547	$59,547	$50,000	523.7%
TRAVEL	$4,114	$787	$14,450	$14,450	$0	N/A
UTILITIES	$437	$1,199	$1,200	$1,200	$0	N/A
Operations Total	**$16,827**	**$17,306**	**$122,147**	**$89,147**	**-$33,000**	**-27.0%**
Equipment						
LEASE PURCHASES	$4,567	$5,055	$6,000	$6,000	$0	N/A
Equipment Total	**$4,567**	**$5,055**	**$6,000**	**$6,000**	**$0**	**N/A**
Program Total	**$408,528**	**$445,337**	**$616,611**	**$615,051**	**-$1,560**	**-0.3%**

Personnel Summary by Position Title[3] – General Fund

POSITION TITLE	FY 2022 PROPOSED
Budget Director	1 Position
Budget Specialist II	1 Position
Budget Specialist III	1 Position
Budget Specialist V	2 Positions
Grants Specialist II	1 Position

Continuation Budget Changes (+/- $10,000) from FY 2021 Adopted Budget

EXPLANATION OF BUDGET CHANGES	CHANGE AMOUNT	CHANGE E/P
Salaries and Wages		
903023A-5101 Regular Wages: Increases pursuant to Executive Order 2020-03 and the Collective Bargaining Agreement; position reallocation.	$31,440	N/A
Operations		
903023B-6244 Computer Software: Deletion of one-time appropriation for Central Square Budget Module.	-$80,000	
Equipment		
None.	$0	

[3] The Office of the Mayor does not report equivalent personnel. The position titles listed on this table are for informational purposes only. Disbursement for salaries and premium pay is not restricted by Section 5 of the General Budget Provisions.

Expansion Budget Request from FY 2021 Adopted Budget

EXPLANATION OF BUDGET CHANGES	CHANGE AMOUNT	CHANGE E/P
Salaries and Wages		
None.	$0	N/A
Operations		
SERVICES:		
903023B-6132 Professional Services: For training and implementation of Central Square Budget Module.	$50,000	
Equipment		
None.	$0	
TOTAL EXPANSION BUDGET	**$50,000**	**N/A**

Economic Development Program

Program Description

The Office of Economic Development ("OED") promotes and nurtures sustainable economic development within Maui County, consistent with the community's needs and priorities. The Economic Development Program is divided into the following sub-programs: Administration; Grant Awards; Grants Management; Agriculture; Film Industry; Technology Initiatives; Business Development; Workforce Development; Grant Writing; and two Business Resource Centers (on Maui and Moloka'i). OED is currently staffed by 17 employees: One Director; three staff members in the Maui County Business Resource Center/Maui American Job Center; two staff members in the Kuha'o Business Center (Molokai); an agricultural specialist; a business development specialist; a film commissioner; a grants manager and two grants specialists; a technology specialist; a grant writer; a Workforce Investment Opportunity Act (WIOA) Executive Director and Fiscal Specialist; and an Office Manager.

Countywide Outcome(s)

The Administration Program supports the following countywide outcome(s):

- An Affordable, Healthy, and Thriving Community
- A Strong Diversified Economy
- An Environmentally Responsible and Sustainable Community
- A Prepared, Safe, and Livable County

Population Served

OED serves Maui County businesses, non-profits, all people involved in the film industry, various agriculture sectors, job seekers and employers, business development, economic development and diversification projects, and organizations producing cultural and arts events.

Services Provided

OED provides business education & development, promotion, events, and networking services. It assists with special events (with appropriate safety protocols) and opportunities to enhance businesses and non-profit organization events that fit with the mission of this division. OED provides grant funding for cultural and arts events, and assumes the role as agriculture advocate, film industry advocate, technology industry advocate, and provides business development assistance and consultation. OED also seeks outside funding via grant applications and provides permitting assistance to those seeking approval for film production.

External Factors

COVID-19 continues to have a devastating impact on our economy, affecting both our local businesses and residents throughout Maui County. OED established numerous programs in 2020 to assist small businesses, farmers, ranchers, workforce development, job seekers, and employer assistance. OED's efforts need to continue to assist and support our businesses modify their operations to remain/stay open; assist our farmers and ranchers to seek innovative programs and adapt to doing business in a new economic time; assist our workforce with re-training, upskilling and job searches; matching job seekers with employers to build a healthy and strong workforce; and a marketing campaign to encourage residents and visitors alike to "Buy Local/Shop Local."

.

Economic Development Program

Key Activity Goals & Measures

GOALS/OBJECTIVES	SUCCESS MEASUREMENTS	FY 2020 ACTUAL	FY 2021 ESTIMATE	FY 2022 ESTIMATE
Goal #1: Foster job creation within Maui County with new and expanding businesses.				
1. Initiate programs, conferences, and training	# of events, conferences, and training initiated by the OED	4	60	40
2. Partner with business development organizations throughout the County by supporting and promoting their efforts, and reduce redundancy in services.	# of partners in the Maui Business Development Strategic Alliance	14	15	15
Goal #2: Sustain existing jobs within Maui County by helping existing businesses.				
1. Promote Maui's unique towns and their businesses and advocate for the critical needs of each town.	# of town driven activities and/or events	36	46	20

Program Budget Summary by Fiscal Year – General Fund

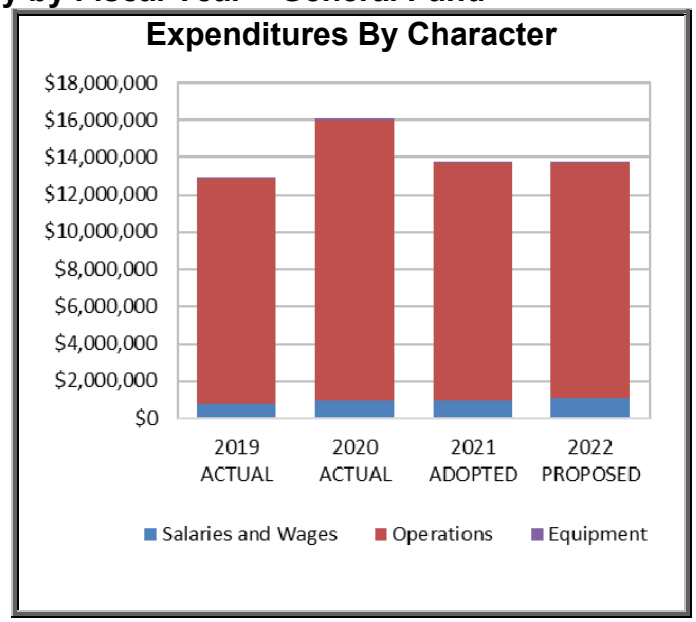

Economic Development Program

Expenditures Summary by Character & Object – General Fund

CHARACTER/ OBJECT DESCRIPTION	2019 ACTUAL	2020 ACTUAL	2021 ADOPTED	2022 PROPOSED	CHANGE AMOUNT	CHANGE PERCENT
Salaries and Wages						
OTHER PREMIUM PAY	-$946	$196	$0	$0	$0	N/A
WAGES & SALARIES	$786,031	$933,108	$940,511	$1,089,692	$149,181	15.9%
Salaries and Wages Total	**$785,085**	**$933,304**	**$940,511**	**$1,089,692**	**$149,181**	**15.9%**
Operations						
MATERIALS & SUPPLIES	$22,080	$25,968	$21,250	$21,250	$0	N/A
OTHER COSTS	$11,809,007	$14,768,377	$12,612,142	$12,461,394	-$150,748	-1.2%
SERVICES	$152,575	$205,035	$55,340	$60,340	$5,000	9.0%
TRAVEL	$94,516	$59,089	$89,600	$89,600	$0	N/A
UTILITIES	$20,119	$21,532	$18,957	$18,957	$0	N/A
INTERFUND COST RECLASSIFICATION	-$8,923	-$8,923	$0	$0	$0	N/A
Operations Total	**$12,089,374**	**$15,071,078**	**$12,797,289**	**$12,651,541**	**-$145,748**	**-1.1%**
Equipment						
LEASE PURCHASES	$4,876	$4,736	$5,041	$5,041	$0	N/A
Equipment Total	**$4,876**	**$4,736**	**$5,041**	**$5,041**	**$0**	**N/A**
Program Total	**$12,879,335**	**$16,009,119**	**$13,742,841**	**$13,746,274**	**$3,433**	**0.0%**

Personnel Summary by Position Title[4] - General Fund

POSITION TITLE	FY 2022 PROPOSED
Administrative Assistant I	1 Position
Administrative Assistant II	1 Position
Clerk II	1 Position
Economic Development Director	1 Position
Economic Development Specialist II	6 Positions
Economic Development Specialist III	3 Positions
Grants Coordinator	1 Position
Grants Management Program Specialist II	1 Position
Grants Management Program Specialist IV	1 Position
Office Operations Assistant I	1 Position

Continuation Budget Changes (+/- $10,000) from FY 2021 Adopted Budget

EXPLANATION OF BUDGET CHANGES	CHANGE AMOUNT	CHANGE E/P
Salaries and Wages		
903039A-5101 Regular Wages: Increases pursuant to Executive Order 2020-03 and the Collective Bargaining Agreement; step movements; position filled at lower step; position reallocation; full funding for two positions previously funded partially by the HTA County Product Enrichment Program grant (grant will not be provided for FY 2022); full year funding for FY21 expansion position.	$149,181	N/A
Operations		
OTHER COSTS:		
903024B-6317 County grant subsidy: Deletion of proviso for East Maui Economic Development and Cultural Programs, for Hana Arts.	-$30,000	

[4] The Office of the Mayor does not report equivalent personnel. The position titles listed on this table are for informational purposes only. Disbursement for salaries and premium pay is not restricted by Section 5 of the General Budget Provisions.

Economic Development Program

Continuation Budget Changes (+/- $10,000) from FY 2021 Adopted Budget (Cont'd)

EXPLANATION OF BUDGET CHANGES	CHANGE AMOUNT	CHANGE E/P
Operations (Cont'd)		
OTHER COSTS: (Cont'd)		
903026B-6317 County grant subsidy: Deletion of proviso for Haiku-Makawao-Paia Economic Development and Cultural Programs, for the Haiku Hoolaulea & Flower Festival.	-$25,000	
903028B-6317 County grant subsidy: Deletion of proviso for Wailuku Economic Development and Cultural Programs, for Wailuku First Friday events.	-$25,000	
903037B-6317 County grant subsidy: Restore funds for Haiku-Makawao-Paia Economic Development and Cultural Programs.	$50,000	
903042B-6317 County grant subsidy: Restore funds for Molokai Economic Development and Cultural Programs.	$35,000	
903053B-6317 County grant subsidy: Restore funds for South Maui Economic Development and Cultural Programs.	$85,000	
903057B-6317 County grant subsidy: Deletion of proviso for South Maui Economic Development and Cultural Programs, for Whale Day Festival.	-$60,000	
903058B-6317 County grant subsidy: Restore funds for Wailuku Economic Development and Cultural Programs.	$25,000	
903060B-6317 County grant subsidy: Deletion of proviso for South Maui Economic Development and Cultural Programs, for Kihei Fourth Friday events.	-$25,000	
903086B-6317 County grant subsidy: Deletion of proviso for Molokai Economic Development and Cultural Programs, for Ka Molokai Makahiki, Inc.	-$20,000	
903094B-6317 County grant subsidy: Restore funds for Pukalani-Kula-Ulupalakua Economic Development and Cultural Programs.	$25,000	
903112B-6317 County grant subsidy: Deletion of one-time FY 2021 appropriation for Molokai Diversified Ag Program.	-$244,748	
903140B-6317 County grant subsidy: Deletion of proviso for Paia-Haiku Economic Development and Cultural Programs, for the management, maintenance, and security of the Hamakualoa Open Space Preserve.	-$25,000	
903141B-6317 County grant subsidy: Deletion of proviso for Molokai Economic Development and Cultural Programs, for Molokai Community Service Council.	-$15,000	
903203B-6317 County grant subsidy: Deletion of one-time FY2021 appropriation for Ag Promotion - Strategic Plan Alignment.	-$85,000	
903204B-6317 County grant subsidy: Deletion of proviso for East Maui Economic Development and Cultural Programs, for the East Maui Taro Festival.	-$16,000	
903214B-6317 County grant subsidy: Restore funds for East Maui Economic Development and Cultural Programs.	$133,000	
903228B-6317 County grant subsidy: Deletion of one-time appropriation for the Nisei Veterans Memorial Center, Cultural Center.	-$100,000	
903231B-6317 County grant subsidy: Festivals of Aloha event will be virtual.	-$40,000	
903238B-6317 County grant subsidy: Deletion of proviso for East Maui Economic Development and Cultural Programs, for Hana Canoe Club.	-$10,000	
903249B-6317 County grant subsidy: Restore funds for Kahului Economic Development and Cultural Programs.	$140,000	
903256B-6317 County grant subsidy: Deletion of proviso for Pukalani-Kula-Ulupalakua Economic Development and Cultural Programs, for Hui No'eau Visual Art Center, Art with Aloha program.	-$25,000	
903273B-6317 County grant subsidy: Deletion of proviso for Kahului Economic Development and Cultural Programs, for Binhi at Ani Community Center renovations and equipment upgrades.	-$25,000	

Economic Development Program

Continuation Budget Changes (+/- $10,000) from FY 2021 Adopted Budget (Cont'd)

EXPLANATION OF BUDGET CHANGES	CHANGE AMOUNT	CHANGE E/P
Operations (Cont'd)		
OTHER COSTS: (Cont'd)		
903274B-6317 County grant subsidy: Deletion of proviso for Kahului Economic Development and Cultural Programs, for Economic Diversification.	-$75,000	
903275B-6317 County grant subsidy: Deletion of proviso for Kahului Economic Development and Cultural Programs, for Maui Food Tech Center - Maui Sunday Market.	-$25,000	
903276B-6317 County grant subsidy: Deletion of proviso for Kahului Economic Development and Cultural Programs, to produce an educational video on the Ahupua'a Sign Project and the Ahupua'a System.	-$15,000	
903289B-6317 County grant subsidy: Continued support of Lahaina Boat Day program.	-$15,000	
903292B-6317 County grant subsidy: Deletion of proviso for East Maui Economic Development and Cultural Programs, for Holani Hale - Hana Business Council.	-$10,000	
903294B-6317 County grant subsidy: Deletion of proviso for East Maui Economic Development and Cultural Programs, for the Kapahu Living Farm, Kipahulu Kitchen, Malama I Ke Kai, and other agricultural and ahupua'a management projects.	-$15,000	
903296B-6317 County grant subsidy: Deletion of proviso for Technology in Business Promotion programs, for Maui ESG Project Phase II.	-$150,000	
903297B-6317 County grant subsidy: Deletion of proviso for Technology in Business Promotion programs, for Reginitech Feasibility Study.	-$50,000	
903298B-6317 County grant subsidy: Deletion of proviso for East Maui Economic Development and Cultural Programs, for Mahele Farms.	-$20,000	
903303B-6317 County grant subsidy: Deletion of Council added proviso for Maui County Farm Bureau - Meat Processing Equipment, Upgrades & Maintenance.	-$25,000	
903304B-6317 County grant subsidy: Deletion of one-time FY 2021 appropriation for the West Maui KAEC Family Farming Program.	-$65,000	
903308B-6317 County grant subsidy: Continuation of support to agricultural industry.	-$1,000,000	
Equipment		
None	$0	

Expansion Budget Request from FY 2021 Adopted Budget

EXPLANATION OF BUDGET CHANGES	CHANGE AMOUNT	CHANGE E/P
Salaries and Wages		
None.	$0	N/A
Operations		
SERVICES:		
903229B-6101 Advertisement: Increase marketing efforts for film industry in Maui County.	$5,000	
OTHER COSTS:		
903203B-6317 County grant subsidy: Increase support for agricultural industry.	$135,000	
903229B-6221 Miscellaneous Other Costs: Increased film industry program costs.	$9,000	
903265B-6317 County grant subsidy: Increase support for changes in business environments.	$200,000	
903278B-6317 County grant subsidy: Increase support of small businesses.	$100,000	
903302B-6317 County grant subsidy: Includes one-time $100,000 appropriation for Vacuum Cooling Processing Plant for Maui County Farm Bureau.	$125,000	

Economic Development Program

Expansion Budget Request from FY 2021 Adopted Budget (Cont'd)

EXPLANATION OF BUDGET CHANGES	CHANGE AMOUNT	CHANGE E/P
Operations (Cont'd)		
OTHER COSTS: (Cont'd)		
903125B-6317 County grant subsidy: Funding to support new agriculture partnership with Hawaii Taro Farm.	$360,000	
903846B-6317 County grant subsidy: Increase support of culture and arts programs.	$150,000	
903869B-6317 County grant subsidy: One-time increase for equipment for value-added production for Molokai Livestock Cooperative.	$125,000	
903127B-6317 County grant subsidy: To support Council for Native Hawaiians, for "Pop Up Makeke" for small businesses.	$175,000	
903126B-6317 County grant subsidy: To support Lahaina Town Action Committee, for Lahaina Town Parties, Halloween events in Lahaina and Central Maui.	$50,000	
903128B-6317 County grant subsidy: To market Maui County's venues and support Maui County athletics.	$200,000	
Equipment		
None	$0	
TOTAL EXPANSION BUDGET	**$1,634,000**	**N/A**

Program Budget Summary by Fiscal Year – Grant Revenue Fund

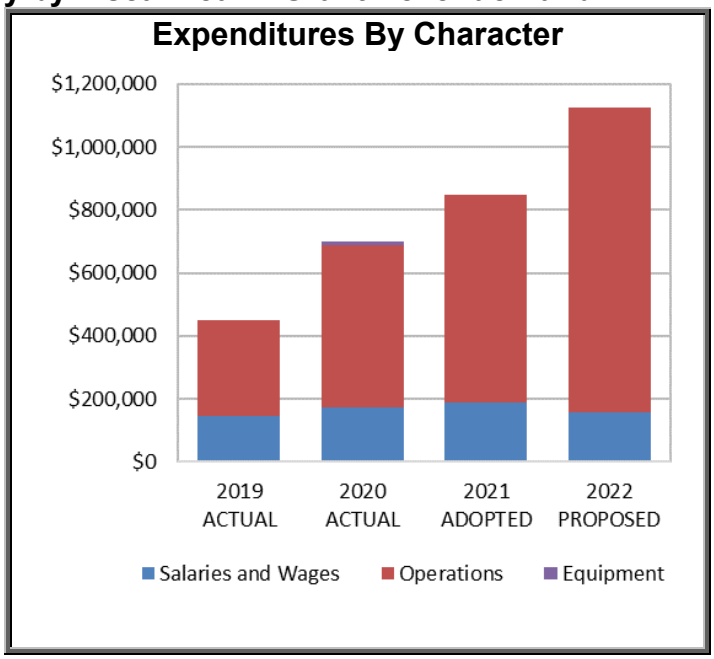

Economic Development Program

Expenditures Summary by Character & Object – Grant Revenue Fund

CHARACTER/ OBJECT DESCRIPTION	2019 ACTUAL	2020 ACTUAL	2021 ADOPTED	2022 PROPOSED	CHANGE AMOUNT	CHANGE PERCENT
Salaries and Wages						
OTHER PREMIUM PAY	$0	$52	$7,614	$0	-$7,614	-100.0%
WAGES & SALARIES	$147,782	$172,052	$180,263	$158,676	-$21,587	-12.0%
Salaries and Wages Total	**$147,782**	**$172,104**	**$187,877**	**$158,676**	**-$29,201**	**-15.5%**
Operations						
MATERIALS & SUPPLIES	$3	$3,857	$0	$0	$0	N/A
OTHER COSTS	$5,354	$32,785	$2,000	$6,000	$4,000	200.0%
SERVICES	$229,988	$308,504	$432,523	$838,459	$405,936	93.9%
SPECIAL PROJECTS	$0	$0	$20,000	$0	-$20,000	-100.0%
TRAVEL	$221	$4,802	$12,700	$12,700	$0	N/A
UTILITIES	$0	$187	$0	$0	$0	N/A
INTERFUND COST RECLASSIFICATION	$66,023	$165,483	$194,900	$110,165	-$84,735	-43.5%
Operations Total	**$301,588**	**$515,618**	**$662,123**	**$967,324**	**$305,201**	**46.1%**
Equipment						
MACHINERY & EQUIPMENT	-$91	$10,535	$0	$0	$0	N/A
Equipment Total	**-$91**	**$10,535**	**$0**	**$0**	**$0**	**N/A**
Program Total	**$449,279**	**$698,258**	**$850,000**	**$1,126,000**	**$276,000**	**32.5%**

Personnel Summary by Position Title - Grant Revenue Fund

POSITION TITLE	FY 2021 ADOPTED
Administrative Assistant I (0.5 FTE)	1 Position
Economic Development Specialist II	2 Positions

Summary by Grant Award

Grant Award Name	New grant	Required County match? Yes/No and Match $ or %	FY 2019 Adopted	FY 2020 Adopted	FY 2021 Adopted	FY 2022 Proposed
City and County of Honolulu	No	No	$0	$20,000	$20,000	$0
Hawaii State Department of Business, Economic Development & Tourism	No	No	$2,500	$0	$0	$0
Hawaii State Energy Office	No	No	$25,000	$0	$0	$0
Hawaii Tourism Authority (HTA) – County Product Enrichment Program	No	No	$70,000	$70,000	$150,000	$0
Innovate Hawaii	No	No	$10,000	$0	$0	$0
Workforce Innovation and Opportunity Act (WIOA)	No	No	$661,169	$575,000	$575,000	$1,126,000
TOTAL			**$768,669**	**$665,000**	**$665,000**	**$1,126,000**

Grant Award Description
Workforce Innovation and Opportunity Act (WIOA)

The Federal Workforce Innovation and Opportunity Act (WIOA) was signed into law by President Barack Obama on July 22, 2014 and replaces the Workforce Investment Act of 1998. WIOA is designed to help job seekers access employment, education, training, and support services in order to support a job-driven public workforce system that seeks to link talents in the community with local businesses. WIOA also incorporates the Rapid Response program as an element of service delivery. WIOA brings together, in strategic partnerships at the Maui American Job Center, thirteen stakeholders that include Maui Economic Opportunity, Job Corps, several divisions of the Hawaii State Department of Labor, the Hawaii State Division of Vocational Rehabilitation, and the Hawaii State Department of Education.

Economic Development Program – Grant Awards

Program Description

OED's Grant Award program is a sub-program under the Economic Development Program. This sub-program has our grant writer finding external funding (outside of the County of Maui) to support OED's economic development (small business, agriculture, technology, workforce development and training) initiatives.

Key Activity Goals & Measures

GOALS/OBJECTIVES	SUCCESS MEASUREMENTS	FY 2020 ACTUAL	FY 2021 ESTIMATE	FY 2022 ESTIMATE
Goal #1: Obtain external funding from grants and other sources for OED initiatives.				
1. Initiate grant applications	# of grant applications submitted	N/A	10	10
	# of grant applications successfully awarded	N/A	3	4
	Total $ value of grants awarded	N/A	$250,000	$500,000

Economic Development Program – Grants Management

Program Description

Grants Management under the Economic Development Program is responsible for administering and managing grants funds in an efficient and timely manner, to enable grantees to carry out their projects effectively. These projects add or stimulate economic development in their respective areas or throughout Maui County.

This program also includes efforts to support small businesses, as well as provide workforce development programs to assist the youth, job seekers, and employers in Maui County. Technology Economy Initiatives are also promoted to strengthen the technology based segment of Maui County's economy, by focusing on workforce development trends, and working with stakeholders in targeted industries and the Maui Economic Development Board, Inc.

Population Served

OED's Grants Management serves Maui County businesses, non-profit business organizations, non-profit community organizations, environmental organizations, culture and the arts organizations, and industry related agencies.

Services Provided

OED's Grants Management provides grant administration, management services, and training on grant application, county invoicing, payment, and reporting procedures. The table below details Total County Grant Subsidies from the Economic Development Program, by year.

Key Activity Goals & Measures

GOALS/OBJECTIVES	SUCCESS MEASUREMENTS	FY 2020 ACTUAL	FY 2021 ESTIMATE	FY 2022 ESTIMATE
Goal #1: Creating a process that awards strong, relevant projects to organizations that positively impact Maui County's economy.				
1. Educate potential grant applicants on OED grant funding guidelines and procedures	# of OED grants workshops offered annually to the public	0	5	3
	Average processing days for grant execution	66	50	60
Goal #2: Provide support to grantees to ensure contract compliance and program monitoring.				
1. Provide assistance, troubleshooting, intervention, and grantee consultation.	# of new grants executed in the fiscal year	125	115	115
Goal #3: Foster technology job creation within Maui County				
1. Initiate a stakeholder group	# of stakeholders	N/A	10	5
2. Establish a "recruiting database" of former Maui County residents in technology	# recruits in database	N/A	50	50

Economic Development Program – Grants Management

County Grant Subsidy Detail

Name of Grantee/Program	FY 2019 Actual	FY 2020 Actual	FY 2021 Adopted	FY 2022 Proposed
Grants and Disbursements for Business Development & Technology				
4th of July Parade	$0	$15,000	$0	$0
Academy of Hospitality/Tourism	-$11,718	$0	$0	$0
Agricultural and Ahupua'a Management Projects	$0	$0	$15,000	$0
Aha Kukui O Molokai	$0	$10,000	$0	$0
Ahupuaa Sign Project	$0	$25,000	$0	$0
Barrio Fiesta	$17,000	$0	$0	$0
Binhi at Ani Community Center	$0	$0	$25,000	$0
Brilliant Minds Media – Ahupua'a System	$0	$0	$15,000	$0
Business Research Library	$69,973	$70,000	$70,000	$70,000
Christmas Electric Golf Cart Parade	$0	$10,685	$0	$0
Council for Native Hawaiians	$0	$0	$0	$175,000
East Maui Economic Development and Cultural Programs	$125,961	$4,945	$7,000	$140,000
East Maui Taro Festival	$0	$0	$16,000	$0
Economic Diversification	$0	$0	$75,000	$0
Friends of Old Maui High School	$58,693	$65,000	$65,000	$60,000
Hana Arts	$0	$30,000	$30,000	$0
Hana Canoe Club	$0	$10,000	$10,000	$0
Hana Cultural Center	$0	$0	$5,000	$0
Hana Festivals of Aloha	$0	$5,000	$0	$0
Haiku Hoolaulea	$0	$25,000	$25,000	$0
Haiku-Makawao-Paia Economic Development & Cultural Programs	$135,911	$102,054	$90,000	$140,000
Hawaii Farm Bureau	$0	$10,000	$0	$0
Holani Hale – Hana Business Council / HEPT	$0	$0	$10,000	$0

Economic Development Program – Grants Management

County Grant Subsidy Detail (Cont'd)

Name of Grantee/Program	FY 2019 Actual	FY 2020 Actual	FY 2021 Adopted	FY 2022 Proposed
Hui O Waa Kaulua	$25,000	-$5,885	$0	$0
Ka Ipu Kukui Fellows Leadership	$25,000	$34,000	$34,000	$34,000
Ka Molokai Makahiki, Inc.	$0	$20,000	$20,000	$0
Kahanu Gardens for La Makuahine	$0	$0	$5,000	$0
Kahului Economic Development and Cultural Programs	$39,876	$140,000	$0	$140,000
Kihei Fourth Friday Events	$25,001	$25,000	$25,000	$0
Kipahulu Ohana	$0	$10,000	$0	$0
KOKO FM Radio	$0	$0	$3,500	$0
LahainaTown Action Committee	$0	$0	$0	$50,000
Lanai Economic Development & Cultural Grant	$103,084	$115,630	$140,000	$140,000
Living Pono Project	$25,000	$0	$0	$0
Lokahi Pacific – Festivals of Aloha Hana	$0	$0	$5,000	$0
Ma Ka Hana Ka Ike, Inc.	$95,000	$125,000	$352,500	$345,000
Made in Maui County Festival	$100,000	$100,000	$80,000	$80,000
Mahele Farms	$0	$0	$20,000	$0
Makawao Third Fridays	$0	$16,500	$0	$0
Malama Hamakua Maui – Hamakualoa Open Space Preserve	$0	$0	$25,000	$0
Maui Economic Development Board, Inc.	$785,000	$850,000	$900,000	$900,000
Maui Economic Development Board, Inc. StemWorks AFTER School	$0	$200,000	$225,000	$225,000
Maui Economic Development Board Healthcare Partnership	$50,000	$50,000	$60,000	$60,000
Maui Economic Development Board – Maui County Public High Schools Auto Program Model	$45,000	$45,000	$60,000	$60,000
Maui Economic Opportunity, Inc. for Microenterprise Program	$263,500	$278,250	$285,000	$285,000
MEDB Molokai Schools	$25,000	$25,000	$25,000	$25,000
Maui ESG Initiatives Conference	$0	$75,000	$0	$0

Economic Development Program – Grants Management

County Grant Subsidy Detail (Cont'd)

Name of Grantee/Program	FY 2019 Actual	FY 2020 Actual	FY 2021 Adopted	FY 2022 Proposed
Maui ESG Project Phase II	$0	$0	$150,000	$0
Maui Fil-Am Foundation	$14,450	$0	$0	$0
Maui Food Tech Center – Maui Sunday Market	$0	$0	$25,000	$0
Maui Historical Society	$25,000	$0	$0	$0
Molokai Community Service Council	$0	$0	$15,000	$0
Molokai Community Service Council – Joy to the World Electric Parade	$0	$9,267	$0	$0
Molokai Economic Development & Cultural Programs	$138,269	$33,722	$105,000	$140,000
Molokai Economic Development Study	-$9,017	$0	$0	$0
Na Mamo O Muolea – Limu Festival	$0	$6,000	$6,000	$0
Nisei Veterans Memorial	$0	$2,000	$0	$0
North Waipuilani Park	$0	$20,000	$0	$0
Pukalani-Kula-Ulupalakua Economic Development & Cultural Programs	$134,250	$67,236	$115,000	$140,000
Reginitech Feasibility Study	$0	$0	$50,000	$0
Small Business Promotion	$47,917	$45,252	$100,000	$200,000
South Maui Cultural/Economic Development Programs	$89,978	$12,387	$55,000	$140,000
Sports and Events	$0	$0	$0	$200,000
Sustainable Molokai	$0	$25,000	$0	$0
Technology Business Promotion	$0	$243,095	$400,000	$600,000
Town Party Marketing	$10,000	$0	$0	$0
UH Maui College Cooperative Education Program	$0	$0	$75,000	$75,000
Wailuku Cultural/Economic Development Programs	$0	$87,645	$115,000	$140,000
Wailuku First Friday Events	$25,000	$50,000	$25,000	$0
West Maui Cultural/Economic Development Programs	$139,999	$122,070	$140,000	$140,000
Whale Day Festival	$25,000	$60,000	$60,000	$0

Economic Development Program – Grants Management

County Grant Subsidy Detail (Cont'd)

Name of Grantee/Program	FY 2019 Actual	FY 2020 Actual	FY 2021 Adopted	FY 2022 Proposed
TOTAL BUSINESS DEVELOPMENT & TECHNOLOGY	$2,643,127	$3,269,853	$4,159,000	$4,704,000

County Grant Subsidy Program Description

Business Research Library (BRL)

Funds will be used to support the operations of the HBRL of the Hawaii Small Business Development Center through expenditures for salaries and wages, fringe benefits, rentals, space, and equipment in order to promote sustainable economic development and to produce the Maui County Data Book and the Monthly Maui Economic Indicators Report. (Grantee: University of Hawaii)

Council for Native Hawaiians

Funds will be used to support the "Pop-Up Makeke" program and help small businesses throughout Maui County market their products in Hawaii and world-wide.

East Maui Economic Development and Cultural Programs

Funds are used for events, festivals, and other opportunities in East Maui that focus on culture, arts, and economic development for the region.

Friends of Old Maui High School

Funds will be used to preserve and maintain the historic campus and school buildings at Old Maui High School in Hamakuapoko, Maui.

Haiku-Paia-Upcountry Economic Development and Cultural Programs

Funds are used for events, festivals, and other opportunities in the Haiku, Paia, and Upcountry areas that focus on culture, arts, and economic development for the island.

Ka Ipu Kukui Fellows Leadership

A homegrown leadership program, which provides significant help in training future leaders of Maui County.

Kahului Economic Development and Cultural Programs

Funds are used for events, festivals, and other opportunities in the Kahului area that focus on culture, arts and economic development for the region.

LahainaTown Action Committee

Funds will be used to support 4th of July, Lahaina Town Parties, Halloween (Lahaina and Central Maui), and other activities focused on economic development.

Lanai Economic Development and Cultural Programs

Funds are used for events, festivals, and other opportunities on Lanai that focus on culture, arts and economic development for the island.

County Grant Subsidy Program Description (Cont'd)

Ma Ka Hana Ka Ike, Inc.
Funds will be used to provide job skills and training for at-risk Hana youth, while helping improve the lives of our kupuna and community members in need.

Made in Maui County Festival
Funds will be used to produce the annual Made in Maui County Festival, an event that highlights and promotes locally made product companies. The funds will also be used to promote the new www.madeinmauicounty.com website, which is a local product directory.

Maui Economic Development Board, Inc.
Funds will be used to support business development, workforce development, and civic engagement to facilitate diversification of our economic base. Funding also supports the Energy Conference and Small Business Conference.

Maui Economic Development Board, Inc. for STEMworks AFTER School
Funds will be used to support the program for 600 students at five middle schools. Federal funding lapsed in June 2019.

Maui Economic Development Board Healthcare Partnership
As coordinating partner of the Maui County Healthcare Partnership, Maui Economic Development Board will lead a mentoring and Career Awareness Building program.

Maui Economic Development Board, Inc. for Maui High School Program Model
Funds will be used to support a community-based effort to sustain teaching methods, assuring an automotive-credentialed and industry-experienced instructor expands the program, and provide successor instructor training.

Maui Economic Opportunity, Inc. for Microenterprise Program
Funds to be used to facilitate economic development in Maui County by providing entrepreneurial education and micro lending to support and provide capital for start-up and expanding businesses.

Molokai Economic Development and Cultural Programs
Funds are used for events, festivals, and other opportunities in Molokai that focus on culture, arts, and economic development for the island.

Pukalani-Kula-Ulupalakua Economic Development and Cultural Programs
Funds are used for events, festivals, and other opportunities in the Pukalani, Kula and Ulupalakua areas that focus on culture, arts, and economic development for the region.

Small Business Promotion
Funds are used to promote Maui's small towns and businesses, and supports small business events, trade shows, workshops, and other economic development activities that support small businesses island wide.

South Maui Economic Development and Cultural Programs
Funds are used for events, festivals, and other opportunities in South Maui that focus on culture, arts, and economic development for the region.

Economic Development Program – Grants Management

County Grant Subsidy Program Description (Cont'd)

Sports and Events Programs

Funds will be used for sports and events, including workshops and promotions, to help support and stimulate economic development for Maui County.

Technology Business Promotion

Funds are used for opportunities that focus on technology based economic development for Maui County.

UH Maui College Cooperative Education Program

Work-based learning program that provides internships and field experiences for UHMC students.

Wailuku Economic Development and Cultural Programs

Funds are used for events, festivals, and other opportunities in the Wailuku area that focus on culture, arts, and economic development for the region.

West Maui Economic Development and Cultural Programs

Funds are used for events, festivals, and other opportunities in West Maui that focus on culture, arts, and economic development for the region.

County Grant Subsidy Detail

Name of Grantee/Program	FY 2019 Actual	FY 2020 Actual	FY 2021 Adopted	FY 2022 Proposed
Grants and Disbursements for Culture, Arts and Tourism				
Festivals of Aloha	$100,000	$99,922	$100,000	$60,000
Hui No'eau Visual Art Center Art with Aloha	$0	$50,000	$75,000	$50,000
Hui No'eau Visual Art Center Youth, Family, Art Outreach Program	$0	$25,000	$25,000	$25,000
Ka 'Ohana O Kalaupapa	$25,000	$0	$0	$0
Kaupo Community Center	$0	$475,000	$0	$0
Lahaina Boat Day	$22,120	$25,000	$25,000	$10,000
Maui Arts and Cultural Center	$318,000	$318,000	$318,000	$318,000
Maui Arts and Cultural Center Capital Improvements	$600,000	$600,000	$600,000	$600,000
Maui Arts and Cultural Center for Arts in Education and Innovative Programs	$424,360	$424,360	$424,360	$424,360
Maui Community Theater (includes repair funds)	$53,045	$33,117	$53,045	$53,045
Maui Film Festival	$25,000	$100,000	$100,000	$100,000
Sister City Foundation	$14,891	$25,000	$25,000	$25,000

County Grant Subsidy Detail (Cont'd)

Name of Grantee/Program	FY 2019 Actual	FY 2020 Actual	FY 2021 Adopted	FY 2022 Proposed
Grants and Disbursements for Culture, Arts and Tourism (Cont'd)				
Queen Keopuolani Celebration	$71,375	$0	$0	$0
Cultural & Arts Program	-$6,218	$0	$50,000	$200,000
Nisei Veterans Memorial Center	$0	$0	$100,000	$0
Halau Ke'alaokamaile	$0	$0	$200,000	$200,000
TOTAL CULTURE, ARTS AND TOURISM	**$1,647,573**	**$2,175,399**	**$2,095,405**	**$2,065,405**

County Grant Subsidy Program Description

Festivals of Aloha

Funds will be used for development, operations, and implementation of events for the islands of Lanai, Maui, Molokai, and the community of Hana.

Hui No'eau Visual Arts Center

Art with Aloha preserves, honors, and perpetuates traditional Hawaiian arts with skilled practitioners teaching workshops to the public and educators.

Hui No'eau Visual Center Youth and Family Art Outreach Program

Provides youth and family art outreach programs in schools, at seasonal camps, and on field trips.

Lahaina Boat Day

Funds will be used to help with expenses for meeting, greeting, and entertaining visitors that arrive through Lahaina Harbor from cruise ships.

Maui Arts and Cultural Center ("MACC")

Funds will support operational activities of the MACC, which helps to keep events more affordable for residents.

Maui Arts and Cultural Center Capital Improvements

Funding for the Maui Arts & Cultural Center to address aging infrastructure.

Maui Arts & Cultural Center for Arts in Education and Innovative Programs

Strengthen and connect Maui County by bringing together our diverse communities through creative 21st century learning and engagement in the arts and cultural experiences that are innovative and transformative.

County Grant Subsidy Program Description (Cont'd)

Maui Community Theater

Funds will be used for repair and restoration, as well as safety and aesthetic improvements, to the 85-year-old Historic Iao Theater

Maui Film Festival

Funds go to support marketing and logistics to produce Maui's premiere film festival.

Sister City Program

Funds will be used to reinvigorate and expand our international relationships and to support, encourage, and host exchanges with our Sister Cities and their representatives.

Culture and Arts Programs

Funds will be used to support cultural and art events, workshops, festivals, and other opportunities in Maui County.

Halau Ke'alaokamaile

Funds will be used to help build a cultural education center to perpetuate the Hawaiian tradition, culture, and heritage through its arts, beliefs, dance, language, and agriculture.

County Grant Subsidy Detail

Name of Grantee/Program	FY 2019 Actual	FY 2020 Actual	FY 2021 Adopted	FY 2022 Proposed
Grant and Disbursements for Visitors Industry				
Hana Highway Visitor Education	$0	$200,000	$0	$0
Kihei Fourth Fridays	$0	$25,000	$0	$0
Lahaina Second Fridays	$0	$25,000	$0	$0
Lanai Fifth Fridays	$0	$10,000	$0	$0
Maui County Visitor Association – Visitor Education	$0	$0	$200,000	$200,000
Maui Nui Halau	$300,000	$0	$0	$0
Maui Nui Marine Resource Council	$0	$100,000	$100,000	$100,000
Maui Visitors Bureau	$3,700,000	$2,540,000	$1,300,000	$1,300,000
Molokai Visitor Association	$0	$400,000	$0	$0
Visitor Education	$200,000	$37,619	$0	$0
TOTAL VISITOR INDUSTRY	**$4,200,000**	**$3,337,619**	**$1,600,000**	**$1,600,000**

County Grant Subsidy Program Description

Maui County Visitor Association – Visitor Education

Funding will be used in campaigns targeting visitors that will mitigate visitor impacts on infrastructure and the environment.

Maui Nui Marine Resource Council (MNMRC)

MNMRC is a nonprofit organization working for healthy coral reefs, clean ocean water, and abundant native fish for the island of Maui Nui. Funding used for reef protection and education.

Maui Visitors Bureau

Funds will be used to market and promote Maui County as a safe and healthy visitor, meeting, and convention destination to domestic and international markets.

Economic Development Program – Agriculture Program

Program Description

OED's Agriculture Program promotes the expansion of the local farming community to create a more sustainable food supply system for Maui County, and assists all agriculture sectors to grow, thrive, and innovate. OED is an advocate for financially sustainable agriculture initiatives.

County Grant Subsidy Detail

Name of Grantee/Program	FY 2019 Actual	FY 2020 Actual	FY 2021 Adopted	FY 2022 Proposed
Grants and Disbursements for Agricultural Promotion				
Agriculture Promotion	$16,905	$40,644	$150,000	$200,000
Agricultural Technology Programs	$0	$0	$100,000	$100,000
Common Ground Collective	$0	$0	$30,000	$30,000
Food Security Hawaii – Ohana Garden Project	$0	$0	$75,000	$75,000
Hawaii Farmers Union United Four Maui Chapters	$0	$100,000	$150,000	$150,000
Hawaii Farmers Union United – Mentoring Program	$112,151	$270,000	$225,000	$225,000
Hawaii Taro Farm	$0	$0	$0	$360,000
Maui County Farm Bureau	$301,054	$350,000	$400,000	$500,000
MEO Agricultural Micro Grants Program	$0	$0	$2,500,000	$1,500,000
Maui Nui Botanical Gardens	$150,000	$150,000	$150,000	$150,000
Maui School Garden Network	$24,540	$75,000	$100,000	$100,000
Molokai and Lanai Agriculture Production	$100,000	$99,916	$100,000	$100,000
Molokai Diversifed Ag Program	$0	$0	$244,748	$0
Molokai Livestock Cooperative (FY 2022 Proposed includes one-time increase for equipment for value added production)	$9,311	$10,000	$10,000	$135,000
University of Hawaii College of Tropical Agriculture and Human Resources (CTAHR)	$74,684	$99,999	$150,000	$150,000
West Maui KAEC Family Farming Program	$0	$0	$65,000	$0
4-H Upcountry Fair	$32,315	-$185	$0	$0
TOTAL AGRICULTURAL PROMOTION	**$820,960**	**$1,195,374**	**$4,449,748**	**$3,775,000**

County Grant Subsidy Program Description

Agriculture Promotion

Funds are used to support agriculture workshops, solutions to problems in agriculture, and other agriculture initiatives that arise.

Agricultural Technology Programs

Funds will be used to help the industry diversify and advance to remain competitive in the industry.

Food Security Hawaii – Ohana Garden Project

The Ohana Garden project is a countywide backyard garden initiative to provide materials, education, and support needed to help households grow an increasing amount of food for their households and neighbors, as a key strategy for long term food security, saving money, and learning new skills.

Hawaii Farmers Union United Four Maui Chapters

Apprentice program provides education, skills, and a support network that beginning farmers need to be successful in their agriculture enterprises.

Hawaii Farmers Union United – Mentoring Program

Hawaii Farmers Union United Educational Outreach Network and Farm Apprentice Mentoring program provides education, skills, community linkages, and a supportive specialized network that family farmers need in order to be successful.

Hawaii Taro Farm

Program seeks to promote rural farming prosperity and job creation in the new economy through engagement with the community and the innovative use of energy conservation and technology.

Maui County Farm Bureau

Funds will be used to provide marketing and promotional campaigns, educational and professional development programs, and the Agriculture Festival to help strengthen agriculture in Maui County. Additional funds provided are to repair and renovate the Vacuum Cooling Processing Plant to benefit the farmers and their products preparing to go to market.

MEO Agricultural Micro Grants Program

Funding to provide grant payments of up to $25,000 to farming operations on Maui, Molokai, and Lanai. Grants to assist with: farm infrastructure upgrade; packaging materials and products; processing and storage equipment and machinery; farm equipment; marketing services; and professional development.

Maui Nui Botanical Gardens

Funds will be used to operate and maintain Maui Nui Botanical Gardens and to promote and conserve Native Hawaiian and Polynesian-introduced plant species featured at this unique coastal botanical garden.

Maui School Garden Network

The Maui Farm-to-School Network works to create garden-based education experiences that connect Maui's keiki to their food, environment, and culture.

County Grant Subsidy Program Description (Cont'd)

Molokai and Lanai Agriculture Production

Funding used to assist agriculture projects and support farmers on the islands of Lanai and Molokai.

Molokai Livestock Cooperative

Funds will be used to further the co-op's goal of being a sustainable and profitable business that services the islands' livestock producers, provides fresh product to the local market outlets, and provides an opportunity for the local livestock producers to sell their product within the islands. This includes the purchasing of equipment to enable the production of value added products to increase economic development.

University of Hawaii CTAHR

Funds will be used to support activities in Maui County in the area of agriculture, research, and assistance to the farming community.

Economic Development Program - Business Resource Centers

Program Description

Maui County has two Business Resource Centers: the Maui County Business Resource Center ("MCBRC"), located on Maui, and the Kuha'o Business Resource Center ("KBRC"), located on Molokai. They provide support for entrepreneurs and small businesses with resources to start and grow their businesses through the collaboration of government services and non-profit partners. In addition, the MCBRC houses the Maui American Job Center ("AJC"). This One-Stop Service Job Center is funded in part by the U.S. Dept of Labor.

Population Served

OED's Business Resource Centers serve Maui County businesses and any member of the public needing business advice, start-up information or business resources. The AJC serves all Maui County job seekers and employers.

Services Provided

OED's Business Resource Centers provide services such as business education, promotion, events, networking, and assistance for people who want to start a business or are in business. The Centers offer opportunities to enhance business support organizations, members, and businesses, and house the SCORE (Service Corps of Retired Executives) of Maui's Mentoring Program and provides it with administrative support. The MCBRC also houses the State DLIR Workforce Development Division, Maui Economic Opportunity, and several other State agencies to serve as a resource to users of the Center.

Key Activity Goals & Measures

GOALS/OBJECTIVES	SUCCESS MEASUREMENTS	FY 2020 ACTUAL	FY 2021 ESTIMATE	FY 2022 ESTIMATE
Goal #1: Have MCBRC become the "Top-of-Mind" one-stop shop for business startups and business training for the island of Maui.				
1. Market and promote services and training	# of workshops offered annually	38	80	50
	# of clients served per year	4,496	8,000	8,000
Goal #2: MCBRC to host the SCORE of the Maui program and assist counselors with scheduling.				
1. Increase the number of one-on one consulting services available to business.	# of SCORE counselors registered	10	12	10
	# of SCORE clients served	149	160	140
Goal #3: Have Kuha`o Business Center become a one-stop shop for business resources and business training for the island of Molokai.				
1. Provide excellent business services to our community	# of clients served per year	733	800	600
2. Provide business workshop and training opportunities	# of workshops and trainings held	1944	18	14

Economic Development Program - Film Industry

Program Description

The Maui County Film Office ("MCFO") provides economic opportunity for local film makers, persons in the film trades, and all those in the creative industries. It is also responsible for promoting Maui County as a film destination at strategically selected tradeshows and film festivals throught the world.

Population Served

The Maui County Film Office serves Maui County businesses and individuals involved with the film, television, and creative industries, as incoming projects and producers choose to film in Maui County.

Services Provided

The Maui County Film Office provides services necessary to establishing an effective film industry. This includes, but is not limited to, assisting with policy decisions, fostering business relationships, and creating the necessary infrastructure to enable a thriving film industry in Maui County through strategic partnerships. The Film Office also lends guidance, support, education, and assistance with obtaining County, State and Federal permits.

Key Activity Goals & Measures

GOALS/OBJECTIVES	SUCCESS MEASUREMENTS	FY 2020 ACTUAL	FY 2021 ESTIMATE	FY 2022 ESTIMATE
Goal #1: Create and nurture jobs in the film, television, and new media industries.				
1. Assist in bringing film/TV/new media productions to Maui County, keeping current crew members working and helping non-union crew members to earn hours toward becoming union eligible.	# of International Alliance of Theatrical Stage Employees (I.A.T.S.E.) Local 665 Union crew members registered in Maui County	44	50	55
Goal #2: Expand film, television and new media productions in Maui County.				
1. Create a comprehensive approach to drawing studios, producers, directors, and networks	# of in-county productions with County permits annually	39	65	65
	# of hotel room nights booked by productions	1,185	5,000	6,500
	# of days of in-county productions	168	250	300
	$ spent on in-county productions	8,000,000	$8,000,000	$8,500,000
Goal #3: Market and promote Maui County as a film destination.				
1. Develop an annual marketing plan that will disseminate information easily to all media outlets & industry decision makers	# of tradeshows, events, conferences attended	12	8	2
	# of ads placed in industry publications and websites	1	5	2

Economic Development Program - Film Industry

County Grant Subsidy Detail – General Fund

Name of Grantee/Program	FY 2019 Actual	FY 2020 Actual	FY 2021 Adopted	FY 2022 Proposed
Grants and Disbursements for Film Industry				
Film Industry Promotion	$0	$70,753	$116,000	$130,000
TOTAL FILM INDUSTRY	**$0**	**$70,753**	**$116,000**	**$130,000**

Note: *2019 Budget of $116,000 included in the Office of Economic Development Administrative Budget*

Economic Development Program - Workforce Development

Program Description

On July 22, 2017, President Obama signed into law the Workforce Innovation and Opportunity Act ("WIOA"), H.R.S. 803. The enactment of WIOA provides an opportunity for the creation of a One-Stop Delivery System which is job-driven and responds to the needs of job seekers and employers to assist in job placement. Programs supported under WIOA are the Adult, Dislocated Worker, Youth, and Rapid Response Programs. These federally funded programs increase occupational skills, employability, job retention, and earnings through training, support services, tuition, and the ability to increase marketable skills through assessments and individualized education plans.

Population Served

WIOA increases access to high quality workforce services for a range of targeted populations, preparing them for long-term careers. These populations include individuals with disabilities, youth, veterans, military spouses, farm workers, dislocated workers, individuals with a history of unemployment because of a variety of barriers, Native Hawaiians, Native Americans, and other underserved minorities. WIOA also assists businesses in need of services by matching employees with employers, through lay-off aversion and support during incidents resulting in immediate and unforeseen unemployment.

Services Provided

The American Job Center ("AJC"), with guidance and oversight by the Maui County Workforce Development Board ("WDB"), administers WIOA funding to enable the selected providers to service its Adult, Dislocated Worker, Youth, and Rapid Response programs. These providers support workers and businesses with training and case management counseling to enable WIOA participants to have the necessary skills to be work ready for high-demand occupations.

Key Activity Goals & Measures

GOALS/OBJECTIVES	SUCCESS MEASUREMENTS	FY 2020 ACTUAL	FY 2021 ESTIMATE	FY 2022 ESTIMATE
Goal #1: Expand WIOA program opportunities.				
1. Conduct outreach and/or foster relationship for possible training providers to provide individuals various options to obtain necessary skills training	# of training providers/ venues	64	35	35
Goal #2: Improve existing programs and services.				
1. Provide further guidance and assistance to WIOA funded programs	# of participants in WIOA Adult and Dislocated Worker Programs	32	85	90
	# of participants in WIOA Youth Program	63	62	60
2. Initiate programs, workshops, and training opportunities for job seekers and employers	# of programs, workshops, and training opportunities	N/A	N/A	20
3. Provide job training opportunities to assist with sustainable living wages	# of individuals trained	N/A	N/A	50

Economic Development Program - Workforce Development

Key Activity Goals & Measures (Cont'd)

GOALS/OBJECTIVES	SUCCESS MEASUREMENTS	FY 2020 ACTUAL	FY 2021 ESTIMATE	FY 2022 ESTIMATE
Goal #3: Open Maui's "American Job Center."				
1. Bring partners together to participate in the AJC	# of partners signed onto the MOU	17	15	15
2. Coordinate or partner to provide training or workshops	# of training or workshops conducted	N/A	N/A	10

Community Development Block Grant Program

Program Description

The Community Development Block Grant ("CDBG") Program, a division within the Office of the Mayor, is directly responsible for the administration and management oversight of the CDBG funds allocated by the U.S. Department of Housing and Urban Development ("HUD") to the County of Maui.

Created by Title I of the Housing and Community Development Act of 1974 (Public Law 93-383), which became effective January 1, 1974, the CDBG Program is the Federal government's primary program for promoting community revitalization throughout the nation. One of four formula programs administered by HUD, annual CDBG grants are provided on a formula basis to local governments to develop viable communities by promoting integrated approaches that provide decent housing, a suitable living environment, and expanded economic opportunities for low- and moderate-income persons.

The County's CDBG Program is administered to meet major objectives in four categories based on the Consolidated Plan. These objectives are as follows:

- Public Facilities and Infrastructure Improvements
- Public Service
- Economic Development
- Planning and Program Administration

The range of activities that may be undertaken with CDBG funds include, but are not limited to, acquisition, construction and rehabilitation of public facilities and improvements, provision of public services, rehabilitation of housing, removal of architectural barriers, activities of economic development, and planning for community development. Annually, the County's short-term (one year) objectives are aligned with the long-term goals of the Consolidated Plan through a competitive application process (Request for Proposals) that govern the review, evaluation, and selection of projects proposed for funding by the CDBG Program.

The CDBG program will continue to focus on public facilities, public service, and economic development programs to support low- and moderate-income individuals and families, as well as government safety equipment to areas that are designated as "Area Benefit" (Hana and Molokai), where 51 percent of the area is low-and moderate-income.

Countywide Outcome(s)

The Community Development Block Grant Program supports the following countywide outcome(s):

- Affordable, Healthy, and Thriving Community
- Strong and Diversified Economy
- Environmentally Responsible and Sustainable Community
- Well-planned Public Infrastructure
- Prepared, Safe, and Livable County

Population Served

The CDBG Program serves citizens in Maui County who are of low- to moderate- income as defined by HUD.

Services Provided

The CDBG Program provides funding to develop viable communities, which provide decent housing, a suitable living environment, and expanded economic opportunities for low- to moderate- income persons.

External Factors

The Coronavirus pandemic has impacted CDBG projects in several ways. The working guidelines/rules to protect the building trades personnel changed the way they do business, such as having less workers on the job site to insure proper distance among the workers, wearing of masks, travel restrictions, and coping with delays in receiving materials from out-of-state. Sub-recipient agreements were amended to extend project completion dates.

The County of Maui received several rounds of the Coronavirus, Relief and Economic Security ("CARES") Act funding in 2020, of which $3,678,460 is being managed by the CDBG program. These funds will continue to provide temporary relief for rental/mortgage assistance for low- and moderate-income individuals and families in our County. The rental and mortgage assistance programs are administered by the Family Life Center and Maui Economic Opportunity, Inc.

Key Activity Goals & Measures

GOALS/OBJECTIVES	SUCCESS MEASUREMENTS	FY 2020 ACTUAL	FY 2021 ESTIMATE	FY 2022 ESTIMATE
Goal #1: Comply with pertinent Code of Federal Regulations ("CFR") that stipulates the required distribution of resources among activities funded. Evaluate, select and monitor projects to ensure funding performance is achieved.				
1. Ensure that the grant amount awarded to the CDBG Program is used for activities that will benefit low- and moderate-income persons	% of grant amount awarded to low- and moderate- income persons (≥ 70%)	88%	80%	80%
2. Ensure that grant amount awarded to the CDBG Program is used for public service activities	% of grant amount awarded to public service activities (≤ 15%)	7%	15%	15%
3. Ensure that grant amount awarded to the CDBG Program is used for planning and program administration activities	% of grant amount awarded for planning and program administration activities (≤ 20%)	11%	20%	20%
Goal #2: Comply with pertinent CFR that stipulate the County's timely and proper expending of the CDBG grant amount. Monitor projects' activities and financial progress.				
1. Ensure that sub-recipients expend CDBG funds in a timely manner	Grant balance is < 1.5 times the grant amount received	1.1	1.5	1.5

Key Activity Goals & Measures (Cont'd)

GOALS/OBJECTIVES	SUCCESS MEASUREMENTS	FY 2020 ACTUAL	FY 2021 ESTIMATE	FY 2022 ESTIMATE
Goal #3: Comply with pertinent CFR that stipulates the proper submission of required reports by ensuring that all required reports contain the pertinent required information and is submitted to HUD within the required timeframe.				
1. Collect, analyze, and evaluate pertinent monitoring and performance information from sub-recipients, and compile reports to include all information to satisfy Federal reporting requirements (Annual Action Plan (AAP); Consolidated Plan (ConPlan); and Comprehensive Annual Performance Evaluation Report (CAPER))	% of compiled reports satisfying all federal reporting requirements	100%	100%	100%
2. Ensure timely submission of required HUD reports (AAP, ConPlan and CAPER)	% of HUD reports submitted 45 days before start of the program year	100%	100%	100%
	% of ConPlan submitted 45 days before start of the program year	100%	100%	100%
	% of CAPER submitted 90 days after the program year	100%	100%	100%

Program Budget Summary by Fiscal Year – Grant Revenue Fund

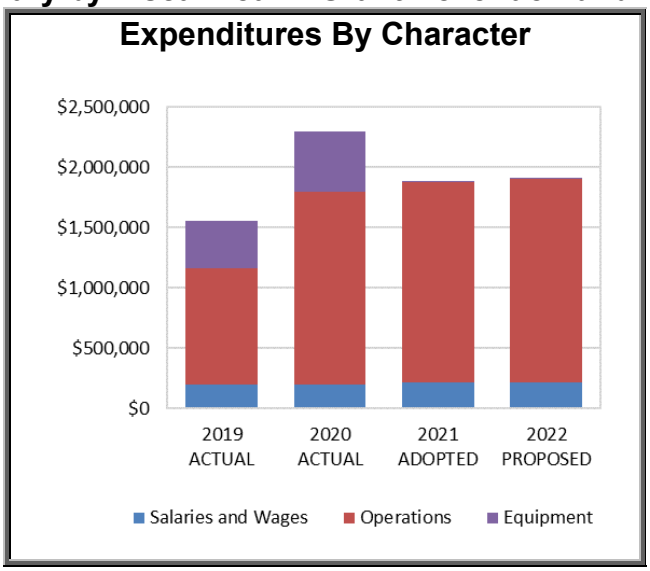

Community Development Block Grant Program

Expenditures Summary by Character & Object – Grant Revenue Fund

CHARACTER/ OBJECT DESCRIPTION	2019 ACTUAL	2020 ACTUAL	2021 ADOPTED	2022 PROPOSED	CHANGE AMOUNT	CHANGE PERCENT
Salaries and Wages						
OTHER PREMIUM PAY	$0	$0	$8,709	$0	-$8,709	-100.0%
WAGES & SALARIES	$202,651	$202,836	$206,208	$214,908	$8,700	4.2%
Salaries and Wages Total	**$202,651**	**$202,836**	**$214,917**	**$214,908**	**-$9**	**0.0%**
Operations						
MATERIALS & SUPPLIES	$1,364	$594	$1,200	$1,200	$0	N/A
OTHER COSTS	$801,630	$1,446,641	$47,972	$2,175	-$45,797	-95.5%
SERVICES	$1,563	$2,694	$4,500	$4,500	$0	N/A
SPECIAL PROJECTS	$0	$0	$1,464,790	$1,524,584	$59,794	4.1%
TRAVEL	$1,291	$994	$2,800	$2,800	$0	N/A
UTILITIES	$1,332	$1,332	$1,500	$1,500	$0	N/A
INTERFUND COST RECLASSIFICATION	$151,869	$140,697	$139,254	$151,563	$12,309	8.8%
Operations Total	**$959,050**	**$1,592,952**	**$1,662,016**	**$1,688,322**	**$26,306**	**1.6%**
Equipment						
LEASE PURCHASES	$1,690	$1,549	$2,500	$2,500	$0	N/A
MACHINERY & EQUIPMENT	$389,927	$495,526	$0	$0	$0	N/A
Equipment Total	**$391,617**	**$497,075**	**$2,500**	**$2,500**	**$0**	**N/A**
Program Total	**$1,553,317**	**$2,292,863**	**$1,879,433**	**$1,905,730**	**$26,297**	**1.4%**

Personnel Summary by Position Title[5]- Grant Revenue Fund

POSITION TITLE	FY 2021 PROPOSED
Community Development Block Grant Program Manager	1 Position
CDBG Program Specialist I	1 Position
CDBG Program Specialist II	1 Position

Summary by Grant Award

Grant Award Name	New grant	Required County match? Yes/No and Match $ or %	FY 2019 Adopted	FY 2020 Adopted	FY 2021 Adopted	FY 2022 Proposed
Community Development Block Grant (CDBG) Program	No	No	$1,900,669	$1,900,669	$1,832,661	$1,905,730
TOTAL			**$1,900,669**	**$1,900,669**	**$1,832,661**	**$1,905,730**

Grant Award Description

Community Development Block Grant (CDBG) Program

The sole source of funding of the CDBG comes from the United States Department of Housing and Urban Development – Community Planning and Development (HUD-CPD).

[5] The Office of the Mayor does not report equivalent personnel. The position titles listed on this table are for informational purposes only. Disbursement for salaries and premium pay is not restricted by Section 5 of the General Budget Provisions.

Open Space, Natural Resources, Cultural Resources, and Scenic Views Preservation

Program Description

The Open Space, Natural Resources, Cultural Resources, and Scenic Views Preservation Fund was established for the purpose of purchasing or otherwise acquiring lands or property entitlements for land conservation purposes in the County of Maui for the following purposes:

1. Public outdoor recreation and education;
2. Preservation of historic or culturally important land areas;
3. Protection of significant habitat or ecosystems, including buffer zones;
4. Preserving forests, beaches, coastal areas and agricultural lands;
5. Protecting watershed lands to preserve water quality;
6. Conserving land for the purpose of reducing erosion, floods, landslides and runoff; and
7. Improving disabled and public access to, and enjoyment of, public land, open space and recreational facilities.

In adopting each fiscal year's budget and capital program, the Council shall appropriate a minimum of one percent of the certified real property tax revenues to the Open Space, Natural Resources, Cultural Resources, and Scenic Views Preservation Fund. Any balance remaining in this fund at the end of the fiscal year shall not lapse, but shall remain in the fund, accumulating from year to year. The appropriations to this fund shall not substitute, but shall be in addition to, those appropriations historically made. The revenues in this fund shall not be used for any purpose except those listed above. No revenues in this fund shall be used for maintenance of lands acquired.

Countywide Outcome(s)

The Countywide Cost Program – Open Space support the following countywide outcome(s):

- A Well-planned Public Infrastructure
- A Strong and Diversified Economy
- A Prepared, Safe and Livable County
- An Environmentally Responsible and Sustainable Community

Program Budget Summary by Fiscal Year – Revolving Fund

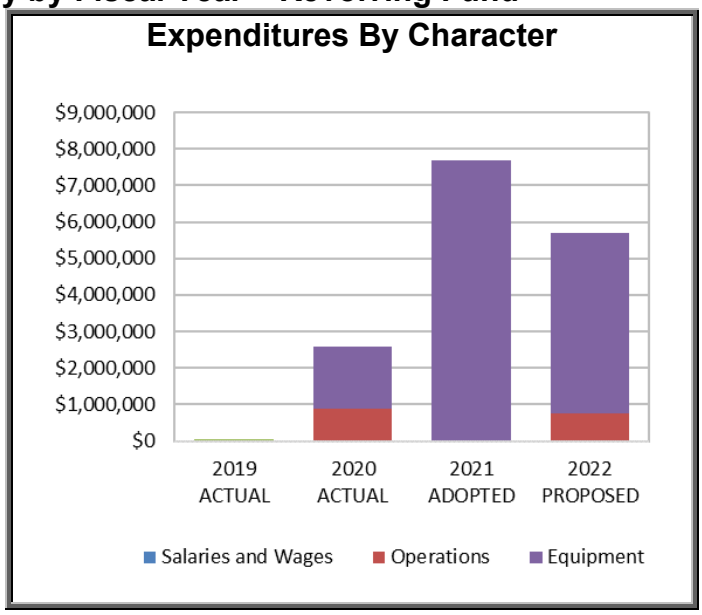

Open Space, Natural Resources, Cultural Resources, and Scenic Views Preservation

Expenditures Summary by Character & Object – Revolving Fund

CHARACTER/ OBJECT DESCRIPTION	2019 ACTUAL	2020 ACTUAL	2021 ADOPTED	2022 PROPOSED	CHANGE AMOUNT	CHANGE PERCENT
Salaries and Wages						
OTHER PREMIUM PAY	$0	$0	$0	$0	$0	N/A
WAGES & SALARIES	$0	$0	$0	$0	$0	N/A
Salaries and Wages Total	**$0**	**$0**	**$0**	**$0**	**$0**	**N/A**
Operations						
OTHER COSTS	$20,000	$749,845	$0	$750,000	$750,000	N/A
SERVICES	$1,457	$140,000	$0	$0	$0	N/A
Operations Total	**$21,457**	**$889,845**	**$0**	**$750,000**	**$750,000**	**N/A**
Equipment						
LAND	$0	$1,700,000	$7,670,000	$4,950,000	-$2,720,000	-35.5%
Equipment Total	**$0**	**$1,700,000**	**$7,670,000**	**$4,950,000**	**-$2,720,000**	**-35.5%**
Program Total	**$21,457**	**$2,589,845**	**$7,670,000**	**$5,700,000**	**-$1,970,000**	**-25.7%**

Emergency Fund

Program Description

The Emergency Fund was established for the purpose of funding a public emergency that threatens the life, health, property, or economic viability of the County.

In adopting each fiscal year's budget and capital program, the Council may make appropriations to the fund. Any balance remaining in this fund at the end of the fiscal year shall not lapse, but shall remain in the fund, accumulating from year to year. The revenues in this fund shall not be used for any purpose except those listed above.

In FY 2020, four million dollars ($4,000,000) was appropriated from the Emergency Fund to address challenges resulting from the COVID-19 pandemic.

Parks and Recreation

Mayor's Proposed Budget
FY 2022

This page has been intentionally left blank.

Department Summary

Mission

The purpose of the Department of Parks and Recreation ("Department") is to provide safe, satisfying, and cost-effective recreational opportunities for the residents of and visitors to Maui County.

Countywide Outcome(s)

The Department of Parks and Recreation supports the following countywide outcome(s):

- An Affordable, Healthy, and Thriving Community
- A Strong, Diversified Economy
- An Environmentally Responsible and Sustainable Community
- A Well-planned Public Infrastructure
- A Prepared, Safe and Livable County

Organization Chart

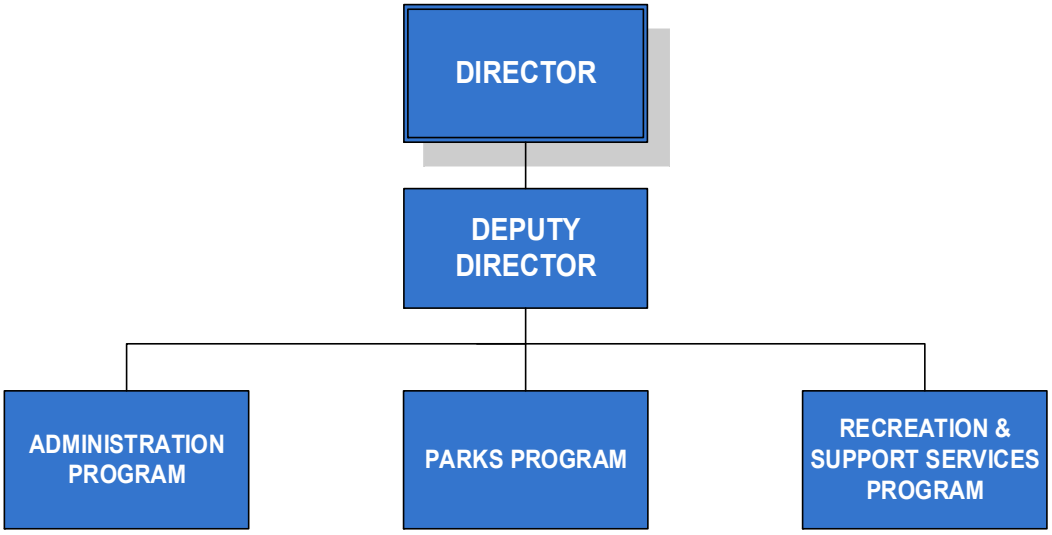

Strategies

In Fiscal Year 2022, the Department of Parks and Recreation will continue to develop, rebuild, and strengthen its organizational and operating systems. These include:

- Delivery of current key commitments
  - Facility Maintenance
  - Preventative Maintenance
  - Permitting
  - Safety in Parks Facilities
- Identify plans for new strategic initiatives
  - Recreation Programming
  - CIP Planning
  - Increase rounds played at the Waiehu Municipal Golf Course

External Factors Description

The COVID-19 pandemic has presented numerous challenges and opportunities for growth and change, as the Department adjusted to new working environments, physical distancing, and health and safety guidelines. Maintaining a healthy and safe environment for our community and employees continues to be the Department's priority while recognizing an increase in labor and operational costs for the additional best practices implemented because of the pandemic.

We recognized the limited use of facilities during these challenging times has confirmed the need for expansion and modification in recreation programming and permitting. We have adapted to the changing preferences of our diverse residents and visitors while continuing to adhere to the public health emergency rules. The implementation of new virtual recreational programs and outdoor sports guidelines help to keep our communities physically active and safe.

The Play and Learn Sessions ("PALS") Program was also impacted greatly by the COVID-19 pandemic. In an effort to provide assistance to our youth, as well as our working families, the Department worked with the local Young Men's Christian Association ("YMCA") branch to offer alternative programs for Summer and Winter PALS through the YMCA. Distance learning, as well as day care services, were provided through these programs.

Environmental issues such as climate change and sea level rise continue to be impactful factors affecting how the Department designs, builds and maintains its parks and facilities. The Department's vulnerability study of coastal properties, currently in progress, will assess these impacts and recommend policies and adaptation options for each unique beach park once completed.

Department Budget Summary by Fund

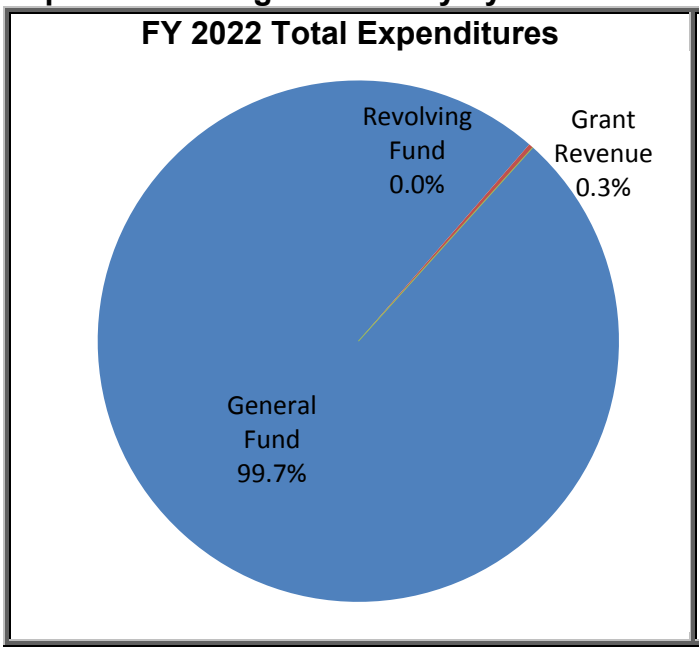

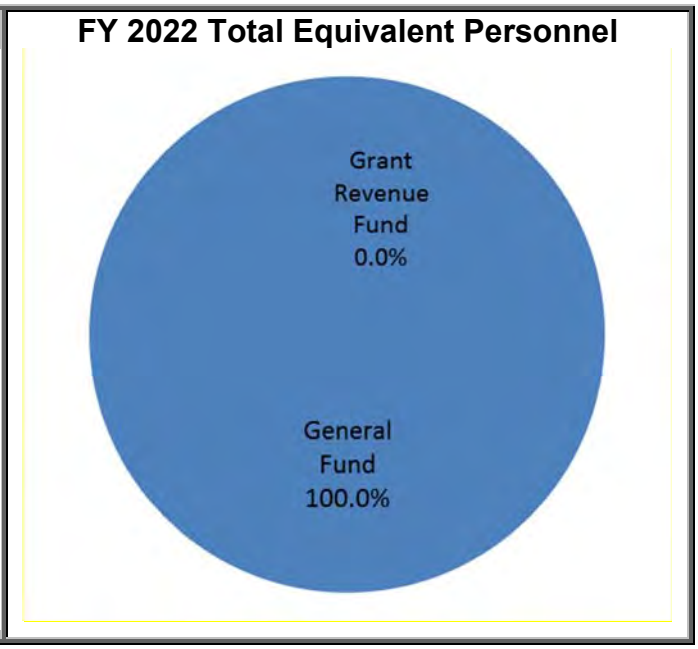

Department Summary

Department Budget Summary by Fiscal Year

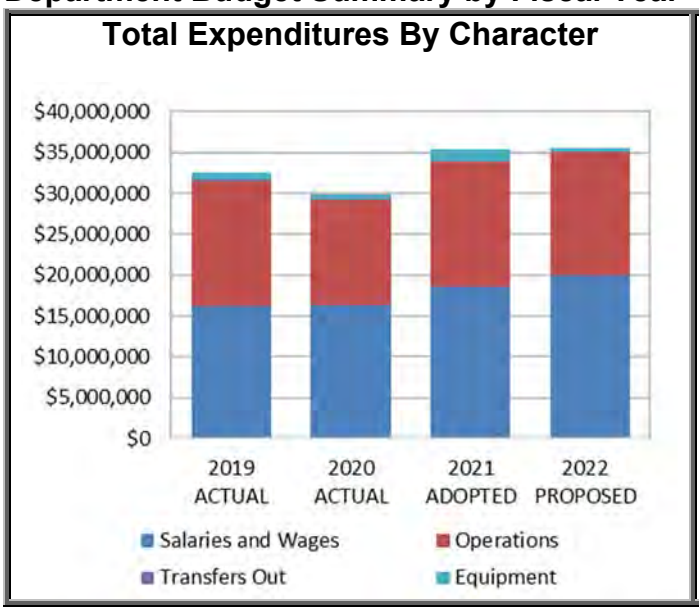

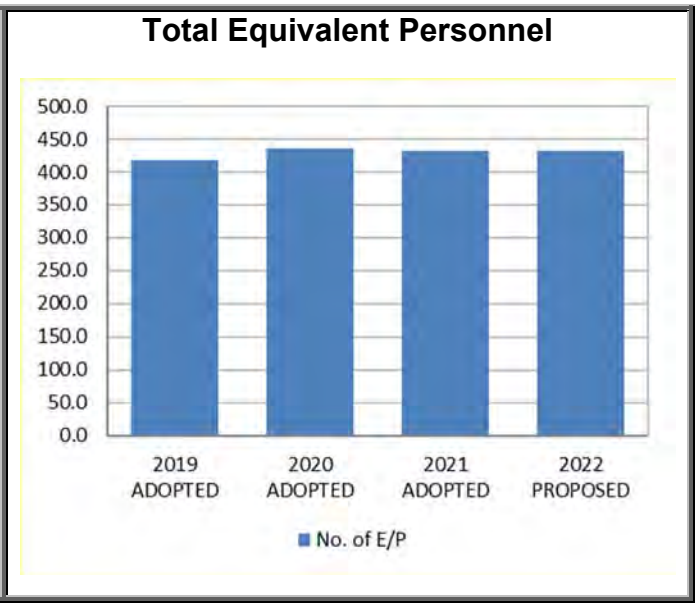

Expenditures Summary by Character & Object

CHARACTER/ OBJECT DESCRIPTION	2019 ACTUAL	2020 ACTUAL	2021 ADOPTED	2022 PROPOSED	CHANGE AMOUNT	CHANGE PERCENT
Salaries and Wages						
OTHER PREMIUM PAY	$691,931	$591,651	$458,278	$458,278	$0	N/A
WAGES & SALARIES	$15,526,899	$15,698,773	$18,198,858	$19,534,060	$1,335,202	7.3%
Salaries and Wages Total	**$16,218,830**	**$16,290,424**	**$18,657,136**	**$19,992,338**	**$1,335,202**	**7.2%**
Operations						
INTERFUND COST RECLASSIFICATION	$1,241,445	$0	$0	$0	$0	N/A
MATERIALS & SUPPLIES	$2,880,087	$2,150,961	$3,065,766	$3,066,451	$685	0.0%
OTHER COSTS	$911,585	$565,441	$852,038	$808,488	$108,772	12.8%
SERVICES	$5,617,861	$5,718,543	$5,842,471	$5,669,471	$838,966	14.4%
TRAVEL	$68,975	$29,329	$49,636	$49,636	$0	N/A
UTILITIES	$4,541,399	$4,514,089	$5,447,536	$5,448,136	$600	0.0%
Operations Total	**$15,261,351**	**$12,978,363**	**$15,257,447**	**$15,042,182**	**-$215,265**	**-1.4%**
Transfers Out						
General Fund	$230,462	$0	$0	$0	$0	N/A
Transfers Out Total	**$230,462**	**$0**	**$0**	**$0**	**$0**	**N/A**
Equipment						
LEASE PURCHASES	$137,383	$101,737	$115,892	$39,029	-$76,863	-66.3%
MACHINERY & EQUIPMENT	$676,335	$472,098	$1,385,670	$516,000	-$869,670	-62.8%
Equipment Total	**$813,719**	**$573,835**	**$1,501,562**	**$555,029**	**-$946,533**	**-63.0%**
Department Total	**$32,524,361**	**$29,842,622**	**$35,416,145**	**$35,589,549**	**$173,404**	**0.5%**

Department Summary

Equivalent Personnel Summary by Program

PROGRAM	2019 ADOPTED	2020 ADOPTED	2021 ADOPTED	2022 PROPOSED	CHANGE AMOUNT	CHANGE PERCENT
Administration Program	34.5	38.0	40.0	41.0	1.0	2.5%
Recreation & Support Services Program	307.3	324.8	319.0	319.0	0.0	0.0%
Waiehu Golf Course Program	20.9	0.0	0.0	0.0	0.0	0.0%
Parks Program	55.0	72.4	72.4	72.4	0.0	0.0%
Department Total	**417.7**	**435.2**	**431.4**	**432.4**	**1.0**	**0.2%**

Administration Program

Program Description

The Administration Program ("Program") is responsible for overseeing the overall operation of the Department, provides support services to all programs, oversees enforcement of all pertinent parks rules, oversees issuance of parks permits, and monitors Commercial Ocean Recreational Activities ("CORA"). In addition to these responsibilities, this Program also provides: safety training; coordination of grant, licenses and leases; and master planning of parklands and facilities. The Program's team consists of the Director's Office, Permits and Enforcement Section, Safety Specialist, Grant Coordinator, Planner VI, and Administrative Office staff.

Permit and Enforcement Section

The Permits and Enforcement Section is comprised of five district permit offices, two satellite offices, and a park security unit. The permitting staff works with the public to coordinate, oversee, administer, monitor, and review the issuance of County park use permits. This includes the input of permit application requests into permitting software, maintenance of digital files, collection of applicable fees and charges, and the explanation and review of required permitting documents from various County agencies, including Fire and Public Safety Department's Fire Prevention Bureau and Ocean Safety, Department of Planning, Department of Liquor Control, Department of Public Works, and the Department of Police. The Department also works with the State Department of Land and Natural Resources and Department of Health. Permitting staff also serve as the communication liaison between permit applicants and other departmental personnel to ensure the proper set-up, review, and monitoring of thousands of permits issued annually. Some of the various permit types issued are for activities such as camping, league practices and games, non-profit fundraisers, filming, tournaments, private parties, concerts, and other large special events.

The security and code enforcement portion of this section is comprised of Park Security Officers ("PSOs"). The purpose of the unit is to promote the safety and welfare of community members and visitors who utilize the Department's parks and facilities. The PSOs address park permit and enforcement issues, working closely with the Maui Police Department and other County and State regulatory agencies. The initiative is to: educate park users first; when necessary, take enforcement action to achieve compliance; and, do so with the goal of enriching the experience for park users as a whole. This unit also initiates communication with other departmental staff to ensure that safety hazards, such as repair needs or health and safety risks, are addressed as quickly as possible.

Finally, the Permit and Enforcement Section makes recommendations regarding amendments needed to existing park ordinances, rules, regulations, policies and procedures governing the use of parks and recreational facilities to ensure that residents and visitors to the County of Maui can continue to safely recreate.

Safety Section

The Safety Specialist provides a framework of safety concepts in the form of classroom and field safety training to ensure the safety of all employees. The training covers a variety of topics that adhere to the health and safety of the Maui County safety program. In addition, professional training is sought to augment the expertise and skills of the staff in several areas: First Aid/CPR/AED; mowing (zero turn and tractor mowers); skid steer equipment; forklift; and scissor lift operation. The Safety Specialist also establishes and updates written safety programs such as the Department's Hurricane Response and Evacuation programs.

The Department's safety program is comprised of annual inspections of twelve Department areas located throughout the islands of Maui, Moloka'i, and Lana'i. This task encompasses inspecting, reporting, and

Safety Section (Cont'd)

recommending improvements to safety practices for compliance with Occupational Safety and Health Administration ("OSHA") guidelines. The areas of inspection include base yards, offices, and equipment storage sites. Several documentation forms and kits are provided to facilitate workplace self-inspection as performed by the supervisors. In addition, the Safety Section provides Department staff with required safety protection in the form of Personal Protection Equipment (PPE) as well as oversees the Department's Safety Committee.

Grants Management Section

The Grants Management Section works to develop partnerships with the Community's non-profit organizations to improve the Department's park lands, facilities and recreation programs. Grants previously awarded to community partners include the Maui Inline Hockey Association for the replacement of the Kalama Park hockey rink's dasher boards and lights, the Bahay Kubo Foundation for the repair of the traditional bahay kubo at the Kepaniwai Heritage Gardens, and the Lahaina Restoration Foundation who assists the Department with the preservation and maintenance of the parks within the Lahaina Historic District. The Grants Management program also reviews grant applications for completeness, executes leases of park lands and monitors the use of the Department's public lands held in lease or license by our non-profit partners.

Master Planning

Master Planning for the Department is handled by the Planner VI. This position is responsible for identifying critical issues that need to be addressed in the master plan, preparing a scope of work for all master plans, managing these projects and the consultant teams, organizing community engagement events, and administering the contracts. Currently, the Planner is responsible for twelve master plan projects, of which two are complete. For larger regional projects that often involve other agencies and organizations, the Planner represents the Department of Parks and Recreation to ensure that its interests and goals are considered. Examples include the Kaahumanu Transit Oriented Development (TOD) Project and community plans for West and South Maui.

Administrative Office

The Administrative Office provides support services to the Director and Deputy along with all of the Department's Sections and Divisions. Section staff include the Administrative Officer, Personnel Assistant II, Personnel Assistant I, Pre-Audit Clerk II, Accountant II and our Staff Services Assistant. This team manages and directs all departmental programs and provides personnel, payroll, budget, management services, inventory oversight, vehicle compliance, health insurance information and processing, Worker's Compensation and Temporary Disability Insurance (TDI) compliance and assistance. This section also coordinates with other County departments and governmental agencies on issues relating to personnel and fiscal management.

Administration Program

Countywide Outcome(s)

The Administration Program supports the following countywide outcome(s):

- An Affordable, Healthy, and Thriving Community
- A Strong, Diversified Economy
- An Environmentally Responsible and Sustainable Community
- A Well-planned Public Infrastructure
- A Prepared, Safe and Livable County

Population Served

Maui County's de facto population of approximately 167,417 is allowed access to facilities and parks supported by the Parks Program.

Services Provided

The Administration Program provides support services to the other divisions, safety programs and training, enforcement of parks rules, issuance of parks permits, contract management, and the management of Department grants, licenses and leases.

Key Activity Goals & Measures – Administration

GOALS/OBJECTIVES	SUCCESS MEASUREMENTS	FY 2020 ACTUAL	FY 2021 ESTIMATE	FY 2022 ESTIMATE
Goal #1: Delivery of current key commitments.				
1. Implement OSHA and Maui County safety & health program to promote and maintain a safe work environment and to reduce hazards for employees and the public	# of safety inspections conducted on fields and at base yards	155	130	130
	# of training sessions conducted annually regarding proper use of safety equipment	43	60	60
	# of Department Safety committee meetings and Emergency drills conducted annually	N/A	12	12
	% of workers with adequate OSHA training	N/A	90%	90%
2. Provide direct feedback and provide opportunities for two-way communication to all department employees as it pertains to performance	% of annual performance evaluations completed by evaluation period	N/A	100%	100%

Administration Program

Key Activity Goals & Measures – Permit and Enforcement Section

GOALS/OBJECTIVES	SUCCESS MEASUREMENTS	FY 2020 ACTUAL	FY 2021 ESTIMATE	FY 2022 ESTIMATE
Goal #1: Delivery of current key commitments.				
1. Increase awareness of residents and visitors as well as education levels of staff members in regards to County parks rules and regulations and safe practices	% of parks inspected weekly by enforcement officers	40%	50%	50%
	Average # of citations issued monthly (Covid-19 impacts)	140	90	100
	% complete of standard ongoing training program for staff efficiency & public knowledge	50%	60%	60%
2. Create an efficient and effective permitting process with a high level of customer satisfaction	# of trainings/work sessions conducted with staff.	N/A	6	6

Program Budget Summary by Fiscal Year

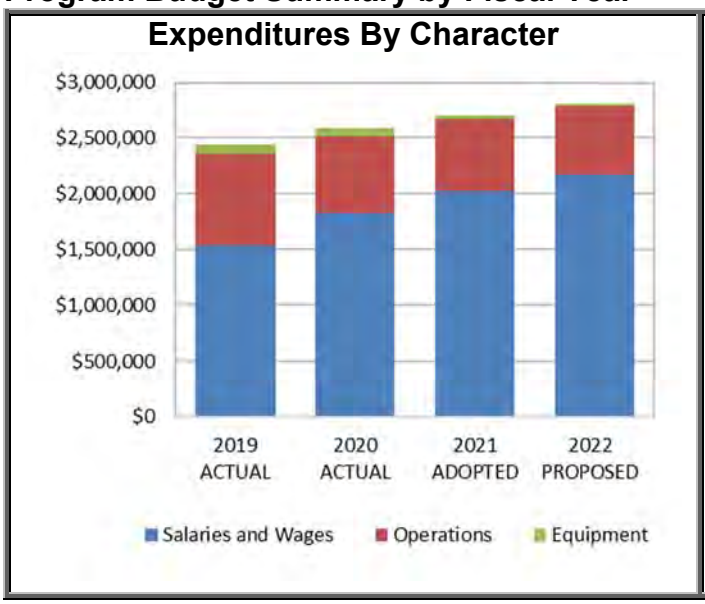

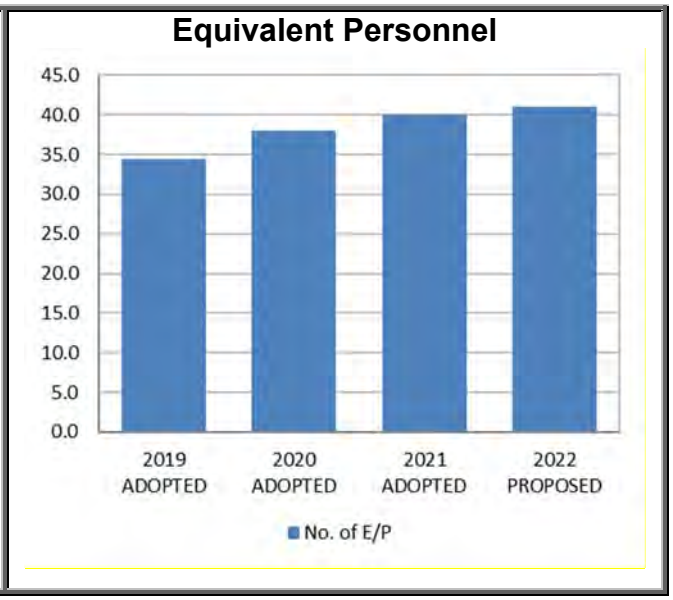

Administration Program

Expenditures Summary by Character & Object

CHARACTER/ OBJECT DESCRIPTION	2019 ACTUAL	2020 ACTUAL	2021 ADOPTED	2022 PROPOSED	CHANGE AMOUNT	CHANGE PERCENT
Salaries and Wages						
OTHER PREMIUM PAY	$132,308	$110,574	$65,000	$65,000	$0	N/A
WAGES & SALARIES	$1,403,629	$1,718,416	$1,961,132	$2,107,740	$146,608	7.5%
Salaries and Wages Total	**$1,535,938**	**$1,828,990**	**$2,026,132**	**$2,172,740**	**$146,608**	**7.2%**
Operations						
MATERIALS & SUPPLIES	$165,941	$171,424	$64,228	$58,253	-$5,975	-9.3%
OTHER COSTS	$551,300	$372,209	$411,402	$373,952	-$37,450	-9.1%
SERVICES	$75,191	$127,778	$140,300	$144,800	$4,500	3.2%
TRAVEL	$17,011	$8,268	$15,909	$15,909	$0	N/A
UTILITIES	$10,435	$10,900	$16,282	$16,882	$600	3.7%
Operations Total	**$819,879**	**$690,579**	**$648,121**	**$609,796**	**-$38,325**	**-5.9%**
Equipment						
LEASE PURCHASES	$4,954	$5,994	$9,500	$9,750	$250	2.6%
MACHINERY & EQUIPMENT	$81,543	$59,868	$16,670	$20,000	$3,330	20.0%
Equipment Total	**$86,497**	**$65,861**	**$26,170**	**$29,750**	**$3,580**	**13.7%**
Program Total	**$2,442,313**	**$2,585,430**	**$2,700,423**	**$2,812,286**	**$111,863**	**4.1%**

Equivalent Personnel Summary by Position Title

PROGRAM	2019 ADOPTED	2020 ADOPTED	2021 ADOPTED	2022 PROPOSED	CHANGE AMOUNT	CHANGE PERCENT
Accountant II	1.0	1.0	1.0	1.0	0.0	0.0%
Administrative Officer	1.0	1.0	1.0	1.0	0.0	0.0%
Contracts Clerk	1.0	1.0	1.0	1.0	0.0	0.0%
Deputy Director	1.0	1.0	1.0	1.0	0.0	0.0%
Director	1.0	1.0	1.0	1.0	0.0	0.0%
Grants Coordinator	1.0	1.0	1.0	1.0	0.0	0.0%
Office Operation Assistant II	1.0	1.0	1.0	1.0	0.0	0.0%
Park Permits Officer	1.0	1.0	1.0	1.0	0.0	0.0%
Park Security Enforcement Supervisor	1.0	1.0	1.0	1.0	0.0	0.0%
Park Security Officer I	10.0	11.0	13.0	14.0	1.0	7.7%
Parks Concession Contracts Specialist	1.0	1.0	1.0	1.0	0.0	0.0%
Personnel Assistant I	1.0	1.0	1.0	1.0	0.0	0.0%
Personnel Assistant II	1.0	1.0	1.0	1.0	0.0	0.0%
Planner VI	0.0	1.0	1.0	1.0	0.0	0.0%
Pre-Audit Clerk	1.0	1.0	1.0	1.0	0.0	0.0%
Private Secretary	1.0	1.0	1.0	1.0	0.0	0.0%
Safety Specialist II	1.0	1.0	1.0	1.0	0.0	0.0%
Special Events Specialist	2.0	2.0	2.0	2.0	0.0	0.0%
Staff Services Assistant	1.0	1.0	1.0	1.0	0.0	0.0%
Park Permits Clerk I	6.0	7.0	7.0	7.0	0.0	0.0%
Park Permits Support Clerk	0.5	1.0	1.0	1.0	0.0	0.0%
Program Total	**34.5**	**38.0**	**40.0**	**41.0**	**1.0**	**2.5%**

Administration Program

Continuation Budget Changes (+/- $10,000) from FY 2021 Adopted Budget

EXPLANATION OF BUDGET CHANGES	CHANGE AMOUNT	CHANGE E/P
Salaries and Wages		
915017A-5101 Regular Wages: Increase pursuant to the Collective Bargaining Agreement; position reallocation.	$45,708	0.0
915019A-5101 Regular Wages: Increase pursuant to the Collective Bargaining Agreement; increase funding to full year's salary for FY21 expansion positions.	$71,924	0.0
Operations		
OTHER COSTS:		
915019B-6244 Computer Software: Deletion of one-time appropriation for reports and annual permit software service agreement.	-$36,000	
Equipment		
915029C-7044 Other Equipment: Deletion of one-time FY21 appropriation.	-$16,670	

Expansion Budget Request from FY 2021 Adopted Budget

EXPLANATION OF BUDGET CHANGES	CHANGE AMOUNT	CHANGE E/P
Salaries and Wages		
915019A-5101 Regular Wages: Proposed Park Security Officer I expansion position.	$26,360	1.0
Operations		
MATERIALS & SUPPLIES:		
915019B-6051 Safety Supplies: For proposed expansion position.	$600	
915019B-6052 Small Tools: For proposed expansion position.	$125	
OTHER COSTS:		
915019B-6218 Meal Allowance: For proposed expansion position.	$100	
915019B-6255 Uniform Allowance: For proposed expansion position.	$850	
SERVICES:		
915029B-6138 R & M - Services/Contracts: Annual maintenance and monitoring of new Fire Alarm System required by code for War Memorial Complex offices.	$8,000	
UTILITIES:		
915019B-6152 Cellular Telephone: For proposed expansion position.	$600	
Equipment		
MACHINERY & EQUIPMENT:		
915029C-7044 Other Equipment: Replacement of ten (10) Automated External Defibrillators (AED's).	$20,000	
TOTAL EXPANSION BUDGET	**$56,635**	**1.0**

Administration Program

County Grant Subsidy Detail

Name of Grantee/Program	FY 2019 Actual	FY 2020 Actual	FY 2021 Adopted	FY 2022 Proposed
Lahaina Restoration Foundation	$223,600	$341,000	$191,000	$191,000
Maui Community Correctional Center for Workline Program	$116,799	$0	$117,000	$117,000
Maui Inline Hockey Association	$150,000	$0	$0	$0
Bahay Kubo Heritage Foundation	$20,000	$0	$0	$0
TOTAL COUNTY GRANT SUBSIDY - ADMINISTRATION PROGRAM	**$510,399**	**$341,000**	**$308,000**	**$308,000**

County Grant Subsidy Program Description

Lahaina Restoration Foundation

The grant provides funding to maintain and preserve the Lahaina Historic District and provide maintenance and grounds keeping to areas not serviced regularly by normal, routine County programs. It includes the daily removal of garbage, the maintenance of trash receptacles, removal of graffiti, repair and maintenance of sprinkler systems, cleaning of sidewalks and gutters, and ongoing improvements to historic signs and displays within the historic district, as approved and recommended by the Maui County Cultural Resources Commission. In addition, lawn upkeep and planter maintenance, tree trimming and pruning, and maintenance of lighting systems within parks and public areas are provided.

Maui Community Correctional Center Workline Program

The Maui Community Correctional Center ("MCCC") Workline Program prepares inmates for reintegration back into society. The MCCC Workline program promotes teamwork, job safety and responsibility, respectfulness, and work ethic, which become the foundation of an inmate's successful reintegration to the community. The Program's goal is to teach the inmate to become a more responsible and contributing member to the community while learning job skills.

Administration Program

Program Budget Summary by Fiscal Year – Grant Revenue Fund

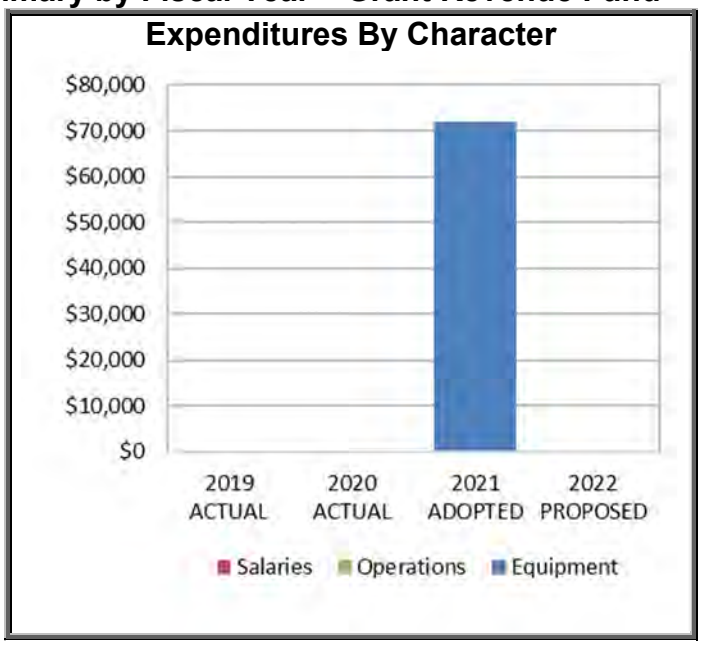

Expenditures Summary by Character & Object – Grant Revenue Fund

CHARACTER/ OBJECT DESCRIPTION	2019 ACTUAL	2020 ACTUAL	2021 ADOPTED	2022 PROPOSED	CHANGE AMOUNT	CHANGE PERCENT
Salaries and Wages						
OTHER PREMIUM PAY	$0	$0	$0	$0	$0	N/A
WAGES & SALARIES	$0	$0	$0	$0	$0	N/A
Salaries and Wages Total	**$0**	**$0**	**$0**	**$0**	**$0**	**N/A**
Operations						
MATERIALS & SUPPLIES	$0	$0	$0	$0	$0	N/A
OTHER COSTS	$0	$0	$0	$0	$0	N/A
SERVICES	$0	$0	$0	$0	$0	N/A
Operations Total	**$0**	**$0**	**$0**	**$0**	**$0**	**N/A**
Equipment						
MACHINERY & EQUIPMENT	$0	$0	$72,000	$0	-$72,000	-100.0%
Equipment Total	**$0**	**$0**	**$72,000**	**$0**	**-$72,000**	**N/A**
Program Total	**$0**	**$0**	**$72,000**	**$0**	**-$72,000**	**N/A**

Equivalent Personnel Summary by Position Title – Grant Revenue Fund

The Administration Program does not have equivalent personnel funded through the Grant Revenue Fund.

Administration Program

Program Description

The Ocean Recreational Activity Fund was established and created for the collection of fees for the review of applications and issuance of permits submitted under Article VII, Commercial Ocean Recreational Activity ("CORA"), Chapter 13.04A, Maui County Code ("MCC"). Funds may be expended for purposes relating to the implementation of Article VII, including, but not limited to, the provision of salaries, the purchase of equipment, and the maintenance of County property. The CORA Fund is appropriated annually during the budget process.

Countywide Outcome(s)

The Administration Program supports the following countywide outcome(s):

- An Affordable, Healthy, and Thriving Community
- A Strong, Diversified Economy
- An Environmentally Responsible and Sustainable Community
- A Prepared, Safe and Livable County

Population Served

Maui County's de facto population of approximately 167,417 is allowed access to facilities and parks supported by the Parks Program.

Services Provided

The CORA Fund assists in facilitating educational opportunities through efforts of the permits office and park enforcement staff working with CORA operators, clients, and beach goers alike. The fund has historically provided for instructional opportunities, vehicles, and other equipment to assist efforts in reaching permit holders and impacted beach parks on a consistent basis.

Key Activity Goals & Measures – Administration

GOALS/OBJECTIVES	SUCCESS MEASUREMENTS	FY 2020 ACTUAL	FY 2021 ESTIMATE	FY 2022 ESTIMATE
Goal #1: Delivery of current key commitments.				
1. Re-establish, improve, and facilitate, to the extent practicable, the ocean/environmental protection and cultural awareness (OPACA) programs each year to ensure that CORA operators have the necessary foundation to be responsible stewards on public lands.	# of OPACA programs facilitated per year	N/A	2	1

Administration Program

Program Budget Summary by Fiscal Year – Revolving Fund

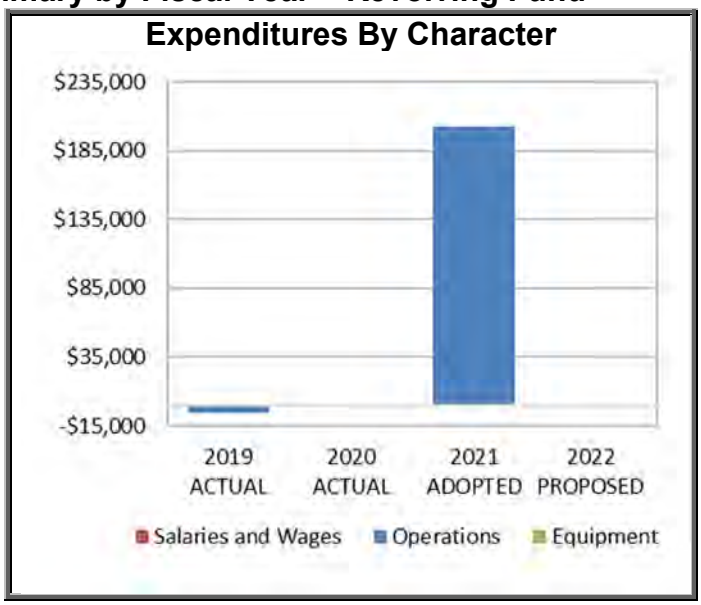

Expenditures Summary by Character & Object – Revolving Fund

CHARACTER/ OBJECT DESCRIPTION	2019 ACTUAL	2020 ACTUAL	2021 ADOPTED	2022 PROPOSED	CHANGE AMOUNT	CHANGE PERCENT
Salaries and Wages						
OTHER PREMIUM PAY	$0	$0	$0	$0	$0	N/A
WAGES & SALARIES	$0	$0	$0	$0	$0	N/A
Salaries and Wages Total	**$0**	**$0**	**$0**	**$0**	**$0**	**N/A**
Operations						
OTHER COSTS	$0	$0	$2,200	$1,100	-$1,100	-50.0%
SERVICES	-$6,000	$0	$200,000	$0	-$200,000	-100.0%
Operations Total	**-$6,000**	**$0**	**$202,200**	**$1,100**	**-$201,100**	**-99.5%**
Equipment						
MACHINERY & EQUIPMENT	$0	$0	$0	$0	$0	N/A
Equipment Total	**$0**	**$0**	**$0**	**$0**	**$0**	**N/A**
Program Total	**-$6,000**	**$0**	**$202,200**	**$1,100**	**-$201,100**	**N/A**

Equivalent Personnel Summary by Position Title – Revolving Fund

The Administration Program does not have equivalent personnel funded through the Revolving Fund.

Parks Program

Program Description

The Parks Program includes the Beautification and Construction Maintenance Sections, the Waiehu Municipal Golf Course, and the Planning and Development Division.

The Beautification Section is responsible for turf management, greenways landscaping, and tree maintenance in parks. The section is comprised of Nursery Workers, Automatic Sprinkler System Repairers, Heavy Equipment Operator, Laborers, and Chemical Treatment Workers.

The Construction Maintenance Section is responsible for repair and improvement projects such as, but not limited to, plumbing, electrical, swimming pool, building, equipment, welding, and fencing. Their team is comprised of the General Construction Maintenance Supervisor II, Electrician-Electronic Equipment Repairers, Pump Mechanics, Automotive Mechanics, Carpenter-Cabinet Makers, Painters, Building Maintenance Repairers, and Heavy Equipment Operators.

The Waiehu Municipal Golf Course is responsible for managing greens, fairways, tee boxes, and providing a healthy, relaxing, and affordable round of golf. This team is made up of the Golf Course Superintendent, Maintenance Supervisor, Groundskeepers, Automatic Sprinkler System Repairer, Chemical Treatment Worker, Power Mower Repairers, Janitor, and Golf Course Operations Clerks.

The Planning and Development Division initiates, schedules, and implements the Department's Capital Improvement Program ("CIP") to support the recreational and leisure needs of Maui County residents and visitors. This work encompasses the coordination of planning, land acquisition, budgeting, design, permitting, construction, and management of all Department CIP projects.

The Division also reviews all new subdivision and building permit applications, and community development projects, for compliance with Section 18.16.320, MCC, and for optimum location and adequate acreage of park spaces to accommodate the projected population's future recreational endeavors.

Countywide Outcome(s)

The Parks Program supports the following countywide outcome(s):

- An Affordable, Healthy, and Thriving Community
- A Strong, Diversified Economy
- An Environmentally Responsible and Sustainable Community
- A Well-planned Public Infrastructure
- A Prepared, Safe and Livable County

Population Served

Maui County's de facto population of approximately 167,417 is allowed access to facilities and parks supported by the Parks Program.

Services Provided

The Parks Program maintains park recreational facilities, parks trees, as well as oversees the operations of the Waiehu Municipal Golf Course, and provides services relating to the completion of the Department's capital projects.

Key Activity Goals & Measures

GOALS/OBJECTIVES	SUCCESS MEASUREMENTS	FY 2020 ACTUAL	FY 2021 ESTIMATE	FY 2022 ESTIMATE
Goal #1: Delivery of current key commitments.				
1. Develop and implement an Annual Preventative Maintenance Plan	# annual preventative maintenance programs newly implemented	6	8	8
	% of rectangle fields aerified, top dressed, fertilized and monitored bi-annually	75%	75%	75%
	% of diamond fields aerified, top dressed, fertilized and monitored bi-annually	72%	75%	75%
	# of rectangular fields renovated and monitored annually	8	7	8
	# of diamond fields renovated and monitored annually	9	10	10
2. Complete deferred facility and parks maintenance projects	# of chain link replaced annually in linear feet	N/A	N/A	1,500
	% of parks with upgraded irrigation or water management systems installed	82%	91%	95%
	% of work orders responded to within 48 hours	79%	94%	95%
	# of parking lots sealed and/or restriped annually	N/A	N/A	4
Goal #2: Identify plan for new strategic initiatives.				
1. Implement the Department's Capital Projects effectively and efficiently	% of line item capital improvement projects contracted for design within six months of funds being appropriated	N/A	80%	80%
	% of fully funded, designed, and permitted line item capital improvement construction projects encumbered within twelve months of funds being appropriated	N/A	80%	80%

Key Activity Goals & Measures (cont'd)

GOALS/OBJECTIVES	SUCCESS MEASUREMENTS	FY 2020 ACTUAL	FY 2021 ESTIMATE	FY 2022 ESTIMATE
Goal #2: Identify plan for new strategic initiatives. (cont'd)				
1. Implement the Department's Capital Projects effectively and efficiently (cont'd)	% of projects where construction is substantially completed within the contracted time of performance	N/A	80%	80%

Key Activity Goals & Measures - Waiehu Golf Course

GOALS/OBJECTIVES	SUCCESS MEASUREMENTS	FY 2020 ACTUAL	FY 2021 ESTIMATE	FY 2022 ESTIMATE
Goal #1: Delivery of current key commitments.				
1. Reduction of weed population per 5 year schedule	% of greens free of weeds	99%	99%	99%
	% of tees free of weeds	95%	94%	96%
	% of fairways free of weeds	85%	92%	90%
2. Develop and implement a spot spraying program around greens and on and around tees	% of greens with a spot spray program implemented	100%	100%	100%
Goal #2: Identify plans for new strategic initiatives.				
1. Increase rounds played by Maui County residents	# of rounds played by retirees and students	32,444	34,000	34,000
	# of rounds played by adult residents	16,909	15,000	17,000
2. Increase rounds played by non-residents	# of rounds played by non-residents	3,460	5,000	1,500
	# of rounds played by Hawaii State residents (Maui County non-residents)	1,053	4,300	1,100
3. Increase in revenue generated	% increase in revenue generated	7%	5%	7%

Parks Program

Program Budget Summary by Fiscal Year

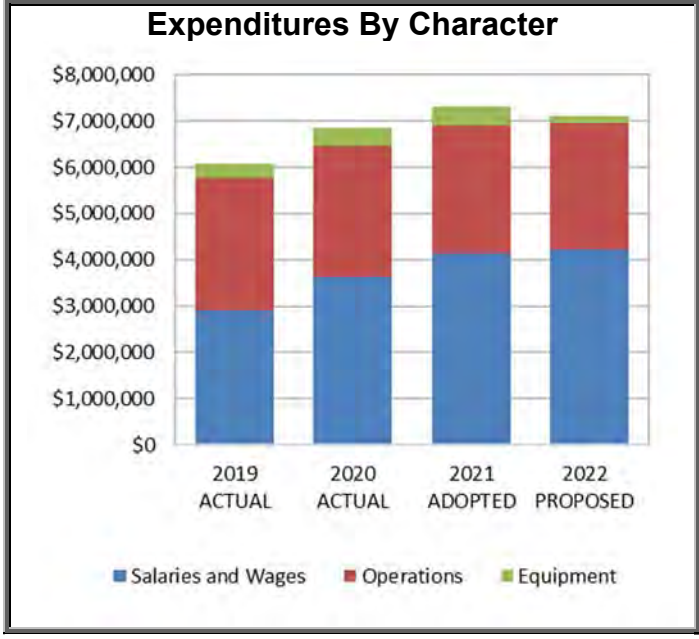

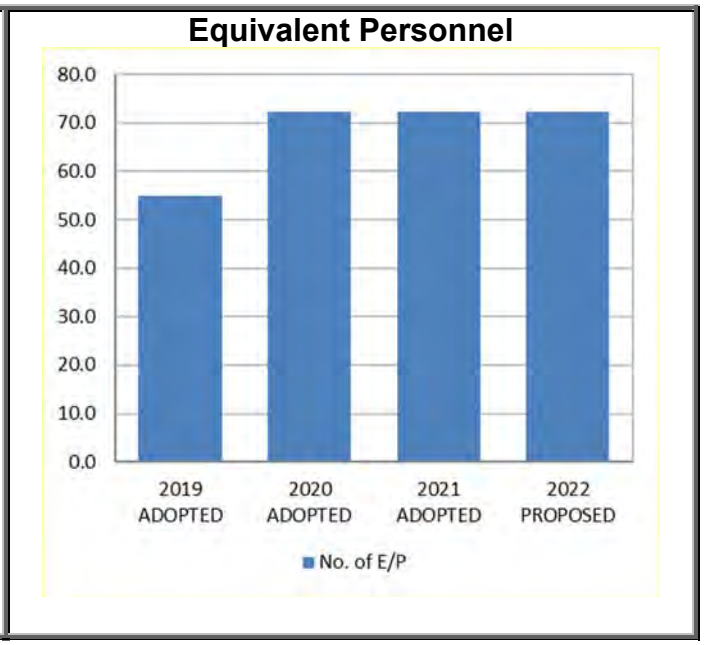

Expenditures Summary by Character & Object

CHARACTER/ OBJECT DESCRIPTION	2019 ACTUAL	2020 ACTUAL	2021 ADOPTED	2022 PROPOSED	CHANGE AMOUNT	CHANGE PERCENT
Salaries and Wages						
OTHER PREMIUM PAY	$95,132	$123,263	$88,393	$88,393	$0	N/A
WAGES & SALARIES	$2,807,354	$3,500,449	$4,070,103	$4,148,029	$77,926	1.9%
Salaries and Wages Total	**$2,902,485**	**$3,623,713**	**$4,158,496**	**$4,236,422**	**$77,926**	**1.9%**
Operations						
MATERIALS & SUPPLIES	$909,803	$950,311	$1,394,279	$1,394,279	$0	N/A
OTHER COSTS	$36,697	$26,570	$35,179	$35,179	$0	N/A
SERVICES	$1,867,544	$1,634,607	$1,051,122	$1,014,122	-$37,000	-3.5%
TRAVEL	$10,660	$5,990	$12,387	$12,387	$0	N/A
UTILITIES	$38,212	$215,652	$255,375	$255,375	$0	N/A
Operations Total	**$2,862,916**	**$2,833,130**	**$2,748,342**	**$2,711,342**	**-$37,000**	**-1.3%**
Equipment						
LEASE PURCHASES	$82,305	$121,475	$101,392	$24,279	-$77,113	-76.1%
MACHINERY & EQUIPMENT	$244,623	$271,573	$302,500	$136,000	-$166,500	-55.0%
Equipment Total	**$326,927**	**$393,048**	**$403,892**	**$160,279**	**-$243,613**	**-60.3%**
Program Total	**$6,092,329**	**$6,849,891**	**$7,310,730**	**$7,108,043**	**-$202,687**	**-2.8%**

Parks Program

Equivalent Personnel Summary by Position Title

PROGRAM	2019 ADOPTED	2020 ADOPTED	2021 ADOPTED	2022 PROPOSED	CHANGE AMOUNT	CHANGE PERCENT
Aborist	0.0	0.0	0.0	0.0	0.0	0.0%
Automatic Sprinkler System Repairer I	7.0	8.0	8.0	8.0	0.0	0.0%
Automatic Sprinkler System Repairer II	1.0	1.0	1.0	1.0	0.0	0.0%
Automotive Mechanic Helper	0.0	0.0	0.0	0.0	0.0	0.0%
Automotive Mechanic I	1.0	1.0	1.0	1.0	0.0	0.0%
Automotive Mechanic II	1.0	1.0	1.0	1.0	0.0	0.0%
Building Maintenance Repairer I	6.0	4.0	4.0	4.0	0.0	0.0%
Building Maintenance Repairer II	1.0	1.0	1.0	1.0	0.0	0.0%
Carpenter/Cabinet Maker I	1.0	1.0	1.0	1.0	0.0	0.0%
Carpenter/Cabinet Maker II	1.0	1.0	1.0	1.0	0.0	0.0%
Chemical Treatment Worker II	1.0	2.0	2.0	2.0	0.0	0.0%
Chief of Planning & Development	1.0	1.0	1.0	1.0	0.0	0.0%
CIP Coordinator	4.0	4.0	4.0	4.0	0.0	0.0%
Civil Engineer IV	1.0	1.0	1.0	1.0	0.0	0.0%
Clerk III	1.0	1.0	1.0	1.0	0.0	0.0%
Computer Applications Support Technician II	0.0	1.0	1.0	1.0	0.0	0.0%
Electric Pump Mechanic Maintenance Repairer I	1.0	1.0	1.0	1.0	0.0	0.0%
Electric Pump Mechanic Maintenance Repairer II	1.0	1.0	1.0	1.0	0.0	0.0%
Electrician I	1.0	1.0	1.0	1.0	0.0	0.0%
Electrician-Electronic Equipment Repairer II	1.0	1.0	1.0	1.0	0.0	0.0%
Equipment Operator III	3.0	3.0	3.0	3.0	0.0	0.0%
General Construction/Maintenance Supervisor II	1.0	1.0	1.0	1.0	0.0	0.0%
Golf Course Groundskeeper II	0.0	1.0	1.0	1.0	0.0	0.0%
Golf Course Maintenance Supervisor	0.0	1.0	1.0	1.0	0.0	0.0%
Golf Course Operations Clerk	0.0	4.0	4.0	4.0	0.0	0.0%
Golf Course Operations Clerk, HT	0.0	0.5	0.5	0.5	0.0	0.0%
Golf Course Superintendent	0.0	1.0	1.0	1.0	0.0	0.0%
Golf Course Groundskeeper I	0.0	4.0	4.0	4.0	0.0	0.0%
Golf Course Groundskeeper I, HT	0.0	0.5	0.5	0.5	0.0	0.0%
Golf Course Groundskeeper II	0.0	5.0	5.0	5.0	0.0	0.0%
Janitor I, PT	0.0	0.4	0.4	0.4	0.0	0.0%
Labor Supervisor I	1.0	1.0	1.0	1.0	0.0	0.0%
Laborer II	1.0	1.0	1.0	1.0	0.0	0.0%
Nursery Worker I	3.0	3.0	3.0	3.0	0.0	0.0%
Nursery Worker II	2.0	2.0	2.0	2.0	0.0	0.0%
Painter I	1.0	1.0	1.0	1.0	0.0	0.0%
Painter II	1.0	1.0	1.0	1.0	0.0	0.0%
Park Maintenance Superintendent	1.0	1.0	1.0	1.0	0.0	0.0%
Park Project Coordinator	1.0	1.0	1.0	1.0	0.0	0.0%
Parks Beautification Manager	1.0	1.0	1.0	1.0	0.0	0.0%
Planner VI	1.0	0.0	0.0	0.0	0.0	0.0%
Plumber I	1.0	1.0	1.0	1.0	0.0	0.0%
Plumber II	1.0	1.0	1.0	1.0	0.0	0.0%
Power Mower Repairer I	0.0	1.0	1.0	1.0	0.0	0.0%
Power Mower Repairer II	0.0	1.0	1.0	1.0	0.0	0.0%
Secretary I	2.0	2.0	2.0	2.0	0.0	0.0%
Temporary Internal Transfer Position	2.0	0.0	0.0	0.0	0.0	0.0%
Tree Trimmer/Chemical Treatment Helper	1.0	1.0	1.0	1.0	0.0	0.0%
Turf Manager	0.0	0.0	0.0	0.0	0.0	0.0%
Program Total	**55.0**	**72.4**	**72.4**	**72.4**	**0.0**	**0.0%**

Parks Program

Continuation Budget Changes (+/- $10,000) from FY 2021 Adopted Budget

EXPLANATION OF BUDGET CHANGES	CHANGE AMOUNT	CHANGE E/P
Salaries and Wages		
915321A-5101 Regular Wages: Increase pursuant to the Collective Bargaining Agreement.	$23,136	0.0
915681A-5101 Regular Wages: Increase pursuant to the Collective Bargaining Agreement.	$10,068	0.0
915682A-5101 Regular Wages: Increase pursuant to the Collective Bargaining Agreement; position filled at higher salary rate.	$27,446	0.0
Operations		
SERVICES:		
915321B-6132 Professional Services: Deletion of one-time appropriation for assessment of irrigation pond.	-$37,000	
Equipment		
MACHINERY AND EQUIPMENT:		
915321C-7037 Golf Course Equipment: Deletion of one-time FY21 appropriation.	-$42,000	
915667C-7040 Motor Vehicles: Deletion of one-time FY21 appropriation.	-$110,500	
915667C-7046 Parks Maintenance Equipment: Deletion of one-time FY21 appropriation.	-$150,000	
915680C-7105 Leased Equipment: 5 year lease ended in November 2020.	-$80,113	

Expansion Budget Request from FY 2021 Adopted Budget

EXPLANATION OF BUDGET CHANGES	CHANGE AMOUNT	CHANGE E/P
Salaries and Wages		
None.	$0	0.0
Operations		
None.	$0	0.0
Equipment		
MACHINERY AND EQUIPMENT:		
915321C-7037 Golf Course Equipment: Replacement of a GreensMaster Triflex.	$81,000	
915680C-7040 Motor Vehicles: Replace Pickup Truck with Utility Box and Rack.	$55,000	
915682C-7105 Leased Equipment: Replace existing Sharp MX4110N printer/copier with a new 5-year lease.	$3,000	
TOTAL EXPANSION BUDGET	**$139,000**	**0.0**

Recreation and Support Services Program

Program Description

The Recreation and Support Services Program provides recreational and daily maintenance support services for the 2,543 developed park acres expanded across six districts in the County of Maui. A variety of recreation programs are provided at beach parks, community parks, community centers, gymnasiums, sports fields, tennis and outdoor basketball courts, playgrounds, skate parks, pools, and picnic areas. This Program also provides pool guard services, including rescues, first aid, and water safety awareness programs at county swimming pools while facilitating aquatics-oriented recreational programs such as Learn-to-Swim, exercise and therapeutic classes, and water safety and first aid certification classes. This program also oversees and conducts in-service training for County pool guards to keep water safety skills and certifications up-to-date.

Programs and Operations:

Play and Learn Sessions (PALS) Section

The PALS Section of our Recreation and Support Services Division offers quality cultural, sport, recreational and learning programs for children ages 5 to 12 during the summer and intersession periods throughout Maui County. Seasonal staff are employed to manage the 21 PALS sites on Maui and Molokai. The PALS Food Service Program is federally funded through the U.S. Department of Agriculture (USDA) and administered by the Department of Education (DOE), Office of Hawaii Child Nutrition Programs.

Pools Section

The Pools Section is responsible for providing trained pool guard staff at the nine County pools. Staff also provide aquatic programs at these pools. Participants of these programs learn to swim, get fit in our water aerobics or lifeguarding courses, and reduce stress by lap swimming at one of the community pools.

Recreation and Support Services – Administration Staff

The Recreation and Support Services Program Administrative staff provides specialized assistance and oversees all sections within the program. This section also assists the Department in planning, developing, and directing the implementation of recreation and inclusion programs.

Recreation and Support Services – Districts

This section is comprised of six districts: East/Hana, West/Lanaʻi, South, Wailuku, Central, and Molokaʻi. Each district is responsible for the daily maintenance and operations of the parks and facilities within their area. District staff also organize, direct, and oversee the recreational programs for each of their unique communities.

Countywide Outcome(s)

The Recreation and Support Services Program supports the following countywide outcome(s):

- An Affordable, Healthy, and Thriving Community
- A Strong, Diversified Economy
- An Environmentally Responsible and Sustainable Community
- A Well-planned Public Infrastructure
- A Prepared, Safe and Livable County

Population Served

Maui County's de facto population of approximately 167,417 is allowed access to facilities and parks supported by the Recreation and Support Services Program.

Recreation and Support Services Program

Services Provided

The Recreation and Support Services Program provides a variety of active and passive recreational opportunities for the community. Cultural, inclusive, and adaptive programming activities are also available. Players of all ages looking to participate in a variety of sports leagues and tournaments will find an abundance of programming coordinated by the Department's recreation staff at our various fields and gyms. The Pools Section provides water programs at selected pools and lifeguard services at all County pools. The PALS Section provides a high valued, safe, and nurturing recreation program for the children of Maui County that address the physical, social, cultural and educational needs of our keiki. The Recreation and Support Services Program also provides maintenance and custodial services that includes general landscaping, janitorial duties, facility preparation, and field lining. Timely and quality customer service to enhance and preserve the beauty and safety of our parks facilities, services and programs for all youth, adults, senior citizens and participants with disabilities are what drive and define this Program.

Key Activity Goals & Measurements

GOALS/OBJECTIVES	SUCCESS MEASUREMENTS	FY 2020 ACTUAL	FY 2021 ESTIMATE	FY 2022 ESTIMATE
Goal #1: Delivery of current key commitments.				
1. To provide quality park facilities for the community	% of quarterly facility inspections completed	N/A	80%	85%
	% of satisfied users with facility surveys	92%	96%	96%
Goal #2: Identify plan for new strategic initiatives				
1. To provide additional recreation opportunities through innovative and creative programming with new programs	Update existing or implement new recreation programs	7	8	8
	% of children's satisfaction level at or above satisfactory in district recreation programs	94%	85%	85%
	% of children's satisfaction level at or above satisfactory in the PALS programs	96%	96%	96%
	% of parents' satisfaction level at or above satisfactory in the PALS program	96%	96%	96%
	# of other participants in Aquatics program.	36,924	29,500	29,500

Key Activity Goals & Measurements (Cont'd)

Goal #3: Improve pro-active communication with key stakeholders within and outside of the Parks Department.				
1. Provide pertinent training and professional development for program staff	% of Pools personnel who maintain their American Red Cross Lifeguard, first aid, cardio-pulmonary resuscitation and American Red Cross Emergency Medical Responder certifications	100%	100%	100%
	% of Pools personnel who maintain their Certified Pool Operator certification	50%	50%	50%
	# of annual training hours provided for Recreation staff	740	N/A	800

Program Budget Summary by Fiscal Year – General Fund

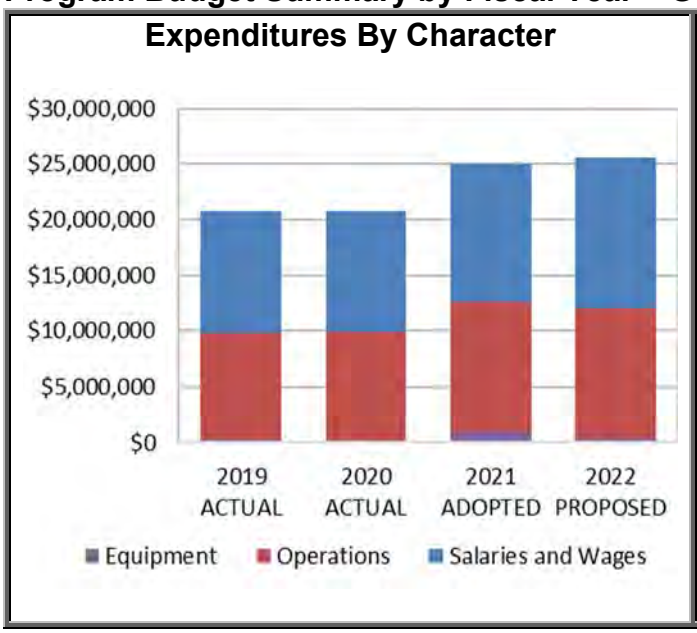

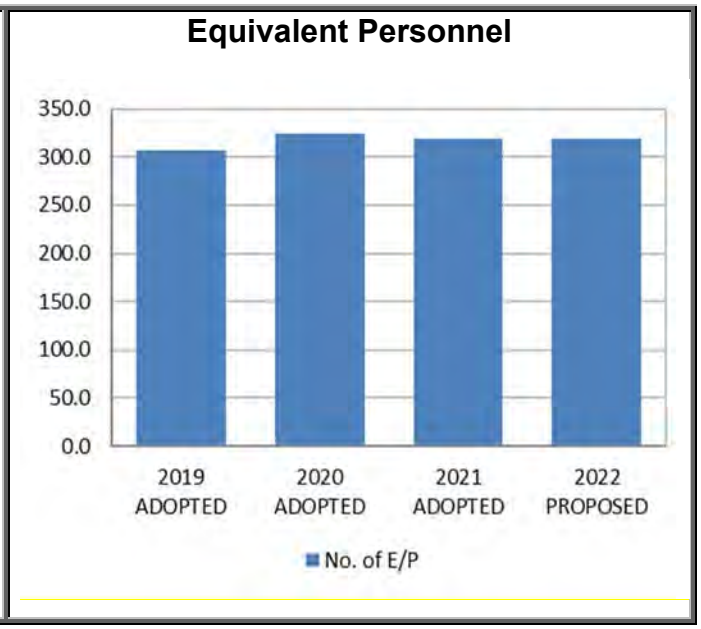

Recreation and Support Services Program

Expenditures Summary by Character & Object – General Fund

CHARACTER/ OBJECT DESCRIPTION	2019 ACTUAL	2020 ACTUAL	2021 ADOPTED	2022 PROPOSED	CHANGE AMOUNT	CHANGE PERCENT
Salaries and Wages						
OTHER PREMIUM PAY	$419,738	$357,813	$304,885	$304,885	$0	N/A
WAGES & SALARIES	$10,518,086	$10,480,812	$12,167,623	$13,278,291	$1,110,668	9.1%
Salaries and Wages Total	**$10,937,824**	**$10,838,626**	**$12,472,508**	**$13,583,176**	**$1,110,668**	**8.9%**
Operations						
MATERIALS & SUPPLIES	$1,289,830	$1,240,185	$1,607,259	$1,613,919	$6,660	0.4%
OTHER COSTS	$254,816	$133,989	$298,257	$298,257	$0	N/A
SERVICES	$3,584,796	$4,008,733	$4,451,049	$4,510,549	$59,500	1.3%
TRAVEL	$41,115	$15,071	$21,340	$21,340	$0	N/A
UTILITIES	$4,342,888	$4,287,537	$5,175,879	$5,175,879	$0	N/A
Operations Total	**$9,513,445**	**$9,685,515**	**$11,553,784**	**$11,619,944**	**$66,160**	**0.6%**
Equipment						
LEASE PURCHASES	$2,000	$3,306	$5,000	$5,000	$0	N/A
MACHINERY & EQUIPMENT	$288,802	$215,697	$994,500	$360,000	-$634,500	-63.8%
Equipment Total	**$290,802**	**$219,003**	**$999,500**	**$365,000**	**-$634,500**	**-63.5%**
Program Total	**$20,742,071**	**$20,743,143**	**$25,025,792**	**$25,568,120**	**$542,328**	**2.2%**

Equivalent Personnel Summary by Position Title – General Fund

PROGRAM	2019 ADOPTED	2020 ADOPTED	2021 ADOPTED	2022 PROPOSED	CHANGE AMOUNT	CHANGE PERCENT
Assistant Chief of Recreation	1.0	1.0	1.0	1.0	0.0	0.0%
Assistant Park Permits Officer	0.0	0.0	0.0	0.0	0.0	0.0%
Automatic Sprinkler System Repairer I	1.0	1.0	1.0	1.0	0.0	0.0%
Building Maintenance Repairer I	6.0	7.0	8.0	8.0	0.0	0.0%
Building Maintenance Repairer II	4.0	5.0	6.0	6.0	0.0	0.0%
Chief of Aquatics	0.0	0.0	0.0	0.0	0.0	0.0%
Chief of Recreation	1.0	1.0	1.0	1.0	0.0	0.0%
Clerk III	3.0	3.0	3.0	3.0	0.0	0.0%
Clerk III, HT	0.5	0.5	0.5	0.5	0.0	0.0%
District Supervisor I	2.0	2.0	2.0	2.0	0.0	0.0%
Electric Pump Mechanic Maintenance Repairer I	0.0	0.0	0.0	0.0	0.0	0.0%
Electric Pump Mechanic Maintenance Repairer II	0.0	0.0	0.0	0.0	0.0	0.0%
Janitor II	3.3	2.3	2.3	2.3	0.0	0.0%
Lanai: 1 Site Coordinator	0.4	0.4	0.4	0.4	0.0	0.0%
Lanai: 2 Aides	0.3	0.3	0.3	0.3	0.0	0.0%
Lanai: 2 Directors	0.3	0.3	0.3	0.3	0.0	0.0%
Lanai: 2 Leaders	0.3	0.3	0.3	0.3	0.0	0.0%
LTA positions	0.0	8.0	0.0	0.0	0.0	0.0%
Maui: 1 Office Assistant	0.8	0.8	0.8	0.8	0.0	0.0%
Maui: 129 Leaders	26.5	26.5	26.5	26.5	0.0	0.0%
Maui: 18 Site Coordinators	4.4	4.4	4.4	4.4	0.0	0.0%
Maui: 18 Specialists	3.1	3.1	3.1	3.1	0.0	0.0%
Maui: 44 Directors	9.7	9.7	9.7	9.7	0.0	0.0%
Maui: 71 Aides	15.5	15.5	15.5	15.5	0.0	0.0%
Maui: Program Services Assistant	1.0	1.0	1.0	1.0	0.0	0.0%
Maui: Recreation Aide	1.0	1.0	1.0	1.0	0.0	0.0%
Molokai: 9 Aides	1.2	1.2	1.2	1.2	0.0	0.0%
Molokai: 13 Leaders	2.3	2.3	2.3	2.3	0.0	0.0%
Molokai: 4 Site Coordinators	1.0	1.0	1.0	1.0	0.0	0.0%
Molokai: 8 Directors	1.6	1.6	1.6	1.6	0.0	0.0%

Recreation and Support Services Program

Equivalent Personnel Summary by Position Title – General Fund (Cont'd)

PROGRAM	2019 ADOPTED	2020 ADOPTED	2021 ADOPTED	2022 PROPOSED	CHANGE AMOUNT	CHANGE PERCENT
Office Operations Assistant II	4.0	4.0	4.0	4.0	0.0	0.0%
Park Caretaker (Summer Intern)	2.0	2.0	2.0	2.0	0.0	0.0%
Park Caretaker I	75.8	82.8	83.0	83.0	0.0	0.0%
Park Caretaker I, HT	9.0	9.0	9.0	9.0	0.0	0.0%
Park Caretaker II	24.0	24.0	24.0	24.0	0.0	0.0%
Park Caretaker (Summer Intern)	1.0	1.0	1.0	1.0	0.0	0.0%
Park Maintenance Supervisor	7.0	7.0	7.0	7.0	0.0	0.0%
Park Permits Clerk I (East)	0.0	0.0	0.0	0.0	0.0	0.0%
Park Support Services Coordinator	0.0	0.0	0.0	0.0	0.0	0.0%
Parks & Recreation District Supervisor III	6.0	6.0	6.0	6.0	0.0	0.0%
Pool Guard	28.0	28.0	28.5	28.5	0.0	0.0%
Pool Guard, HT	2.0	2.0	1.5	1.5	0.0	0.0%
Pools Manager	1.0	1.0	1.0	1.0	0.0	0.0%
Program Specialist	0.0	0.0	0.0	0.0	0.0	0.0%
Recreation Aide	2.5	4.0	4.0	4.0	0.0	0.0%
Recreation Aide, HT	3.0	3.0	3.0	3.0	0.0	0.0%
Recreation Assistant I	3.5	3.5	3.5	3.5	0.0	0.0%
Recreation Assistant II	4.0	4.0	4.0	4.0	0.0	0.0%
Recreation Leader II	1.0	1.0	1.0	1.0	0.0	0.0%
Recreation Leader III	5.0	5.0	5.0	5.0	0.0	0.0%
Recreation Program Planner	1.0	1.0	1.0	1.0	0.0	0.0%
Recreation Specialist	2.0	2.0	2.0	2.0	0.0	0.0%
Recreation Technician I	7.0	7.0	7.0	7.0	0.0	0.0%
Recreation Technician II	1.0	1.0	1.0	1.0	0.0	0.0%
Secretary I	0.0	0.0	0.0	0.0	0.0	0.0%
Secretary II	1.0	1.0	1.0	1.0	0.0	0.0%
Senior Pool Guard	8.0	8.0	8.0	8.0	0.0	0.0%
Staff Services Assistant	1.0	1.0	1.0	1.0	0.0	0.0%
Summer Lifeguard	3.3	3.3	3.3	3.3	0.0	0.0%
Tractor Mower Operator	13.0	13.0	13.0	13.0	0.0	0.0%
Program Total	**307.3**	**324.8**	**319.0**	**319.0**	**0.0**	**0.0%**

Continuation Budget Changes (+/- $10,000) from FY 2021 Adopted Budget

EXPLANATION OF BUDGET CHANGES	CHANGE AMOUNT	CHANGE E/P
Salaries and Wages		
915055A-5101 Regular Wages: Restore budget following reduction due to COVID-19; increase pursuant to the Collective Bargaining Agreement.	$852,952	0.0
915074A-5101 Regular Wages: Increase pursuant to the Collective Bargaining Agreement; increase funding to full year's salary for FY21 expansion positions.	$51,020	0.0
915082A-5101 Regular Wages: Increase pursuant to the Collective Bargaining Agreement; positions filled at lower rates.	$14,484	0.0
915090A-5101 Regular Wages: Increase pursuant to the Collective Bargaining Agreement.	$21,354	0.0
915116A-5101 Regular Wages: Increase pursuant to the Collective Bargaining Agreement; position filled at lower step.	$31,320	0.0
915343A-5101 Regular Wages: Increase pursuant to the Collective Bargaining Agreement.	$16,446	0.0
915714A-5101 Regular Wages: Increase pursuant to the Collective Bargaining Agreement.	$109,128	0.0

Continuation Budget Changes (+/- $10,000) from FY 2021 Adopted Budget (Cont'd)

EXPLANATION OF BUDGET CHANGES	CHANGE AMOUNT	CHANGE E/P
Operations		
None.	$0	
Equipment		
MACHINERY & EQUIPMENT:		
915074C-7040 Motor Vehicles: Deletion of one-time FY21 appropriation.	-$100,000	
915082C-7040 Motor Vehicles: Deletion of one-time FY21 appropriation.	-$100,000	
915082C-7046 Parks Maintenance Equipment: Deletion of one-time FY21 appropriations.	-$340,000	
915090C-7040 Motor Vehicles: Deletion of one-time FY21 appropriation.	-$100,000	
915090C-7047 Recreational Equipment: Deletion of one-time FY21 appropriation.	-$40,000	
915165C-7040 Motor Vehicles: Deletion of one-time FY21 appropriation.	-$100,000	
915165C-7046 Parks Maintenance Equipment: Deletion of one-time FY21 appropriation.	-$42,000	
915231C-7046 Parks Maintenance Equipment: Deletion of one-time FY21 appropriation.	-$80,000	
915343C-7040 Motor Vehicles: Deletion of one-time FY21 appropriation.	-$50,000	

Expansion Budget Request from FY 2021 Adopted Budget

EXPLANATION OF BUDGET CHANGES	CHANGE AMOUNT	CHANGE E/P
Salaries and Wages		
None.	$0	0.0
Operations		
MATERIALS & SUPPLIES:		
915055B-6024 Janitorial Supplies: Restore budget following reduction due to COVID-19.	$10,000	
SERVICES:		
915055B-6160 Transportation Services: Restore budget following reduction due to COVID-19.	$22,000	
Equipment		
MACHINERY AND EQUIPMENT:		
915082C-7040 Motor Vehicles: Replace 4x4 Diesel Flatbed Dump Truck.	$80,000	
915108C-7040 Motor Vehicles: Replace 3/4 Ton Truck with Utility Box/Rack/Liftgate ($55,000) and 4-Door Pickup Truck with Long Bed & Aluminum Liftgate ($45,000).	$100,000	
915165C-7040 Motor Vehicles: Replace 4-Door Pickup Truck with Long Bed & Aluminum Liftgate.	$45,000	
915231C-7040 Motor Vehicles: Replace 4-Door Pickup Truck with Long Bed & Aluminum Liftgate.	$45,000	
915256C-7040 Motor Vehicles: Replace 4-Door Pickup Truck with Long Bed & Aluminum Liftgate.	$45,000	
915343C-7040 Motor Vehicles: Replace 4-Door Pickup Truck with Long Bed & Aluminum Liftgate.	$45,000	
TOTAL EXPANSION BUDGET	**$392,000**	**0.0**

Program Budget Summary by Fiscal Year – Grant Revenue Fund

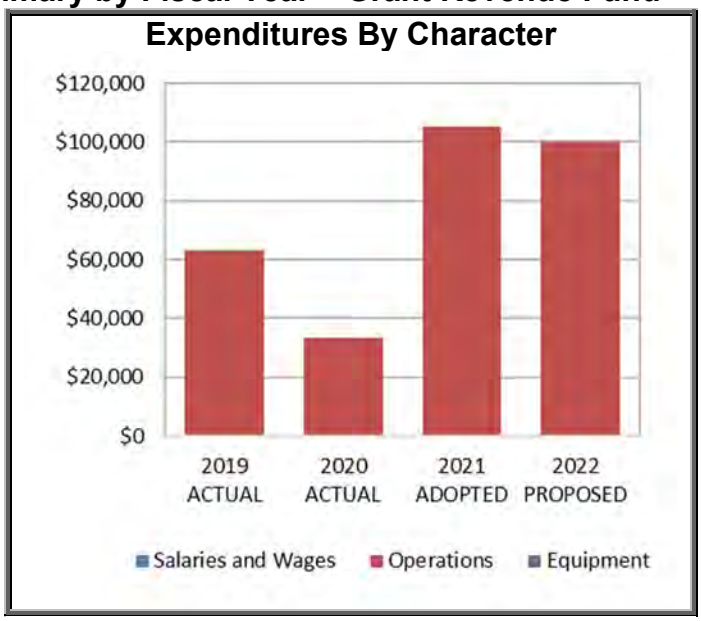

Expenditures Summary by Character & Object – Grant Revenue Fund

CHARACTER/ OBJECT DESCRIPTION	2019 ACTUAL	2020 ACTUAL	2021 ADOPTED	2022 PROPOSED	CHANGE AMOUNT	CHANGE PERCENT
Salaries and Wages						
OTHER PREMIUM PAY	$0	$0	$0	$0	$0	N/A
WAGES & SALARIES	$0	$0	$0	$0	$0	N/A
Salaries and Wages Total	**$0**	**$0**	**$0**	**$0**	**$0**	**N/A**
Operations						
MATERIALS & SUPPLIES	$0	$0	$0	$0	$0	N/A
OTHER COSTS	$62,876	$33,287	$105,000	$100,000	-$5,000	-4.8%
SERVICES	$0	$0	$0	$0	$0	N/A
Operations Total	**$62,876**	**$33,287**	**$105,000**	**$100,000**	**-$5,000**	**-4.8%**
Equipment						
MACHINERY & EQUIPMENT	$0	$0	$0	$0	$0	N/A
Equipment Total	**$0**	**$0**	**$0**	**$0**	**$0**	**N/A**
Program Total	**$62,876**	**$33,287**	**$105,000**	**$100,000**	**-$5,000**	**N/A**

Equivalent Personnel Summary by Position Title – Grant Revenue Fund

The Recreation and Support Services Program does not have equivalent personnel funded through the Grant Revenue Fund.

Recreation and Support Services Program

Summary by Grant Award

Grant Award Name	New grant	Required County match? Yes/No and Match $ or %	FY 2019 Adopted	FY 2020 Adopted	FY 2021 Adopted	FY 2022 Proposed
PALS Food Service Program	No	No	$200,000	$100,000	$100,000	$100,000
Recreation Programs	No	No	$50,000	$0	$0	$0
No Kid Hungry	Yes	No	$0	$0	$5,000	$0
TOTAL			**$250,000**	**$100,000**	**$105,000**	**$100,000**

Grant Award Description

PALS Food Service Program

PALS participates in the Department of Education's (DOE) Summer Food Service Program. This program is available to areas with at least 51% of school-aged children receiving reduced-cost or free school lunches. The County is reimbursed for the meals and for administrative expenses.

No Kid Hungry

The No Kid Hungry grant has been discontinued.

Personnel Services

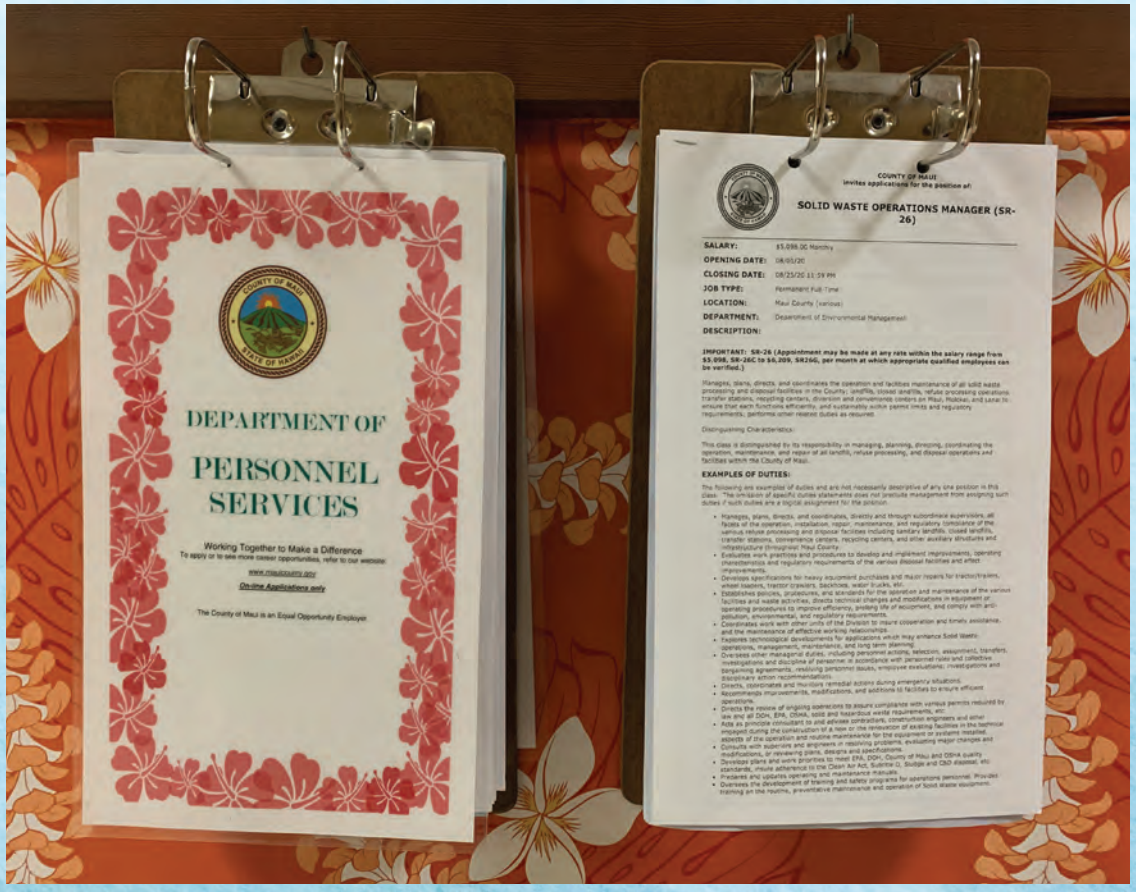

Mayor's Proposed Budget
FY 2022

This page has been intentionally left blank.

Department Summary

Mission

The mission of the Department of Personnel Services (DPS) is to contribute to the attainment of countywide goals by attracting, developing and retaining a professional workforce, and by contributing to the establishment of the best possible work environment.

Countywide Outcome(s)

The Department of Personnel Services supports the following countywide outcome(s):

- An Affordable, Healthy, and Thriving Community
- A Strong, Diversified Economy
- An Environmentally Responsible and Sustainable Community
- Well-planned Public Infrastructure
- A Prepared, Safe, and Livable County

Organization Chart

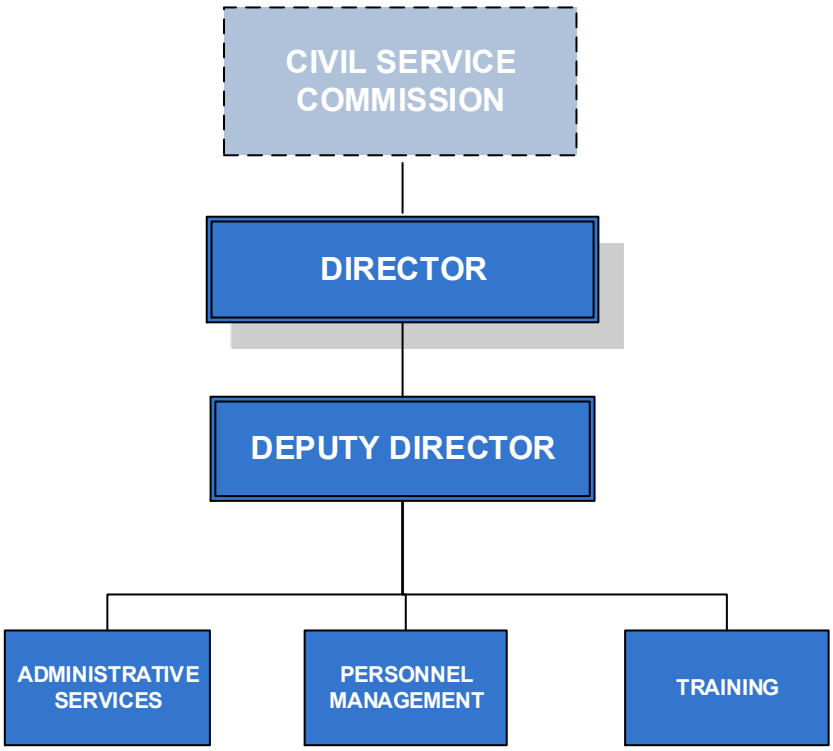

Strategies

The strategies of the Department of Personnel Services are to:

- Attract, value, support, and retain a fully-staffed, qualified, diverse workforce;
- Continually improve the effectiveness of individual employees and the County as a whole;
- Anticipate and meet the changing needs of the workforce and community;
- Support and encourage career and professional development;
- Create and enhance strategic partnerships; and
- Enhance the quality and delivery of services through technology.

Department Summary

Operations

Position Classification and Compensation Services provides and monitors a competitive and equitable compensation system. It also maintains a standardized classification plan that supports employee career development, which enables the County to hire and retain qualified employees.

Labor Relations Services provides guidance, training, and recommendations on managing performance, issues of conduct, and contract interpretation; resolves complaints at the lowest level; and negotiates timely and fiscally responsible agreements.

Recruitment and Examination provides innovative, responsive, fair, and consistent recruitment and examination services to County departments, employees, and job applicants. It ensures the County employs a qualified and diverse workforce that delivers essential services to the public.

Employee Training and Development Services creates, promotes, and fosters individual and organizational effectiveness by developing and offering an array of innovative and diverse programs in support of the organization's commitment to employee development, partnerships, and organizational enrichment.

Human Resource Strategic Support provides responsive and innovative leadership, financial analyses and reporting, Information Technology, Human Resource Systems, and support services for County employees, departments, community partners, and the public to promote individual and organizational excellence.

External Factors Description

A great deal of the workload of the department is driven by response to factors beyond the Department's control. Events such as a strike or other degradation in the relationship with labor organizations, significant changes in the State or Federal regulatory framework, or the addition or modification of County initiatives, could impact the ability of the Department to achieve its goals. In addition, some projects undertaken by the Department, such as projects highly dependent on information technology, require a significant commitment of resources from other County departments. The inability to secure or maintain these resources could impact the Department's ability to achieve goals associated with those projects. Furthermore, it is impossible to predict what the continuing effects of the COVID-19 pandemic will be in this fiscal year. Significant operational and fiscal constraints may persist into this fiscal year, and new initiatives may be required. Reduction in resources, or redirection to other initiatives, may also impact the Department's ability to achieve its current goals.

Department Summary

Department Budget Summary by Fund

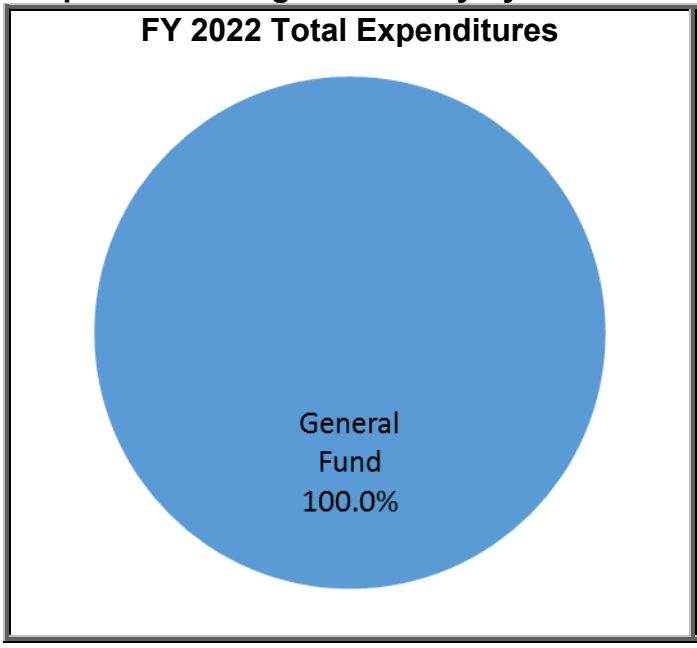

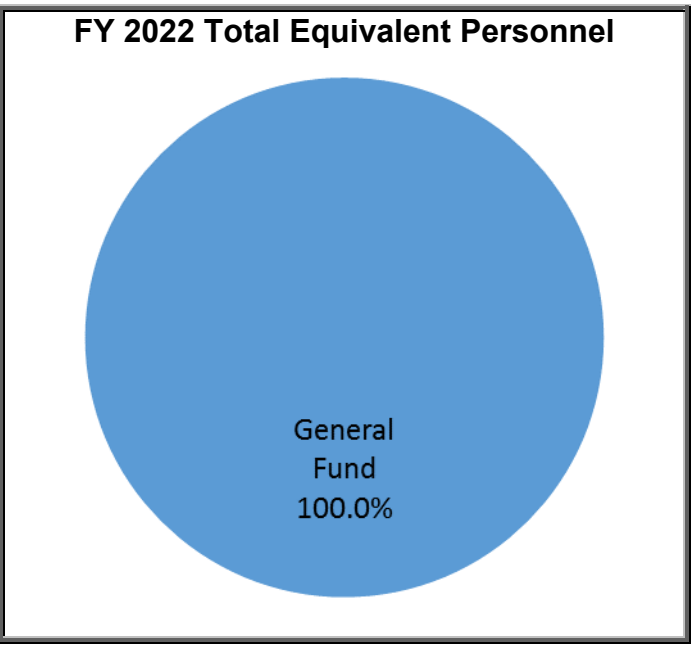

Department Budget Summary by Fiscal Year

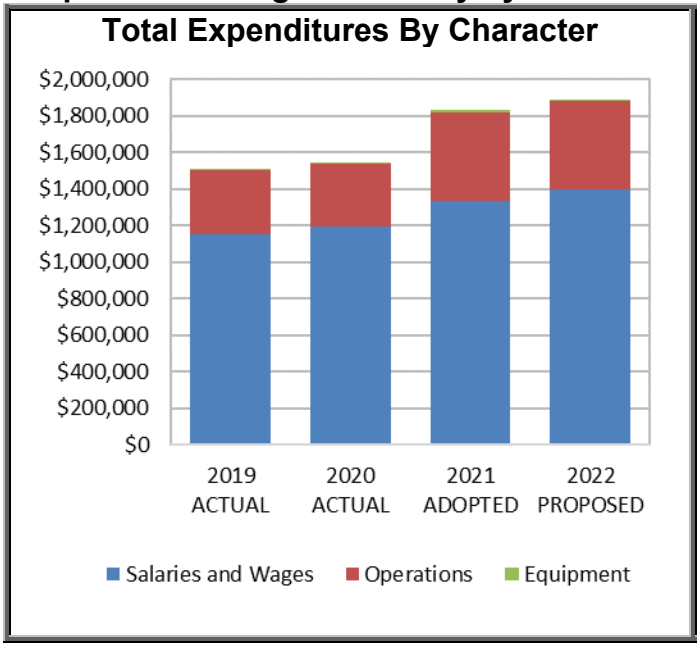

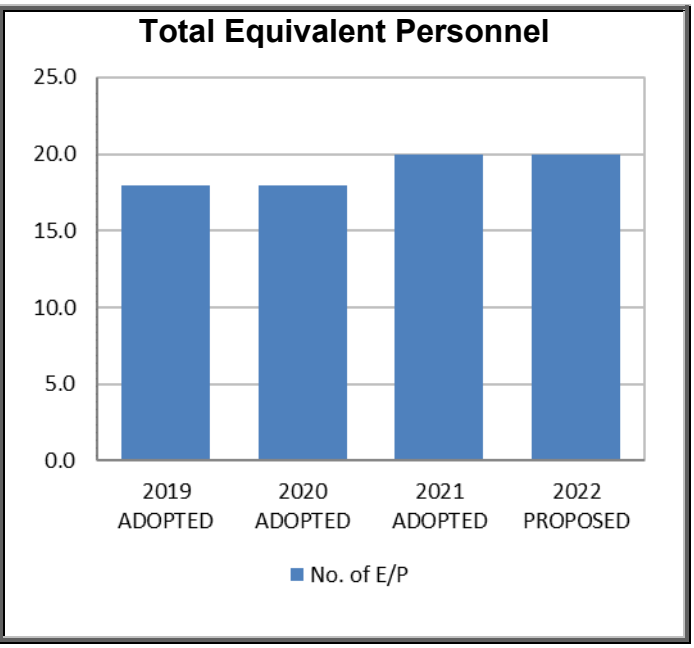

Department Summary

Expenditures Summary by Character & Object

CHARACTER/ OBJECT DESCRIPTION	2019 ACTUAL	2020 ACTUAL	2021 ADOPTED	2022 PROPOSED	CHANGE AMOUNT	CHANGE PERCENT
Salaries and Wages						
OTHER PREMIUM PAY	$17,159	$13,520	$13,000	$13,000	$0	N/A
WAGES & SALARIES	$1,135,657	$1,180,522	$1,323,975	$1,386,043	$62,068	4.7%
Salaries and Wages Total	**$1,152,816**	**$1,194,042**	**$1,336,975**	**$1,399,043**	**$62,068**	**4.6%**
Operations						
MATERIALS & SUPPLIES	$9,834	$50,178	$20,560	$20,560	$0	N/A
OTHER COSTS	$30,622	$28,753	$52,800	$52,800	$0	N/A
SERVICES	$245,058	$208,450	$305,980	$305,980	$0	N/A
SPECIAL PROJECTS	$20,121	$28,598	$40,000	$40,000	$0	N/A
TRAVEL	$40,761	$23,927	$62,700	$62,700	$0	N/A
UTILITIES	$502	$500	$500	$500	$0	N/A
Operations Total	**$346,899**	**$340,406**	**$482,540**	**$482,540**	**$0**	**N/A**
Equipment						
LEASE PURCHASES	$3,828	$4,125	$7,800	$7,800	$0	N/A
MACHINERY & EQUIPMENT	$0	$0	$4,000	$0	-$4,000	-100.0%
Equipment Total	**$3,828**	**$4,125**	**$11,800**	**$7,800**	**-$4,000**	**-33.9%**
Department Total	**$1,503,543**	**$1,538,573**	**$1,831,315**	**$1,889,383**	**$58,068**	**3.2%**

Equivalent Personnel Summary by Program

PROGRAM	2019 ADOPTED	2020 ADOPTED	2021 ADOPTED	2022 PROPOSED	CHANGE AMOUNT	CHANGE PERCENT
Personnel Administration & Management Support Services Program	18.0	18.0	20.0	20.0	0.0	0.0%
Department Total	**18.0**	**18.0**	**20.0**	**20.0**	**0.0**	**0.0%**

Administration and Management Support Services Program

Program Description

The function of the Personnel Administration and Management Support Services Program is to classify positions, recruit qualified applicants, train employees, and handle labor relations issues in a timely, efficient, economic, and judicious manner. The Civil Service Commission adjudicates appeals from any action taken by the Chief Executive (i.e., the Mayor), the Director of Personnel Services, or an appointing authority (i.e., the director of a department) relating to recruitment and examination, classification, initial pricing of classes, and other employment actions taken against civil service employees, including those who are excluded from collective bargaining. The Civil Service Commission also advises the Mayor and Director of Personnel Services on issues concerning personnel administration.

Countywide Outcome(s)

The Administration and Management Support Services Program supports the following countywide outcome(s):

- An Affordable, Healthy, and Thriving Community
- A Strong, Diversified Economy
- An Environmentally Responsible and Sustainable Community
- Well-planned Public Infrastructure
- A Prepared, Safe, and Livable County

Population Served

This program serves County employees, department directors, managers and supervisors, the Mayor and other members of the Administration; and the general public.

Services Provided

- Maintains a standardized, equitable classification plan that supports employee career development; provides and monitors a competitive and equitable compensation system within statutory and negotiated framework to enable the County to hire and retain qualified employees.
- Provides innovative, responsive, fair, and consistent recruitment and examination services to County departments, employees, and job applicants to ensure the County employs a qualified and diverse workforce that delivers essential services to the public.
- Creates, promotes, and fosters individual and organizational effectiveness by developing and offering an array of innovative and diverse programs in employee development, partnerships and organizational enrichment.
- Provides guidance, training, and recommendations on managing employee performance and issues of conduct; a collective bargaining contract interpretation; resolves internal complaints and collective bargaining grievances at the lowest level possible; and negotiates timely and fiscally responsible labor agreements.
- Provides strategic and staff support for the Civil Service Commission, which adjudicates appeals from any action taken by the Mayor, the Director of Personnel Services, or an appointing authority relating to recruitment and examination, classification, initial pricing of classes and other employment actions.
- Provides responsive and innovative leadership, analysis and reporting, information technology, and support services for County employees, departments, community partners, and the public to promote individual and organizational excellence.

Administration and Management Support Services Program

Key Activity Goals & Measures

GOALS/OBJECTIVES	SUCCESS MEASUREMENTS	FY 2020 ACTUAL	FY 2021 ESTIMATE	FY 2022 ESTIMATE
Goal #1: Assist departments to provide service to the public by attracting, valuing, supporting, and retaining a fully-staffed, qualified, diversified workforce.				
1. Allocate positions to proper job classes in a timely manner	# of classification audits performed	241	250	250
	Median time to classify positions (in working days)	12	10	10
2. Provide hiring departments with eligible candidates in a timely manner	# of recruitments conducted	241	200	200
	# of applications received	8,295	10,000	10,000
	Median time to provide Certification of Eligible (in working days)	10	9	10
3. Assist departments in filling vacancies in a timely manner	Average time to fill vacancies (requisition approval to employee on board), in days	169	100	120
4. Ensure the County's recruitment efforts are attracting qualified candidates	% of newly hired employees passing their initial probationary period	83%	90%	90%
	% of employees leaving County employment within 5 years from date of hire	14%	5%	5%
5. Minimize number of formal grievances	# of grievances heard	7	12	12
	# of civil service appeals filed	9	12	12
Goal #2: Improve the effectiveness of individual employees and the county as a whole by developing and offering training programs in support of employee development.				
1. Provide effective, high quality training to employees	# of training courses offered	587	7,500	7,500
	Training class attendance	1,304	6,000	6,000
	% of training conducted where participants rated the training as good or better	100%	100%	100%
	% of participants who indicated that they use the skills learned on their job (per post-training surveys)	77%	90%	90%

Administration and Management Support Services Program

Key Activity Goals & Measures (Cont'd)

GOALS/OBJECTIVES	SUCCESS MEASUREMENTS	FY 2020 ACTUAL	FY 2021 ESTIMATE	FY 2022 ESTIMATE
Goal #3: Support and encourage career and professional development by supporting the county's succession efforts and retaining qualified employees who deliver essential services to the public.				
1. Maintain a pool of qualified, trained employees to fill vacancies	% of positions filled with internal candidates	73%	60%	60%
2. Retain qualified employees in County Service	% of turnover	9%	10%	10%
Goal #4: Enhance the quality and efficiency of service delivery through technology and by maintaining trained, qualified staff.				
1. Process personnel transactions in timely manner	# of personnel transactions processed	99,858	150,000	150,000
	Average time to complete transaction, in days	1	1	1
2. Develop and retain qualified, efficient staff	Staff turnover	12%	0%	0%
	HR to FTE Ratio	0.7%	0.8%	0.8%
	HR budget to total budget	0.2%	0.2%	0.2%
	HR budget to FTE	$702	$734	$734
	# of staff receiving continuing professional education	7	12	12

Program Budget Summary by Fiscal Year – General Fund

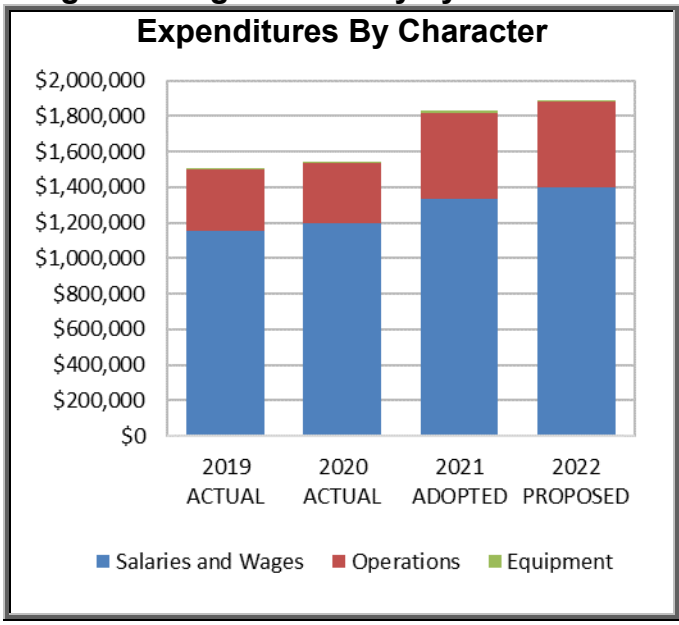

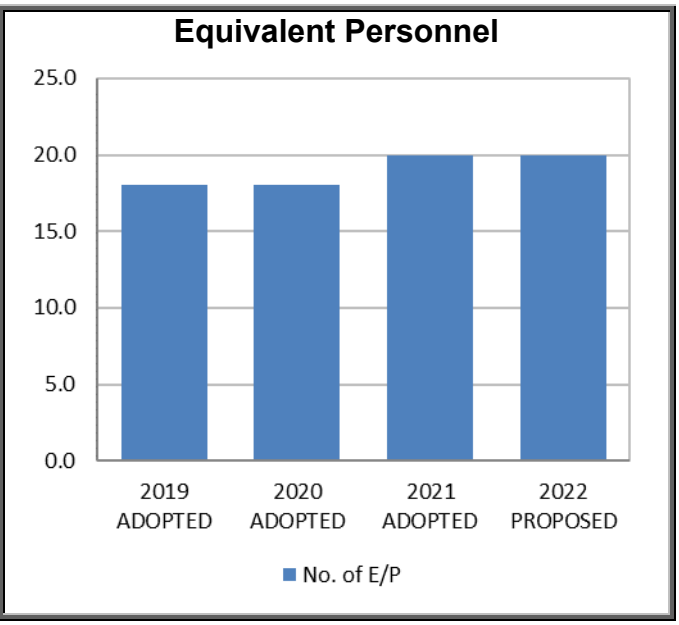

Administration and Management Support Services Program

Expenditures Summary by Character & Object – General Fund

CHARACTER/ OBJECT DESCRIPTION	2019 ACTUAL	2020 ACTUAL	2021 ADOPTED	2022 PROPOSED	CHANGE AMOUNT	CHANGE PERCENT
Salaries and Wages						
OTHER PREMIUM PAY	$17,159	$13,520	$13,000	$13,000	$0	N/A
WAGES & SALARIES	$1,135,657	$1,180,522	$1,323,975	$1,386,043	$62,068	4.7%
Salaries and Wages Total	**$1,152,816**	**$1,194,042**	**$1,336,975**	**$1,399,043**	**$62,068**	**4.6%**
Operations						
MATERIALS & SUPPLIES	$9,834	$50,178	$20,560	$20,560	$0	N/A
OTHER COSTS	$30,622	$28,753	$52,800	$52,800	$0	N/A
SERVICES	$245,058	$208,450	$305,980	$305,980	$0	N/A
SPECIAL PROJECTS	$20,121	$28,598	$40,000	$40,000	$0	N/A
TRAVEL	$40,761	$23,927	$62,700	$62,700	$0	N/A
UTILITIES	$502	$500	$500	$500	$0	N/A
Operations Total	**$346,899**	**$340,406**	**$482,540**	**$482,540**	**$0**	**N/A**
Equipment						
LEASE PURCHASES	$3,828	$4,125	$7,800	$7,800	$0	N/A
MACHINERY & EQUIPMENT	$0	$0	$4,000	$0	-$4,000	-100.0%
Equipment Total	**$3,828**	**$4,125**	**$11,800**	**$7,800**	**-$4,000**	**-33.9%**
Program Total	**$1,503,543**	**$1,538,573**	**$1,831,315**	**$1,889,383**	**$58,068**	**3.2%**

Equivalent Personnel Summary by Position Title – General Fund

POSITION TITLE	2019 ADOPTED	2020 ADOPTED	2021 ADOPTED	2022 PROPOSED	CHANGE AMOUNT	CHANGE PERCENT
Deputy Director	1.0	1.0	1.0	1.0	0.0	0.0%
Director	1.0	1.0	1.0	1.0	0.0	0.0%
Human Resources Specialist I	0.0	0.0	2.0	2.0	0.0	0.0%
Human Resources Specialist III	3.0	3.0	3.0	3.0	0.0	0.0%
Human Resources Technician II	4.0	4.0	4.0	4.0	0.0	0.0%
Private Secretary	1.0	1.0	1.0	1.0	0.0	0.0%
Human Resources Specialist I	3.0	3.0	3.0	3.0	0.0	0.0%
Human Resources Specialist V	4.0	4.0	4.0	4.0	0.0	0.0%
Human Resources Specialist IV	1.0	1.0	1.0	1.0	0.0	0.0%
Program Total	**18.0**	**18.0**	**20.0**	**20.0**	**0.0**	**0.0%**

Continuation Budget Changes (+/- $10,000) from FY 2021 Adopted Budget

EXPLANATION OF BUDGET CHANGES	CHANGE AMOUNT	CHANGE E/P
Salaries and Wages		
908012A-5101 Regular Wages: Adjustments in salaries due to Bargaining Collective Agreement increase, positions to fill at a lower level, position reallocation, and increase 2.0 Human Resources Specialist I to full year salary for expansion positions approved in FY 2021.	$62,068	0.0
Operations		
None	$0	
Equipment		
None	$0	

Administration and Management Support Services Program

Expansion Budget Request from FY 2021 Adopted Budget

EXPLANATION OF BUDGET CHANGES	CHANGE AMOUNT	CHANGE E/P
Salaries and Wages		
None	$0	0.0
Operations		
None	$0	
Equipment		
None	$0	
TOTAL EXPANSION BUDGET	**$0**	**0.0**

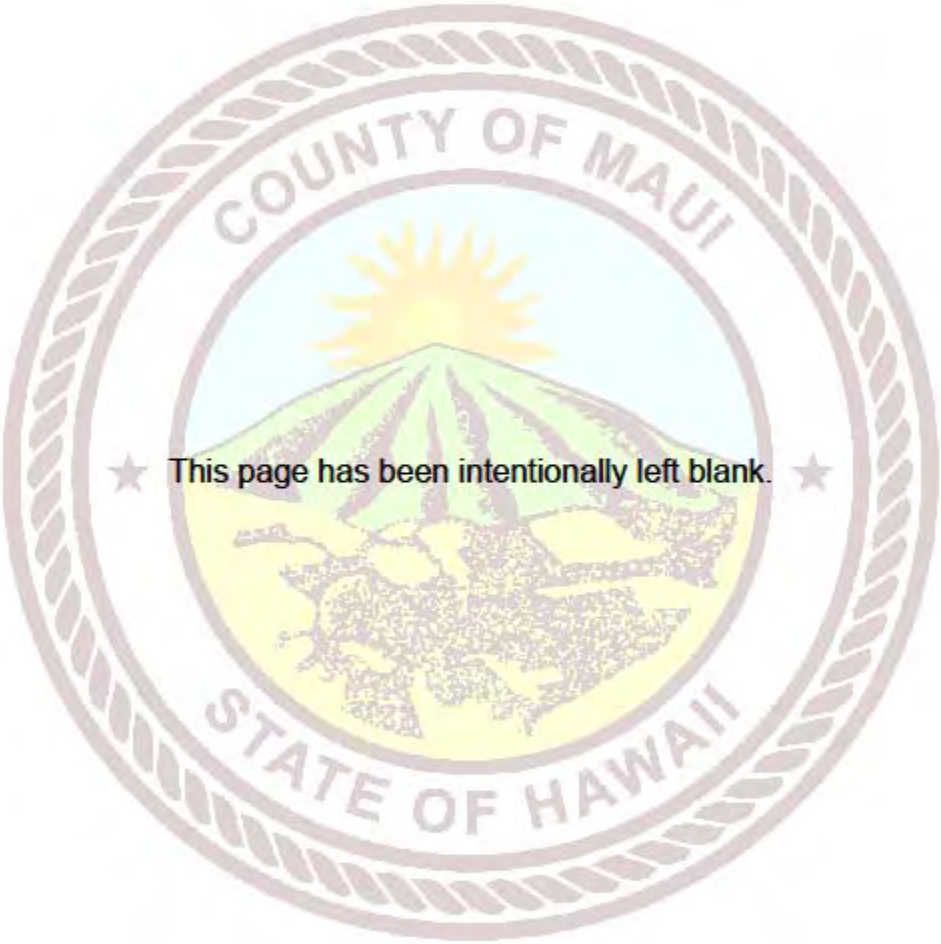

This page has been intentionally left blank.

Planning

Mayor's Proposed Budget
FY 2022

This page has been intentionally left blank.

Department Summary

Mission

The purpose of the Department of Planning ("Department") is to manage growth in a sustainable manner that balances our economy, culture, and environment.

Countywide Outcomes

The Department supports the following countywide outcomes:

- An Affordable, Healthy, and Thriving Community
- A Strong, Diversified Economy
- An Environmentally Responsible and Sustainable Community
- Well-planned Public Infrastructure
- A Prepared, Safe, and Livable County

Organization Chart

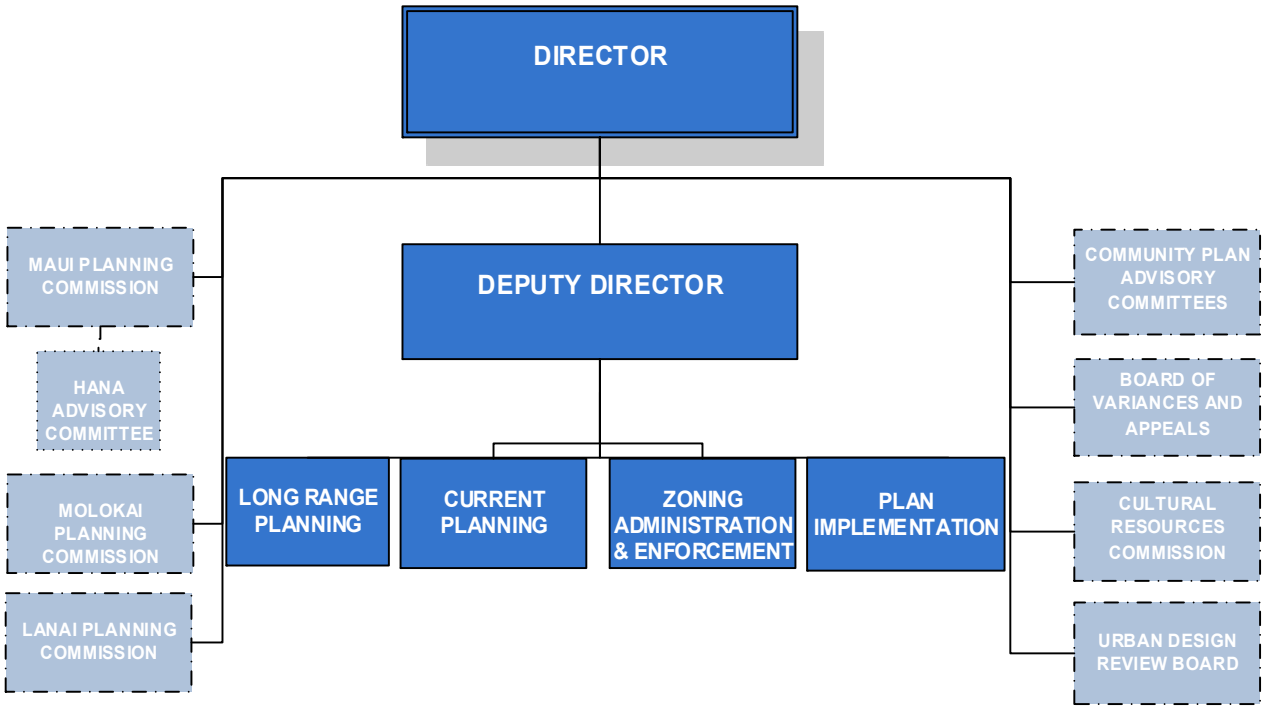

Strategies

The Department utilizes four primary strategies to accomplish its mission to enhance the quality of life for the citizens of Maui County:

- Prepare long-range plans and regional community plans to advance and implement the Countywide Policy Plan and Maui Island Plan. The development of these plans is an open public process with extensive community participation and involvement, as these plans will guide and direct development and growth for many years.
- Administer, track and implement long-range plans by taking initiatives assigned to the Department, such as drafting proposed ordinances, and tracking other departments' assigned actions.
- Review and process applications for a wide variety of developments, from small bed-and-breakfast operations to large commercial or industrial projects. Applications are carefully considered with respect to their surrounding uses, potential impacts, community benefit and support, and consistency with long-range plans.
- Administer and enforce zoning and other land use regulations to ensure that all applicable laws and rules are being followed through applications such as building permits and subdivisions. Enforcement is generally complaint-based so that the Department can effectively respond to concerns raised by the public.

The Department aims to provide quality service to the public by offering accurate and timely information in a friendly and professional manner.

Operations

In order to accomplish its strategies, the Department follows the mandates of the State and County land use laws that it is charged with administering, primarily Chapters 205 and 205A, Hawaii Revised Statutes ("HRS") and Title 19, Maui County Code ("MCC").

The Department advises the Mayor and the County Council on all land use planning issues. It also staffs and administers seven boards and commissions: Maui, Molokai, and Lanai Planning Commissions; the Hana Advisory Committee ("HAC"); the Cultural Resources Commission ("CRC"); the Board of Variances and Appeals ("BVA"); and the Urban Design Review Board ("UDRB"). Additionally, the Department staffs the Community Plan Advisory Committees ("CPAC"s). Most of these agencies have final approval authority on many development applications, such as variances, special management area use permits, and County special use permits. Most also make recommendations to the Maui County Council on actions that are approved by ordinance, such as changes in zoning and conditional permits.

The Department is comprised of five divisions: The Administration Division oversees all operations of the Department and is responsible for drafting updates to the zoning code and administrative rules. The Current Planning Division ("CPD") is responsible for processing administrative permit applications, as well as development applications that are reviewed by the planning commissions and County Council. The CPD is also responsible for providing staff support to the three planning commissions as well as HAC and UDRB. The Long Range Planning Division ("LRD") is responsible for drafting comprehensive plans; maintaining the department's geographic information system ("GIS") database and preparing maps in support of all planning functions; and providing staff support to the CRC as well as the CPACs when they are empaneled. The Plan Implementation Division ("PID") is responsible for tracking and implementing long-range plans. The Zoning Administration and Enforcement Division ("ZAED") processes administrative permits such as special management area exemptions and flood and sign permits; reviews subdivision, building, and other construction permits; enforces zoning and land use

Operations (Cont'd)
regulations; responds to routine development inquiries; processes discretionary variance applications and appeals; and provides staff support to the BVA. ZAED continues to be responsible for administering the County's flood hazard ordinance, which includes processing flood development permits.

All of the Department's divisions are located at One Main Plaza in Wailuku. Administration is located in Suite 315, ZAED is located in Suite 335, LRD is located in Suite 601, CPD is located in Suite 619 and PID is located in Suite 640.

External Factors Description
There are several key external factors that generally impact the Department's operations:

Changes in State or County land use law can impact the types of uses that are permitted in different land use or zoning districts, and can impact the development applications that are required for a project and the parameters for their approval. Therefore, the number and types of applications that are submitted to the Department can change with changes in State or County land use law.

Downturns and upturns in the economy also impact the number and types of development applications that are submitted to the Department for processing. In a down economy, projects can be fewer and smaller than in a robust economy.

The State's and County's affordable housing crisis puts pressure on the Department to process housing development applications and building permits quickly, while community concerns about overdevelopment and potential impacts to infrastructure, natural and cultural resources, and quality of life put pressure on the Department to slow down. Either way, projects must be appropriately reviewed and analyzed, though balancing these different interests can be challenging. The housing crisis, coupled with the gig economy and the proliferation of "hosting platforms" such as VRBO and AirBnB, also places demands on the Department's enforcement of illegal vacation rentals and its administration of zoning codes that allow lawful vacation rentals.

Climate change and sea level rise have resulted in a greater need for pro-active planning, especially along the shoreline, where homes, resorts, roadways, public infrastructure and other types of development are threatened by a variety of coastal hazards.

During the end of FY20 and throughout FY21, the Department has been impacted by the COVID-19 pandemic, like others throughout the community. Most notably, all of the boards and commissions that the Department supports have transitioned to meeting via videoconference. On one hand, this has been detrimental because of the loss of personal interaction and the understanding that comes with it; on the other hand, it appears that more members of the public are able to participate in these meetings than they did before, likely because of the convenience.

Supporting these meetings has been an evolution, again with advantages and disadvantages. Initially, there was a learning curve in making presentations, providing information to board and commission members, assisting and educating the public with submitting testimony, and creating meeting minutes. With those procedures now in place, there are efficiencies and conveniences to video conferenced meetings.

External Factors Description (Cont'd)

The LRD has had to begin the community engagement phase of the South Maui Community Plan update without in-person meetings, which has been a notable difference from prior community plan updates. It appears that most, if not all, of this process will need to be conducted virtually, which has presented huge challenges that have required innovation and extra effort. Ultimately, it has gone well and has the potential to involve more and different segments of the community than it might have otherwise.

Additionally, all internal staff meetings are conducted by videoconference, as well as meetings with applicants, members of the public, colleagues from the Administration, and Councilmembers and staff. Again, the benefits of personal interaction are lost with these meetings, but it is important for all to take steps to stay safe.

The Department also assisted with airport screening of incoming passengers to ensure compliance with the Governor's Emergency Proclamations and the Mayor's Public Health Rules, and has assisted with drafting some Mayoral directives. With the impacts of tourism and COVID requirements, some of the Department's enforcement efforts have been redirected toward COVID violations relating to accommodations, which has been similar to prior illegal vacation rental enforcement.

In general, the Department has shifted to a rotating work-from-home schedule, where most employees work one day in the office and then two days from home, so that each office is always staffed but with fewer employees to maintain social distancing. Initially, there were delays in work production while the kinks were worked out of connecting to office computers from home, but now it runs smoothly. This has also required adjustments in how supervisors manage their subordinates and keep track of their work. Drop boxes are still available outside of all offices, and staff is reminded to return all phone calls and emails promptly, in order to maintain quality customer service and keep the public and staff safe. The Department has contracted with a cleaning company to provide midday cleaning of communal and "high touch" areas of all offices, such as door handles and copiers, as well as the restrooms, so employees who are in the office are protected.

These measures will remain in place as long as necessary, likely well into FY22.

Department Summary

Department Budget Summary by Fund

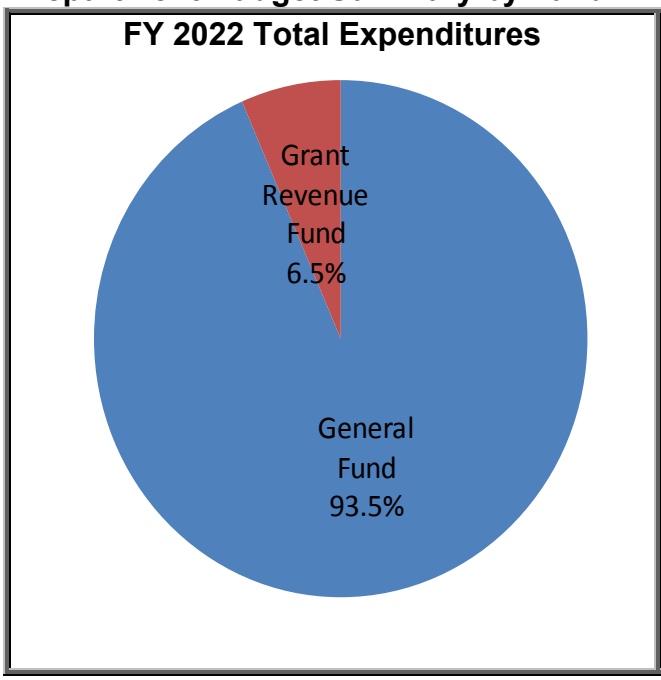

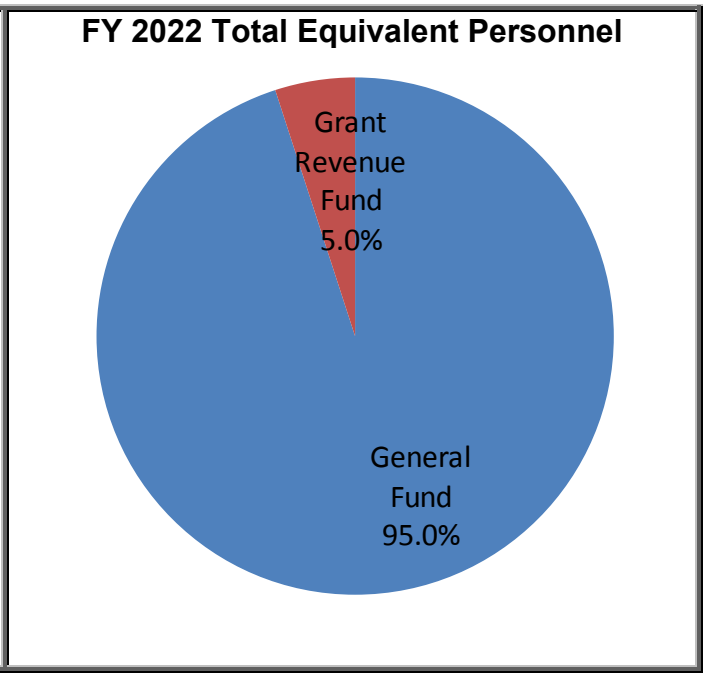

Department Budget Summary by Fiscal Year

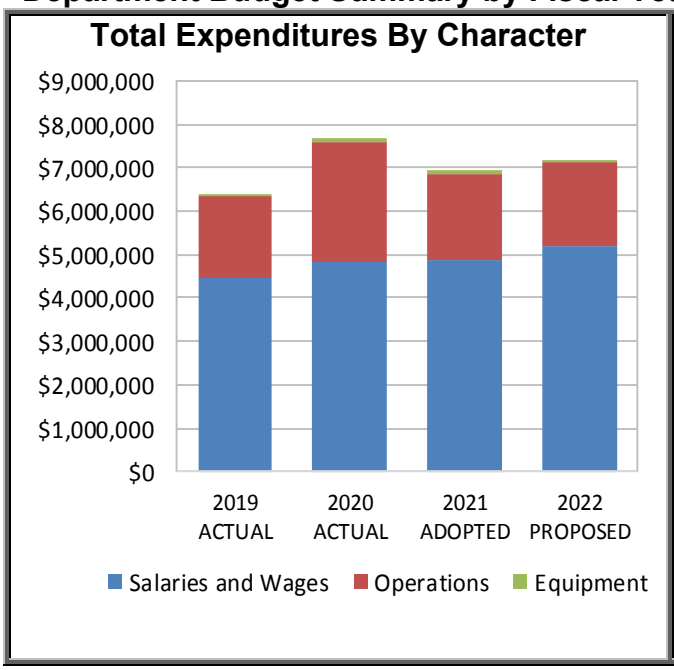

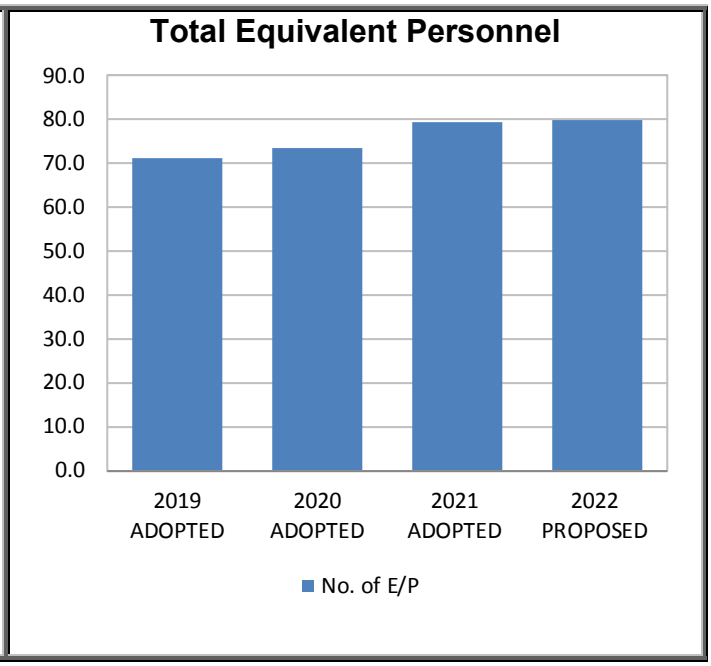

Department Summary

Expenditures Summary by Character & Object

CHARACTER/ OBJECT DESCRIPTION	2019 ACTUAL	2020 ACTUAL	2021 ADOPTED	2022 PROPOSED	CHANGE AMOUNT	CHANGE PERCENT
Salaries and Wages						
OTHER PREMIUM PAY	$174,071	$344,061	$49,325	$49,876	$551	1.1%
WAGES & SALARIES	$4,295,136	$4,498,628	$4,836,146	$5,151,032	$314,886	6.5%
Salaries and Wages Total	**$4,469,207**	**$4,842,690**	**$4,885,471**	**$5,200,908**	**$315,437**	**6.5%**
Operations						
MATERIALS & SUPPLIES	$53,802	$52,684	$65,000	$65,000	$0	N/A
OTHER COSTS	$750,547	$978,100	$1,011,731	$943,506	-$68,225	-6.7%
SERVICES	$882,823	$1,673,753	$657,500	$657,500	$0	N/A
TRAVEL	$72,895	$44,731	$57,750	$57,750	$0	N/A
UTILITIES	$9,912	$10,920	$14,000	$14,000	$0	N/A
INTERFUND COST RECLASSIFICATION	$99,920	$0	$174,241	$177,195	$2,954	1.7%
Operations Total	**$1,869,898**	**$2,760,188**	**$1,980,222**	**$1,914,951**	**-$65,271**	**-3.3%**
Equipment						
LEASE PURCHASES	$8,375	$15,393	$37,000	$37,000	$0	N/A
MACHINERY & EQUIPMENT	$53,997	$74,050	$64,000	$35,000	-$29,000	-45.3%
Equipment Total	**$62,372**	**$89,443**	**$101,000**	**$72,000**	**-$29,000**	**-28.7%**
Department Total	**$6,401,477**	**$7,692,321**	**$6,966,693**	**$7,187,859**	**$221,166**	**3.2%**

Equivalent Personnel Summary by Program

PROGRAM	2019 ADOPTED	2020 ADOPTED	2021 ADOPTED	2022 PROPOSED	CHANGE AMOUNT	CHANGE PERCENT
Administration and Planning Program	71.0	73.5	79.5	80.0	0.5	0.6%
Department Total	**71.0**	**73.5**	**79.5**	**80.0**	**0.5**	**0.6%**

Administration and Planning Program

Program Description

The Department of Planning functions as one program with the general responsibilities of processing permit applications, preparing and implementing long-range plans, and enforcing land use regulations. Its responsibilities are defined by the Revised Charter of the County of Maui (1983), as amended, Article 8, Chapter 8, including serving as technical advisor to the Mayor, Council and Planning Commissions on all planning matters; recommending revisions to the General Plan and community plans; administering and enforcing a cultural resources program, administering and enforcing land use laws and regulations; and reviewing capital improvement projects. Additionally, the Charter describes the Department as including the three Planning Commissions and the BVA, and describes their duties and functions.

The Department's boards and commissions are further described in Title 2, Maui County Code, relating to County Departments. Many of the Department's duties and its authority are incorporated in Title 19, Maui County Code, relating to Zoning.

Countywide Outcomes

The Administration and Planning Program supports the following countywide outcomes:

- An Affordable, Healthy, and Thriving Community
- A Strong, Diversified Economy
- An Environmentally Responsible and Sustainable Community
- Well-planned Public Infrastructure
- A Prepared, Safe, and Livable County

Population Served

With such broad responsibilities, the Administration and Planning Program serves the entire population of Maui County.

Services Provided

The Planning Program processes permit applications, including special management area permits, changes in zoning, conditional and special use permits, short-term rental home permits, bed-and-breakfast permits, variances, appeals, sign permits, and comprehensive signage plans. The program also reviews most building permits and subdivision applications for consistency with land use regulations; manages the process for updating all of the County's community plans; implements various community long-range and master plans; maintains a GIS database and provides mapping services to support planning functions; and provides zoning enforcement.

Key Activity Goals & Measures

GOALS/OBJECTIVES	SUCCESS MEASUREMENTS	FY 2020 ACTUAL	FY 2021 ESTIMATE	FY 2022 ESTIMATE
Goal #1: Improve customer service and streamline permit application procedures.				
1. Process building permit reviews, zoning verification requests, complaints, permits and requests for information in an efficient and professional manner	# of building permits reviewed	1,764	2,000	1,750
	% of building permits reviewed within 30 days	98%	75%	90%
	# of zoning verifications performed	2,894	4,500	4,000
	# of zoning complaints investigated	701	650	700

Key Activity Goals & Measures (Cont'd)

GOALS/OBJECTIVES	SUCCESS MEASUREMENTS	FY 2020 ACTUAL	FY 2021 ESTIMATE	FY 2022 ESTIMATE
Goal #1: Improve customer service and streamline permit application procedures (Cont'd).				
1. Process building permit reviews, zoning verification requests, complaints, permits and requests for information in an efficient and professional manner (Cont'd)	% of zoning complaints closed / brought into compliance without a Notice of Violation	87%	75%	80%
	% of zoning complaints resulting in a Notice of Violation	13%	25%	20%
	# of Bed and Breakfast Home and Short-term Rental Home permits and renewals issued	58	60	60
	# of Sign and Banner permits issued	350	350	150
	# of Special Management Area exemptions issued	355	250	200
	# of Special Management Area minor permits approved	138	75	90
	# Special Management Area and Shoreline permits approved to address shoreline emergencies	N/A	10	16
	# of formal, written Requests for Comments answered	100	350	250
Goal #2: Increase public participation and access to information by conducting public meetings of boards, commissions and community plan advisory committees, and for master plan outreach, and by making more documents available through the County's website.				
1. Update the Department's website with proposed and enacted legislation, frequently asked questions, and other timely information	# of website updates	38	25	30
2. Conduct public meetings for boards, commissions and community plan advisory committees	# of public meetings conducted	146	100	125
	% of planning commission decisions that substantially follow the department's recommendations	97%	85%	85%

Administration and Planning Program

Key Activity Goals & Measures (Cont'd)

GOALS/OBJECTIVES	SUCCESS MEASUREMENTS	FY 2020 ACTUAL	FY 2021 ESTIMATE	FY 2022 ESTIMATE
Goal #2: Increase public participation and access to information by conducting public meetings of boards, commissions, and community plan advisory committees, and for master plan outreach, and by making more documents available through the County's website (Cont'd).				
3. Conduct public meetings for community plan updates and master plans for the community, stakeholders, civic groups, and other entities	# of community meetings, presentations, and events conducted	11	15	15
	# of people who attended public meetings	647	400	400
4. Update the community plan website "We Are Maui" and the "Community Corridor" master plan websites with information pertaining to the process, events, surveys, and plan content	# of website updates	157	75	75
	# of respondents to website surveys	0	250	250
	# of visits to the website	8,496	5,000	5,0005
Goal #3: Improve the administration of our land use ordinances and long-range plans by revising and updating ordinances and departmental rules and by implementing long-range plans				
1. Amend land use ordinances and administrative rules to clarify and modernize	# of ordinances and rules amended annually	4	5	5
2. Initiate implementation of the General Plan	# of implementing actions initiated by department	4	3	2
3. Assist government and private entities with implementation of the General Plan	# of implementing actions assisted by department	N/A	4	3

Administration and Planning Program

Program Budget Summary by Fiscal Year – General Fund

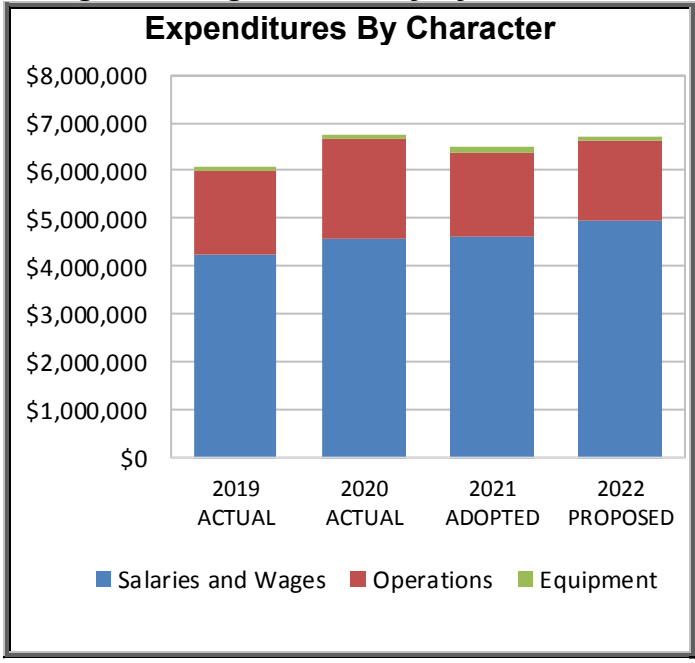

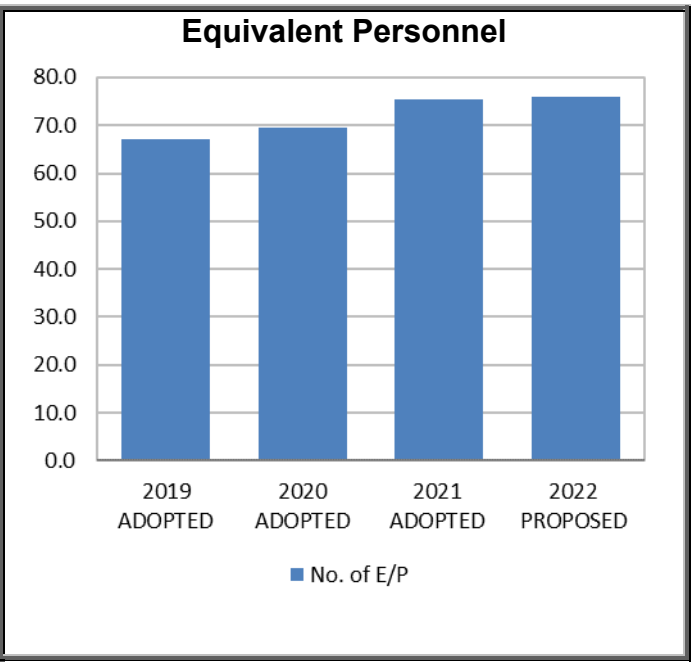

Expenditures Summary by Character & Object – General Fund

CHARACTER/ OBJECT DESCRIPTION	2019 ACTUAL	2020 ACTUAL	2021 ADOPTED	2022 PROPOSED	CHANGE AMOUNT	CHANGE PERCENT
Salaries and Wages						
OTHER PREMIUM PAY	$166,639	$306,198	$38,676	$49,876	$11,200	29.0%
WAGES & SALARIES	$4,086,965	$4,259,499	$4,580,330	$4,892,240	$311,910	6.8%
Salaries and Wages Total	**$4,253,604**	**$4,565,697**	**$4,619,006**	**$4,942,116**	**$323,110**	**7.0%**
Operations						
MATERIALS & SUPPLIES	$53,027	$52,684	$64,000	$64,000	$0	N/A
OTHER COSTS	$750,012	$977,220	$1,011,731	$940,797	-$70,934	-7.0%
SERVICES	$882,823	$1,023,753	$632,500	$632,500	$0	N/A
TRAVEL	$69,292	$42,690	$54,750	$54,750	$0	N/A
UTILITIES	$9,912	$10,920	$13,000	$13,000	$0	N/A
Operations Total	**$1,765,065**	**$2,107,267**	**$1,775,981**	**$1,705,047**	**-$70,934**	**-4.0%**
Equipment						
LEASE PURCHASES	$8,375	$15,393	$35,000	$35,000	$0	N/A
MACHINERY & EQUIPMENT	$53,997	$74,050	$64,000	$35,000	-$29,000	-45.3%
Equipment Total	**$62,372**	**$89,443**	**$99,000**	**$70,000**	**-$29,000**	**-29.3%**
Program Total	**$6,081,041**	**$6,762,408**	**$6,493,987**	**$6,717,163**	**$223,176**	**3.4%**

Administration and Planning Program

Equivalent Personnel Summary by Position Title – General Fund

POSITION TITLE	2019 ADOPTED	2020 ADOPTED	2021 ADOPTED	2022 PROPOSED	CHANGE AMOUNT	CHANGE PERCENT
Account Clerk III	1.0	1.0	1.0	1.0	0.0	0.0%
Administrative Officer	1.0	1.0	1.0	1.0	0.0	0.0%
Administrative Planning Officer	1.0	1.0	1.0	1.0	0.0	0.0%
Deputy Director	1.0	1.0	1.0	1.0	0.0	0.0%
Director	1.0	1.0	1.0	1.0	0.0	0.0%
GIS Analyst V	4.0	4.0	4.0	4.0	0.0	0.0%
GIS Analyst VI	1.0	1.0	1.0	1.0	0.0	0.0%
Information and Education Specialist I	1.0	1.0	1.0	1.0	0.0	0.0%
Land Use and Building Plans Examiner	2.0	2.0	2.0	2.0	0.0	0.0%
Land Use and Building Plans Technician	2.0	2.0	2.0	2.0	0.0	0.0%
Land Use Permit Clerk	5.0	5.0	5.0	5.0	0.0	0.0%
Office Operations Assistant II	3.0	3.0	3.0	3.0	0.0	0.0%
Planner III	1.0	1.5	7.5	8.0	0.5	6.7%
Planner IV	3.0	3.0	3.0	3.0	0.0	0.0%
Planner IV (Molokai)	1.0	1.0	1.0	1.0	0.0	0.0%
Planner V	14.0	16.0	16.0	16.0	0.0	0.0%
Planner V (Flood Planner)	1.0	1.0	1.0	1.0	0.0	0.0%
Planner VI	3.0	3.0	3.0	3.0	0.0	0.0%
Planning Program Administrator	3.0	3.0	3.0	3.0	0.0	0.0%
Planning Program Manager	1.0	1.0	1.0	1.0	0.0	0.0%
Private Secretary	1.0	1.0	1.0	1.0	0.0	0.0%
Secretary I	1.0	1.0	1.0	1.0	0.0	0.0%
Secretary II	2.0	2.0	2.0	2.0	0.0	0.0%
Secretary to Boards/Commissions II	4.0	4.0	4.0	4.0	0.0	0.0%
Senior Land Use and Building Plans	1.0	1.0	1.0	1.0	0.0	0.0%
Supervising Zoning Inspector	1.0	1.0	1.0	1.0	0.0	0.0%
Zoning Inspector II	5.0	5.0	5.0	5.0	0.0	0.0%
Zoning Inspector Trainee	2.0	2.0	2.0	2.0	0.0	0.0%
Program Total	**67.0**	**69.5**	**75.5**	**76.0**	**0.5**	**0.7%**

Continuation Budget Changes (+/- $10,000) from FY 2021 Adopted Budget

EXPLANATION OF BUDGET CHANGES	CHANGE AMOUNT	CHANGE E/P
Salaries and Wages		
WAGES & SALARIES:		
909010A-5101 Regular Wages: Adjustments in salaries pursuant to the Bargaining Collective Agreement, position reallocations, positions filled at a lower/higher level, and increase Planner I to full year salary expansion position in FY 2021.	$275,960	0.0
Operations		
SERVICES:		
909022B-6132 Professional Services: Deletion of one-time appropriation to contract with an entity to create a comprehensive list of all lawfully allowed short-term rental occupancy units.	-$25,000	
909024B-6132 Professional Services: Deletion of one-time appropriation to create a study to address coastal erosion at Maalaea.	-$175,000	
OTHER COSTS:		
909183B-6317 County grant subsidy: Return to 12 month budget cycle at 75%.	-$52,804	
909367B-6317 County grant subsidy: Return to 12 month budget cycle at 75%.	-$18,130	

Administration and Planning Program

Continuation Budget Changes (+/- $10,000) from FY 2021 Adopted Budget (Cont'd)

EXPLANATION OF BUDGET CHANGES	CHANGE AMOUNT	CHANGE E/P
Equipment		
MACHINERY & EQUIPMENT:		
909010C-7031 Computer Equipment: Deletion of equipment approved in FY 2021, one-time appropriation.	-$18,000	
909010C-7040 Motor Vehicles: Deletion of equipment approved in FY 2021, one-time appropriation.	-$35,000	
909010C-7042 Office Equipment: Deletion of equipment approved in FY 2021, one-time appropriation.	-$10,000	

Expansion Budget Request from FY 2021 Adopted Budget

EXPLANATION OF BUDGET CHANGES	CHANGE AMOUNT	CHANGE E/P
Salaries and Wages		
WAGES & SALARIES:		
909010A-5101 Regular Wages: Increase E/P for Planner III to 1.0 E/P with 8 months funding. Add 8 months funding for unfunded Planner III in FY 2021	$35,950	0.5
OTHER PREMIUM PAY:		
909010A-5215 Premium Pay: Additional funding for the South Maui Community Plan update.	$11,200	
Operations		
SERVICES:		
909010B-6132 Professional Services: Additional funding for Central Maui Community Plan Update.	$200,000	
Equipment		
MACHINERY & EQUIPMENT:		
909010C-7040 Motor Vehicles: Replacement of one (1) standard SUV.	$35,000	
TOTAL EXPANSION BUDGET	**$282,150**	**0.5**

County Grant Subsidy Detail

Name of Grantee/Program	FY 2019 Actual	FY 2020 Actual	FY 2021 Adopted	FY 2022 Proposed
Small Town Planning	$0	$0	$0	$0
University of Hawaii Sea Grant Coastal Hazards Specialist	$103,992	$103,910	$148,731	$130,601
Wailuku First Friday Events	$0	$0	$0	$0
University of Hawaii Sea Grant Dune Management and Public Shoreline Access Coordinator	N/A	$100,000	$157,000	$104,196
ADA Shoreline Access	N/A	N/A	$0	$0
Transit Oriented Development	N/A	$99,740	$0	$0

County Grant Subsidy Detail (Cont'd)

Name of Grantee/Program	FY 2019 Actual	FY 2020 Actual	FY 2021 Adopted	FY 2022 Proposed
Lahaina Restoration Foundation -- Old Pioneer Mill Office Restoration	N/A	$30,000	$0	$0
TOTAL COUNTY GRANT SUBSIDY – ADMINISTRATION & PLANNING PROGRAM	**$103,992**	**$333,650**	**$305,731**	**$234,797**

County Grant Subsidy Program Description

University of Hawaii Sea Grant – Coastal Hazards Specialist

Prior years' grant funding provided 80% of the salary, 35% employee fringe and nominal indirect costs (3.5%) for the University of Hawaii Sea Grant extension agent on Maui, who essentially works full-time with the Planning Department's shoreline planners and assists with the County's compliance with State Coastal Zone Management (CZM) Law (Chapter 205A, HRS) for a period of 12 months. In FY 2021, the budget was increased to allow for 15 months of grant funding in order to align the grant agreement with the federal fiscal year, since the origin of the grant funds is a federal appropriation. FY 2022 returns to a budget for 12 months.

University of Hawaii Sea Grant – Dune Management and Public Shoreline Access Coordinator

This is a continuation from FY 2021's grant funding for a second University of Hawaii Sea Grant extension agent, to provide leadership and coordination for maintaining and possibly expanding the longstanding and very successful program that has previously been run by volunteers; it would also facilitate public coastal access such as improving existing shoreline access points and recommending new locations. As with the other Sea Grant position, FY 2021 funding was for a 15-month period in order to coincide with the federal budget cycle. FY 2022 proposes funding for 12 months.

Administration and Planning Program

Program Budget Summary by Fiscal Year – Grant Revenue Fund

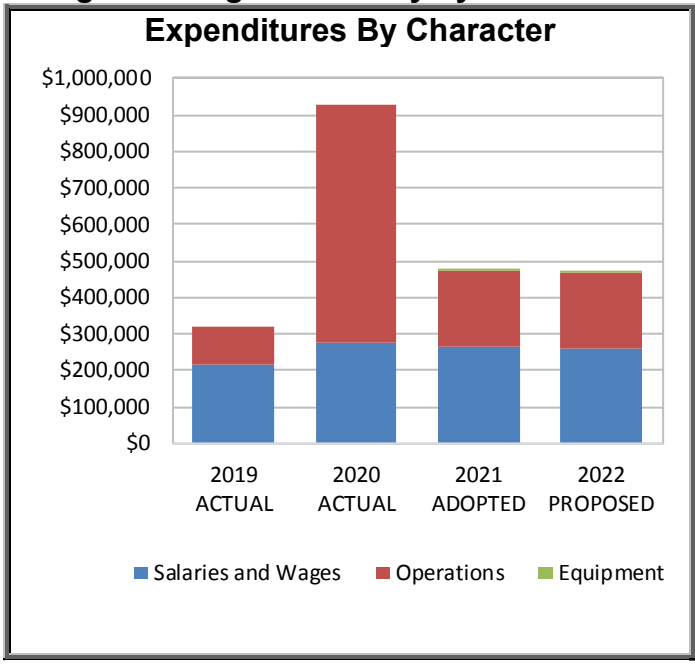

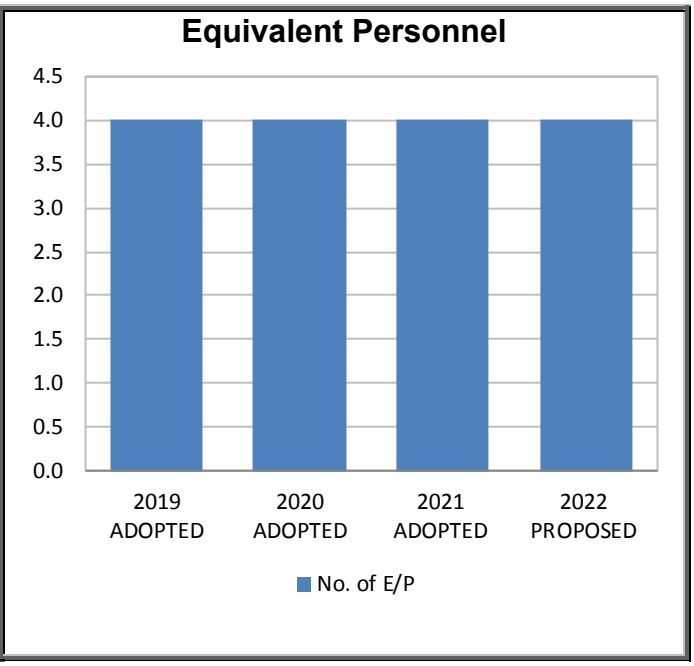

Expenditures Summary by Character & Object – Grant Revenue Fund

CHARACTER/ OBJECT DESCRIPTION	2019 ACTUAL	2020 ACTUAL	2021 ADOPTED	2022 PROPOSED	CHANGE AMOUNT	CHANGE PERCENT
Salaries and Wages						
OTHER PREMIUM PAY	$7,432	$37,864	$10,649	$0	-$10,649	-100.0%
WAGES & SALARIES	$208,171	$239,129	$255,816	$258,792	$2,976	1.2%
Salaries and Wages Total	**$215,603**	**$276,993**	**$266,465**	**$258,792**	**-$7,673**	**-2.9%**
Operations						
MATERIALS & SUPPLIES	$775	$0	$1,000	$1,000	$0	N/A
OTHER COSTS	$535	$880	$0	$2,709	$2,709	N/A
SERVICES	$0	$650,000	$25,000	$25,000	$0	N/A
TRAVEL	$3,603	$2,041	$3,000	$3,000	$0	N/A
UTILITIES	$0	$0	$1,000	$1,000	$0	N/A
INTERFUND COST RECLASSIFICATION	$99,920	$0	$174,241	$177,195	$2,954	1.7%
Operations Total	**$104,833**	**$652,921**	**$204,241**	**$209,904**	**$5,663**	**2.8%**
Equipment						
LEASE PURCHASES	$0	$0	$2,000	$2,000	$0	N/A
Equipment Total	**$0**	**$0**	**$2,000**	**$2,000**	**$0**	**N/A**
Program Total	**$320,436**	**$929,913**	**$472,706**	**$470,696**	**-$2,010**	**-0.4%**

Equivalent Personnel Summary by Position Title – Grant Revenue Fund

POSITION TITLE	2019 ADOPTED	2020 ADOPTED	2021 ADOPTED	2022 PROPOSED	CHANGE AMOUNT	CHANGE PERCENT
Land Use Permit Clerk	1.0	1.0	1.0	1.0	0.0	0.0%
Planner IV	1.0	1.0	1.0	1.0	0.0	0.0%
Planner V	2.0	2.0	2.0	2.0	0.0	0.0%
Program Total	**4.0**	**4.0**	**4.0**	**4.0**	**0.0**	**0.0%**

Administration and Planning Program

Summary by Grant Award

Grant Award Name	New grant	Required County match? Yes/No and Match $ or %	FY 2019 Adopted	FY 2020 Adopted	FY 2021 Adopted	FY 2022 Proposed
Certified Local Government Program	No	Yes 50%/50%	$25,000	$25,000	$25,000	$25,000
CZM Program	No	Yes 50%/50%	$414,005	$483,629	$447,706	$445,696
Transit - Oriented Development	No	Yes $100,000	N/A	$500,000	$0	$0
Important Agricultural Lands Designation	No	Yes 50%/50%	N/A	$125,000	$0	$0
TOTAL			**$439,005**	**$1,133,629**	**$472,706**	**$470,696**

Grant Award Description

Certified Local Government (CLG) Program

The Certified Local Government Program is administered by the Department of Land and Natural Resources State Historic Preservation Division. It provides federal funding for projects sponsored by counties with historic and cultural resources preservation programs that meet applicable standards.

Coastal Zone Management (CZM) Program

The CZM Program administers a sub-grant with the State. It is responsible for administering County and State czm regulations that protect shoreline and coastal resources and ensure public access to beaches, recreation areas, and natural reserves.

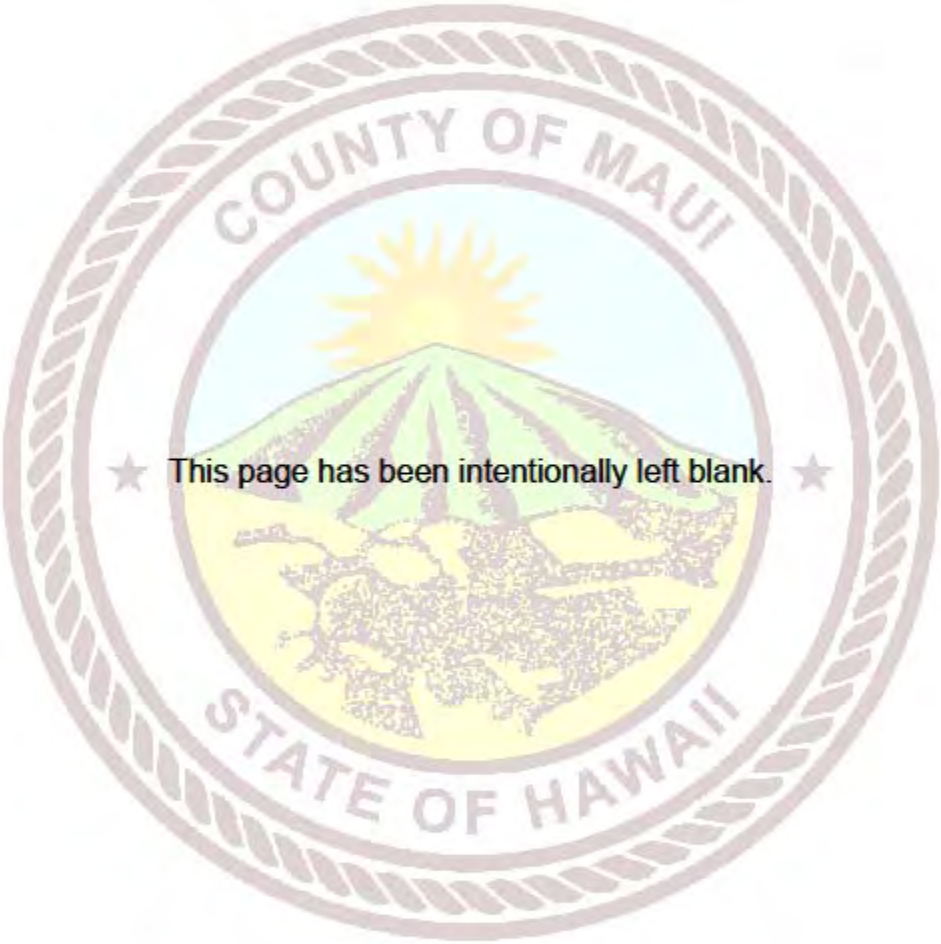
COUNTY OF MAUI
This page has been intentionally left blank.
STATE OF HAWAII

Police

Mayor's Proposed Budget
FY 2022

This page has been intentionally left blank.

Department Summary

Mission

The purpose of the Maui Police Department ("MPD") is to ensure a safe community through the preservation of public and domestic peace, prevention of crime, detection and arrest of offenders of the law, protection of personal and property rights, and the enforcement of all Federal and State laws and County ordinances.

Countywide Outcome(s)

The Department of Police supports the following countywide outcome(s):

- An Affordable, Healthy, and Thriving Community
- A Well-planned Public Infrastructure
- A Prepared, Safe, and Livable County

Organization Chart

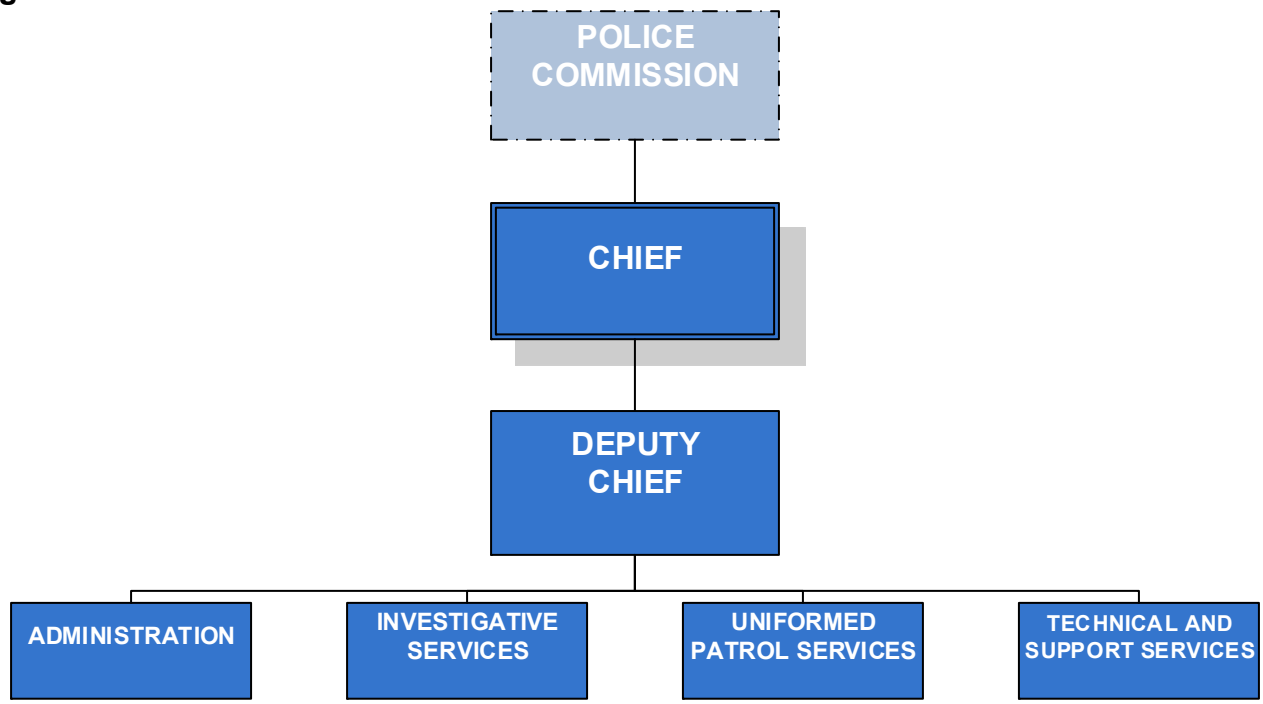

Strategies

- Enhance personnel development by maintaining a versatile and disciplined Police Department to meet the rising demands of law enforcement. Strategies include: effective leadership, planning, education, training and compliance with accreditation standards; developing and sustaining a sufficient and effective workforce through diligent and selective hiring practices; and providing support for employees and their families during and after critical incidents and traumatic events.

- Advocate fiscal management by ensuring fiscal accountability and successful budget management. Advocate energy efficiency by increasing energy efficiency measures and the use of renewable energy sources.

Strategies (Cont'd)

- Reduce crime and increase public safety through strategic planning, effective investigative practices, use of technology, and the efficient delivery of law enforcement services. Provide highway and roadway safety through effective enforcement strategies and public education.

- Enhance quality of life by ensuring excellence in service, with each individual deserving the highest quality of police service.

- Promote emergency preparedness toward homeland security and man-made/natural disasters through: inter-operable communications; intelligence/information sharing; providing first responders with specialized clothing and equipment for protection against health and safety hazards; conducting vulnerability assessments; providing training and exercises; planning; and emergency backup power/communications.

- Foster outside agency and community partnerships by promoting community involvement; build partnerships through community policing; provide instruction in crime prevention and safe neighborhoods; invest in youth-development strategies for our schools and children; and develop and maintain partnerships with County, State, and Federal law enforcement agencies as well as other agencies/organizations that benefit the community.

Operations

The MPD includes four programs: Administration; Investigative Services; Uniformed Patrol Service; and Technical and Support Services.

- The Administration Program provides effective overall administration of the Department in the management and direction of its employees. It establishes priorities and directs operations toward the preservation of public peace, prevention of crime, detection, and arrest of offenders of the law, protection of the rights of persons and property, and the enforcement of State laws and County ordinances.

- Investigative Services consists of five investigative components: Juvenile Crime Prevention Division, which investigates crimes involving juveniles and offers youth crime prevention and diversion programs through educational curriculum and counseling opportunities; Criminal Investigation Division, which investigates all major crimes, usually felonies and crimes defined by the Uniform Crime Reporting methodology; Domestic Violence Unit, which investigates Abuse of Family Household Member offenses and offers professional counseling for children of domestic violence; Vice Division, which investigates narcotic, gambling, and morals offenses; and Special Response Team/Career Criminal Unit, whose purpose is to regularly train for critical incidents requiring a tactical response.

- Uniformed Patrol Services plans, directs, and coordinates the operation of all field uniformed patrol units in the prevention of crime, enforcement of Federal, State, and County laws, and the apprehension and custody of violators.

- The Technical and Support Services Program plans, directs, and coordinates clerical, technical, and logistical support for other law enforcement units. Components include the Technical Services Section (Records, Motorpool, Radio Shop, and Building Maintenance), Communications Section,

Operations (Cont'd)

Plans and Training, Research and Development Section, Community Relations Section, and Information Technology Section.

External Factors Description

The majority of our expenditures are for salaries and wages. External factors that impact salaries and wages include agreements with government employee unions, having personnel available to respond to natural and man-made disasters, and all other major events and activities requiring police presence. In addition, compliance with new laws and regulations may also require hiring of additional personnel. External factors that impact other expenditures include the variation in the cost of gasoline, utilities, maintenance agreements, rental agreements, vehicles, and replacement equipment.

The MPD began to take progressive measures in the prevention of COVID-19, and also took action in support of the Governor's Emergency Proclamations and the Mayor's Public Health Emergency Proclamations and Rules. Some of these measures included assisting with the roadblock on Hana Highway, ensuring social distancing and mask compliance, enforcing violations of rules and orders, and assisting with airport details for incoming travelers. These efforts incurred additional overtime costs for the Department, for which a majority was reimbursed via the CARES Act.

Department Budget Summary by Fund

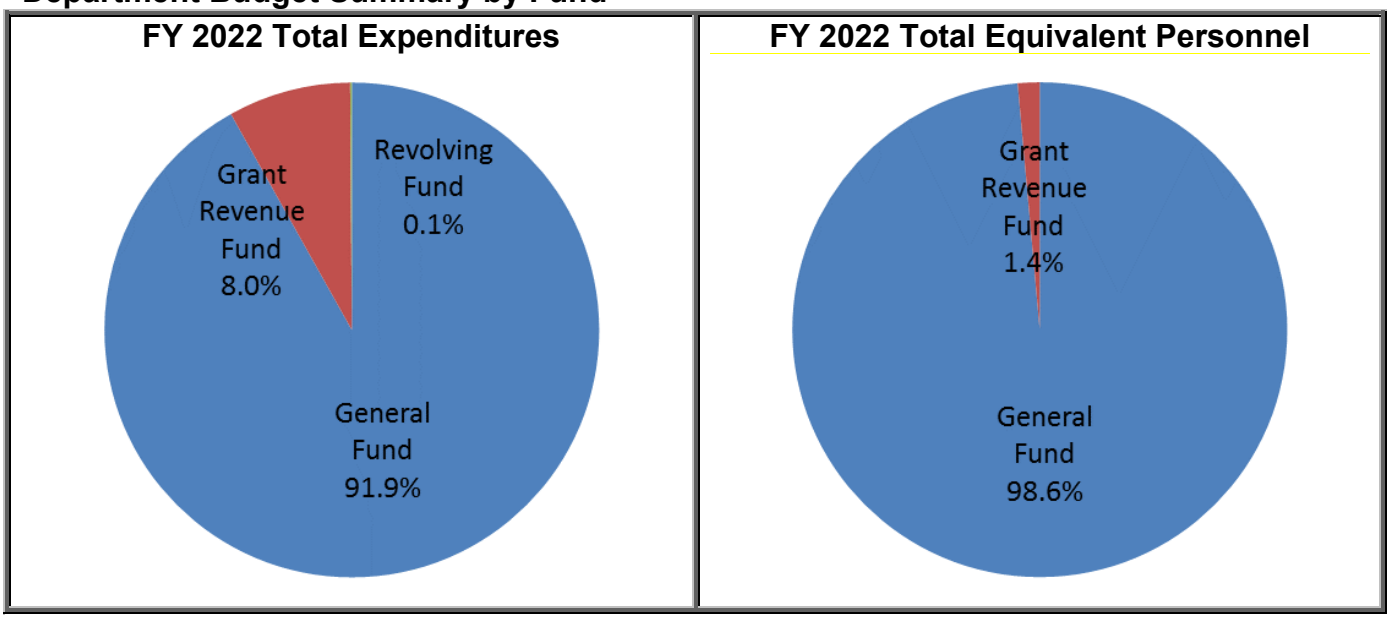

Department Summary

Department Budget Summary by Fiscal Year

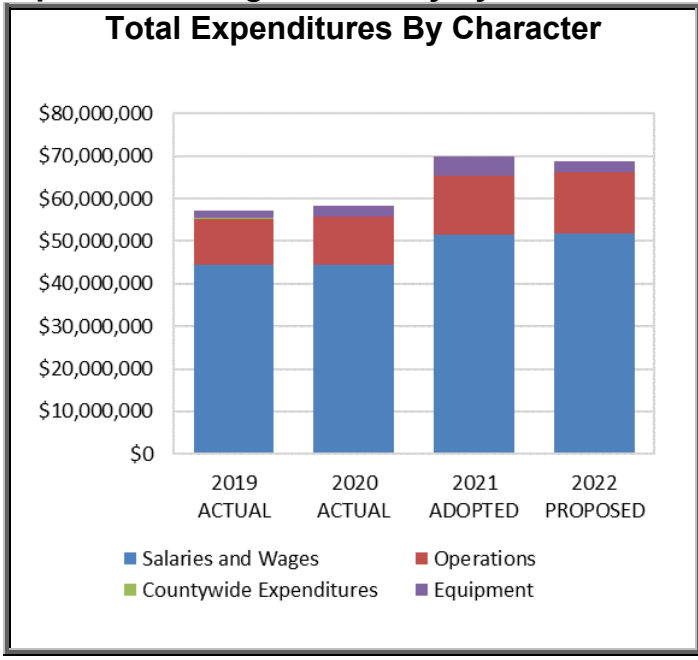

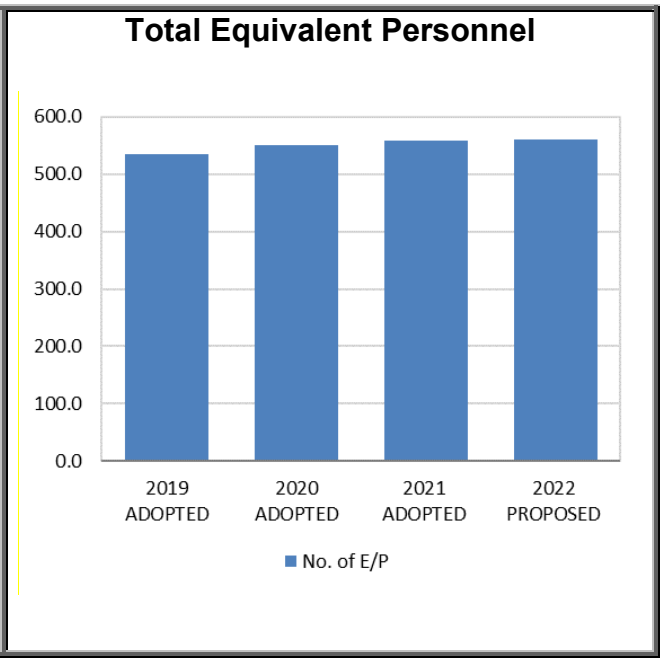

Expenditures Summary by Character & Object

CHARACTER/ OBJECT DESCRIPTION	2019 ACTUAL	2020 ACTUAL	2021 ADOPTED	2022 PROPOSED	CHANGE AMOUNT	CHANGE PERCENT
Salaries and Wages						
OTHER PREMIUM PAY	$8,298,450	$8,216,341	$5,640,803	$4,991,103	-$649,700	-11.5%
WAGES & SALARIES	$36,095,659	$36,286,218	$45,980,292	$46,976,305	$996,013	2.2%
Salaries and Wages Total	**$44,394,109**	**$44,502,559**	**$51,621,095**	**$51,967,408**	**$346,313**	**0.7%**
Operations						
MATERIALS & SUPPLIES	$1,711,818	$1,720,420	$2,187,723	$2,283,408	$95,685	4.4%
OTHER COSTS	$1,469,369	$1,664,397	$2,035,607	$1,950,052	-$85,555	-4.2%
SERVICES	$4,696,802	$5,088,837	$6,305,719	$6,721,719	$416,000	6.6%
SPECIAL PROJECTS	$0	$0	$15,000	$87,100	$72,100	480.7%
TRAVEL	$763,183	$492,092	$921,550	$921,550	$0	N/A
UTILITIES	$2,088,526	$2,259,332	$2,259,091	$2,357,091	$98,000	4.3%
BUDGETED EXPENDITURES	$18,460	$7,096	$36,500	$36,500	$0	N/A
INTERFUND COST RECLASSIFICATION	$195,640	$161,592	$0	$0	$0	N/A
Operations Total	**$10,943,798**	**$11,393,767**	**$13,761,190**	**$14,357,420**	**$596,230**	**4.3%**
Countywide Expenditures						
OTHER COSTS	$33,720	$32,034	$33,700	$33,700	$0	N/A
Countywide Expenditures Total	**$33,720**	**$32,034**	**$33,700**	**$33,700**	**$0**	**N/A**
Equipment						
LEASE PURCHASES	$9,855	$7,175	$9,900	$9,900	$0	N/A
MACHINERY & EQUIPMENT	$1,866,761	$2,321,873	$4,392,804	$2,575,223	-$1,817,581	-41.4%
Equipment Total	**$1,876,616**	**$2,329,048**	**$4,402,704**	**$2,585,123**	**-$1,817,581**	**-41.3%**
Department Total	**$57,248,244**	**$58,257,407**	**$69,818,689**	**$68,943,651**	**-$875,038**	**-1.3%**

Department Summary

Equivalent Personnel Summary by Program

PROGRAM	2019 ADOPTED	2020 ADOPTED	2021 ADOPTED	2022 PROPOSED	CHANGE AMOUNT	CHANGE PERCENT
Administration Program	24.0	24.0	26.0	26.0	0.0	0.0%
Investigative Services Program	106.0	106.0	106.0	106.0	0.0	0.0%
Technical and Support Services Program	106.5	121.5	123.0	122.5	-0.5	-0.4%
Uniformed Patrol Services Program	298.7	298.7	303.7	305.7	2.0	0.7%
Department Total	**535.2**	**550.2**	**558.7**	**560.2**	**1.5**	**0.3%**

Administration Program

Program Description

The Administration Program provides effective overall administration of the MPD in the management and direction of its employees. It establishes priorities and directs operations toward the preservation of the public peace, prevention of crime, detection and arrest of offenders of the law, protection of the rights of persons and property, and the enforcement of State laws and County ordinances.

Countywide Outcome(s)

The Administration Program supports the following countywide outcome(s):

- An Affordable, Healthy, and Thriving Community
- A Well-planned Public Infrastructure
- A Prepared, Safe, and Livable County

Population Served

The Administration Program serves Department personnel, the Police Commission, and the citizens and visitors to the islands of Maui, Lanai, and Molokai.

Services Provided

The Administration Program is comprised of the Office of the Chief, the Police Commission, Administrative Services, Criminal Intelligence, Internal Affairs, and Quality Assurance.

The Police Commission receives, reviews, and investigates any charges by the public against the conduct of the Department and its members, and submits a report of its findings and recommendations for disposition to the Chief of Police. The Police Commission also reviews the Department's annual budget request and is responsible for the appointment of the Chief of Police.

Administrative Services prepares and manages the Department's operating budget and accounting functions. Administrative Services also administers personnel matters, including those related to collective bargaining agreement compliance, personnel actions, payroll compensation, employee benefits, worker's compensation, and leave benefits. In addition, Administrative Services is responsible for the procurement function, travel related functions, and the financial reporting and monitoring of grants.

The Criminal Intelligence Unit provides information related to organized crime and other criminal activity, and disseminates that information to the appropriate departmental personnel and allied law enforcement agencies.

Internal Affairs conducts a variety of investigations including background checks, inquiries, and external complaint reviews.

Quality Assurance conducts staff inspections and monitors the level of compliance with standards for law enforcement agencies established by The Commission on Accreditation for Law Enforcement Agencies ("CALEA"). This unit also includes the Department's intelligence and research analysis function.

Administration Program

Key Activity Goals & Measures

GOALS/OBJECTIVES	SUCCESS MEASUREMENTS	FY 2020 ACTUAL	FY 2021 ESTIMATE	FY 2022 ESTIMATE
Goal #1: Enhance personnel development.				
1. Maintain a versatile and disciplined police department necessary to meet the rising demands of law enforcement through compliance to accreditation standards	% of compliance with CALEA standards	100%	100%	100%
2. Conduct administrative investigations in a timely manner when a complaint of misconduct is made against an MPD employee	% of administrative investigations completed within 90 days	52%	95%	95%
3. Develop and sustain a sufficient and effective workforce through diligent and selective hiring practices	% of authorized positions filled	78%	95%	95%
	Ratio of 2.7 sworn officers per 1,000 de facto population (2.7 is the national average for County law enforcement agencies according to the FBI publication, 2015 Crime in the United States)	1.7	2.7	2.0

Program Budget Summary by Fiscal Year – General Fund

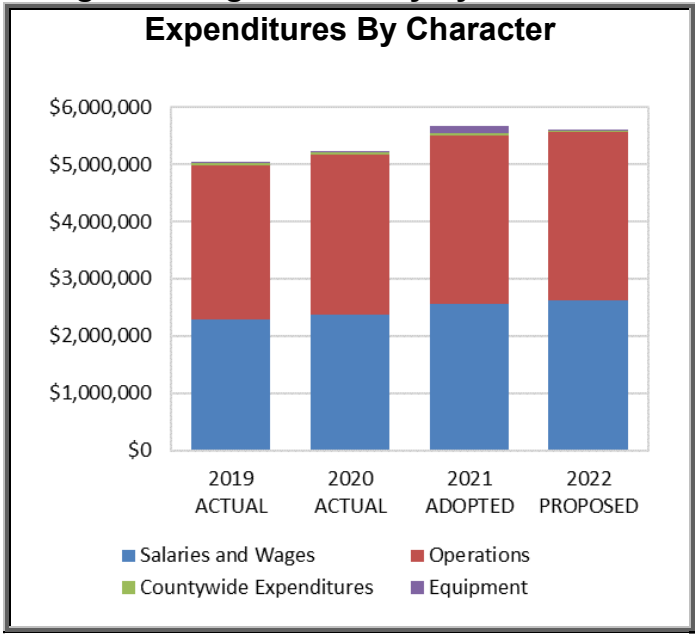

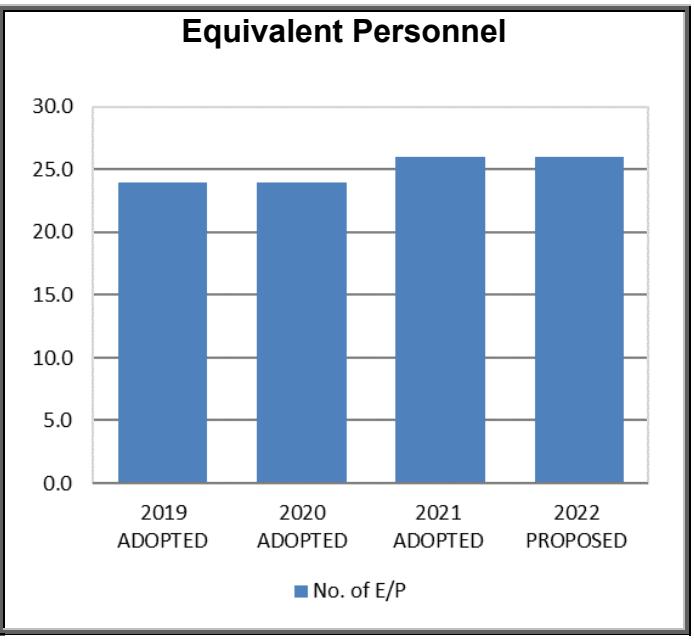

Administration Program

Expenditures Summary by Character & Object – General Fund

CHARACTER/ OBJECT DESCRIPTION	2019 ACTUAL	2020 ACTUAL	2021 ADOPTED	2022 PROPOSED	CHANGE AMOUNT	CHANGE PERCENT
Salaries and Wages						
OTHER PREMIUM PAY	$117,078	$128,701	$82,890	$65,140	-$17,750	-21.4%
WAGES & SALARIES	$2,169,058	$2,249,561	$2,477,733	$2,556,079	$78,346	3.2%
Salaries and Wages Total	**$2,286,136**	**$2,378,262**	**$2,560,623**	**$2,621,219**	**$60,596**	**2.4%**
Operations						
MATERIALS & SUPPLIES	$551,373	$608,333	$583,844	$583,844	$0	N/A
OTHER COSTS	$728,461	$964,410	$949,285	$949,285	$0	N/A
SERVICES	$200,138	$185,121	$211,077	$211,077	$0	N/A
TRAVEL	$490,106	$313,970	$432,250	$432,250	$0	N/A
UTILITIES	$716,962	$717,071	$731,155	$731,155	$0	N/A
BUDGETED EXPENDITURES	$18,460	$7,096	$36,500	$36,500	$0	N/A
Operations Total	**$2,705,500**	**$2,796,001**	**$2,944,111**	**$2,944,111**	**$0**	**N/A**
Countywide Expenditures						
OTHER COSTS	$33,720	$32,034	$33,700	$33,700	$0	N/A
Countywide Expenditures Total	**$33,720**	**$32,034**	**$33,700**	**$33,700**	**$0**	**N/A**
Equipment						
LEASE PURCHASES	$9,855	$7,175	$9,900	$9,900	$0	N/A
MACHINERY & EQUIPMENT	$0	$0	$128,500	$0	-$128,500	-100.0%
Equipment Total	**$9,855**	**$7,175**	**$138,400**	**$9,900**	**-$128,500**	**-92.8%**
Program Total	**$5,035,211**	**$5,213,472**	**$5,676,834**	**$5,608,930**	**-$67,904**	**-1.2%**

Equivalent Personnel Summary by Position Title – General Fund

POSITION TITLE	2019 ADOPTED	2020 ADOPTED	2021 ADOPTED	2022 PROPOSED	CHANGE AMOUNT	CHANGE PERCENT
Account Clerk II	1.0	1.0	1.0	1.0	0.0	0.0%
Accountant II	1.0	1.0	1.0	1.0	0.0	0.0%
Administrative Assistant I	1.0	1.0	1.0	1.0	0.0	0.0%
Assistant Police Chief	3.0	3.0	3.0	3.0	0.0	0.0%
Business Administrator	1.0	1.0	1.0	1.0	0.0	0.0%
Chief of Police	1.0	1.0	1.0	1.0	0.0	0.0%
Clerk III	1.0	1.0	1.0	1.0	0.0	0.0%
Department Personnel Clerk	1.0	1.0	1.0	1.0	0.0	0.0%
Deputy Police Chief	1.0	1.0	1.0	1.0	0.0	0.0%
Grants Management Operations Assistant	0.0	0.0	1.0	1.0	0.0	0.0%
Intelligence and Research Analyst	1.0	1.0	1.0	1.0	0.0	0.0%
Personnel Assistant II	1.0	1.0	1.0	1.0	0.0	0.0%
Police Captain	2.0	2.0	2.0	2.0	0.0	0.0%
Police Detective	2.0	2.0	2.0	2.0	0.0	0.0%
Police Lieutenant	1.0	1.0	1.0	1.0	0.0	0.0%
Police Officer III	2.0	2.0	2.0	2.0	0.0	0.0%
Police Psychologist II	0.0	0.0	1.0	1.0	0.0	0.0%
Police Sergeant	1.0	1.0	1.0	1.0	0.0	0.0%
Private Secretary	1.0	1.0	1.0	1.0	0.0	0.0%
Secretary II	1.0	1.0	1.0	1.0	0.0	0.0%
Secretary III	1.0	1.0	1.0	1.0	0.0	0.0%
Program Total	**24.0**	**24.0**	**26.0**	**26.0**	**0.0**	**0.0%**

Administration Program

Continuation Budget Changes (+/- $10,000) from FY 2021 Adopted Budget

EXPLANATION OF BUDGET CHANGES	CHANGE AMOUNT	CHANGE E/P
Salaries and Wages		
910018A-5101 Regular Wages: Increase pursuant to the Collective Bargaining Agreement.	$17,016	0.0
910141A-5101 Regular Wages: Increase pursuant to the Collective Bargaining Agreement; reallocation of positions; full year funding for FY21 expansion positions.	$61,330	0.0
910018A-5250 Salary Adjustments: Deletion of lump sum payments for BU contract.	-$11,825	0.0
Operations		
None.	$0	
Equipment		
910018C-7044 Other Equipment: Deletion of one-time FY 2021 appropriation.	-$12,000	
910018C-7051 Security Equipment: Deletion of one-time FY 2021 appropriation.	-$115,000	
TOTAL CONTINUATION BUDGET	**-$60,479**	**0.0**

Expansion Budget Request from FY 2021 Adopted Budget

EXPLANATION OF BUDGET CHANGES	CHANGE AMOUNT	CHANGE E/P
Salaries and Wages		
None.	$0	0.0
Operations		
None.	$0	
Equipment		
None.		
TOTAL EXPANSION BUDGET	**$0**	**0.0**

Administration Program

Program Budget Summary by Fiscal Year – Grant Revenue Fund

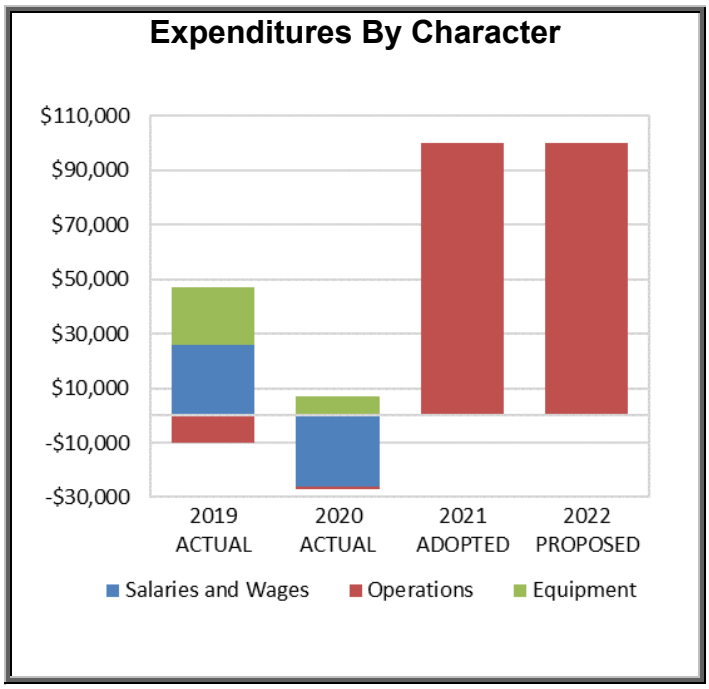

Expenditures Summary by Character & Object – Grant Revenue Fund

CHARACTER/ OBJECT DESCRIPTION	2019 ACTUAL	2020 ACTUAL	2021 ADOPTED	2022 PROPOSED	CHANGE AMOUNT	CHANGE PERCENT
Salaries and Wages						
OTHER PREMIUM PAY	$26,013	-$26,013	$0	$0	$0	N/A
Salaries and Wages Total	**$26,013**	**-$26,013**	**$0**	**$0**	**$0**	**N/A**
Operations						
MATERIALS & SUPPLIES	$683	$1,067	$0	$0	$0	N/A
OTHER COSTS	-$8,441	$0	$0	$0	$0	N/A
SERVICES	-$13	$0	$0	$0	$0	N/A
TRAVEL	-$1,496	-$2,311	$100,000	$100,000	$0	N/A
UTILITIES	-$522	$0	$0	$0	$0	N/A
Operations Total	**-$9,789**	**-$1,244**	**$100,000**	**$100,000**	**$0**	**N/A**
Equipment						
MACHINERY & EQUIPMENT	$21,004	$7,250	$0	$0	$0	N/A
Equipment Total	**$21,004**	**$7,250**	**$0**	**$0**	**$0**	**N/A**
Program Total	**$37,229**	**-$20,008**	**$100,000**	**$100,000**	**$0**	**N/A**

Equivalent Personnel Summary by Position Title – Grant Revenue Fund

The Administration Program does not have equivalent personnel funded through the Grant Revenue Fund.

Administration Program

Summary by Grant Award

Grant Award Name	New grant	Required County match? Yes/No and Match $ or %	FY 2019 Adopted	FY 2020 Adopted	FY 2021 Adopted	FY 2022 Proposed
State and Federal Assets Forfeiture Program	No	No	$100,000	$100,000	$100,000	$100,000
TOTAL			**$100,000**	**$100,000**	**$100,000**	**$100,000**

Grant Award Description

State and Federal Assets Forfeiture Program

Pursuant to United States Code, Title 21, Section 821 and Chapter 712A, Hawaii Revised Statutes, the MPD is authorized to acquire a share of forfeited funds and/or property seized in accordance with Federal and State asset forfeiture programs. These assets and or proceeds may be used for law enforcement purposes to complement, but not supplant, the funding normally appropriated for such purposes.

Investigative Services Program

Program Description

The Investigative Services Program consists of five components: Juvenile Crime Prevention Division (JCPD), which investigates crimes involving juveniles and offers youth crime prevention and diversion programs through educational curriculum and counseling opportunities; Criminal Investigation Division (CID), which investigates all major crimes; Domestic Violence Unit, which investigates Abuse of Family Household Member offenses and offers professional counseling for children of domestic violence; Vice Division, which investigates narcotic, gambling, and morals offenses; and Special Response Team (SRT) Career Criminal Unit, whose purpose is to regularly train for critical incidents requiring a tactical response.

Countywide Outcome(s)

The Investigate Services Program supports the following countywide outcome(s):

- An Affordable, Healthy, and Thriving Community
- A Prepared, Safe, and Livable County

Population Served

The Investigative Services Program serves the citizens and visitors of the islands of Maui, Lanai, and Molokai.

Services Provided

The Investigative Services Program plans, organizes, and coordinates activities of the Criminal Investigation Division, Vice Division, Juvenile Crime Prevention Division, and the Special Response Team.

The CID investigates cases involving murder, robbery, sexual assault, aggravated assault, arson, theft, auto theft, forgery and fraud, financial crimes, domestic violence, and white collar crimes. Forensic Evidence Specialist provides technical support in the search, recovery, preservation, and analysis of evidence at crime scenes. The CID's Automated Fingerprint Identification System (AFIS) records and compares fingerprints to identify suspect individuals.

The JCPD investigates crimes involving juveniles and offers education, crime prevention, and intervention programs. The School Resource Officer (SRO) Program is a specialized unit of uniformed officers assigned to various schools, they partner with the Department of Education to provide prevention and intervention programs within our schools.

The Vice Division conducts investigations and enforces the laws that lead to the disruption of organizations involved in illegal drugs, prostitution, and gambling. The Criminalist function examines and analyzes a variety of physical and chemical substance, materials, liquids, and other evidence in accordance with prescribed standard methods and techniques.

The Special Response Team (SRT) provides special weapons and tactical support to the Department in high risk situations.

Investigative Services Program

Key Activity Goals & Measures

GOALS/OBJECTIVES	SUCCESS MEASUREMENTS	FY 2020 ACTUAL	FY 2021 ESTIMATE	FY 2022 ESTIMATE
Goal #1: Reduce crime and increase public safety with prevention methods.				
1. Effective use of the Investigative method	% of Part I offenses cleared by arrest	82%	25%	25%
	# of Vice search warrants cleared by arrest	108	145	145

Program Budget Summary by Fiscal Year – General Fund

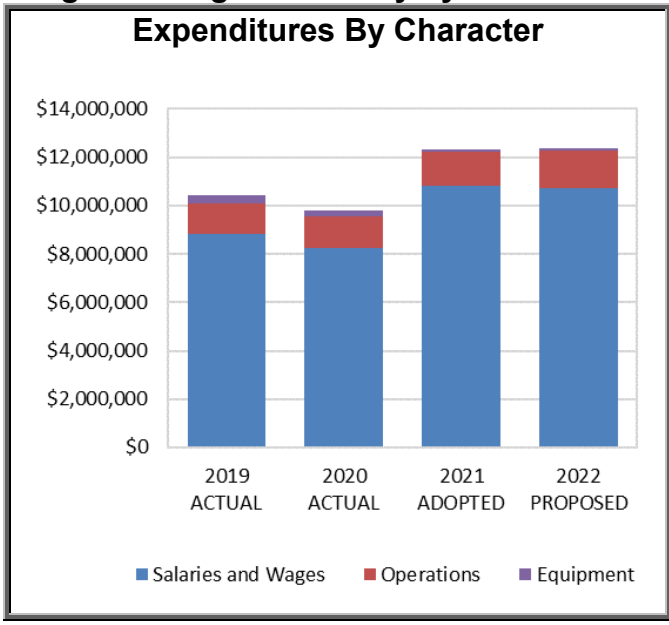

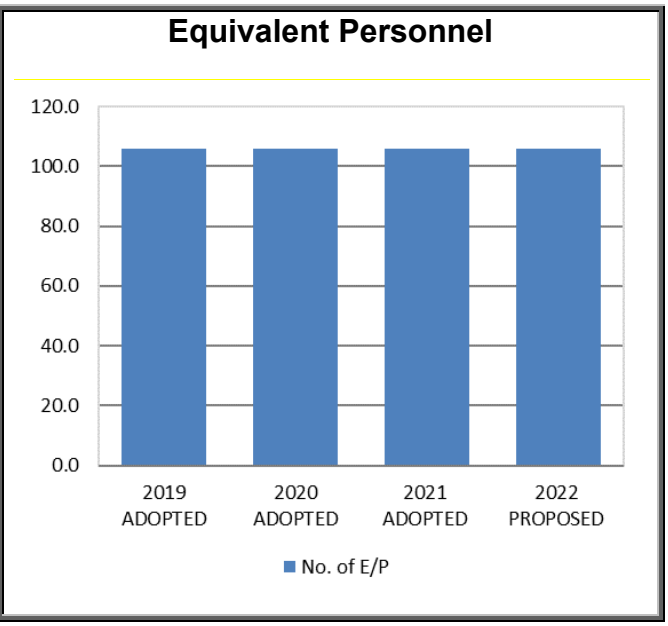

Expenditures Summary by Character & Object – General Fund

CHARACTER/ OBJECT DESCRIPTION	2019 ACTUAL	2020 ACTUAL	2021 ADOPTED	2022 PROPOSED	CHANGE AMOUNT	CHANGE PERCENT
Salaries and Wages						
OTHER PREMIUM PAY	$829,760	$742,855	$560,440	$402,165	-$158,275	-28.2%
WAGES & SALARIES	$7,978,099	$7,516,600	$10,263,600	$10,322,280	$58,680	0.6%
Salaries and Wages Total	**$8,807,859**	**$8,259,455**	**$10,824,040**	**$10,724,445**	**-$99,595**	**-0.9%**
Operations						
MATERIALS & SUPPLIES	$116,510	$113,604	$161,745	$212,865	$51,120	31.6%
OTHER COSTS	$133,273	$138,731	$148,372	$148,372	$0	N/A
SERVICES	$922,205	$937,612	$959,430	$1,060,430	$101,000	10.5%
TRAVEL	$631	$138	$2,000	$2,000	$0	N/A
UTILITIES	$98,996	$129,795	$126,521	$126,521	$0	N/A
Operations Total	**$1,271,615**	**$1,319,881**	**$1,398,068**	**$1,550,188**	**$152,120**	**10.9%**
Equipment						
MACHINERY & EQUIPMENT	$341,621	$196,830	$107,104	$101,945	-$5,159	-4.8%
Equipment Total	**$341,621**	**$196,830**	**$107,104**	**$101,945**	**-$5,159**	**-4.8%**
Program Total	**$10,421,095**	**$9,776,165**	**$12,329,212**	**$12,376,578**	**$47,366**	**0.4%**

Investigative Services Program

Equivalent Personnel Summary by Position Title – General Fund

POSITION TITLE	2019 ADOPTED	2020 ADOPTED	2021 ADOPTED	2022 PROPOSED	CHANGE AMOUNT	CHANGE PERCENT
Criminalist I	1.0	1.0	1.0	1.0	0.0	0.0%
Criminalist II	1.0	1.0	1.0	1.0	0.0	0.0%
Fingerprint & ID Technician	1.0	1.0	1.0	1.0	0.0	0.0%
Juvenile Counselor III	4.0	4.0	4.0	4.0	0.0	0.0%
Office Operations Assistant II	5.0	5.0	5.0	5.0	0.0	0.0%
Office Operations Assistant II (Lahaina)	1.0	1.0	1.0	1.0	0.0	0.0%
Police Captain	2.0	2.0	2.0	2.0	0.0	0.0%
Police Commission Secretary	1.0	1.0	1.0	1.0	0.0	0.0%
Police Detective	24.0	24.0	24.0	24.0	0.0	0.0%
Police Detective (Lahaina)	5.0	5.0	5.0	5.0	0.0	0.0%
Police Evidence Specialist II	2.0	2.0	2.0	2.0	0.0	0.0%
Police Evidence Specialist III	1.0	1.0	1.0	1.0	0.0	0.0%
Police Lieutenant	6.0	6.0	6.0	6.0	0.0	0.0%
Police Lieutenant (Lahaina)	1.0	1.0	1.0	1.0	0.0	0.0%
Police Officer II - SRO (Kalama)	1.0	1.0	1.0	1.0	0.0	0.0%
Police Officer II - SRO (Lahaina)	1.0	1.0	1.0	1.0	0.0	0.0%
Police Officer II - SRO (Maui High)	1.0	1.0	1.0	1.0	0.0	0.0%
Police Officer II - SRO (Waena)	1.0	1.0	1.0	1.0	0.0	0.0%
Police Officer III	21.0	21.0	21.0	21.0	0.0	0.0%
Police Officer III - SRO	1.0	1.0	1.0	1.0	0.0	0.0%
Police Officer III - SRO (Baldwin)	1.0	1.0	1.0	1.0	0.0	0.0%
Police Officer III - SRO (Iao)	1.0	1.0	1.0	1.0	0.0	0.0%
Police Officer III - SRO (Lokelani)	1.0	1.0	1.0	1.0	0.0	0.0%
Police Officer III - SRO (SAS)	1.0	1.0	1.0	1.0	0.0	0.0%
Police Officer III - SRO(King K)	1.0	1.0	1.0	1.0	0.0	0.0%
Police Officer III (Canine)	3.0	3.0	3.0	3.0	0.0	0.0%
Police Officer III (DVU)	2.0	2.0	2.0	2.0	0.0	0.0%
Police Sergeant	7.0	7.0	7.0	7.0	0.0	0.0%
Police Sergeant - Forfeiture	1.0	1.0	1.0	1.0	0.0	0.0%
Police Sergeant - Gang Detail	1.0	1.0	1.0	1.0	0.0	0.0%
Police Sergeant - SRO	1.0	1.0	1.0	1.0	0.0	0.0%
Police Sergeant - SRO (Mid School)	1.0	1.0	1.0	1.0	0.0	0.0%
Police Sergeant (DVU)	1.0	1.0	1.0	1.0	0.0	0.0%
Polygraph Examiner	1.0	1.0	1.0	1.0	0.0	0.0%
Specialized Equipment Technician	1.0	1.0	1.0	1.0	0.0	0.0%
Supervising Juvenile Counselor	1.0	1.0	1.0	1.0	0.0	0.0%
Program Total	**106.0**	**106.0**	**106.0**	**106.0**	**0.0**	**0.0%**

Continuation Budget Changes (+/- $10,000) from FY 2021 Adopted Budget

EXPLANATION OF BUDGET CHANGES	CHANGE AMOUNT	CHANGE E/P
Salaries and Wages		
910059A-5101 Regular Wages: Increase pursuant to the Collective Bargaining Agreement.	$31,368	0.0
910067A-5101 Regular Wages: Increase pursuant to the Collective Bargaining Agreement.	$17,412	0.0
910026A-5250 Salary Adjustments: Deletion of lump sum payments for BU contract.	-$36,300	0.0
910059A-5250 Salary Adjustments: Deletion of lump sum payments for BU contract.	-$68,400	0.0
910067A-5250 Salary Adjustments: Deletion of lump sum payments for BU contract.	-$39,950	0.0

Investigative Services Program

Continuation Budget Changes (+/- $10,000) from FY 2021 Adopted Budget (Cont'd)

EXPLANATION OF BUDGET CHANGES	CHANGE AMOUNT	CHANGE E/P
Operations		
SERVICES:		
910059B-6138 R & M - Services/Contracts: Deletion of one-time appropriation for Crime Lab National Accreditation Board assessments and Cellebrite annual service fee.	-$15,000	
Equipment		
MACHINERY AND EQUIPMENT:		
910026C-7044 Other Equipment: Deletion of one-time FY 2021 appropriation.	-$16,100	
910059C-7044 Other Equipment: Deletion of one-time FY 2021 appropriation.	-$26,401	
910420C-7044 Other Equipment: Deletion of one-time FY 2021 appropriation.	-$64,603	

Expansion Budget Request from FY 2021 Adopted Budget

EXPLANATION OF BUDGET CHANGES	CHANGE AMOUNT	CHANGE E/P
Salaries and Wages		
None.	$0	0.0
Operations		
MATERIALS & SUPPLIES:		
910026B-6003 Animal Care & Feeding: Leashes, stash boxes, training balls, food and water buckets, K9 cleaning supplies, vet visits, medicines.	$7,000	
910026B-6035 Miscellaneous Supplies: Tourniquets, tourniquet pouch, handcuff pouch, riggers belt, quick duty holster, belt mounts.	$7,900	
910026B-6060 Small Equipment - under $1000: Four (4) 360 portable light system for crime scenes at $599 each; additional office chairs $3,004.	$5,400	
910067B-6035 Miscellaneous Supplies: Funding for teen academy, MPALs, wireless earpieces.	$9,000	
910067B-6060 Small Equipment - under $1000: Two (2) Intoxilyzer Preliminary Breath Testers.	$1,250	
910420B-6002 Police Ammunitions/Target: Explosives for bomb squad.	$18,000	
910420B-6035 Miscellaneous Supplies: Handheld GPS systems; rifle & mission bags; helmet headsets; rifle case; mission bags; combat shirts.	$23,000	
SERVICES:		
910059B-6138 R & M - Services/Contracts: License renewals: 360 laser scanner, cellebrite, MSAB forensic suite, blacklight forensics, macquisition, DVR examiner, Berla iVe.	$25,000	
910422B-6132 Professional Services: Increase to cover current trending amount of autopsies/investigations.	$100,000	
Equipment		
MACHINERY AND EQUIPMENT:		
910026C-7044 Other Equipment: Replacement of five (5) Carbon Oxygen Cylinder Tanks.	$11,000	
910059C-7044 Other Equipment: Replacement of seven (7) Forensic Drying Cabinet Filters; two (2) Rodin Flare Plus 2 Forensic Lights; one (1) Digital Camera; and one (1) Crime-Lite 82L Light Source.	$21,425	
910067C-7044 Other Equipment: Replacement of three (3) Workstations.	$5,910	

Investigative Services Program

Expansion Budget Request from FY 2021 Adopted Budget (Cont'd)

EXPLANATION OF BUDGET CHANGES	CHANGE AMOUNT	CHANGE E/P
Equipment (Cont'd)		
MACHINERY AND EQUIPMENT: (Cont'd)		
910420C-7044 Other Equipment: Replacement of seven (7) Ballistic Tactical Vests and Armor Plates, and ten (10) Rifles and Suppressors; and two (2) new Remote Firing Devices.	$63,610	
TOTAL EXPANSION BUDGET	**$298,495**	**0.0**

Program Budget Summary by Fiscal Year – Grant Revenue Fund

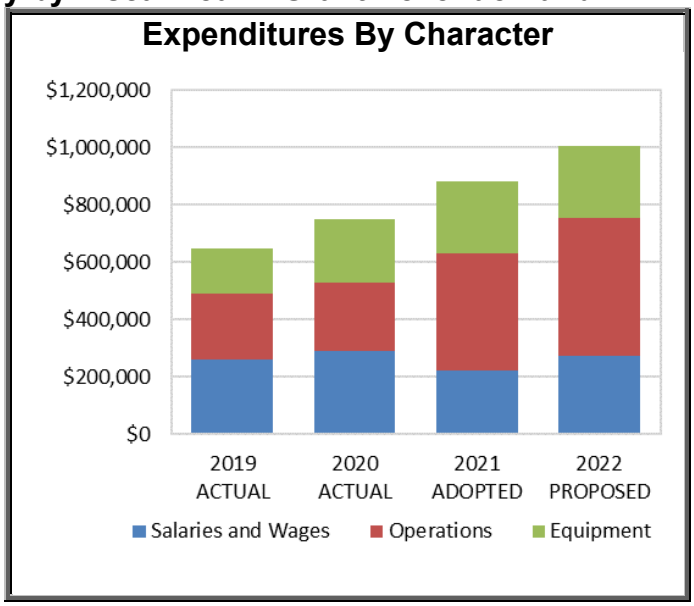

Expenditures Summary by Character & Object – Grant Revenue Fund

CHARACTER/ OBJECT DESCRIPTION	2019 ACTUAL	2020 ACTUAL	2021 ADOPTED	2022 PROPOSED	CHANGE AMOUNT	CHANGE PERCENT
Salaries and Wages						
OTHER PREMIUM PAY	$259,849	$290,758	$224,000	$274,000	$50,000	22.3%
Salaries and Wages Total	**$259,849**	**$290,758**	**$224,000**	**$274,000**	**$50,000**	**22.3%**
Operations						
MATERIALS & SUPPLIES	$37,336	$17,559	$85,000	$85,000	$0	N/A
OTHER COSTS	$46,740	$54,816	$133,000	$128,000	-$5,000	-3.8%
SERVICES	$28,726	$67,486	$84,000	$84,000	$0	N/A
SPECIAL PROJECTS	$0	$0	$0	$72,100	$72,100	N/A
TRAVEL	$101,305	$74,512	$93,500	$93,500	$0	N/A
UTILITIES	$18,829	$22,622	$11,500	$18,500	$7,000	60.9%
Operations Total	**$232,936**	**$236,995**	**$407,000**	**$481,100**	**$74,100**	**18.2%**
Equipment						
MACHINERY & EQUIPMENT	$156,350	$221,655	$250,000	$250,000	$0	N/A
Equipment Total	**$156,350**	**$221,655**	**$250,000**	**$250,000**	**$0**	**N/A**
Program Total	**$649,135**	**$749,409**	**$881,000**	**$1,005,100**	**$124,100**	**14.1%**

Equivalent Personnel Summary by Position Title – Grant Revenue Fund
The Investigative Services Program does not have equivalent personnel funded through the Grant Revenue Fund.

Summary by Grant Award

Grant Award Name	New grant	Required County match? Yes/No and Match $ or %	FY 2019 Adopted	FY 2020 Adopted	FY 2021 Adopted	FY 2022 Proposed
Department of Health	No	No	$16,000	$16,000	$16,000	$16,000
Drug Enforcement Agency (DEA)	No	No	$51,000	$51,000	$0	$0
Hawaii Community Foundation Grant	No	No	$1,000	$1,000	$0	$0
Edward Byrne Memorial Justice Assistance Grants	No	No	$94,000	$178,000	$275,000	$275,000
High Intensity Drug Trafficking Areas (HIDTA)	No	No	$130,000	$150,000	$275,000	$399,100
Office of Youth Services	No	No	$175,000	$175,000	$175,000	$175,000
Organized Crime Drug Enforcement Task Force (OCDETF) Program	No	No	$1,000	$1,000	$0	$0
Violence Against Women Act (VAWA) – State Attorney General	No	Yes/25%	$53,000	$55,000	$90,000	$90,000
Paul Coverdell Forensic Sciences Improvement Act	No	No	$5,000	$5,000	$50,000	$50,000
TOTAL			**$526,000**	**$632,000**	**$881,000**	**$1,005,100**

Grant Award Description

Department of Health

Grants from the Department of Health include the following:

Alcohol Sales to Minor – Department of Health (DOH)
The State Department of Health, Alcohol, and Drug Abuse Division provides funding for the enforcement of the state law prohibiting alcohol sales to minors.

Tobacco Sales to Minors Prevention Grant
The State Department of Health, Alcohol, and Drug Abuse Division allocates funding to enforce the state law prohibiting tobacco sales to minors.

Edward Byrne Memorial Justice Assistance Grants

Grants from the Department of Justice through the State Attorney General's (AG) Office include the following:

Statewide Multi-Jurisdictional Drug Task Force (SMDTF) – The AG allocates funding to disrupt the flow of drugs through the coordination of operations, drug seizures, and the sharing of information, personnel, and resources. The purpose is to reduce drug availability, drug crime,

Statewide Multi-Jurisdictional Drug Task Force (SMDTF) (Cont'd)
and drug use. The apprehension of mid to high-level distributors importing and distributing illegal narcotics into and within the State of Hawaii will be of high priority.

Cybercrime Unit Enhancement – This grant provides additional funding to help the MPD obtain specialized tools and equipment to increase the Department's digital forensic capabilities as well as to provide the ability to self-sustain digital forensics abilities in the event of federal equipment being recalled. It also helps obtain software and hardware components necessary to implement a digital evidence management system.

Other - Any other grant provided by the State AG's Office that is unknown at this time.

High Intensity Drug Trafficking Areas

As a key initiative of this grant, the Hawaii Interagency Mobile Police Apprehension Crime Task Force (HI IMPACT) is set up to dismantle, disrupt, arrest, and prosecute drug trafficking organizations, drugs, gangs, and organized crime groups involved in drug distribution, drug manufacturing, money laundering, and other drug-related crimes. Priorities shall include crystal methamphetamine, cocaine, heroin, marijuana, and ecstasy. Each county will organize its own IMPACT team in cooperation and consultation with the three other counties. They will work to develop cooperating witnesses and informants.

Office of Youth Services

Grants from the State Department of Health Office of Youth Services include the following:

Positive Outreach Interventions (POI)/Juvenile Accountability Incentive Block Grant (JAIB) - The State Department of Human Services Office of Youth Services allocates funding pursuant to the Federal Juvenile Accountability Block Grant Program or State funding to promote greater accountability in the juvenile justice system, which helps reduce the recidivism rate of juvenile offenders.

KALO Program – The KALO Program seeks to involve and engage parents and guardians, as well as youths, referred for services in a comprehensive four-week program incorporating the spirit and values of Aloha.

Violence Against Women Act (VAWA) – State AG

Domestic Violence Sex Assault - The State AG allocates funding to develop and strengthen effective law enforcement and prosecutorial strategies and victim services in cases involving crimes against women. It is part of Hawaii's Violence Against Women Formula Grant Program.

Other - Any other grant provided by the State AG's Office through the VAWA program that is unknown at this time.

Paul Coverdell Forensic Sciences Improvement Act

The Paul Coverdell Forensic Science Improvement Grants Program awards grants to help improve the quality and timeliness of forensic science and medical examiner services. It must be used for one of three purposes: To carry out all or a substantial part of a program intended to improve the quality and timeliness of forensic science or medical examiner services in the State; to eliminate a backlog in the analysis of forensic science evidence; or to train, assist, and employ forensic laboratory personnel as needed to eliminate such a backlog.

Uniformed Patrol Services Program

Program Description

The Uniformed Patrol Services Program plans, directs, and coordinates the operation of all field uniformed patrol units in the prevention of crime, enforcement of Federal, State, and County laws, and the apprehension and criminal charging of violators.

Countywide Outcome(s)

The Uniformed Patrol Services Program supports the following Countywide outcome(s):

- An Affordable, Healthy, and Thriving Community
- A Prepared, Safe, and Livable County

Population Served

The Uniformed Patrol Services Program serves the citizens and visitors of the islands of Maui, Lanai, and Molokai.

Services Provided

The Uniformed Patrol Services Program, commonly referred to as the "backbone of the police department," consists of all field uniformed patrol units, including the Traffic Section and Crime Reduction Units. This program consists of six patrol districts: Wailuku, Lanai, Hana, Lahaina, Molokai, and Kihei. These patrol districts are responsible for providing services for the preservation of public peace, prevention of crime, and protection of life and property. The Traffic Section provides services in the enforcement of laws and ordinances pertaining to vehicular and pedestrian traffic on public highways. The Traffic Section also conducts criminal investigations of fatal and near-fatal motor vehicle crashes. The Crime Reduction Unit works with all patrol districts in identifying and combating specific crime trends.

Key Activity Goals & Measures

GOALS/OBJECTIVES	SUCCESS MEASUREMENTS	FY 2020 ACTUAL	FY 2021 ESTIMATE	FY 2022 ESTIMATE
Goal #1: Reduce crime and increase public safety with prevention methods.				
1. Conduct special operations to prevent and suppress criminal activity by executing search warrants	% of USB search warrants cleared by arrest	88%	75%	75%
2. Provide highway and roadway safety through effective enforcement strategies	# of Operating Under Influence (OUI) arrests annually	489	1,000	1,000
	# of OUI sobriety checkpoints conducted annually	151	150	150
	# of drug and/or alcohol-related traffic fatalities annually	11	12	12

Uniformed Patrol Services Program

Key Activity Goals & Measures (Cont'd)

(Cont'd) GOALS/OBJECTIVES	SUCCESS MEASUREMENTS	FY 2020 ACTUAL	FY 2021 ESTIMATE	FY 2022 ESTIMATE
Goal #2: Enhance quality of life.				
1. To ensure a safe community through the preservation of public and domestic peace, prevention of crime, detection and arrest of offenders of the law, protection of personal and property rights, and the enforcement of all Federal and State laws and County ordinances	# of calls for service where an officer was assigned to respond to the incident	99,458	115,000	115,000
	% of response times for in-progress and high-priority calls for service under five minutes (from time officer is dispatched to arrival on-scene)	64%	95%	95%

Program Budget Summary by Fiscal Year – General Fund

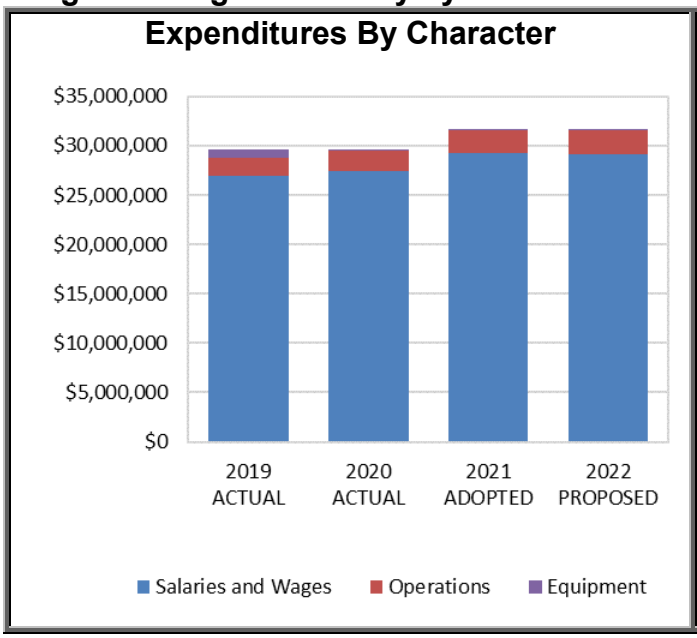

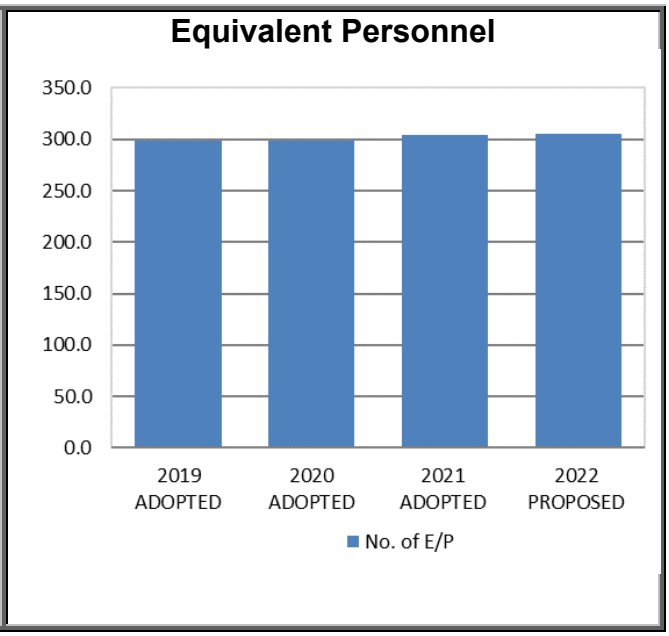

Uniformed Patrol Services Program

Expenditures Summary by Character & Object – General Fund

CHARACTER/ OBJECT DESCRIPTION	2019 ACTUAL	2020 ACTUAL	2021 ADOPTED	2022 PROPOSED	CHANGE AMOUNT	CHANGE PERCENT
Salaries and Wages						
OTHER PREMIUM PAY	$5,629,243	$5,613,542	$3,463,400	$2,970,000	-$493,400	-14.2%
WAGES & SALARIES	$21,273,292	$21,830,667	$25,809,521	$26,227,067	$417,546	1.6%
Salaries and Wages Total	**$26,902,536**	**$27,444,208**	**$29,272,921**	**$29,197,067**	**-$75,854**	**-0.3%**
Operations						
MATERIALS & SUPPLIES	$320,541	$335,979	$408,852	$427,667	$18,815	4.6%
OTHER COSTS	$352,809	$312,393	$436,050	$436,050	$0	N/A
SERVICES	$598,218	$739,108	$808,581	$811,581	$3,000	0.4%
TRAVEL	$47,416	$51,323	$60,800	$60,800	$0	N/A
UTILITIES	$604,817	$622,341	$614,522	$614,522	$0	N/A
Operations Total	**$1,923,802**	**$2,061,145**	**$2,328,805**	**$2,350,620**	**$21,815**	**0.9%**
Equipment						
MACHINERY & EQUIPMENT	$743,958	$41,098	$2,000	$58,250	$56,250	2812.5%
Equipment Total	**$743,958**	**$41,098**	**$2,000**	**$58,250**	$56,250	2812.5%
Program Total	**$29,570,295**	**$29,546,450**	**$31,603,726**	**$31,605,937**	**$2,211**	**0.0%**

Equivalent Personnel Summary by Position Title – General Fund

POSITION TITLE	2019 ADOPTED	2020 ADOPTED	2021 ADOPTED	2022 PROPOSED	CHANGE AMOUNT	CHANGE PERCENT
Dog Warden	1.0	1.0	1.0	1.0	0.0	0.0%
Dog Warden (Half time)	0.5	0.5	0.5	0.5	0.0	0.0%
Emergency Services Dispatcher II	5.0	5.0	5.0	5.0	0.0	0.0%
Evidence Custodian	1.0	1.0	1.0	1.0	0.0	0.0%
MVA Reconstruction Technician	1.0	1.0	1.0	1.0	0.0	0.0%
Office Operations Assistant II	7.0	7.0	7.0	7.0	0.0	0.0%
Police Captain	4.0	4.0	4.0	4.0	0.0	0.0%
Police Evidence Custodian I	0.0	0.0	0.0	1.0	1.0	100%
Police Lieutenant	12.0	12.0	12.0	12.0	0.0	0.0%
Police Officer II	150.0	150.0	150.0	150.0	0.0	0.0%
Police Officer II - CRU	2.0	2.0	2.0	2.0	0.0	0.0%
Police Officer II - FTO	11.0	11.0	11.0	11.0	0.0	0.0%
Police Officer II - FTO	1.0	1.0	1.0	1.0	0.0	0.0%
Police Officer II - Park Patrol	2.0	2.0	2.0	2.0	0.0	0.0%
Police Officer III	12.0	12.0	12.0	12.0	0.0	0.0%
Police Officer III - CPO	4.0	4.0	4.0	4.0	0.0	0.0%
Police Officer III - CRU	1.0	1.0	1.0	1.0	0.0	0.0%
Police Officer III - FTO	8.0	8.0	8.0	8.0	0.0	0.0%
Police Officer III - Haiku	1.0	1.0	1.0	1.0	0.0	0.0%
Police Officer III - Honokowai	1.0	1.0	1.0	1.0	0.0	0.0%
Police Officer III - Kahului	2.0	2.0	2.0	2.0	0.0	0.0%
Police Officer III - Kula	1.0	1.0	1.0	1.0	0.0	0.0%
Police Officer III - Makawao	1.0	1.0	1.0	1.0	0.0	0.0%
Police Officer III - Napili	1.0	1.0	1.0	1.0	0.0	0.0%
Police Officer III - Paia	1.0	1.0	1.0	1.0	0.0	0.0%
Police Officer III - Pukalani	1.0	1.0	1.0	1.0	0.0	0.0%
Police Officer III - SRO	3.0	3.0	3.0	3.0	0.0	0.0%
Police Officer III - VOPS	1.0	1.0	1.0	1.0	0.0	0.0%
Police Officer III - Wailuku	1.0	1.0	1.0	1.0	0.0	0.0%
Police Officer III (OUI)	0.0	0.0	1.0	1.0	0.0	0.0%
Police Officer III (Solo Bike)	0.0	0.0	2.0	2.0	0.0	0.0%
Police Sergeant	34.0	34.0	34.0	34.0	0.0	0.0%
Police Sergeant - CPO	1.0	1.0	1.0	1.0	0.0	0.0%

Uniformed Patrol Services Program

Equivalent Personnel Summary by Position Title – General Fund (Cont'd)

POSITION TITLE	2019 ADOPTED	2020 ADOPTED	2021 ADOPTED	2022 PROPOSED	CHANGE AMOUNT	CHANGE PERCENT
Police Sergeant - CRU	2.0	2.0	2.0	2.0	0.0	0.0%
Police Sergeant - VOPS	1.0	1.0	1.0	1.0	0.0	0.0%
Public Safety Aide	12.0	12.0	14.0	15.0	1.0	7.1%
Public Safety Aide - Lahaina Patrol District	1.0	1.0	1.0	1.0	0.0	0.0%
School Crossing Guard - Waihee	0.2	0.2	0.2	0.2	0.0	0.0%
School Crossing Guard (31 @ $15 x 10 hrs/37 wks)	5.6	5.6	5.6	5.6	0.0	0.0%
School Crossing Guards - Puu Kukui School	0.4	0.4	0.4	0.4	0.0	0.0%
Solo Bike Traffic Enforcement	4.0	4.0	4.0	4.0	0.0	0.0%
Supervising Emergency Services Dispatcher	1.0	1.0	1.0	1.0	0.0	0.0%
Program Total	**298.7**	**298.7**	**303.7**	**305.7**	**2.0**	**0.7%**

Continuation Budget Changes (+/- $10,000) from FY 2021 Adopted Budget

EXPLANATION OF BUDGET CHANGES	CHANGE AMOUNT	CHANGE E/P
Salaries and Wages		
910083A-5101 Regular Wages: Increase pursuant to the Collective Bargaining Agreement; full year funding for FY21 expansion positions.	$37,556	0.0
910091A-5101 Regular Wages: Increase pursuant to the Collective Bargaining Agreement; full year funding for FY21 expansion positions.	$41,394	0.0
910133A-5101 Regular Wages: Increase pursuant to the Collective Bargaining Agreement; full year funding for FY21 expansion positions.	$253,112	0.0
910208A-5101 Regular Wages: Increase pursuant to the Collective Bargaining Agreement.	$19,836	0.0
910075A-5250 Salary Adjustments: Deletion of lump sum payments for BU contract.	-$20,425	0.0
910083A-5250 Salary Adjustments: Deletion of lump sum payments for BU contract.	-$41,550	0.0
910091A-5250 Salary Adjustments: Deletion of lump sum payments for BU contract.	-$20,600	0.0
910109A-5250 Salary Adjustments: Deletion of lump sum payments for BU contract.	-$84,100	0.0
910117A-5250 Salary Adjustments: Deletion of lump sum payments for BU contract.	-$193,575	0.0
910133A-5250 Salary Adjustments: Deletion of lump sum payments for BU contract.	-$32,025	0.0
910208A-5250 Salary Adjustments: Deletion of lump sum payments for BU contract.	-$101,125	0.0
Operations		
None.	$0	
Equipment		
MACHINERY AND EQUIPMENT:		
None.	$0	

Uniformed Patrol Services Program

Expansion Budget Request from FY 2021 Adopted Budget

EXPLANATION OF BUDGET CHANGES	CHANGE AMOUNT	CHANGE E/P
Salaries and Wages		
910083A-5101 Regular Wages: Proposed Public Safety Aide expansion position, 8 months salary.	$25,336	1.0
910208A-5101 Regular Wages: Proposed Police Evidence Custodian I expansion position, 8 months salary.	$27,400	1.0
Operations		
MATERIALS AND SUPPLIES:		
910083B-6035 Miscellaneous Supplies: Chop Saw, Floor Jack, Impact Wrench Kit.	$1,450	
910083B-6060 Small Equipment - under $1000: Red dot sights, rifle lights, handguards.	$5,400	
910109B-6035 Miscellaneous Supplies: Rubberized flooring for weight room.	$1,200	
910117B-6035 Miscellaneous Supplies: Duty belts, tactical vest, gas masks, replacement cartridges.	$10,000	
910117B-6060 Small Equipment - under $1000: Office Chairs (10) .	$2,500	
910133B-6035 Miscellaneous Supplies: Wire mesh utility trailer, air compressor, motor officer boots, safety cones, pop-up tents.	$5,600	
910208B-6035 Miscellaneous Supplies: Traffic Cones.	$6,100	
910208B-6060 Small Equipment - under $1000: Pressure Washer.	$900	
OTHER COSTS:		
910083B-6255 Uniform Allowance: For proposed Public Safety Aide expansion position.	$300	
Equipment		
MACHINERY AND EQUIPMENT:		
910083C-7043 Office Furniture: Replacement of a Desk with Hutch and Storage.	$2,300	
910083C-7044 Other Equipment: Replacement of four (4) Rifles; purchase one (1) new LRAD Portable Speaker System and one (1) 40mm Penn Arms Launcher.	$19,000	
910109C-7044 Other Equipment: Purchase two (2) new Monster Lite Fold Back Wall Mount Racks.	$2,500	
910208C-7044 Other Equipment: Replacement of two (2) ATVs and purchase one (1) new Polaris to replace an ATV.	$34,450	
TOTAL EXPANSION BUDGET	**$144,436**	**2.0**

Uniformed Patrol Services Program

Program Budget Summary by Fiscal Year – Grant Revenue Fund

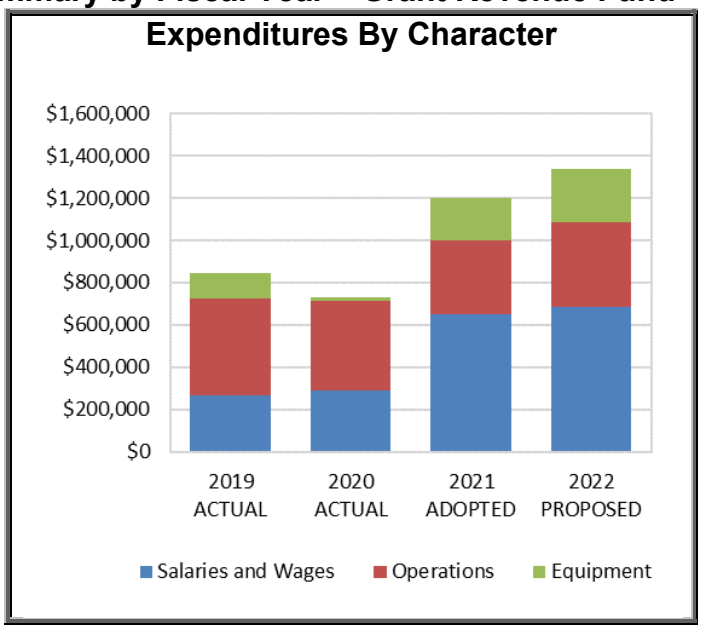

Expenditures Summary by Character & Object – Grant Revenue Fund

CHARACTER/ OBJECT DESCRIPTION	2019 ACTUAL	2020 ACTUAL	2021 ADOPTED	2022 PROPOSED	CHANGE AMOUNT	CHANGE PERCENT
Salaries and Wages						
OTHER PREMIUM PAY	$265,611	$292,207	$650,000	$685,000	$35,000	5.4%
Salaries and Wages Total	**$265,611**	**$292,207**	**$650,000**	**$685,000**	**$35,000**	**5.4%**
Operations						
MATERIALS & SUPPLIES	$6,639	$504	$75,000	$75,000	$0	N/A
OTHER COSTS	$25,724	$11,068	$10,000	$10,000	$0	N/A
SERVICES	$156,739	$212,650	$80,000	$130,000	$50,000	62.5%
TRAVEL	$75,719	$34,924	$185,000	$185,000	$0	N/A
INTERFUND COST RECLASSIFICATION	$195,640	$161,592	$0	$0	$0	N/A
Operations Total	**$460,460**	**$420,737**	**$350,000**	**$400,000**	**$50,000**	**14.3%**
Equipment						
MACHINERY & EQUIPMENT	$117,932	$20,638	$200,000	$250,000	$50,000	25.0%
Equipment Total	**$117,932**	**$20,638**	**$200,000**	**$250,000**	**$50,000**	**25.0%**
Program Total	**$844,003**	**$733,582**	**$1,200,000**	**$1,335,000**	**$135,000**	**11.3%**

Equivalent Personnel Summary by Position Title – Grant Revenue Fund

The Uniformed Patrol Services Program does not have equivalent personnel funded through the Grant Revenue Fund.

Uniformed Patrol Services Program

Summary by Grant Award

Grant Award Name	New grant	Required County match? Yes/No and Match $ or %	FY 2019 Adopted	FY 2020 Adopted	FY 2021 Adopted	FY 2022 Proposed
Department of Transportation Highway Safety	No	No	$1,008,000	$1,200,000	$1,200,000	$1,335,000
Edward Byrne Memorial Justice Assistance Grant	No	No	$1,000	$1,000	$0	$0
Total			**$1,009,000**	**$1,201,000**	**$1,200,000**	**$1,335,000**

Grant Award Description

Department of Transportation Highway Safety

Child Restraint Program - The State Department of Transportation (DOT) provides funding to reduce motor vehicle - related crash injuries and/or fatalities in the areas of speed, occupant protection, and pedestrian and bicycle safety by conducting safe community activities. These include speed demonstrations, child safety seat inspections, ensuring proper use of child restraints and booster seats, pedestrian and bicycle safety workshops, and the development of additional safe community groups on Maui.

Distracted Driving Enforcement Grant - The goal of the grant is to reduce the number of drivers using electronic mobile devices while operating a motor vehicle, through education and enforcement.

Roadblock Enforcement/Youth Deterrence - The State DOT provides funding to: conduct Driving Under the Influence (DUI) checkpoints, which can reduce motor vehicle collision injuries and fatalities caused by alcohol and/or drug impaired drivers; and increase enforcement of the liquor laws pertaining to possession, consumption, and purchasing of alcohol by underage individuals.

Seat Belt Program/Occupant Protection Program - The State DOT provides funding to help reduce fatalities and injuries to all occupants of motor vehicle collisions by increasing seatbelt and child restraint usage through education.

Speed Enforcement Program - The State DOT provides funding to reduce speeding-related motor vehicle collision injuries and/or fatalities through speed enforcement programs, including selective enforcement and working with community groups in speed awareness programs.

Traffic Data Records Program - The State DOT provides funding to develop and maintain data as well as increase the accuracy of motor vehicle crash reports on a timely basis by acquiring personal computers, peripherals, and training to perform such tasks.

Traffic Services/Traffic Reconstruction Program - The State DOT provides funding to improve the efficiency of traffic investigations for fatal or near-fatal motor vehicle crashes.

Grant Award Description (Cont'd)

Department of Transportation Highway Safety (Cont'd)

Other - Any other grant provided by the DOT Highway Safety Division that is unknown at this time.

Program Budget Summary by Fiscal Year – Alarm System Revolving Fund

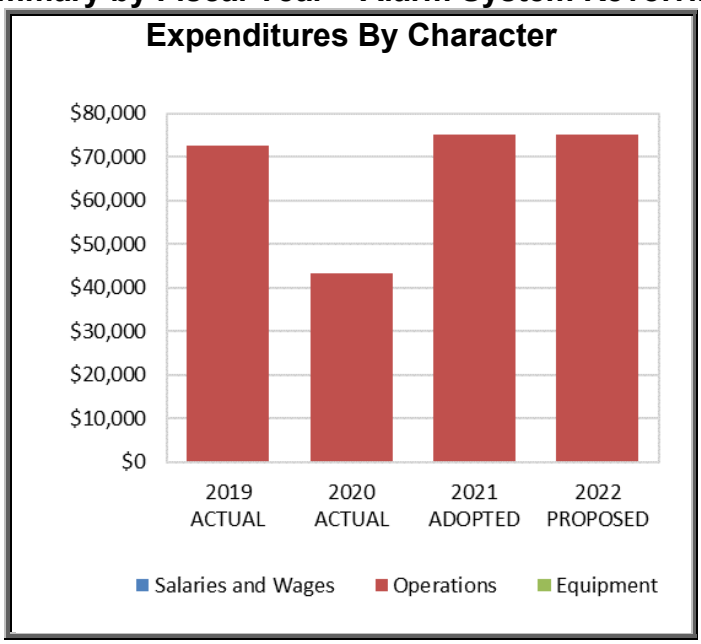

Expenditures Summary by Character & Object – Alarm System Revolving Fund

CHARACTER/ OBJECT DESCRIPTION	2019 ACTUAL	2020 ACTUAL	2021 ADOPTED	2022 PROPOSED	CHANGE AMOUNT	CHANGE PERCENT
Salaries and Wages						
OTHER PREMIUM PAY	$0	$0	$0	$0	$0	N/A
WAGES & SALARIES	$0	$0	$0	$0	$0	N/A
Salaries and Wages Total	**$0**	**$0**	**$0**	**$0**	**$0**	**N/A**
Operations						
MATERIALS & SUPPLIES	$0	$0	$0	$0	$0	N/A
OTHER COSTS	$1,630	$1,710	$0	$0	$0	N/A
SERVICES	$71,086	$41,435	$75,000	$75,000	$0	N/A
TRAVEL	$0	$0	$0	$0	$0	N/A
UTILITIES	$0	$0	$0	$0	$0	N/A
Operations Total	**$72,716**	**$43,146**	**$75,000**	**$75,000**	**$0**	**N/A**
Equipment						
MACHINERY & EQUIPMENT	$0	$0	$0	$0	$0	N/A
Equipment Total	**$0**	**$0**	**$0**	**$0**	**$0**	**N/A**
Program Total	**$72,716**	**$43,146**	**$75,000**	**$75,000**	**$0**	**N/A**

Equivalent Personnel Summary by Position Title – Revolving Fund

The Uniformed Patrol Services Program does not have equivalent personnel funded through the Alarm System Revolving Fund.

Technical and Support Services Program

Program Description

The Technical and Support Services Program plans, directs, and coordinates clerical, technical, and logistical support for other law enforcement units. Components include the Technical Services Section (Records, Motorpool, Radio Shop, and Building Maintenance); Communications Section; Community Relations Section; and the Plans, Training, and Research and Development Section.

Countywide Outcome(s)

The Technical and Support Services Program supports the following countywide outcome(s):

- An Affordable, Healthy, and Thriving Community
- A Well-planned Public Infrastructure
- A Prepared, Safe, and Livable County

Population Served

The Technical and Support Services Program serves all Department personnel and the public.

Services Provided

Technical and Support Services is responsible for providing clerical, logistical, and technical support for the entire Department. The Technical Services Section maintains records of all legal instruments and reported incidents requiring police services; administers the permitting and registration of firearms; manages evidence; manages the maintenance and repair of all Department vehicles; maintains the public safety communications infrastructure; manages capital improvement projects and facility maintenance; and maintains the public safety two-way radio communications for Police, Fire, Ocean Safety, Public Works, and other county agencies who depend on reliable communications day-to-day and during crisis events.

The Communications Section is comprised of Dispatch and the Receiving Desk. Dispatch receives all calls for assistance for police, fire, and ambulance, and dispatches the appropriate personnel to assist while providing radio communications to field units. The Receiving Desk is the central booking and holding facility for all arrests.

The Community Relations Section develops and maintains rapport with the community by designing programs to provide students and people of the community with meaningful experiences related to functions of the law, and identifying and defining problems between police and the community. The Commander of the Community Relations Section also acts as the Public Information Officer for the Department.

The Plans, Training, and Development Section (PTD) provides recruit training, annual recall training, and other specialized training for Department personnel. The PTD is also responsible for new equipment and techniques, reviewing and evaluating training needs of the Department, as well as the development of immediate and long-range training programs.

The Records Section is the designated repository for all criminal and civil reports and investigations. This section is also responsible for firearms acquisition and registration, covered offender registration logging and maintaining criminal warrants, and retaining and storage of evidence. It services the public and other agencies with providing police reports and all motor vehicle accident reports.

Technical and Support Services Program

Services Provided (Cont'd)

The Technical Services Unit was established in FY 2014 with three Police Officers to support the use of the computerized Jail Management System and the Records Management System. This unit is responsible for training personnel on the use of computer systems, coordinating user interfaces with the Hawaii Criminal Justice System, and coordinating equipment replacements with the County of Maui's Information Technology Section.

The Motor-Pool Section is responsible for the continuous operations of the Department's fleet of vehicles. The unit develops specifications for vehicle purchases and services, and maintains all vehicles.

Key Activity Goals & Measures

GOALS/OBJECTIVES	SUCCESS MEASUREMENTS	FY 2020 ACTUAL	FY 2021 ESTIMATE	FY 2022 ESTIMATE
Goal #1: Enhance personnel development.				
1. To maintain a versatile and disciplined police department necessary to meet the rising demands of law enforcement through effective leadership, planning, education, training and compliance to accreditation standards	# of specialized training sessions attended by department personnel annually where the employee rated the training to be satisfactory or above	416	25	25
2. Promote diversity through effective recruitment to match the workforce population	A minimum of two directed recruitment drives are conducted annually	16	2	2
3. Measure community satisfaction for police programs and determine the level of unreported and under-reported crime bi-annually. The bi-annual survey will assist the Department in determining how much confidence citizens have in asking the police for help	A Citizen's Survey is conducted every two years to measure community satisfaction with police services and programs	1	1	1
Goal #2: Promote emergency preparedness.				
1. Provide first responders with specialized clothing and equipment for protection against health and safety hazards	% of body armor replaced annually (sworn officers)	15%	20%	20%

Technical and Support Services Program

Key Activity Goals & Measures (Cont'd)

GOALS/OBJECTIVES	SUCCESS MEASUREMENTS	FY 2020 ACTUAL	FY 2021 ESTIMATE	FY 2022 ESTIMATE
Goal #2: Promote emergency preparedness. (Cont'd)				
2. Conduct vulnerability assessments and participate in training and exercises	An average of one Emergency Preparedness exercise (EPIC) conducted each month[1]	31	24	24
3. Prepare and maintain the MPD's capabilities to address homeland security and man-made/natural disasters through interoperable communications	% of mobile and portable radios maintained annually	87%	90%	90%
Goal #3: Foster outside agency and community partnerships.				
1. Invest in youth development strategies for our schools and our children	# of Drug Abuse Resistance Education (DARE) classes conducted	111	230	230
2. Support community programs and activities by promoting community involvement and providing instruction in crime prevention and safe neighborhoods	# of new Neighborhood Crime Watch programs established	4	5	5
	# of community outreach activities and programs participated in annually	89	12	12

[1]The EPIC Awareness Program offers community organizations and institutions the opportunity for the Maui Police Department to come to their location and conduct an active shooter scenario. The purpose of the exercise is to provoke thought for community organizations and institutions to implement policies and procedures for an active shooter or terrorist type incident. Through the EPIC Awareness Program, a bridge of awareness and preparedness is created between the Maui Police Department and our Community Partners. That bridge is the bridge to a stronger community.

Technical and Support Services Program

Program Budget Summary by Fiscal Year – General Fund

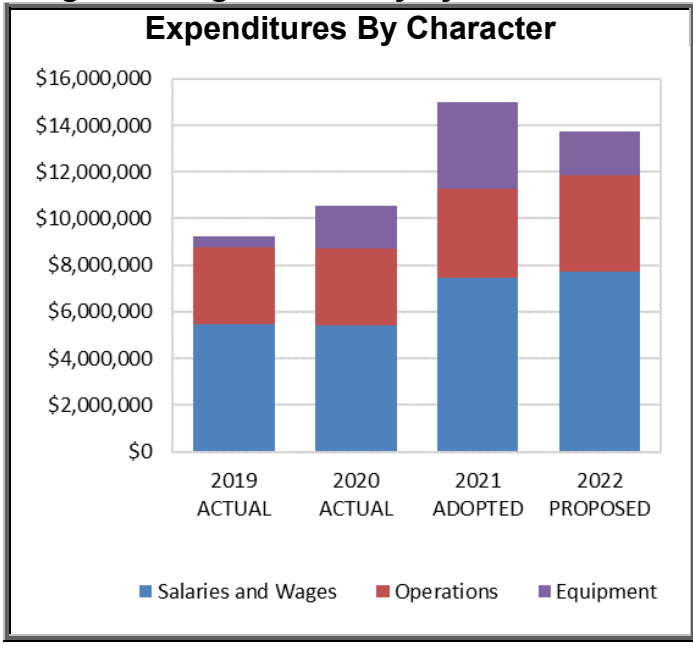

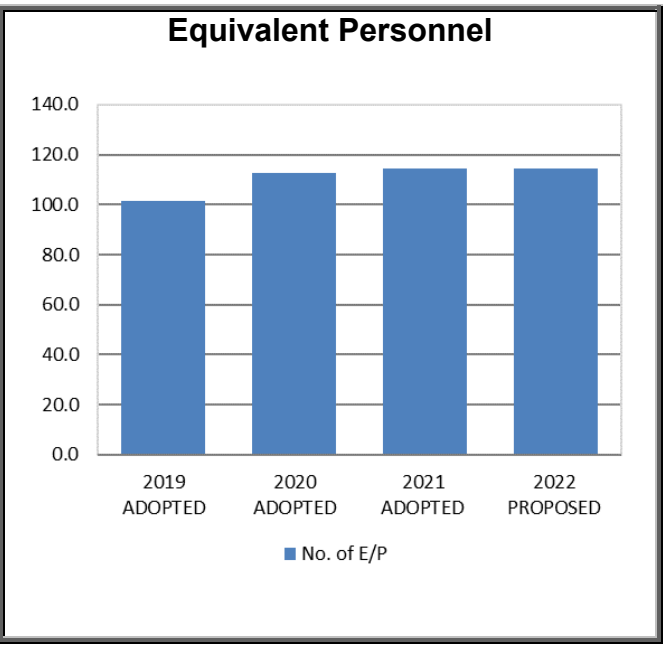

Expenditures Summary by Character & Object – General Fund

CHARACTER/ OBJECT DESCRIPTION	2019 ACTUAL	2020 ACTUAL	2021 ADOPTED	2022 PROPOSED	CHANGE AMOUNT	CHANGE PERCENT
Salaries and Wages						
OTHER PREMIUM PAY	$1,035,528	$1,012,867	$489,625	$424,350	-$65,275	-13.3%
WAGES & SALARIES	$4,438,561	$4,413,005	$6,954,844	$7,272,815	$317,971	4.6%
Salaries and Wages Total	**$5,474,089**	**$5,425,872**	**$7,444,469**	**$7,697,165**	**$252,696**	**3.4%**
Operations						
MATERIALS & SUPPLIES	$678,736	$643,375	$766,282	$792,032	$25,750	3.4%
OTHER COSTS	$165,934	$165,785	$169,942	$190,075	$20,133	11.8%
SERVICES	$2,306,105	$2,316,759	$2,777,631	$3,019,631	$242,000	8.7%
TRAVEL	-$521	$150	$0	$0	$0	N/A
UTILITIES	$124,894	$149,736	$133,393	$133,393	$0	N/A
Operations Total	**$3,275,148**	**$3,275,806**	**$3,847,248**	**$4,135,131**	**$287,883**	**7.5%**
Equipment						
MACHINERY & EQUIPMENT	$476,967	$1,834,402	$3,705,200	$1,915,028	-$1,790,172	-48.3%
Equipment Total	**$476,967**	**$1,834,402**	**$3,705,200**	**$1,915,028**	**-$1,790,172**	**-48.3%**
Program Total	**$9,226,204**	**$10,536,079**	**$14,996,917**	**$13,747,324**	**-$1,249,593**	**-8.3%**

Equivalent Personnel Summary by Position Title – General Fund

POSITION TITLE	2019 ADOPTED	2020 ADOPTED	2021 ADOPTED	2022 PROPOSED	CHANGE AMOUNT	CHANGE PERCENT
Auto Service Utility Worker	2.0	2.0	2.0	2.0	0.0	0.0%
Automotive Repairer I		1.0	1.0	1.0	0.0	0.0%
Building Maintenance Repairer I	1.0	1.0	1.0	1.0	0.0	0.0%
Communications Coordinator	1.0	1.0	1.0	1.0	0.0	0.0%
Emergency Services Dispatch Coordinator	1.0	1.0	1.0	1.0	0.0	0.0%
Emergency Services Dispatcher II	35.0	35.0	35.0	35.0	0.0	0.0%

Technical and Support Services Program

Equivalent Personnel Summary by Position Title – General Fund (Cont'd)

POSITION TITLE	2019 ADOPTED	2020 ADOPTED	2021 ADOPTED	2022 PROPOSED	CHANGE AMOUNT	CHANGE PERCENT
Firearms Registration Clerk	1.0	1.0	1.0	1.0	0.0	0.0%
Information Systems Analyst III	1.0	1.0	1.0	1.0	0.0	0.0%
Motorpool Attendant ($12x19/wkx52)	1.0	1.0	1.0	1.0	0.0	0.0%
Motorpool Coordinator	1.0	1.0	1.0	1.0	0.0	0.0%
Office Operations Assistant I	1.0	1.0	1.0	1.0	0.0	0.0%
Office Operations Assistant II	4.0	5.0	5.0	5.0	0.0	0.0%
Police Cadets P/T (19 hrs/wk)	0.0	8.0	8.0	8.0	0.0	0.0%
Police Captain	1.0	1.0	1.0	1.0	0.0	0.0%
Police Evidence Custodian	2.0	2.0	2.0	2.0	0.0	0.0%
Police Evidence Custodian I	1.0	1.0	1.0	1.0	0.0	0.0%
Police Evidence Custodian II	1.0	1.0	1.0	1.0	0.0	0.0%
Police Lieutenant	3.0	3.0	3.0	3.0	0.0	0.0%
Police Officer (COPS Grant)	0.0	1.0	1.4	1.6	0.2	14.3%
Police Officer I	7.0	7.0	7.0	7.0	0.0	0.0%
Police Officer III	5.0	5.0	5.0	5.0	0.0	0.0%
Police Officer III - DARE	4.0	4.0	4.0	4.0	0.0	0.0%
Police Report Reviewer II	4.0	4.0	4.0	4.0	0.0	0.0%
Police Sergeant	9.0	9.0	10.0	10.0	0.0	0.0%
Police Sergeant (COPS Grant)	0.0	0.3	0.4	0.4	0.1	14.3%
Police Warrants Clerk	3.0	3.0	3.0	3.0	0.0	0.0%
Radio Technician I	2.0	2.0	2.0	2.0	0.0	0.0%
Radio Technician II	1.0	1.0	1.0	1.0	0.0	0.0%
Records Supervisor	1.0	1.0	1.0	1.0	0.0	0.0%
Senior Police Warrants Clerk	1.0	1.0	1.0	1.0	0.0	0.0%
Service Station Attendant - 19 Hours	0.5	0.5	0.5	0.5	0.0	0.0%
Statistics Clerk	2.0	2.0	2.0	2.0	0.0	0.0%
Supervising Emergency Dispatcher	2.0	2.0	2.0	2.0	0.0	0.0%
Supervising Emergency Services Dispatcher	3.0	3.0	3.0	3.0	0.0	0.0%
Program Total	**101.5**	**112.8**	**114.3**	**114.5**	**0.3**	**0.2%**

Continuation Budget Changes (+/- $10,000) from FY 2021 Adopted Budget

EXPLANATION OF BUDGET CHANGES	CHANGE AMOUNT	CHANGE E/P
Salaries and Wages		
910158A-5101 Regular Wages: Increase pursuant to the Collective Bargaining Agreement.	$46,404	0.0
910166A-5101 Regular Wages: Increase pursuant to the Collective Bargaining Agreement; increase in General Fund % coverage of COPS Grant positions.	$43,546	0.0
910182A-5101 Regular Wages: Increase pursuant to the Collective Bargaining Agreement.	$14,748	0.0
910190A-5101 Regular Wages: Increase pursuant to the Collective Bargaining Agreement; full year funding for FY21 expansion positions.	$17,489	0.0
910430A-5101 Regular Wages: Increase pursuant to the Collective Bargaining Agreement; full year funding for FY21 expansion positions.	$192,244	0.0
910174A-5250 Salary Adjustments: Deletion of lump sum payments for BU contract.	-$23,425	0.0
910430A-5250 Salary Adjustments: Deletion of lump sum payments for BU contract.	-$24,425	0.0

Technical and Support Services Program

Continuation Budget Changes (+/- $10,000) from FY 2021 Adopted Budget (Cont'd)

EXPLANATION OF BUDGET CHANGES	CHANGE AMOUNT	CHANGE E/P
Operations		
MATERIALS & SUPPLIES:		
910166B-6035 Miscellaneous Supplies: Deletion of one-time appropriation for Taser X2 cartridges; 9mm spare parts; and supplies for expansion position.	-$52,900	
Operations (Cont'd)		
SERVICES:		
910182B-6135 Repairs & Maintenance Buildings: Transfer to subobject 6138.	-$150,000	
910182B-6138 R & M - Services/Contracts: Reflecting actual expense level.	$150,000	
910430B-6132 Professional Services: Deletion of one-time appropriation for additional cell security cameras.	-$10,000	
910491B-6132 Professional Services: Deletion of one-time appropriation for the installation of flash water heater for locker rooms.	-$20,000	
910491B-6135 Repairs & Maint. Buildings: Deletion of one-time appropriation to repair leaking A/C coils.	-$30,000	
Equipment		
MACHINERY AND EQUIPMENT:		
910166C-7044 Other Equipment: Deletion of one-time FY 2021 appropriation.	-$75,000	
910166C-7060 Weapons, Shotguns, etc.: Deletion of one-time FY 2021 appropriation.	-$90,000	
910182C-7044 Other Equipment: Deletion of one-time FY 2021 appropriation.	-$96,000	
910190C-7040 Motor Vehicles: Deletion of one-time FY 2021 appropriation.	-$3,190,000	
910430C-7044 Other Equipment: Deletion of one-time FY 2021 appropriation.	-$254,200	

Expansion Budget Request from FY 2021 Adopted

EXPLANATION OF BUDGET CHANGES	CHANGE AMOUNT	CHANGE E/P
Salaries and Wages		
None.	$0	0.0
Operations		
MATERIALS & SUPPLIES:		
910158B-6035 Miscellaneous Supplies: Dummy rounds, protective face shield, heat resistant gloves, goggles, steel-toe safety boots, handgun clearing system, rifle clearing system, chemical storage cabinet, industrial flammable cabinet, gun storage boxes.	$5,700	
910158B-6060 Small Equipment - under $1000: Office chairs (18).	$4,500	
910166B-6035 Miscellaneous Supplies: Addition of (70) body armor.	$60,000	
910430B-6060 Small Equipment - under $1000: Six (6) LCD TVs, Dispatch Center.	$5,700	
SERVICES:		
910158B-6138 R & M - Services/Contracts: Re-carpeting of the records section office (20+ years).	$17,000	
910174B-6132 Professional Services: Video production for recruitment, crime prevention.	$5,000	
910190B-6143 Repairs & Maintenance-Vehicles: Increase in repair and maintenance costs.	$100,000	
910491B-6132 Professional Services: Wailuku Station assessment ($50,000); Lahaina Station Environmental Impact Study ($50,000); increase in disinfecting, sanitizing services due to COVID-19 ($80,000).	$180,000	
OTHER COSTS:		
910166B-6230 Registration/Traiing Fees: PoliceOne Academy web based training.	$24,000	

Technical and Support Services Program

Expansion Budget Request from FY 2021 Adopted (Cont'd)

EXPLANATION OF BUDGET CHANGES	CHANGE AMOUNT	CHANGE E/P
Equipment		
MACHINERY AND EQUIPMENT:		
910166C-7044 Other Equipment: Replacement of six (6) Automated Electronic Defibrillators (AED's) and 75 Tasers.	$110,004	
910182C-7044 Other Equipment: Replacement of 36 Portable Radios.	$300,024	
910190C-7040 Motor Vehicles: Replace two Harley Davidson Motorcycles @ $36,000 each; 11 marked Patrol Vehicles @ $67,000 each; 18 unmarked Vehicles @ various replacement costs.	$1,505,000	
TOTAL EXPANSION BUDGET	**$2,316,928**	**0.0**

Program Budget Summary by Fiscal Year – Grant Revenue Fund

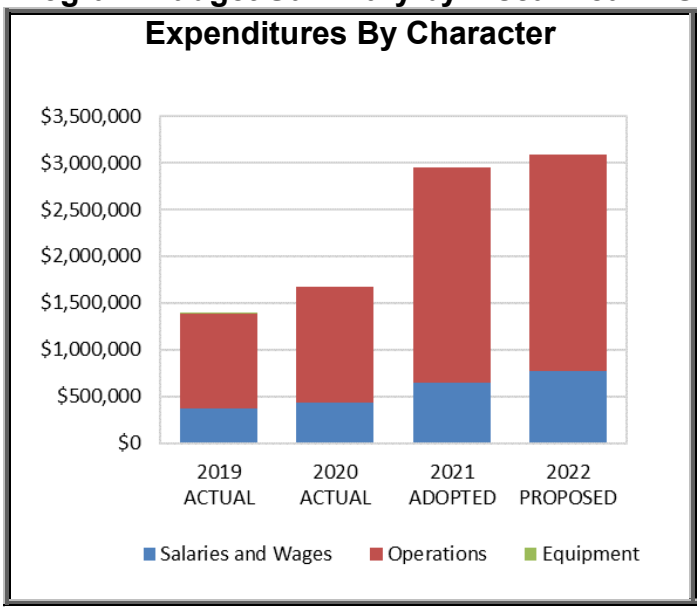

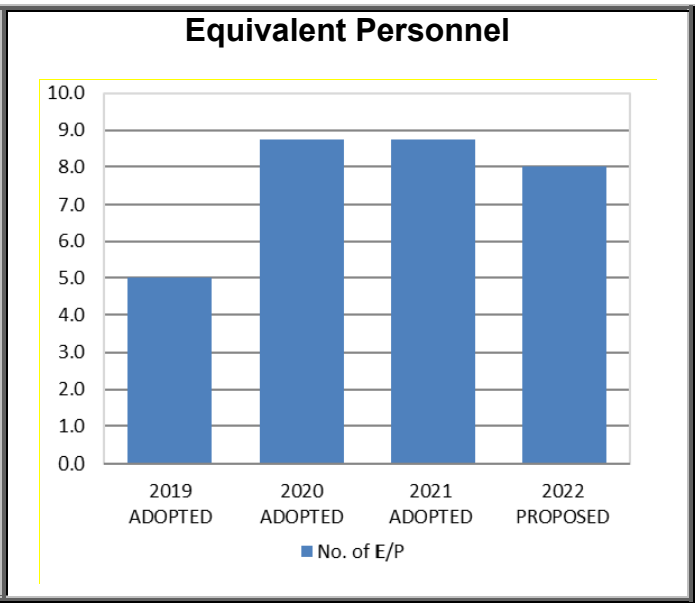

Expenditures Summary by Character & Object – Grant Revenue Fund

CHARACTER/ OBJECT DESCRIPTION	2019 ACTUAL	2020 ACTUAL	2021 ADOPTED	2022 PROPOSED	CHANGE AMOUNT	CHANGE PERCENT
Salaries and Wages						
OTHER PREMIUM PAY	$135,367	$161,425	$170,448	$170,448	$0	N/A
WAGES & SALARIES	$236,648	$276,385	$474,594	$598,064	$123,470	26.0%
Salaries and Wages Total	**$372,015**	**$437,810**	**$645,042**	**$768,512**	**$123,470**	**19.1%**
Operations						
MATERIALS & SUPPLIES	$0	$0	$107,000	$107,000	$0	N/A
OTHER COSTS	$23,239	$15,484	$188,958	$88,270	-$100,688	-53.3%
SERVICES	$413,597	$588,665	$1,310,000	$1,330,000	$20,000	1.5%
SPECIAL PROJECTS	$0	$0	$15,000	$15,000	$0	N/A
TRAVEL	$50,024	$19,385	$48,000	$48,000	$0	N/A
UTILITIES	$524,549	$617,767	$642,000	$733,000	$91,000	14.2%
Operations Total	**$1,011,410**	**$1,241,301**	**$2,310,958**	**$2,321,270**	**$10,312**	**0.4%**
Equipment						
MACHINERY & EQUIPMENT	$8,930	$0	$0	$0	$0	N/A
Equipment Total	**$8,930**	**$0**	**$0**	**$0**	**$0**	**N/A**
Program Total	**$1,392,355**	**$1,679,111**	**$2,956,000**	**$3,089,782**	**$133,782**	**4.5%**

Technical and Support Services Program

Equivalent Personnel Summary by Position Title – Grant Revenue Fund

POSITION TITLE	2019 ADOPTED	2020 ADOPTED	2021 ADOPTED	2022 PROPOSED	CHANGE AMOUNT	CHANGE PERCENT
Emergency Services Dispatcher II	4.0	4.0	4.0	4.0	0.0	0.0%
Police Officer	0.0	3.0	3.0	2.4	-0.6	-20.0%
Police Sergeant	0.0	0.8	0.8	0.6	-0.2	-20.0%
Supervising Emergency Services Dispatcher	1.0	1.0	1.0	1.0	0.0	0.0%
Program Total	**5.0**	**8.8**	**8.8**	**8.0**	**-0.8**	**-8.6%**

Summary by Grant Award

Grant Award Name	New grant	Required County match? Yes/No and Match $ or %	FY 2019 Adopted	FY 2020 Adopted	FY 2021 Adopted	FY 2022 Proposed
Community Oriented Policing Grants	No	No	$0	$200,970	$350,000	$350,000
Department of Health	No	No	$400,262	$468,376	$484,000	$506,782
Bulletproof Vest Partnership (BVP) Program	No	No	$15,000	$15,000	$15,000	$15,000
Edward Byrne Memorial Justice Assistance Grant (ARRA)	No	No	$109,000	$107,000	$107,000	$107,000
Edward Byrne Memorial Justice Assistance Grant	No	No	$1,000	$1,000	$0	$0
State E911 Wireless Commission	No	No	$2,000,000	$2,084,376	$2,000,000	$2,111,000
State Farm Neighborhood Assist Grant	No	No	$1,000	$1,000	$0	$0
TOTAL			**$2,526,262**	**$2,877,722**	**$2,956,000**	**$3,089,782**

Grant Award Description

Community Oriented Policing Services (COPS) Program

The COPS program was developed by the U.S. Department of Justice to facilitate the hiring of new police officers devoted to community policing. It provides grant funding for the total salary and benefits for each community police officer over a period of three years. The County must then keep the position funded for an additional 12 months after the end of the grant.

Department of Health

911 Emergency Medical Service Dispatch Program: The State Department of Health provides funding for five full-time police radio dispatcher positions and a centralized 911 emergency receiving and dispatch communications center. They also support requests requiring emergency medical ambulance service.

Grant Award Description (Cont'd)

Bulletproof Vest Partnership (BVP) Program

The Bureau of Justice Assistance Bulletproof Vest Partnership program provides funding for the purchase of armored vests in compliance with the National Institute of Justice requirements.

Edward Byrne Memorial Justice Assistance Grant

The Department of Justice allocated monies for the County of Maui. This grant is shared between the Police Department and the Prosecutor's Office.

Edward Byrne Memorial Justice Assistance Grant - Competitive

Grants provided by the State Attorney General's Office that is unknown at this time.

State E911 Wireless Commission

The MPD will be receiving an annual amount from a surcharge collected by the State's E911 Wireless Commission from wireless phone users as described in Act 159. The monies are earmarked to cover deployment and operating costs. In addition, they are funding a 6-year contract between the MPD and Pictometry International Corporation to provide a Pictometry Photographic System.

State Farm Neighborhood Assist Grant

The fields of interest for this grant are safety, community development, and education. The purpose of this program would be to boost participation in Neighborhood Crime Watch programs on Maui.

This page has been intentionally left blank.

Prosecuting Attorney

Mayor's Proposed Budget
FY 2022

This page has been intentionally left blank.

Department Summary

Mission

The Department of the Prosecuting Attorney's mission is to seek justice. Through competent leadership and integrity, the Prosecuting Attorney ensures that the pursuit of justice is done in a fair, effective, and efficient manner through a victim-centered approach in prosecution.

Countywide Outcome(s)

The Department of the Prosecuting Attorney supports the following countywide outcome(s):

- An Affordable, Healthy, and Thriving Community
- A Strong and Diversified Economy
- An Environmentally Responsible and Sustainable Community
- A Prepared, Safe, and Livable County

Organization Chart

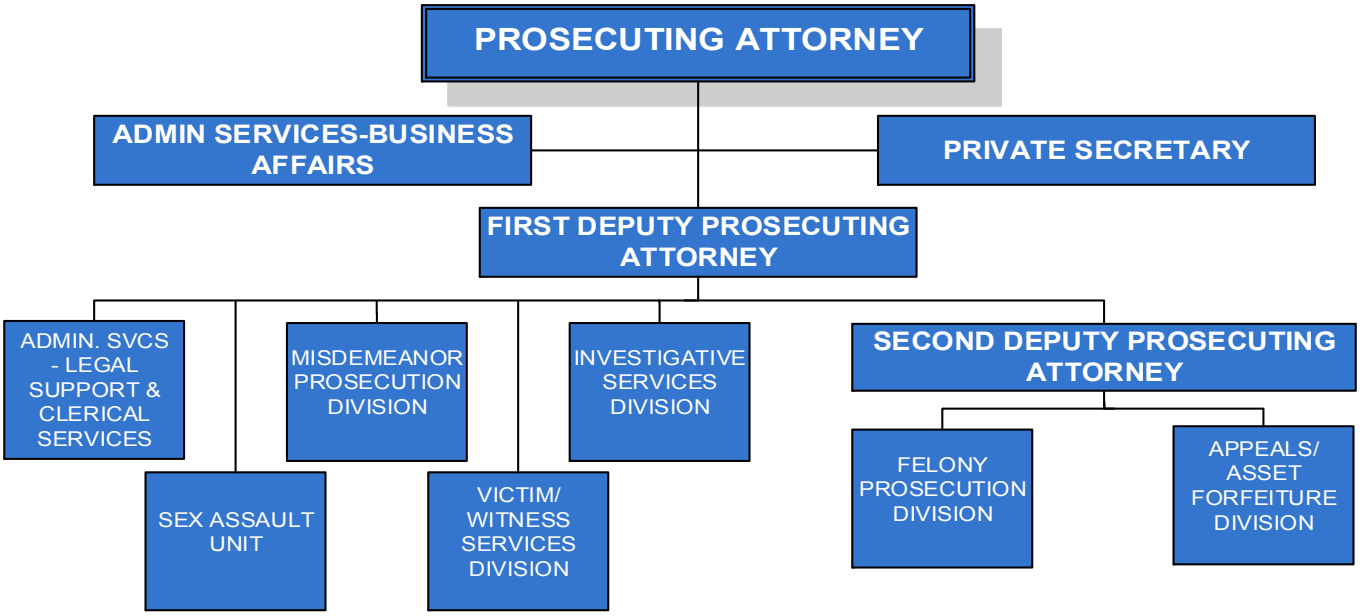

Strategies

- Seek justice by prosecuting all cases through a victim-centered approach.
- Increase crime prevention and community collaboration through dedicated community engagement and community prosecution method. This multi-disciplinary team approach through public awareness of the criminal justice system, victimization, and prevention, helps to empower our communities and decrease fear of the system.
- Implement evidenced based models to better serve the County of Maui to better steward resources, honor community, and reduce and prevent crime through innovative programs and services.
- Recommend appropriate trainings to improve staff skills and knowledge for high performance outcomes.
- Seek and apply for state and federal grants to supplement Department's need for additional staff to assist in various units of the Department, and to purchase needed technological equipment to improve presentations in court as well as the filing of legal documents.

Department Summary

Operations

- All prosecutors in the different units of the Department adhere to prosecuting cases through a victim-centered approach, with vertical prosecution in certain cases for consistency through all phases of the judicial process and for positive prosecution outcomes. This model ensures the safety of the victims, witnesses, and the community.
- Prosecutors and clerical support prepare and submit accurate and appropriate documents that meet court deadlines. Prosecutors must also be fully prepared to appear in court upon their scheduled court appearance.
- To reduce crime rates and build awareness of crime activities, select administrative staff and prosecutors from each unit provide community crime prevention trainings and participate in crime prevention panels and boards.
- Employees in the Department are responsible for attending trainings recommended by the administration, in order to improve their skills and knowledge.
- Implementation of projects is dependent upon grant awards; administration must comply with timelines for the submittal of progress reports to the grantor to continue receiving grant funds.

External Factors

The COVID-19 pandemic has not only drastically affected the physical, economic, and social well being of our county and state, but also our Department's ability to provide justice to our citizens in a victim-centered way. Based on the latest Hawaii Supreme Court mandate requiring the release of all prisoners who are not being held for crimes of violence or present a safety risk, we have been working diligently to minimize the danger that these released prisoners may have in the community. Because of this mandate, the Department has been unable to screen and charge hundreds of routine cases involving property and drug crimes. The pandemic has required distancing requirements, travel restrictions, and has suspended jury trials. This has created an enormous backlog of jury trials within the courts and has left many of our victims and families without the opportunity for justice and to be heard in court.

Support staff, investigators, counselors, and attorneys will be required to work longer hours to catch up with the backlogged screening cases and to prepare and present the dozens of backlogged jury trials.

The pandemic has severely impacted the economy and there is the uncertainty of state and federal grant funding. Agencies have imposed restrictions on grant awards. Grant revenue provides funding for personnel that are essential to assisting units in the Department. Additional grant funds awarded are used to provide training as well as purchase equipment and software to enhance prosecution efforts.

Department Summary

Department Budget Summary by Fund

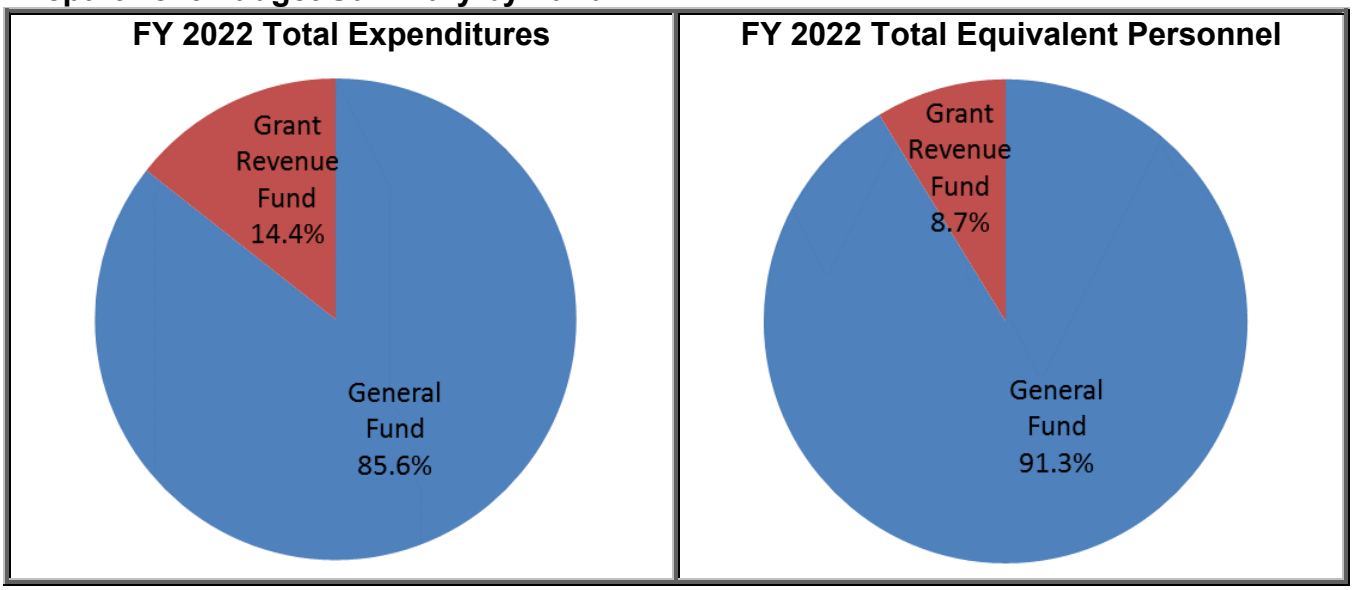

Department Budget Summary by Fiscal Year

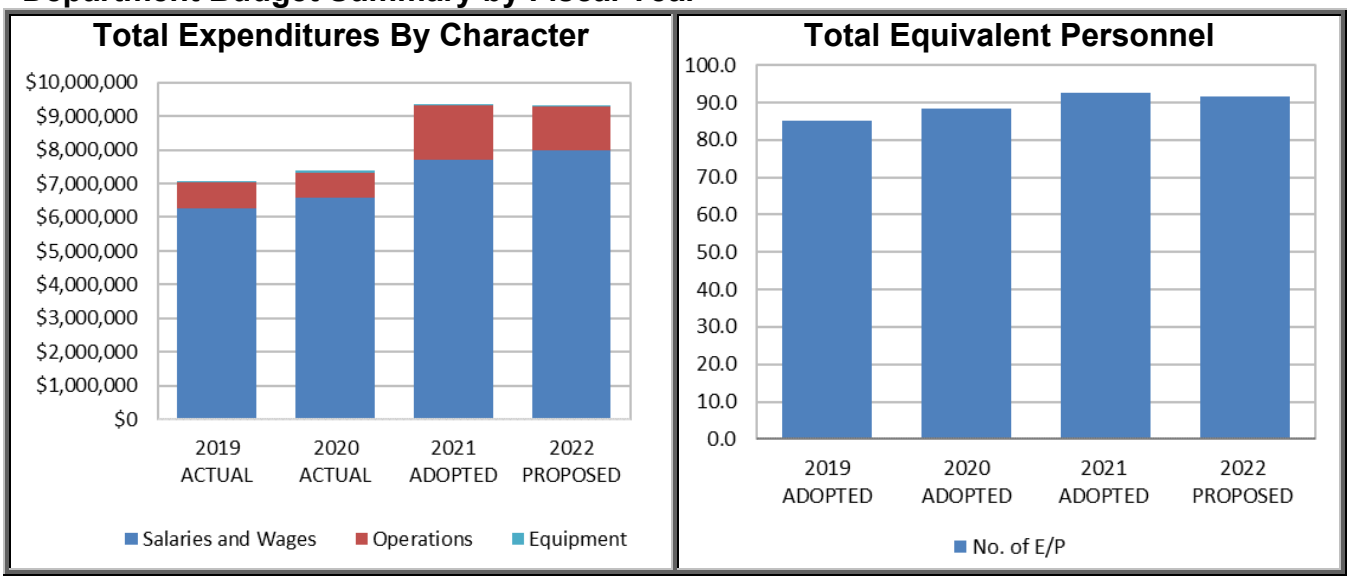

Department Summary

Expenditures Summary by Character & Object

CHARACTER/ OBJECT DESCRIPTION	2019 ACTUAL	2020 ACTUAL	2021 ADOPTED	2022 PROPOSED	CHANGE AMOUNT	CHANGE PERCENT
Salaries and Wages						
WAGES & SALARIES	$6,120,535	$6,521,221	$7,640,259	$7,944,337	$304,078	4.0%
OTHER PREMIUM PAY	$151,277	$69,151	$65,966	$45,900	-$20,066	-30.4%
Salaries and Wages Total	**$6,271,812**	**$6,590,372**	**$7,706,225**	**$7,990,237**	**$284,012**	**3.7%**
Operations						
MATERIALS & SUPPLIES	$31,014	$57,941	$82,250	$82,550	$300	0.4%
SERVICES	$133,348	$146,973	$514,511	$329,335	-$185,176	-36.0%
UTILITIES	$49,441	$44,797	$55,859	$55,039	-$820	-1.5%
TRAVEL	$159,551	$151,688	$330,280	$196,190	-$134,090	-40.6%
OTHER COSTS	$243,580	$154,133	$321,123	$346,890	$25,767	8.0%
INTERFUND COST RECLASSIFICATION	$149,183	$167,103	$298,651	$293,821	-$4,830	-1.6%
Operations Total	**$766,118**	**$722,635**	**$1,602,674**	**$1,303,825**	**-$298,849**	**-18.6%**
Equipment						
MACHINERY & EQUIPMENT	$6,094	$47,802	$0	$0	$0	N/A
LEASE PURCHASES	$12,104	$9,058	$14,500	$14,500	$0	N/A
Equipment Total	**$18,197**	**$56,860**	**$14,500**	**$14,500**	**$0**	**N/A**
Department Total	**$7,056,127**	**$7,369,867**	**$9,323,399**	**$9,308,562**	**-$14,837**	**-0.2%**

Equivalent Personnel Summary by Program

PROGRAM	2019 ADOPTED	2020 ADOPTED	2021 ADOPTED	2022 PROPOSED	CHANGE AMOUNT	CHANGE PERCENT
Administration Program	7.0	8.5	0.0	0.0	0.0	0%
General Prosecution Program	78.0	80.0	92.5	91.5	-1.0	-1.1%
Department Total	**85.0**	**88.5**	**92.5**	**91.5**	**-1.0**	**-1.1%**

Administration Program

Program Description

This program was consolidated with the General Prosecution Program in FY 2021. The following information is for historical data information only.

Program Budget Summary by Fiscal Year – General Fund

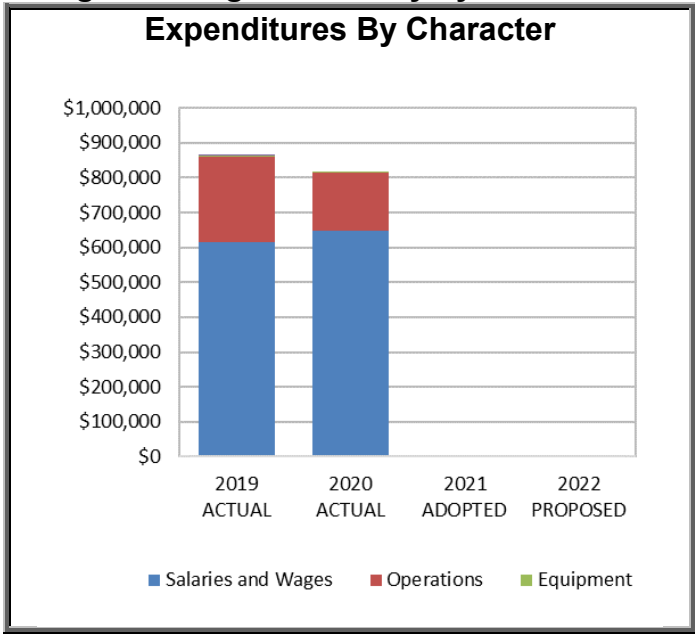

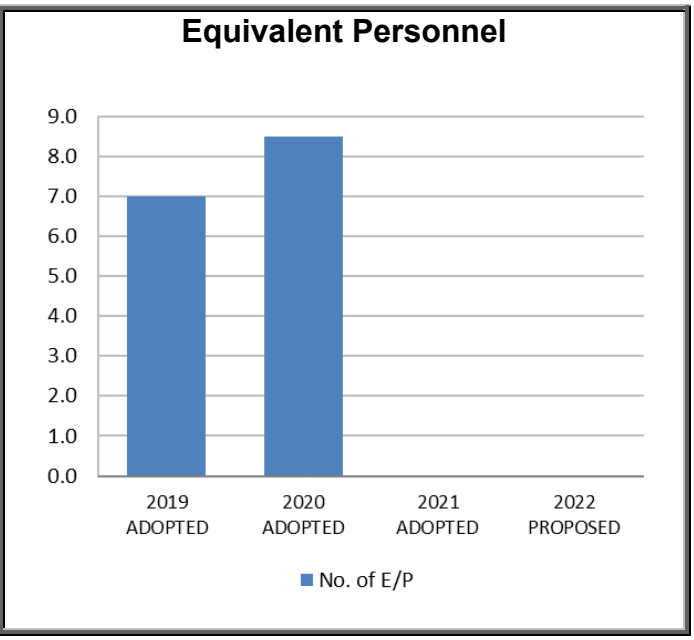

Expenditures Summary by Character & Object – General Fund

CHARACTER/ OBJECT DESCRIPTION	2019 ACTUAL	2020 ACTUAL	2021 ADOPTED	2022 PROPOSED	CHANGE AMOUNT	CHANGE PERCENT
Salaries and Wages						
WAGES & SALARIES	$569,906	$607,898	$0	$0	$0	N/A
OTHER PREMIUM PAY	$45,027	$40,074	$0	$0	$0	N/A
Salaries and Wages Total	**$614,933**	**$647,972**	**$0**	**$0**	**$0**	**N/A**
Operations						
MATERIALS & SUPPLIES	$14,512	$21,408	$0	$0	$0	N/A
SERVICES	$61,058	$28,277	$0	$0	$0	N/A
UTILITIES	$40,511	$39,114	$0	$0	$0	N/A
TRAVEL	$27,153	$10,555	$0	$0	$0	N/A
OTHER COSTS	$101,983	$68,750	$0	$0	$0	N/A
Operations Total	**$245,217**	**$168,105**	**$0**	**$0**	**$0**	**N/A**
Equipment						
MACHINERY & EQUIPMENT	$0	$0	$0	$0	$0	N/A
LEASE PURCHASES	$4,739	$2,662	$0	$0	$0	N/A
Equipment Total	**$4,739**	**$2,662**	**$0**	**$0**	**$0**	**N/A**
Program Total	**$864,888**	**$818,739**	**$0**	**$0**	**$0**	**N/A**

Administration Program

Equivalent Personnel Summary by Position Title – General Fund

POSITION TITLE	2019 ADOPTED	2020 ADOPTED	2021 ADOPTED	2022 PROPOSED	CHANGE AMOUNT	CHANGE PERCENT
Accountant I	1.0	1.0	0.0	0.0	0.0	0%
Administrative Officer	1.0	1.0	0.0	0.0	0.0	0%
First Deputy Prosecuting Attorney	1.0	1.0	0.0	0.0	0.0	0%
Internship Law Clerk	0.0	0.5	0.0	0.0	0.0	0%
Law Office Manager	1.0	1.0	0.0	0.0	0.0	0%
Office Operations Assistant II	0.0	1.0	0.0	0.0	0.0	0%
Personnel Assistant I	1.0	1.0	0.0	0.0	0.0	0%
Prosecuting Attorney	1.0	1.0	0.0	0.0	0.0	0%
Victim/Witness Director	1.0	1.0	0.0	0.0	0.0	0%
Program Total	**7.0**	**8.5**	**0.0**	**0.0**	**0.0**	**0%**

General Prosecution Program

Program Description

The General Prosecution Program includes Administrative Services, and the divisions and units by crime type: Appellate, Asset/ Forfeiture, Felony Prosecution, Screening Unit, Drug Unit, Family Court (Adult), Sexual Assault Unit, Special Prosecution (Career Criminal), Misdemeanor Prosecution, and Family Court - Juvenile Unit, Investigative Services Division, and Victim/Witness Services Division. The Administrative Services section provides fiscal, personnel, and management services for the Department. The General Prosecution Program provides essential support and tools for employees to perform their tasks effectively to achieve the Department's goals and objectives.

Countywide Outcome(s)

The General Prosecution Program supports the following countywide outcome(s):

- Affordable, Healthy, and Thriving Community
- Strong and Diversified Economy
- An Environmentally Responsible and Sustainable Community
- Prepared, Safe, and Livable County

Population Served

This program serves the Department's employees, the various county and state agencies, law enforcement agencies, private organizations, and citizens and visitors of Maui County.

Services Provided

The General Prosecution Program provides the legal and support staff to receive, screen, charge, and prosecute cases through the criminal justice system with the assistance of the Victim/Witness Services Division staff. It ensures the safety and protection of the victims, witnesses, and the community. This program also provides fiscal, personnel, and management services to divisions within the Department. It is responsible for maintaining quality control by ensuring that staff members are highly qualified and accountable to carry out their duties efficiently in prosecuting criminals fairly and with integrity, and that justice is served for the safety of Maui County.

Key Activity Goals & Measures

GOALS/OBJECTIVES	SUCCESS MEASUREMENTS	FY 2020 ACTUAL	FY 2021 ESTIMATE	FY 2022 ESTIMATE
Goal #1: Promote fair, impartial, and expeditious prosecutions in all units.				
1. Continue to vertically prosecute sexual assault and homicide related crimes	% of national conviction rate	100%	80%	80%
2. To provide and educate victims/witnesses with support and information during the prosecution process.	% of victims/witnesses who utilized programs offered by our Victim Witness Program	100%	90%	90%
3. Continue the rate of adult charging decisions that are completed within set deadlines.	% of charging decisions made within the deadlines for Felony, Family Adult, Misdemeanor, and Juvenile Units	42%	80%	65%

General Prosecution Program

Key Activity Goals & Measures (Cont'd)

GOALS/OBJECTIVES	SUCCESS MEASUREMENTS	FY 2020 ACTUAL	FY 2021 ESTIMATE	FY 2022 ESTIMATE
Goal #2: Build an efficient network system to charge and prosecute with sufficient information, by gaining support and cooperation with law enforcement agencies.				
1. Continue to coordinate enforcement efforts with the seven special prosecution units to work closely with their law enforcement counterparts	% of cases not returned to law enforcement agencies due to sufficient evidence to prosecute cases	99%	95%	95%
Goal #3: Promote integrity in the prosecution profession by building competent and professional behavior of attorneys by improving employee skills, knowledge, and training opportunities available to all employees				
1. Continue to provide trainings and education relevant to attorney position; includes ethics and professional responsibility	% of attorneys receiving annual training	66%	90%	80%
2. Continue to provide annual trainings to all employees	% of employees trained annually	78%	90%	80%
Goal #4: Promote safer communities by providing crime prevention efforts such as trainings and education classes, that will help play a key role in crime reduction efforts that impact community safety.				
1. Continue outreach trainings and education to help increase crime prevention and community engagement by providing public awareness of prosecution and outcomes	# of trainings and education provided annually	64	75	45

General Prosecution Program

Program Budget Summary by Fiscal Year – General Fund

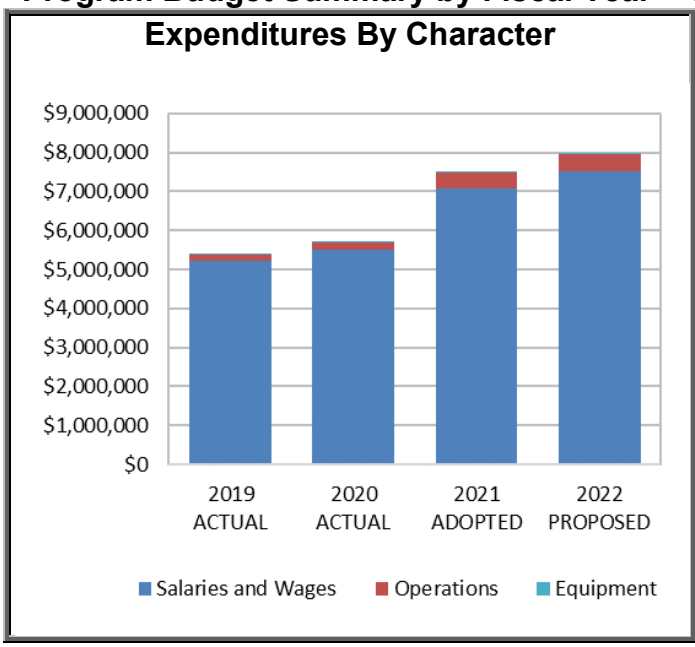

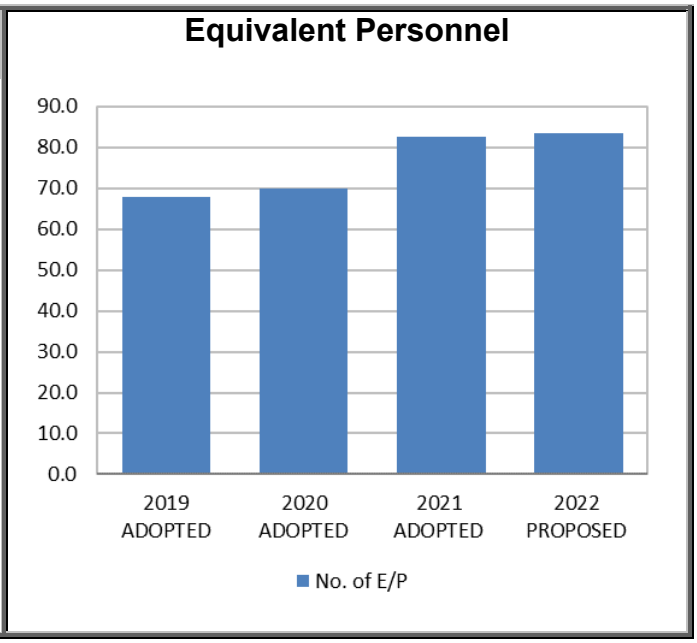

Expenditures Summary by Character & Object – General Fund

CHARACTER/ OBJECT DESCRIPTION	2019 ACTUAL	2020 ACTUAL	2021 ADOPTED	2022 PROPOSED	CHANGE AMOUNT	CHANGE PERCENT
Salaries and Wages						
WAGES & SALARIES	$5,100,079	$5,477,202	$7,030,080	$7,483,993	$453,913	6.5%
OTHER PREMIUM PAY	$105,807	$27,835	$45,900	$45,900	$0	N/A
Salaries and Wages Total	**$5,205,887**	**$5,505,037**	**$7,075,980**	**$7,529,893**	**$453,913**	**6.4%**
Operations						
MATERIALS & SUPPLIES	$4,387	$10,852	$38,000	$36,000	-$2,000	-5.3%
SERVICES	$70,209	$101,166	$191,700	$160,700	-$31,000	-16.2%
UTILITIES	$790	$2,155	$47,919	$47,919	$0	N/A
TRAVEL	$72,024	$47,834	$50,850	$50,850	$0	N/A
OTHER COSTS	$10,678	$9,086	$69,450	$128,700	$59,250	85.3%
INTERFUND COST RECLASSIFICATION	$0	$3,997	$0	$0	$0	N/A
Operations Total	**$158,088**	**$175,090**	**$397,919**	**$424,169**	**$26,250**	**6.6%**
Equipment						
MACHINERY & EQUIPMENT	$0	$0	$0	$0	$0	N/A
LEASE PURCHASES	$7,365	$6,396	$14,500	$14,500	$0	N/A
Equipment Total	**$7,365**	**$6,396**	**$14,500**	**$14,500**	**$0**	**N/A**
Program Total	**$5,371,340**	**$5,686,523**	**$7,488,399**	**$7,968,562**	**$480,163**	**6.4%**

General Prosecution Program

Equivalent Personnel Summary by Position Title – General Fund

POSITION TITLE	2019 ADOPTED	2020 ADOPTED	2021 ADOPTED	2022 PROPOSED	CHANGE AMOUNT	CHANGE PERCENT
Account Clerk III	0.0	0.0	1.0	1.0	0.0	0.0%
Administrative Officer	0.0	0.0	1.0	1.0	0.0	0.0%
Deputy Prosecuting Attorney	31.0	32.0	33.0	34.0	1.0	3.0%
First Deputy Prosecuting Attorney	0.0	0.0	1.0	1.0	0.0	0.0%
Internship Law Clerk	0.0	0.0	1.5	1.5	0.0	0.0%
Investigator IV	1.0	1.0	1.0	1.0	0.0	0.0%
Investigator V	2.0	2.0	2.0	2.0	0.0	0.0%
Investigator VI	1.0	1.0	1.0	1.0	0.0	0.0%
Law Office Manager	0.0	0.0	1.0	1.0	0.0	0.0%
Law Technician I	4.0	4.0	4.0	4.0	0.0	0.0%
Law Technician II	4.0	4.0	4.0	4.0	0.0	0.0%
Legal Assistant	1.0	1.0	1.0	1.0	0.0	0.0%
Legal Clerk I	1.0	1.0	1.0	1.0	0.0	0.0%
Legal Clerk II	2.0	2.0	2.0	2.0	0.0	0.0%
Legal Clerk III	8.0	8.0	8.0	8.0	0.0	0.0%
Legal Clerk IV	5.0	5.0	5.0	5.0	0.0	0.0%
Office Operations Assistant II	2.0	3.0	4.0	4.0	0.0	0.0%
Personnel Assistant II	0.0	0.0	1.0	1.0	0.0	0.0%
Private Secretary	0.0	0.0	1.0	1.0	0.0	0.0%
Prosecuting Attorney	0.0	0.0	1.0	1.0	0.0	0.0%
Second Deputy Prosecuting Attorney	1.0	1.0	1.0	1.0	0.0	0.0%
Secretary I	1.0	1.0	1.0	1.0	0.0	0.0%
Supervising Law Technician	1.0	1.0	1.0	1.0	0.0	0.0%
Supervising Legal Clerk	1.0	1.0	1.0	1.0	0.0	0.0%
Victim Witness Counselor III	0.0	0.0	1.0	1.0	0.0	0.0%
Victim/Witness Counselor II	2.0	2.0	2.0	2.0	0.0	0.0%
Victim/Witness Director	0.0	0.0	1.0	1.0	0.0	0.0%
Program Total	**68.0**	**70.0**	**82.5**	**83.5**	**1.0**	**1.2%**

Continuation Budget Changes (+/- $10,000) from FY 2021 Adopted Budget

EXPLANATION OF BUDGET CHANGES	CHANGE AMOUNT	CHANGE E/P
Salaries and Wages		
906156A-5101 Regular Wages: Increase pursuant to the Collective Bargaining Agreement and per Ordinance 5097; full year funding for FY21 expansion positions.	$320,340	0.0
Operations		
SERVICES:		
906156B-6110 Computer Services: Transfer to subobject 6235 Rentals.	-$14,000	
906156B-6132 Professional Services: Transfer to subobject 6225 Publications & Subscriptions.	-$17,000	
OTHER COSTS:		
906156B-6225 Publications & Subscriptions: Reflecting actual expense level.	$17,000	
906156B-6235 Rentals: Temporary rental space for four months.	$14,000	
906156B-6244 Computer Software: Deletion of one-time appropriation for EAGLE software in collaboration with MPD for its elderly abuse unit.	-$14,000	
Equipment		
None	$0	

General Prosecution Program

Expansion Budget Request from FY 2021 Adopted Budget

EXPLANATION OF BUDGET CHANGES	CHANGE AMOUNT	CHANGE E/P
Salaries and Wages		
906156A-5101 Regular Wages: Proposed transfer of grant-funded position, state is defunding this grant for FY 2022 and FY 2023.	$133,573	1.0
Operations		
906156B-6244 Computer Software: eProsecutor case-tracking system.	$40,250	
Equipment		
None.	$0	
TOTAL EXPANSION BUDGET	**$173,823**	**1.0**

General Prosecution Program

Program Budget Summary by Fiscal Year – Grant Revenue Fund

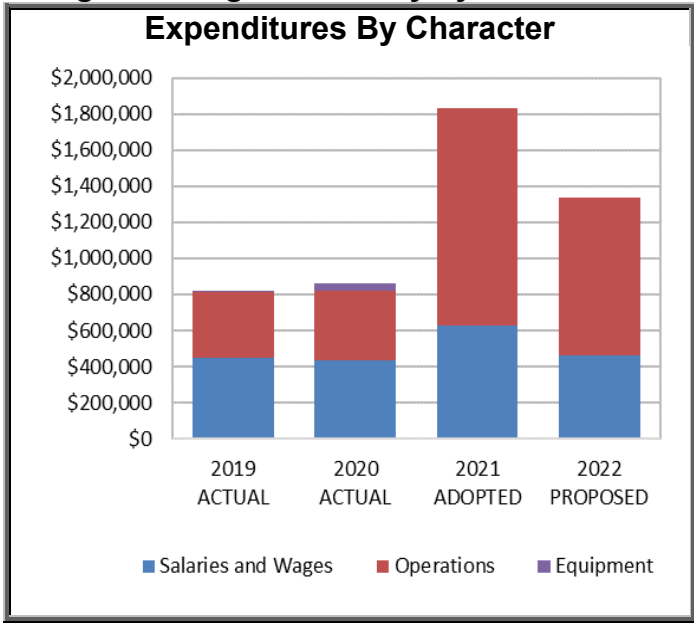

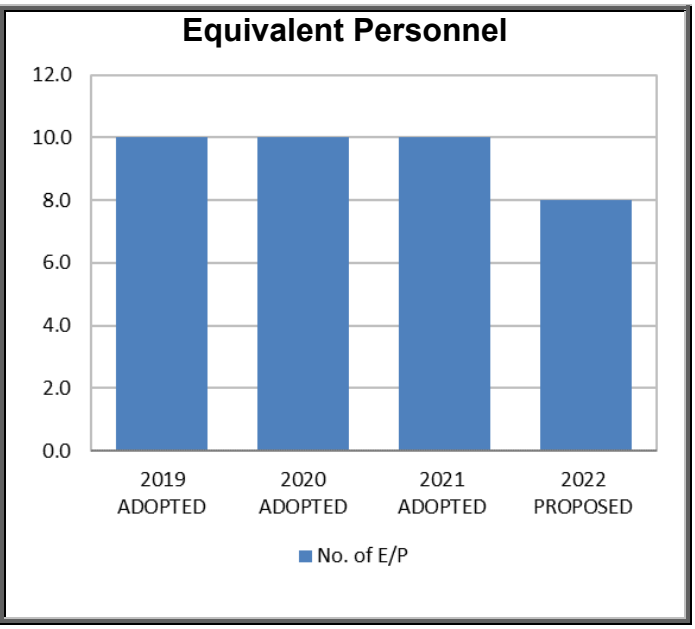

Expenditures by Character & Object – Grant Revenue Fund

CHARACTER/ OBJECT DESCRIPTION	2019 ACTUAL	2020 ACTUAL	2021 ADOPTED	2022 PROPOSED	CHANGE AMOUNT	CHANGE PERCENT
Salaries and Wages						
WAGES & SALARIES	$450,550	$436,122	$610,179	$460,344	-$149,835	-24.6%
OTHER PREMIUM PAY	$442	$1,242	$20,066	$0	-$20,066	-100.0%
Salaries and Wages Total	**$450,992**	**$437,364**	**$630,245**	**$460,344**	**-$169,901**	**-27.0%**
Operations						
MATERIALS & SUPPLIES	$12,115	$25,680	$44,250	$46,550	$2,300	5.2%
SERVICES	$2,081	$17,530	$322,811	$168,635	-$154,176	-47.8%
UTILITIES	$8,140	$3,528	$7,940	$7,120	-$820	-10.3%
TRAVEL	$60,374	$93,298	$279,430	$145,340	-$134,090	-48.0%
OTHER COSTS	$130,919	$76,297	$251,673	$218,190	-$33,483	-13.3%
INTERFUND COST RECLASSIFICATION	$149,183	$163,106	$298,651	$293,821	-$4,830	-1.6%
Operations Total	**$362,812**	**$379,440**	**$1,204,755**	**$879,656**	**-$325,099**	**-27.0%**
Equipment						
MACHINERY & EQUIPMENT	$6,094	$47,802	$0	$0	$0	N/A
Equipment Total	**$6,094**	**$47,802**	**$0**	**$0**	**$0**	**N/A**
Program Total	**$819,898**	**$864,605**	**$1,835,000**	**$1,340,000**	**-$495,000**	**-27.0%**

Equivalent Personnel Summary by Position Title – Grant Revenue Fund

POSITION TITLE	2019 ADOPTED	2020 ADOPTED	2021 ADOPTED	2022 PROPOSED	CHANGE AMOUNT	CHANGE PERCENT
Deputy Prosecuting Attorney	1.0	1.0	1.0	0.0	-1.0	-100.0%
Investigator IV	1.0	1.0	1.0	1.0	0.0	0.0%
Office Operations Assistant II	1.0	1.0	1.0	1.0	0.0	0.0%
Victim/Witness Counselor I	2.0	2.0	2.0	2.0	0.0	0.0%
Victim/Witness Counselor II	5.0	5.0	5.0	4.0	-1.0	-20.0%
Program Total	**10.0**	**10.0**	**10.0**	**8.0**	**-2.0**	**-20.0%**

General Prosecution Program

Summary by Grant Award

Grant Award Name	New grant	Required County match? Yes/No and Match $ or %	FY 2019 Adopted	FY 2020 Adopted	FY 2021 Adopted	FY 2022 Proposed
Asset Forfeitures Program	No	No	$100,000	$100,000	$100,000	$100,000
Career Criminal Program	No	No	$211,332	$215,000	$150,000	$0
Defendant/Witness Trial Program	No	No	$170,000	$170,000	$170,000	$50,000
Domestic Violence Investigations Program	No	Yes/25%	$78,420	$80,000	$90,000	$90,000
Edward Byrne Memorial Justice Assistance Grant Program	No	No	$0	$125,000	$125,000	$125,000
Food Stamp Fraud Prosecution Program	No	No	$3,000	$5,000	$5,000	$5,000
Hawaii Criminal Justice Data Center	No	No	$0	$50,000	$0	$0
Highway Safety Grant Program	No	No	$50,000	$100,000	$100,000	$70,000
Prosecutors Training Program	No	No	$50,000	$50,000	$0	$0
Special Needs Advocacy Program	No	Yes/20%	$685,400	$1,000,000	$1,025,000	$900,000
Victim/Witness Assistance Program	No	Yes/25%	$105,728	$110,000	$70,000	$0
TOTAL			**$1,453,880**	**$2,005,000**	**$1,835,000**	**$1,340,000**

Grant Award Description

The Department of the Prosecuting Attorney receives grant revenue funds that provide for personnel that are essential to assist units within the Department. The funds awarded are also utilized to provide training as well as purchase equipment and software to enhance prosecution.

Asset Forfeitures Program

This program provides for the use of asset forfeiture funds for law enforcement expenditures. Proceeds in this program are used according to federal and state guidelines to supplement law enforcement efforts.

Career Criminal Program

This state-mandated program strives to quickly identify, prosecute, and convict those persons who are habitual offenders or career criminals. The more experienced and highly skilled attorneys handle these cases, seeking maximum sentencing and increased bail. The state has defunded this program for FY 2022 and FY 2023, due to impacts from COVID-19.

Grant Award Description (Cont'd)

Defendant/Witness Trial Program

This program provides for the reimbursement to the county for expenditures relating to the prosecution of criminal cases.

Domestic Violence Investigations Program

This program provides for the salary of a full-time investigator assigned to provide follow-up services to attorneys prosecuting domestic violence cases. Examples of follow-up services are: victim voluntary statements, medical releases, photographic evidence, and copies of 911 tapes.

Edward Byrne Memorial Justice Assistance Grant

Federal funding supports technical assistance, training, equipment, supplies, contractual support, and information systems for criminal justice for the purpose of prosecution and court programs.

Food Stamp Fraud Prosecution Program

Fully investigated cases by the State Department of Human Services of food stamp fraud, within Maui County, are referred to the Department for prosecution. This program provides reimbursement to the county for services relating to the prosecution of food stamp fraud cases.

Highway Safety Grant Program

This program provides for the prosecution of intoxicated drivers to keep them off Maui County roads and highways for public safety.

Special Needs Advocacy Program

This program provides additional resources to assist victims of major violent crimes with crisis and support counseling, advocacy, social referral, case information, court testimony preparation, and accompaniment. The victims served (residents and visitors) are primarily those impacted by serious felony offenses such as homicide, negligent homicide, sexual assault, child abuse, and domestic violence. The program differs from Victim/Witness Assistance in that it is limited to direct services to victims alone and cannot include expenditures for such items as public education (excluding the training of volunteers) and non-victim witness management.

Victim/Witness Assistance Program

This program concentrates resources to assist victims of major violent crimes with crisis and support counseling, advocacy, social referral, case information, court testimony preparation, and accompaniment. The victims served (residents and visitors) are primarily those impacted by serious felony offenses such as homicide, negligent homicide, sexual assault, child abuse, and domestic violence. The state has defunded this program for FY 2022 and FY 2023, due to impacts from COVID-19.

Public Works

Mayor's Proposed Budget
FY 2022

This page has been intentionally left blank.

Department Summary

Mission

The Department of Public Works ("DPW") protects and enhances the quality of the public's health, safety, property and environment while promoting a strong and diversified economy by developing and operating the County's road, drainage and bridge systems, and by administering its building codes.

Countywide Outcome(s)

The DPW supports the following countywide outcome(s):

- Affordable, Healthy, and Thriving Community
- Strong and Diversified Economy
- Environmentally Responsible and Sustainable Community
- Well-planned Public Infrastructure
- Prepared, Safe, and Livable County

Organization Chart

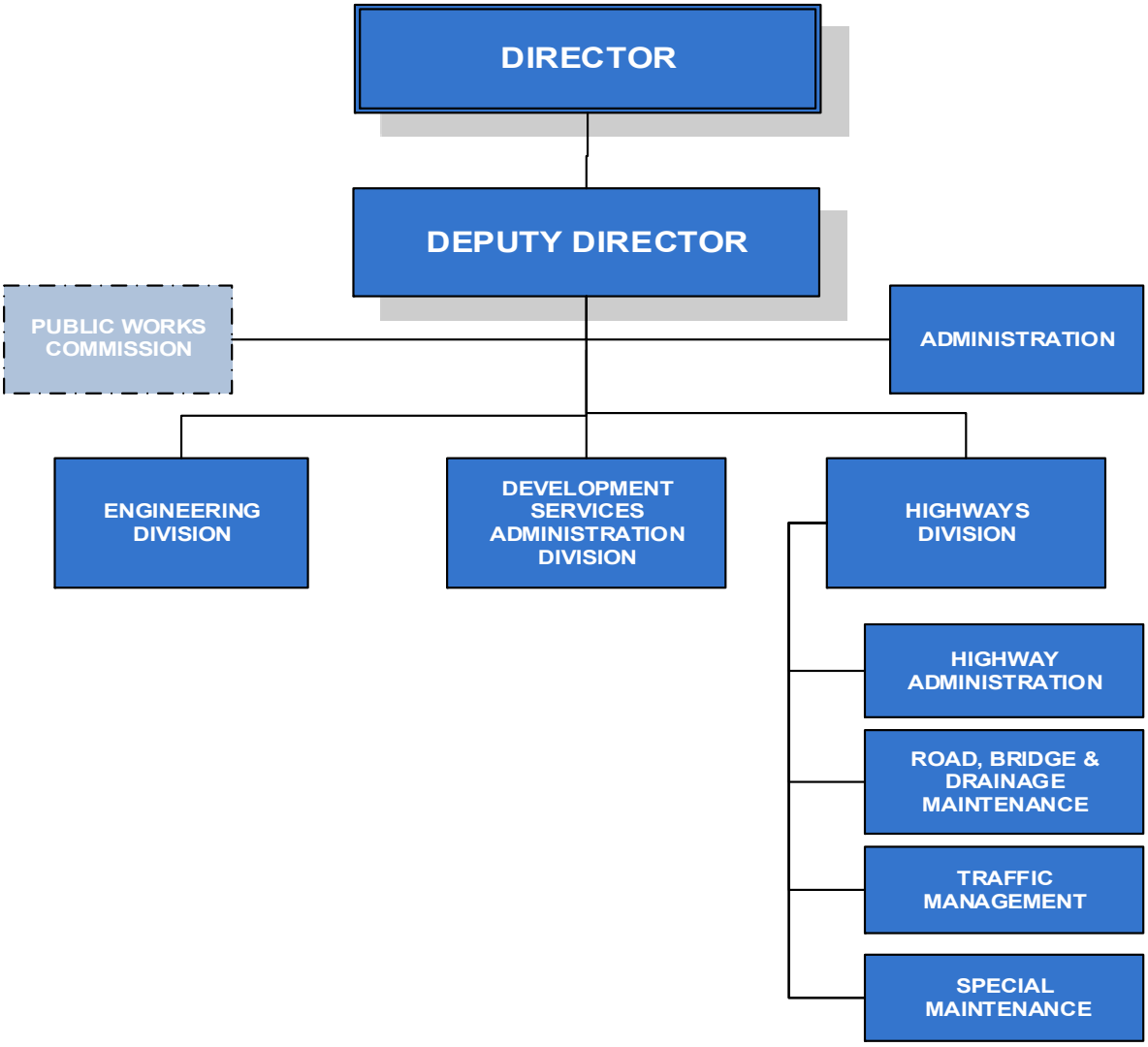

Strategies

The Maui County DPW will pursue the following strategies to meet the demands of growth, changes in technology and population, and new regulatory mandates, while caring for the well-being and protection of our residents and visitors:

- **Retain, Develop and Recruit a Capable, Motivated and Diverse Workforce**
  The DPW will develop a strategy to provide employees with a safe, healthy and supportive work environment, ensuring that each employee is valued and respected. Public Works Administration will work with each division to encourage staff participation in continuing education and training opportunities to enhance the effectiveness and skills of our employees.

- **Strengthen Community Partnerships**
  The Department acknowledges the issues and opportunities that affect the quality of life of our residents and visitors in Maui County. DPW will continue to seek opportunities for the joint sponsorship and coordination of infrastructure development in our communities, and to develop private sector/public sector partnerships to further develop the Department's mission.

- **Maintain and Enhance Functional and Sustainable Roads, Bridges, and Drainage Facilities**
  DPW will work with the County Administration and with the County Council to develop a strategy for funding needed repair and maintenance of our County roads, bridges, and drainage facilities. Funding for Capital Improvement Projects ("CIP") that maintain and enhance existing infrastructure as well as new infrastructure necessary to support future growth will also be sought during this budget request. These projects are necessary to enhance the quality of life of our residents and visitors. An in-house pavement preservation crew is utilized to provide cost-effective pavement maintenance in an effort to optimize the amount of work that can be done within budget and to keep costs at a minimum.

- **Increase Education and Public Participation**
  The Department seeks to work with the community in developing solutions that benefit and meet the public's expectations. DPW intends to do this by providing community groups and organizations with information exchange sessions and presentations, and educating the community about DPW's responsibilities, its funding sources, and upcoming projects, while learning more about the community's needs and concerns. The Department will also work with the County's Communications Office to disseminate information regarding the initiatives and work being accomplished by the Department via social media networks, the County of Maui website, newspaper and radio agencies, and other media venues.

- **Providing Quality Customer Service**
  Employees in every division of the DPW interact with residents and visitors on a daily basis. DPW will strengthen its delivery of customer service by developing strategies to increase efficiency and response times in processing permit applications, responding to requests for service, communication with the public, and our ability to transition smoothly from routine operations to emergency operations during times of need.

Operations

The Department of Public Works' Administration Program oversees and manages a department of three divisions: DSA, Engineering, and Highways. Each division is responsible for distinct functions within the County of Maui.

Operations (Cont'd)

The Development Services Administration ("DSA") oversees activities related to development from the subdivision of land, to the inspection of buildings for conformance to codes. This division also provides staff support for the Public Works Commission and the Board of Variances and Appeals. DSA's responsibilities are distributed amongst eight sections as follows:

- Administration
- Subdivisions
- Civil Construction
- Building Permits
- Building Plans Review
- Building Inspections
- Electrical
- Plumbing

The Engineering Division plans, designs, manages, and inspects various types of Public Works improvements, such as roadways, bridges, drainage facilities, buildings, and other structures. In addition, the Division maintains engineering drawings, maps and data; approves street lights and street names for County roadways; administers the budget and operations of janitorial and grounds keeping services for the Kalana O Maui building, its annex, the Old Wailuku Courthouse and other Government facilities; and oversees the Department's CIP process, which is used to fund major infrastructure projects such as bridge replacement, road reconstruction, and federal-aid highway projects. To accomplish these responsibilities, the division is divided into five sections:

- Administration
- Land Management
- Planning and Design
- Engineering Services
- Construction and Building Maintenance

The Highways Division is responsible for the maintenance of County roadways, drainage systems, flood-control facilities, and appurtenant structures such as sidewalks and guardrails. Roadway maintenance includes the application of pavement preservation techniques such as crack seals, slurry seals, and mill & fill pavement resurfacing. The Division also constructs minor road improvements; enforces the removal of obstructions within road right-of-ways; installs, replaces and upgrades sign posts and signs; re-stripes pavement markings; repairs and maintains all traffic signal lights under the County's jurisdiction; acquires, inspects, and maintains all County vehicles and construction equipment, with the exception of the Departments of Police, Water and portions of Fire and Public Safety; operates and maintains three Veterans cemeteries (Maui, Molokai and Lanai); maintains the Hana Civic Center; coordinates the County's MS4 storm water management program; maintains all County street trees through the County arborist; and assists other agencies as approved by the Mayor and/or Director of Public Works.

To accomplish these responsibilities, the Division is divided into six districts: Wailuku, Makawao, Lahaina, Hana, Molokai, and Lanai. Each district oversees its own road, bridge and drainage maintenance program, as well as its own garage services. Countywide services are provided for traffic signs and markings, traffic signals, asphalt pavement preservation, MS4 storm water management, and street tree maintenance.

External Factors Description

The following critical forces and trends were identified as having great impacts to the Department's everyday functions.

- **Regulations and Increasing Costs for Maintenance Activities**
  The development of new Federal/State/County regulations that are sometimes unfunded pose a challenge to our organization's ability to maintain County-owned facilities and rights of ways, and carry out or review projects in a timely and cost-effective manner. Additionally, increasing costs for inputs such as parts, supplies, fuel, equipment, and professional services, combined with flattening revenue projections resulting from declining fuel and electricity consumption by consumers, impact our ability to deliver services and meet the demands of the public. As a four-island county, we also experience duplication of services and staffing, as well as increased shipping costs associated with the movement of shared equipment between districts. The Covid-19 pandemic has also had a significant impact on all of the Divisions within DPW. Requirements for social distancing and smaller groups/gatherings have resulted in less efficient work environments, which has negatively impacted our ability to provide a high level of customer service in a timely fashion. The pandemic has also caused a significant decrease in fuel tax revenue, which is a key funding source for the Highway Fund. This revenue decline decreases the volume and size of Capital Improvement Projects that the Department is able to fund using internal resources, causing delays in projects or the need to use borrowed funds (bond funding) to supplement the available County funding.

- **Aging Infrastructure**
  Aging, deteriorating, and obsolete infrastructure, along with rising expectations for the delivery of infrastructure improvements, challenge our ability to meet public expectations. The cost to maintain, repair, and replace infrastructure is projected to rise. Deferring maintenance of our infrastructure not only increases maintenance costs, but also shortens the life cycle of the infrastructure.

- **Population Growth and Increased Service Requests**
  As growth occurs within our communities, more roadways, facilities and an increase in service needs affect our Department's ability to provide basic services.

The Department is not only charged with the development and maintenance of the County's road, drainage, bridge systems, and the administration of the County's building codes, but also provides support and services to other departments. The wide range of services that the Department provides will require greater technology to monitor and track service requests, updated equipment to provide those services, and a well-trained and well-staffed workforce to provide efficient and effective services.

Department Summary

Department Budget Summary by Fund

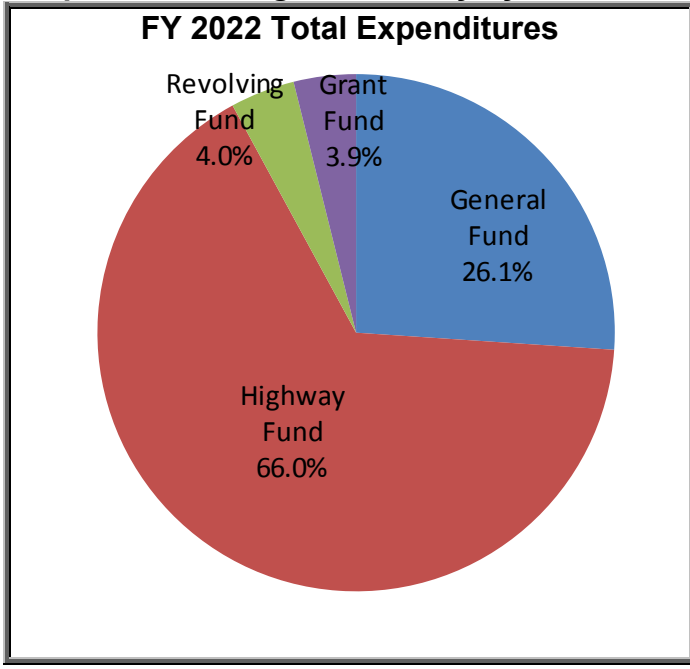

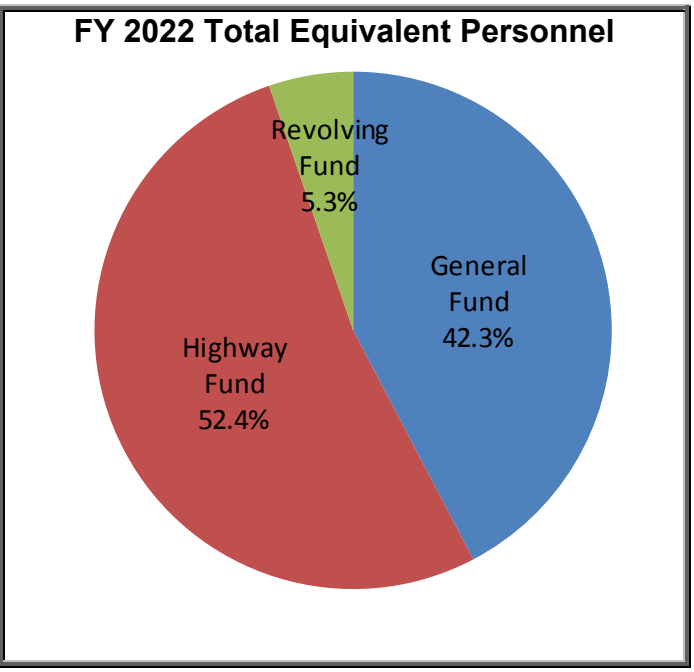

Department Budget Summary by Fiscal Year

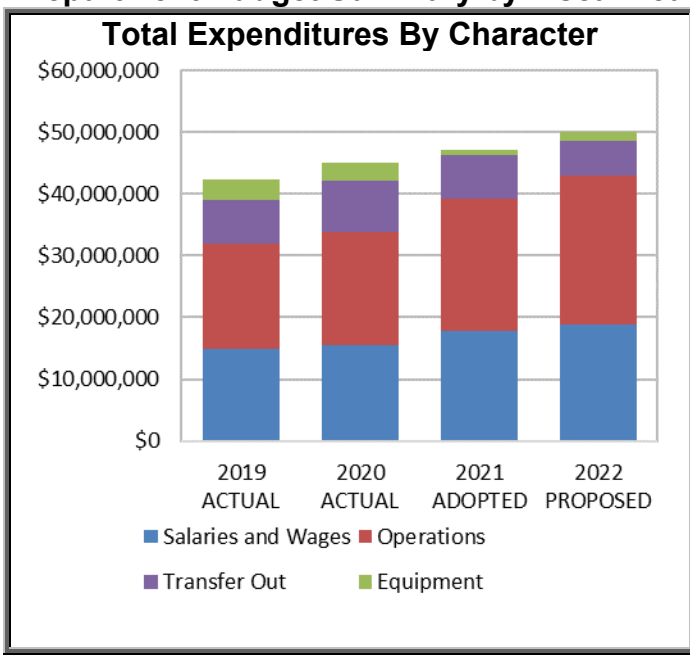

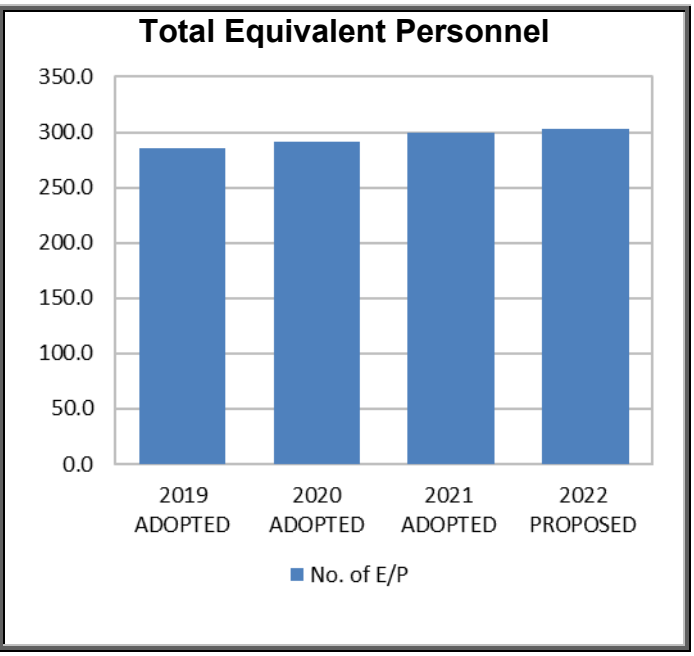

Department Summary

Expenditures Summary by Character & Object

CHARACTER/ OBJECT DESCRIPTION	2019 ACTUAL	2020 ACTUAL	2021 ADOPTED	2022 PROPOSED	CHANGE AMOUNT	CHANGE PERCENT
Salaries and Wages						
OTHER PREMIUM PAY	$494,165	$607,246	$754,692	$492,569	-$262,123	-34.7%
WAGES & SALARIES	$14,397,604	$14,900,388	$17,099,183	$18,339,463	$1,240,280	7.3%
Salaries and Wages Total	**$14,891,769**	**$15,507,634**	**$17,853,875**	**$18,832,032**	**$978,157**	**5.5%**
Operations						
INTERFUND COST RECLASSIFICATION	$8,705,815	$9,479,916	$11,601,511	$11,980,710	$379,199	3.3%
MATERIALS & SUPPLIES	$2,811,560	$2,983,596	$3,474,450	$3,516,450	$42,000	1.2%
OTHER COSTS	$354,748	$414,758	$445,639	$447,939	$2,300	0.5%
SERVICES	$1,862,858	$2,229,641	$2,068,167	$2,254,867	$186,700	9.0%
SPECIAL PROJECTS	$0	$0	$200	$1,945,540	$1,945,340	972670.0%
TRAVEL	$91,995	$50,304	$71,250	$71,250	$0	N/A
UTILITIES	$3,146,821	$3,088,265	$3,731,775	$3,922,775	$191,000	5.1%
Operations Total	**$16,973,798**	**$18,246,481**	**$21,392,992**	**$24,139,531**	**$2,746,539**	**12.8%**
Transfer Out						
GENERAL FUND	$7,075,302	$8,321,896	$6,842,691	$5,482,516	-$1,360,175	-19.9%
OTHER GOVERNMENTAL FUNDS	$78,267	$0	$127,759	$0	-$127,759	-100.0%
SPECIAL REVENUE FUNDS	$75,000	$75,000	$75,000	$75,000	$0	N/A
Transfer Out Total	**$7,228,569**	**$8,396,896**	**$7,045,450**	**$5,557,516**	**-$1,487,934**	**-21.1%**
Equipment						
LEASE PURCHASES	$0	$0	$0	$0	$0	N/A
MACHINERY & EQUIPMENT	$3,212,605	$2,787,452	$731,500	$1,488,500	$757,000	103.5%
Equipment Total	**$3,212,605**	**$2,787,452**	**$731,500**	**$1,488,500**	**$757,000**	**103.5%**
Department Total	**$42,306,741**	**$44,938,462**	**$47,023,817**	**$50,017,579**	**$2,993,762**	**6.4%**

Equivalent Personnel Summary by Program

PROGRAM	2019 ADOPTED	2020 ADOPTED	2021 ADOPTED	2022 PROPOSED	CHANGE AMOUNT	CHANGE PERCENT
Administration Program	7.0	7.0	7.0	7.0	0.0	0.0%
Building Permit Revolving Fund Program	16.0	16.0	16.0	16.0	0.0	0.0%
Development Services Administration	37.0	37.0	37.0	37.0	0.0	0.0%
Engineering Program	37.0	35.0	39.3	43.3	4.0	10.2%
Highway Administration Program	7.0	7.0	7.0	7.0	0.0	0.0%
Road, Bridge, & Drainage Maintenance Program	123.0	134.0	136.0	136.0	0.0	0.0%
Special Maintenance Program	43.0	40.0	41.0	41.0	0.0	0.0%
Traffic Management Program	15.0	15.0	16.0	16.0	0.0	0.0%
Department Total	**285.0**	**291.0**	**299.3**	**303.3**	**4.0**	**1.3%**

Administration Program

Program Description

The Public Works' Administration Program oversees and manages a Department of three divisions with 299 full-time positions.

Countywide Outcome(s)

The Administration Program supports the following countywide outcome(s):

- Affordable, Healthy, and Thriving Community
- Strong and Diversified Economy
- Environmentally Responsible and Sustainable Community
- Well-planned Public Infrastructure
- Prepared, Safe, and Livable County

Population Served

The Administration Program serves Maui County residents and Department employees.

Services Provided

The Administration Program works with staff to identify staffing and equipment needs, to clarify existing regulations and examine modifications to departmental policies, and to work with staff in enhancing existing programs to better serve the public.

Key Activity Goals & Measures

GOALS/OBJECTIVES	SUCCESS MEASUREMENTS	FY 2020 ACTUAL	FY 2021 ESTIMATE	FY 2022 ESTIMATE
Goal #1: Provide ethical and professional direction as well as training to employees so that they perform their responsibilities effectively and efficiently.				
1. Train and monitor employees annually so that the Department has a highly qualified and competent staff that meets the expectations of the public and the demands of the employees' profession	% of staff attending training relating to Equal Employment Opportunity, Workplace Violence, and the County of Maui's Policy Against Discrimination	N/A	N/A	95%
	% of Department employees completing two National Incident Management System (NIMS) and Incident Command System (ICS) courses	85%	95%	95%

Key Activity Goals & Measures (Cont'd)

GOALS/OBJECTIVES	SUCCESS MEASUREMENTS	FY 2020 ACTUAL	FY 2021 ESTIMATE	FY 2022 ESTIMATE
Goal #1: Provide ethical and professional direction as well as training to employees so that they perform their responsibilities effectively and efficiently. (cont'd)				
1. Train and monitor employees annually so that the Department has a highly qualified and competent staff that meets the expectations of the public and the demands of the employees' profession (cont'd)	% of employee performance evaluations completed by the employee's performance evaluation review date	80%	95%	95%
	% of Department P-Card holders and supervisors participating in an annual P-Card and Purchasing Essentials training	99%	100%	100%
Goal #2: Improve public service by developing enhanced regulations through solicitation of input from staff and public on the effectiveness of organization and the ordinances and rules it administers.				
1. Develop enhanced regulations to improve public service through solicitation of input from staff on the effectiveness of the organization and the ordinances and rules it administers	# of proposed new ordinances or amendments to existing county ordinances and/or state legislation passed each year	0	4	3
	# of departmental regulations revised or modified annually	1	3	3
	Implementation of an employee morale survey and an executive summary of the survey's findings shared with all employees by fourth quarter FY 2022	N/A	N/A	YES
2. Provide tools for citizen engagement to learn about the community needs and concerns, and to educate the community regarding department responsibility, funding and projects	# of service requests received through See-Click-Fix	N/A	N/A	100
Goal #3: Maintain a highly qualified and effective work force by providing an employee centered work environment that focuses on personal development, proactive problem resolution, and employee retention.				
1. Maintain a highly qualified and effective workforce by focusing on employee retention	Average vacancy rate	12%	15% (hiring freeze)	12%
	Non-retirement employee turnover rate	5%	5%	5%

Administration Program

Program Budget Summary by Fiscal Year – General Fund

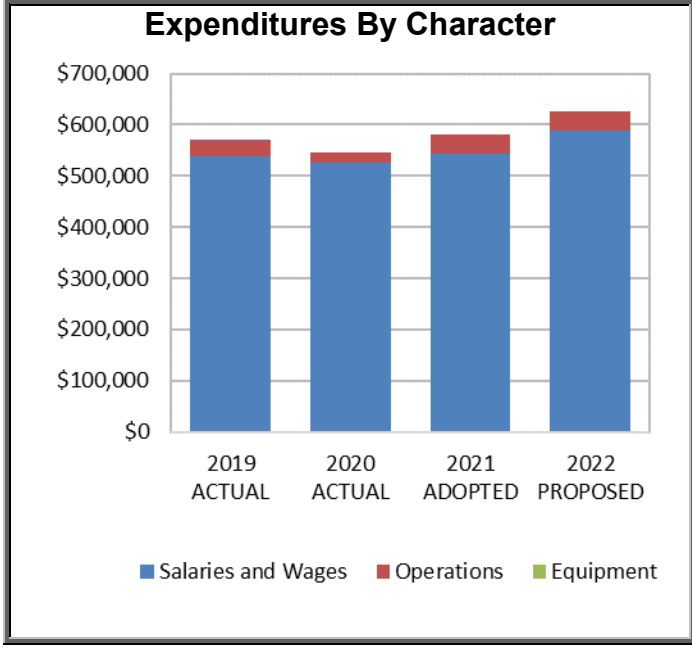

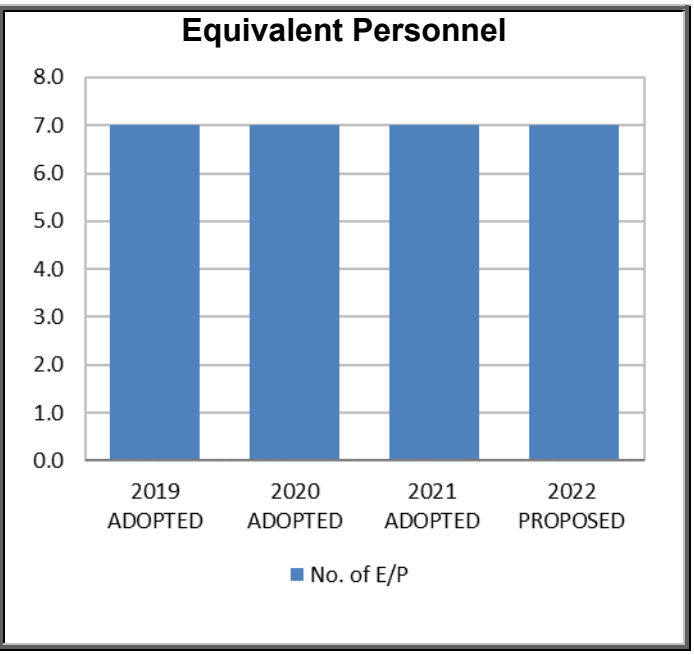

Expenditures Summary by Character & Object – General Fund

CHARACTER/ OBJECT DESCRIPTION	2019 ACTUAL	2020 ACTUAL	2021 ADOPTED	2022 PROPOSED	CHANGE AMOUNT	CHANGE PERCENT
Salaries and Wages						
OTHER PREMIUM PAY	$24,112	$8,705	$3,000	$3,000	$0	N/A
WAGES & SALARIES	$515,298	$518,358	$541,666	$585,871	$44,205	8.2%
Salaries and Wages Total	**$539,410**	**$527,063**	**$544,666**	**$588,871**	**$44,205**	**8.1%**
Operations						
MATERIALS & SUPPLIES	$1,807	$5,715	$4,950	$4,950	$0	N/A
OTHER COSTS	$15,748	$6,794	$11,100	$11,100	$0	N/A
SERVICES	$2,628	$1,327	$9,950	$9,950	$0	N/A
SPECIAL PROJECTS	$0	$0	$200	$200	$0	N/A
TRAVEL	$6,783	$2,812	$6,100	$6,100	$0	N/A
UTILITIES	$2,122	$1,605	$4,000	$4,000	$0	N/A
Operations Total	**$29,087**	**$18,253**	**$36,300**	**$36,300**	**$0**	**N/A**
Equipment						
MACHINERY & EQUIPMENT	$0	$0	$0	$0	$0	N/A
Equipment Total	**$0**	**$0**	**$0**	**$0**	**$0**	**N/A**
Program Total	**$568,497**	**$545,317**	**$580,966**	**$625,171**	**$44,205**	**7.6%**

Administration Program

Equivalent Personnel Summary by Position Title – General Fund

POSITION TITLE	2019 ADOPTED	2020 ADOPTED	2021 ADOPTED	2022 PROPOSED	CHANGE AMOUNT	CHANGE PERCENT
Administrative Officer	1.0	1.0	1.0	1.0	0.0	0.0%
Departmental Contracts Coordinator	1.0	1.0	1.0	1.0	0.0	0.0%
Deputy Director	1.0	1.0	1.0	1.0	0.0	0.0%
Director	1.0	1.0	1.0	1.0	0.0	0.0%
Office Operations Assistant II	1.0	1.0	1.0	1.0	0.0	0.0%
Personnel Assistant II	1.0	1.0	1.0	1.0	0.0	0.0%
Private Secretary	1.0	1.0	1.0	1.0	0.0	0.0%
Program Total	**7.0**	**7.0**	**7.0**	**7.0**	**0.0**	**0.0%**

Continuation Budget Changes (+/- $10,000) from FY 2021 Adopted Budget

EXPLANATION OF BUDGET CHANGES	CHANGE AMOUNT	CHANGE E/P
Salaries and Wages		
WAGES & SALARIES:		
916015A-5101 Regular Wages: Adjustment in salaries due to the Collective Bargaining Agreement increase, restore funding for the Administrative Officer from 9 months to 12 months, and position filled at a higher level.	$44,205	0.0
Operations		
None	$0	
Equipment		
None	$0	

Expansion Budget Request from FY 2021 Adopted Budget

EXPLANATION OF BUDGET CHANGES	CHANGE AMOUNT	CHANGE E/P
Salaries and Wages		
None	$0	0.0
Operations		
None	$0	
Equipment		
None	$0	
TOTAL EXPANSION BUDGET	**$0**	**0.0**

Administration Program

Program Budget Summary by Fiscal Year – Grant Revenue Fund

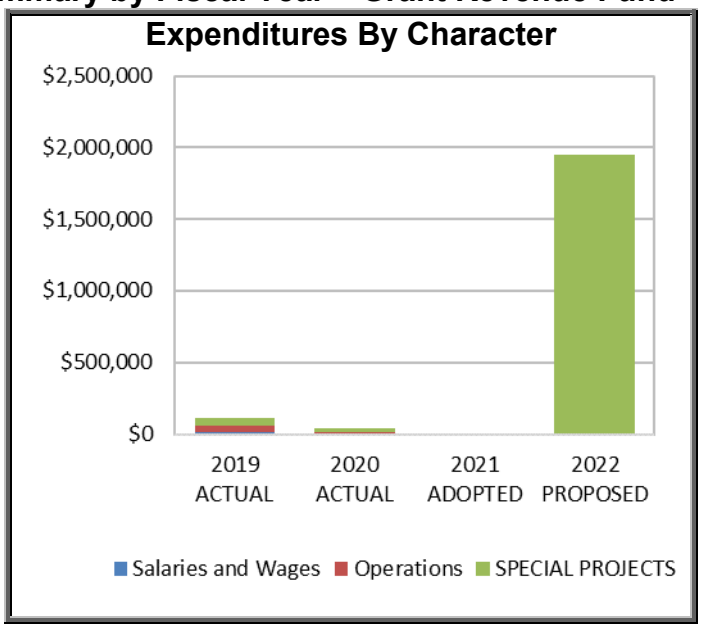

Expenditures Summary by Character & Object – Grant Revenue Fund

	2019 ACTUAL	2020 ACTUAL	2021 ADOPTED	2022 PROPOSED	CHANGE AMOUNT	CHANGE PERCENT
Salaries and Wages						
OTHER PREMIUM PAY	$0	$0	$0	$0	$0	N/A
WAGES & SALARIES	$15,411	$9,298	$0	$0	$0	N/A
Salaries and Wages Total	**$15,411**	**$9,298**	**$0**	**$0**	**$0**	**N/A**
Operations						
INTERFUND COST RECLASSIFICATION	$14,029	$7,362	$0	$0	$0	N/A
OTHER COSTS	$1,015	$5,522	$0	$0	$0	N/A
SERVICES	$42,041	$8,034	$0	$0	$0	N/A
SPECIAL PROJECTS	$0	$0	$0	$1,945,340	$1,945,340	N/A
Operations Total	**$57,085**	**$20,918**	**$0**	**$1,945,340**	**$1,945,340**	**N/A**
Equipment						
MACHINERY & EQUIPMENT	$0	$0	$0	$0	$0	N/A
Equipment Total	**$0**	**$0**	**$0**	**$0**	**$0**	**N/A**
Program Total	**$72,496**	**$30,215**	**$0**	**$1,945,340**	**$1,945,340**	**N/A**

Equivalent Personnel Summary by Position Title – Grant Revenue Fund

The Administration Program does not have equivalent personnel funded through the Grant Revenue Fund.

Administration Program

Summary by Grant Award

Grant Award Name	New grant	Required County match? Yes/No and Match $ or %	FY 2019 Adopted	FY 2020 Adopted	FY 2021 Adopted	FY 2022 Proposed
Private Donations	Yes	No	$0	$0	$0	$1,945,340
TOTAL			**$0**	**$0**	**$0**	**$1,945,340**

Grant Award Description

Private Donations

The Department is anticipating to receive private contribution from the Kaiaulu O Kupuohi Traffic Mitigation Fee, Maui Lani Parkway, and Kamehameha Avenue Intersection Improvements projects.

Engineering Program

Program Description

The Engineering Program provides engineering and inspection services to plan, design, and construct highway, drainage, and bridge improvements for the County of Maui. The program implements drainage and traffic master plans for the County, performs survey and land acquisition functions, and reviews subdivision and construction plans.

Countywide Outcome(s)

The Engineering Program supports the following countywide outcome(s):

- Strong and Diversified Economy
- Well-planned Public Infrastructure
- Prepared, Safe, and Livable County

Population Served

The Engineering Program serves the residents, visitors, and businesses of the County of Maui.

Services Provided

Provides surveying and land-related services; master plans for roadway and drainage systems; provides technical advice to other Public Works divisions and other County departments; develops design standards for roadway and drainage improvements within the County; and administers the National Bridge Inspection and Replacement Program. The Engineering Program also operates and maintains the janitorial and groundskeeping services for the Kahului Service Center, Kalana O Maui building, and its annexes.

Key Activity Goals & Measures

GOALS/OBJECTIVES	SUCCESS MEASUREMENTS	FY 2020 ACTUAL	FY 2021 ESTIMATE	FY 2022 ESTIMATE
Goal #1: Establish an eco-friendly transportation system to enhance non-motorized transportation infrastructure, which will promote health and wellness and reduce the County's dependence on fossil fuel.				
1. Increase and improve access to non-motorized modes of transportation	# of new sidewalks installed in lane feet ("LF") annually	3,181	1,000	3,100
	# of bike lanes/paths constructed in LF annually	5,048	1,000	2,200
	# of wheelchair ramps installed annually	4	10	4
Goal #2: Provide routine maintenance by resurfacing, reconstructing, rehabilitating, or preserving County roads, bridges, and drain lines to ensure accessibility and a safe riding surface.				
1. Rehabilitate and maintain county road, bridge, and drainage infrastructure on a regular basis to maximize lifespan of such infrastructure	# of lane miles reconstructed, rehabilitated, and resurfaced annually	17	24	22
	# of lane miles preserved annually	0	0	0

Key Activity Goals & Measures (Cont'd)

GOALS/OBJECTIVES	SUCCESS MEASUREMENTS	FY 2020 ACTUAL	FY 2021 ESTIMATE	FY 2022 ESTIMATE
Goal #2: Provide routine maintenance by resurfacing, reconstructing, rehabilitating, or preserving County roads, bridges, and drain lines to ensure accessibility and a safe riding surface (Cont'd).				
1. Rehabilitate and maintain county road, bridge, and drainage infrastructure on a regular basis to maximize lifespan of such infrastructure (Cont'd)	# of bridges rehabilitated/replaced annually	0	1	1
	# of linear feet of drainlines rehabilitated/replaced annually	N/A	N/A	4,100
2. Conduct assessment of pavement conditions and perform bridge inspections annually to identify maintenance needs	% of road pavements with a pavement condition index (PCI) of 75 or better	57%	60%	61%
	# of County bridges inspected annually	N/A	N/A	31
Goal #3: Identify and address traffic congestion, roadway safety concerns, and capacity issues.				
1. Improve roadway network capacity	# of roadway miles under County of Maui jurisdiction	573	573	573
	# of improvements made annually at intersections	0	5	7
Goal #4: Provide maintenance services to County facilities and equipment under Department's jurisdiction so that all facilities are safe and attractive.				
1. Respond to all building maintenance work order requests within 24 hours	% of building maintenance work order requests responded to within 24 hours	100%	100%	100%
	# of maintenance work orders completed during the year	140	50	100

Engineering Program

Program Budget Summary by Fiscal Year – General Fund

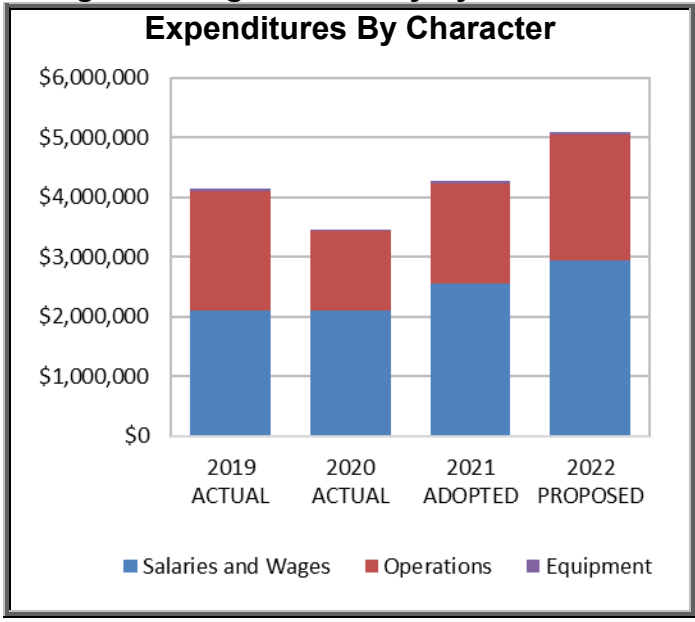

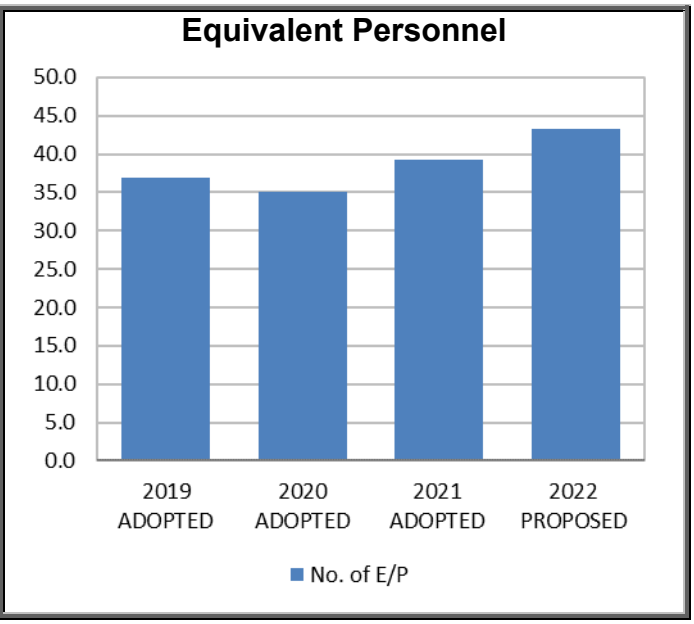

Expenditures Summary by Character & Object – General Fund

CHARACTER/ OBJECT DESCRIPTION	2019 ACTUAL	2020 ACTUAL	2021 ADOPTED	2022 PROPOSED	CHANGE AMOUNT	CHANGE PERCENT
Salaries and Wages						
OTHER PREMIUM PAY	$92,230	$72,829	$39,261	$39,261	$0	N/A
WAGES & SALARIES	$2,014,443	$2,017,965	$2,510,622	$2,898,396	$387,774	15.4%
Salaries and Wages Total	**$2,106,674**	**$2,090,794**	**$2,549,883**	**$2,937,657**	**$387,774**	**15.2%**
Operations						
MATERIALS & SUPPLIES	$36,287	$62,474	$54,900	$71,900	$17,000	31.0%
OTHER COSTS	$5,046	$8,471	$20,200	$14,500	-$5,700	-28.2%
SERVICES	$1,228,693	$566,245	$621,331	$844,531	$223,200	35.9%
TRAVEL	$1,204	$515	$9,015	$9,015	$0	N/A
UTILITIES	$718,773	$699,432	$974,766	$1,161,766	$187,000	19.2%
Operations Total	**$1,990,002**	**$1,337,137**	**$1,680,212**	**$2,101,712**	**$421,500**	**25.1%**
Equipment						
MACHINERY & EQUIPMENT	$50,547	$1,022	$41,500	$41,500	$0	N/A
Equipment Total	**$50,547**	**$1,022**	**$41,500**	**$41,500**	**$0**	**N/A**
Program Total	**$4,147,223**	**$3,428,953**	**$4,271,595**	**$5,080,869**	**$809,274**	**18.9%**

Equivalent Personnel Summary by Position Title – General Fund

POSITION TITLE	2019 ADOPTED	2020 ADOPTED	2021 ADOPTED	2022 PROPOSED	CHANGE AMOUNT	CHANGE PERCENT
Civil Engineer III	3.0	3.0	3.0	3.0	0.0	0.0%
Civil Engineer IV	4.0	4.0	4.0	4.0	0.0	0.0%
Civil Engineer V	5.0	4.0	4.0	4.0	0.0	0.0%
Civil Engineer VI	3.0	3.0	3.0	3.0	0.0	0.0%
Clerk III	1.0	1.0	1.0	1.0	0.0	0.0%
College Intern	0.0	0.0	0.3	0.3	0.0	0.0%
Construction Inspector II	3.0	3.0	3.0	3.0	0.0	0.0%

Engineering Program

Equivalent Personnel Summary by Position Title – General Fund (Cont'd)

POSITION TITLE	2019 ADOPTED	2020 ADOPTED	2021 ADOPTED	2022 PROPOSED	CHANGE AMOUNT	CHANGE PERCENT
County Building/Grounds Maintenance Supervisor I	1.0	1.0	2.0	2.0	0.0	0.0%
County Building/Grounds Maintenance Utility Worker	1.0	1.0	2.0	2.0	0.0	0.0%
Engineering Aid III	1.0	1.0	1.0	1.0	0.0	0.0%
Engineering Drafting Aid III	1.0	1.0	1.0	1.0	0.0	0.0%
Engineering Program Manager	1.0	1.0	1.0	1.0	0.0	0.0%
Engineering Support Technician I	1.0	1.0	1.0	1.0	0.0	0.0%
Engineering Support Technician II	1.0	0.0	0.0	0.0	0.0	0%
Janitor II	6.0	6.0	8.0	8.0	0.0	0.0%
Land Surveyor II	1.0	1.0	1.0	1.0	0.0	0.0%
Land Surveyor/Right-of-Way Agent	1.0	1.0	1.0	1.0	0.0	0.0%
Park Caretaker I				4.0	4.0	100%
Right-of-Way Agent V	1.0	1.0	1.0	1.0	0.0	0.0%
Secretary II	1.0	1.0	1.0	1.0	0.0	0.0%
Supervising Engineering Aid	1.0	1.0	1.0	1.0	0.0	0.0%
Program Total	**37.0**	**35.0**	**39.3**	**43.3**	**4.0**	**10.2%**

Continuation Budget Changes (+/- $10,000) from FY 2021 Adopted Budget

EXPLANATION OF BUDGET CHANGES	CHANGE AMOUNT	CHANGE E/P
Salaries and Wages		
WAGES & SALARIES:		
916023A-5101 Regular Wages: Adjustment in salaries due to the Collective Bargaining Agreement increase, restore funding for Land Surveyor/Right-of-Way Agent, 2.0 Civil Engineer IV from 9 months to 12 months, offset by a position filled at a lower level.	$160,104	0.0
916124A-5101 Regular Wages: Adjustment in salaries due to the Collective Bargaining Agreement increase, Janitor II, County Building/Grounds Maintenance Utility Worker, County/Building/Grounds Maintenance Supervisor I to full year salary expansion positions in FY 2021.	$106,230	0.0
Operations		
SERVICES:		
916023B-6132 Professional Services: $150,000 Deletion of one-time appropriation in FY 2021 for LED streetlights study, $25,000 offset by a budget transferred from Special Maintenance Program 916369B-6132 for 3rd Party Drainage Reviews.	-$125,000	
Equipment		
916023C-7040 Motor Vehicles: Deletion of one-time FY 2021 appropriation.	-$40,000	

Expansion Budget Request from FY 2021 Adopted Budget

EXPLANATION OF BUDGET CHANGES	CHANGE AMOUNT	CHANGE E/P
Salaries and Wages		
WAGES & SALARIES:		
916124A-5101 Regular Wages: Proposed 4.0 Park Caretaker I expansion positions in FY 2022.	$121,440	4.0

Expansion Budget Request from FY 2021 Adopted Budget (Cont'd)

EXPLANATION OF BUDGET CHANGES	CHANGE AMOUNT	CHANGE E/P
Operations		
SERVICES:		
916023B-6132 Professional Services: $55,000 Additional funding for 3rd party drainage reviews and $250,000 one-time appropriation for Drainage Rules Modification.	$305,000	
916124B-6129 Other Services: Additional funding for OSHA blood borne pathogen vaccinations ($250/person x 10 people).	$2,500	
916158B-6138 R&M - Services/Contracts: Increase funding from 6 months to 12 months for New Service Center in Kahului.	$30,000	
916158B-6150 Sewer Charges: Increase funding from 6 months to 12 months for New Service Center in Kahului.	$5,000	
MATERIALS & SUPPLIES:		
916158B-6024 Janitorial Supplies: Increase funding from 6 months to 12 months for New Service Center in Kahului.	$5,000	
916158B-6031 Repairs & Maintenance Supplies: Increase funding from 6 months to 12 months for New Service Center in Kahului.	$1,000	
916158B-6051 Safety Supplies: Increase funding from 6 months to 12 months for New Service Center in Kahului.	$1,000	
916158B-6052 Small Tools: Increase funding from 6 months to 12 months for New Service Center in Kahului.	$2,000	
916158B-6060 Small Equipment - under $1000: Increase funding from 6 months to 12 months for New Service Center in Kahului.	$2,000	
916124B-6051 Safety Supplies: Related operation costs for the proposed expansion positions.	$2,000	
916124B-6052 Small Tools: Related operation costs for the proposed expansion positions.	$4,000	
UTILITIES:		
916158B-6120 Electricity: Increase funding from 6 months to 12 months for New Service Center in Kahului.	$175,000	
916158B-6178 Water Delivery Charges: Increase funding from 6 months to 12 months for New Service Center in Kahului.	$12,000	
Equipment		
MACHINERY & EQUIPMENT:		
916023C-7040 Motor Vehicles: Replacement of one Hybrid SUV 4x4 at $40,000 (CM 1302).	$40,000	
916158C-7044 Other Equipment: Purchase of one buffer for the New Service Center in Kahului.	$1,500	
TOTAL EXPANSION BUDGET	**$709,440**	**4.0**

Summary by Grant Award[1]

Grant Award Name	New grant	Required County match? Yes/No and Match $ or %	FY 2019 Adopted	FY 2020 Adopted	FY 2021 Adopted	FY 2022 Proposed
Federal Highway Administration, Federal-Aid and Other Transportation Grants	No	Yes/20%	$12,500,000	$8,097,000	$17,553,000	$10,358,600
State of Hawaii Department of Transportation, Safe Routes to School Program Special Fund	No	No	$275,000	$275,000	$175,000	$181,900
Federal Highway Administration, Assessment of County of Maui Coastal Roads for Effects of Climate Change, Sea Level Rise, and Shoreline Erosion	No	Yes	$0	$560,000	$0	$0
Private Contributions	No	No	$0	$50,000	$0	$0
Federal Highway Administration, Transportation Alternatives Program Grants	No	Yes/20%	$200,000	$0	$0	$0
State of Hawaii Department of Transportation – Keanae Road Safety Improvements	No	Yes	$2,000,000	$0	$0	$0
TOTAL			**$14,975,000**	**$8,982,000**	**$17,728,000**	**$10,540,500**

Grant Award Description

Federal Highway Administration, Federal-Aid and Other Transportation Grants

Federal Highway Administration ("FHWA") appropriations are administered by the State of Hawai'i Department of Transportation to construct or rehabilitate roadway infrastructure for the County. The balance of the cost is reimbursed to the County. It is a multi-modal transportation improvement program that is developed utilizing existing transportation plans and policies, and current highway, transit and transportation programming processes. The Statewide Transportation Improvement Program (STIP) delineates the funding categories and the federal and local share required for each project. The Maui Metropolitan Planning Organization (Maui MPO) creates the constrained Maui Transportation Improvement Program (Maui TIP) for Federal Fiscal Years 2019-2022 utilizing asset management system priorities and performance criteria.

[1] These grant awards are not included in the totals shown in the Department Summary section; these Grant Revenues are allocated for capital projects and presented in the Capital Improvement Program section of the budget book.

Grant Award Description (Cont'd)

State of Hawaii Department of Transportation - Safe Routes to School Program Special Fund

The Safe Routes to School Special Fund is administered by the State of Hawaii Department of Transportation to be used for infrastructure and non-infrastructure (education, equipment, etc.) improvements that benefit elementary and intermediate school students, encourage walking and bicycling to school or reduce traffic around schools. The program makes funding available for a wide variety of infrastructure and non-infrastructure projects, from building safer street crossings to establishing programs that encourage children and their parents to walk and bicycle safely to school.

Special Maintenance Program

Program Description

The Special Maintenance Program provides janitorial and groundskeeping services for the Hana Civic Center; operates and maintains three Veterans cemeteries (Maui, Molokai and Lanai) and seven County cemeteries; provides preventative maintenance and repair for all County vehicles and construction equipment with the exception of the Departments of Police, Water and portions of Fire and Public Safety; manages the fuel and maintenance budgets for General Fund vehicles and construction equipment; coordinates the County's MS4 storm water management program; maintains all County street trees through the County arborist; administers the payment of State Dam Inspection and Impound fees; and provides reimbursement to the Highway Fund for personnel and equipment utilized on non-Highway Fund activities such as assisting other departments or outside organizations.

Countywide Outcome(s)

The Special Maintenance Program supports the following countywide outcome(s):

- Environmentally Responsible and Sustainable Community
- Well-planned Public Infrastructure
- Prepared, Safe, and, Livable County

Population Served

The janitorial and groundskeeping services provided through the Special Maintenance Program serves visitors of the Veterans and County cemeteries, as well as visitors to the Hana Civic Center. The garage services provided by this program serve all County agencies except the Departments of Police, Water and portions of Fire and Public Safety. The storm water management and street tree maintenance activities of the program serve all residents and visitors of Maui County.

Services Provided

The Special Maintenance Program provides janitorial and groundskeeping services; vehicle and equipment maintenance and repair services including oil change, battery/tire replacement, engine repair and body/fender repair; street tree maintenance; and storm water management services.

Key Activity Goals & Measures

GOALS/OBJECTIVES	SUCCESS MEASUREMENTS	FY 2020 ACTUAL	FY 2021 ESTIMATE	FY 2022 ESTIMATE
Goal #1: Provide timely services to County facilities and equipment under Department's jurisdiction.				
1. Respond to all cemetery work order requests within 24 hours	% of cemetery work order requests responded to within 24 hours	100%	100%	100%
Goal #2: Provide ethical, professional direction, and training to employees so that they perform their responsibilities effectively and efficiently.				
1. Training for all Garage Services mechanics in diagnosing and repairing vehicles and equipment	% of garage mechanics trained each year	80%	50%	50%
	# of training hours offered each year per garage mechanic	46	40	40

Special Maintenance Program

Key Activity Goals & Measures (Cont'd)

GOALS/OBJECTIVES	SUCCESS MEASUREMENTS	FY 2020 ACTUAL	FY 2021 ESTIMATE	FY 2022 ESTIMATE
Goal #3: Provide fleet services in a timely, efficient, and cost-effective manner.				
1. Control and reduce vehicle operating costs by providing regular servicing and maintenance	% of time spent on scheduled preventive maintenance as opposed to unscheduled repair of motor vehicles	36%	40%	40%
	% of time spent on scheduled preventive maintenance as opposed to unscheduled repair of heavy equipment	37%	75%	50%
2. Ensure that expenditure trends support long-term sustainability	Average maintenance cost per light vehicle	$274	$100	$200
	Average maintenance cost per heavy equipment vehicle	$580	$300	$400

*To be determined by analysis/estimates from special maintenance.

Program Budget Summary by Fiscal Year – General Fund

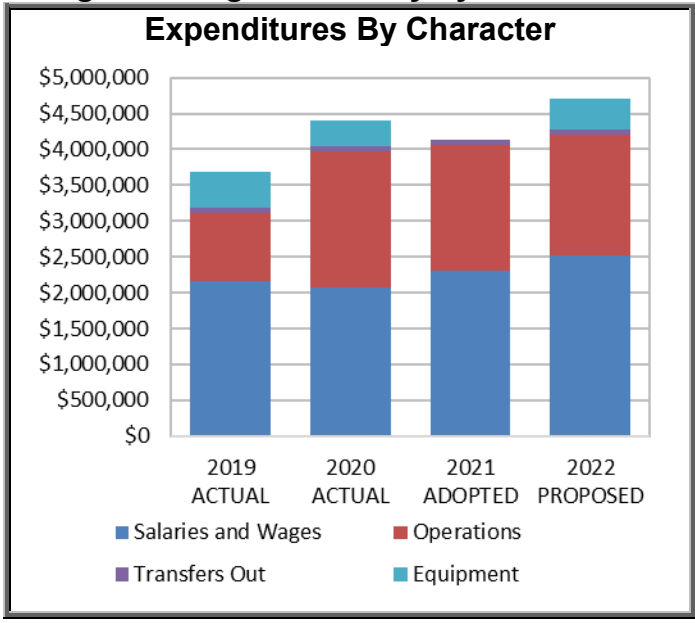

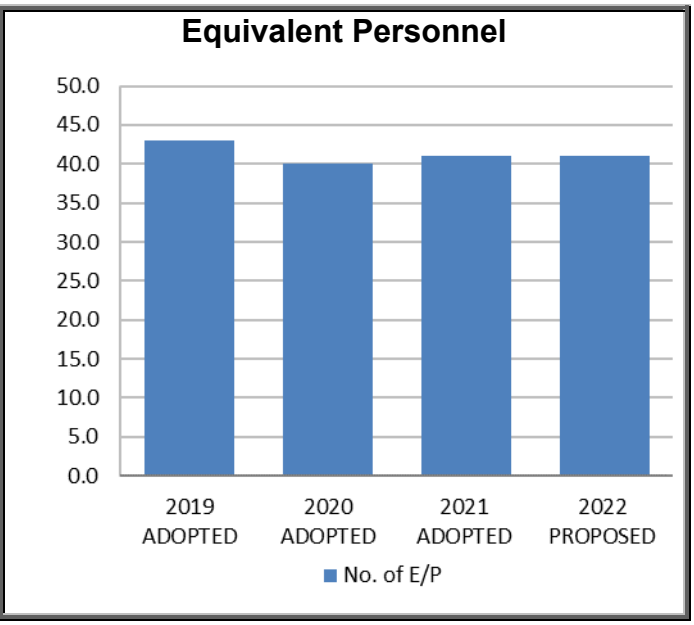

Special Maintenance Program

Expenditures Summary by Character & Object – General Fund

CHARACTER/ OBJECT DESCRIPTION	2019 ACTUAL	2020 ACTUAL	2021 ADOPTED	2022 PROPOSED	CHANGE AMOUNT	CHANGE PERCENT
Salaries and Wages						
OTHER PREMIUM PAY	$59,844	$58,039	$30,000	$30,000	$0	N/A
WAGES & SALARIES	$2,094,606	$2,022,346	$2,278,170	$2,482,584	$204,414	9.0%
Salaries and Wages Total	**$2,154,449**	**$2,080,385**	**$2,308,170**	**$2,512,584**	**$204,414**	**8.9%**
Operations						
MATERIALS & SUPPLIES	$809,982	$630,515	$1,076,894	$1,067,394	-$9,500	-0.9%
OTHER COSTS	$34,904	$61,161	$69,385	$69,385	$0	N/A
SERVICES	$69,918	$1,157,079	$566,695	$521,695	-$45,000	-7.9%
TRAVEL	$2,341	$1,160		$0	$0	N/A
UTILITIES	$33,458	$46,525	$34,792	$34,792	$0	N/A
Operations Total	**$950,603**	**$1,896,440**	**$1,747,766**	**$1,693,266**	**-$54,500**	**-3.1%**
Transfers Out						
SPECIAL REVENUE FUNDS	$75,000	$75,000	$75,000	$75,000	$0	N/A
Transfers Out Total	**$75,000**	**$75,000**	**$75,000**	**$75,000**	**$0**	**N/A**
Equipment						
MACHINERY & EQUIPMENT	$506,995	$347,783		$420,000	$420,000	N/A
Equipment Total	**$506,995**	**$347,783**	**$0**	**$420,000**	**$420,000**	**N/A**
Program Total	**$3,687,047**	**$4,399,608**	**$4,130,936**	**$4,700,850**	**$569,914**	**13.8%**

Equivalent Personnel Summary by Position Title – General Fund

POSITION TITLE	2019 ADOPTED	2020 ADOPTED	2021 ADOPTED	2022 PROPOSED	CHANGE AMOUNT	CHANGE PERCENT
Arboriculturist	1.0	1.0	1.0	1.0	0.0	0.0%
Automotive Mechanic I	8.0	8.0	8.0	8.0	0.0	0.0%
Automotive Repair Supervisor I	3.0	3.0	3.0	3.0	0.0	0.0%
Automotive Repair Supervisor II	1.0	1.0	1.0	1.0	0.0	0.0%
Automotive Service Attendant	1.0	1.0	1.0	1.0	0.0	0.0%
Body & Fender Repairer	1.0	1.0	1.0	1.0	0.0	0.0%
Civil Engineer VI		1.0	1.0	1.0	0.0	0.0%
Clerk III	4.0	4.0	4.0	4.0	0.0	0.0%
Construction Equipment Mechanic I	13.0	12.0	13.0	13.0	0.0	0.0%
Construction Equipment Mechanic II	1.0	2.0	2.0	2.0	0.0	0.0%
Engineering Support Technician II		1.0	1.0	1.0	0.0	0.0%
Equipment Operator IV	2.0	0.0	0.0	0.0	0.0	0%
Heavy Equipment / Construction Welder	1.0	1.0	1.0	1.0	0.0	0.0%
Highway Construction & Maintenance Supervisor I	1.0	0.0	0.0	0.0	0.0	0%
Highway Construction & Maintenance Supervisor II	1.0	0.0	0.0	0.0	0.0	0%
Laborer II	1.0	0.0	0.0	0.0	0.0	0%
Tire Repairer	1.0	1.0	1.0	1.0	0.0	0.0%
Veterans Cemetery Caretaker	1.0	1.0	1.0	1.0	0.0	0.0%
Veterans' Cemetery Caretaker	1.0	1.0	1.0	1.0	0.0	0.0%
Veterans Cemetery Supervisor	1.0	1.0	1.0	1.0	0.0	0.0%
Program Total	**43.0**	**40.0**	**41.0**	**41.0**	**0.0**	**0.0%**

Special Maintenance Program

Continuation Budget Changes (+/- $10,000) from FY 2021 Adopted Budget

EXPLANATION OF BUDGET CHANGES	CHANGE AMOUNT	CHANGE E/P
Salaries and Wages		
WAGES & SALARIES:		
916114A-5101 Regular Wages: Adjustment in salaries due to the Collective Bargaining Agreement increase and restore funding for Automotive Service Attendant, Automotive Service Supervisor I, 2.0 Construction Equipment Mechanic, Automotive Mechanic I, and Construction Equipment Mechanic II from 9 months to 12 months, and increase Construction Equipment Mechanic I to full year salary expansion position in FY 2021.	$162,570	0.0
916213A-5101 Regular Wages: Adjustment in salaries due to the Collective Bargaining Agreement increase.	$11,652	0.0
916369A-5101 Regular Wages: Adjustment in salaries due to the Collective Bargaining Agreement increase and increase Engineering Support Technician II from 9 months to 12 months.	$18,372	0.0
Operations		
SERVICES:		
916130B-6112 Contractual Service: Deletion one-time appropriation for painting and repair of Veterans Cemetery ceiling.	-$20,000	
916369B-6132 Professional Services: Budget transferred to Engineering Program 916023B-6132.	-$25,000	
Equipment		
None		

Expansion Budget Request from FY 2021 Adopted Budget

EXPLANATION OF BUDGET CHANGES	CHANGE AMOUNT	CHANGE E/P
Salaries and Wages		
None		
Operations		
None		
Equipment		
MACHINERY & EQUIPMENT:		
916114C-7044 Other Equipment: Purchase of one Used Oil Containment Tank at $10,000.	$10,000	
916213C-7044 Other Equipment: Purchase of one Used Oil Containment Tank at $10,000.	$10,000	
916369C-7044 Other Equipment: Purchase of three Dewatering Container at $40,000 each and one Roll Off Truck at $280,000.	$400,000	
TOTAL EXPANSION BUDGET	**$420,000**	**0.0**

Special Maintenance Program

Program Description

The Special Maintenance Program receives funds from the Highway Beautification and Disposal of Abandoned or Derelict Vehicles Revolving Fund for the maintenance of all trees and landscape plantings in the rights-of-way of streets, as well as enforcement of Chapter 12.24A, Maui County Code.

Program Budget Summary by Fiscal Year – Revolving Fund

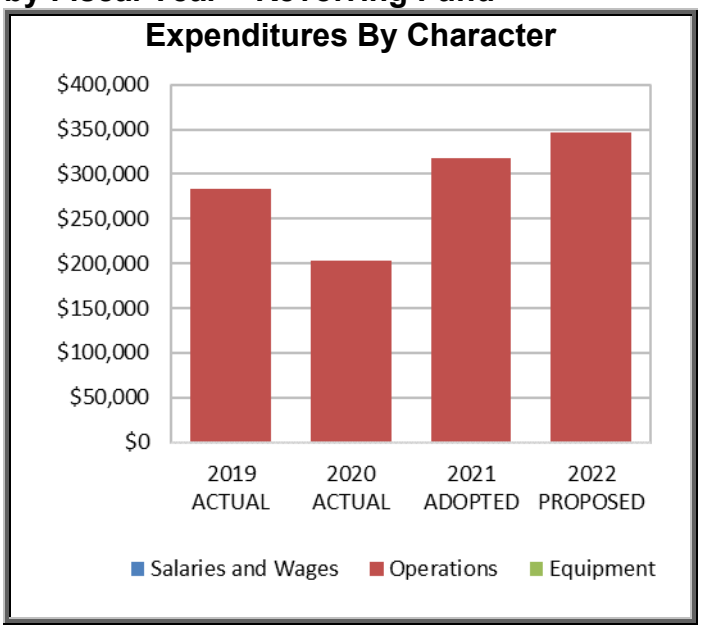

Expenditures Summary by Character & Object – Revolving Fund

CHARACTER/ OBJECT DESCRIPTION	2019 ACTUAL	2020 ACTUAL	2021 ADOPTED	2022 PROPOSED	CHANGE AMOUNT	CHANGE PERCENT
Salaries and Wages						
OTHER PREMIUM PAY	$0	$0	$0	$0	$0	N/A
WAGES & SALARIES	$0	$0	$0	$0	$0	N/A
Salaries and Wages Total	**$0**	**$0**	**$0**	**$0**	**$0**	**N/A**
Operations						
MATERIALS & SUPPLIES		$36		$0	$0	N/A
OTHER COSTS		$520		$0	$0	N/A
SERVICES	$267,212	$192,393	$288,700	$318,700	$30,000	10.4%
UTILITIES	$16,788	$9,545	$28,383	$28,383	$0	N/A
Operations Total	**$284,000**	**$202,494**	**$317,083**	**$347,083**	**$30,000**	**9.5%**
Equipment						
MACHINERY & EQUIPMENT	$0	$0	$0	$0	$0	N/A
Equipment Total	**$0**	**$0**	**$0**	**$0**	**$0**	**N/A**
Program Total	**$284,000**	**$202,494**	**$317,083**	**$347,083**	**$30,000**	**9.5%**

Equivalent Personnel Summary by Position Title – Revolving Fund

The Special Maintenance Program does not have equivalent personnel funded through the Revolving Fund

Development Services Administration Program

Program Description

The Development Services Administration ("DSA") Program is primarily responsible for the administration of subdivision, building, electrical, plumbing, grading, driveway, roadway and other construction codes. It also provides staff support for the Public Works Commission and the Board of Variances and Appeals.

Countywide Outcome(s)

The DSA Program supports the following countywide outcome(s):

- Affordable, Healthy, and Thriving Community
- Strong and Diversified Economy
- Environmentally Responsible and Sustainable Community
- Well-planned Public Infrastructure
- Prepared, Safe, and Livable County

Population Served

The DSA Program serves applicants for subdivisions and DSA-issued permits (such as building, electrical, plumbing, grading, driveway, roadway, etc.), as well as the general public through Requests for Service ("RFS").

Services Provided

The DSA Program provides services relating to code enforcement and the issuance of permits under the jurisdiction of DSA.

Key Activity Goals & Measures

GOALS/OBJECTIVES	SUCCESS MEASUREMENTS	FY 2020 ACTUAL	FY 2021 ESTIMATE	FY 2022 ESTIMATE
Goal #1: Respond to public inquiries efficiently.				
1. Minimize the # of business days taken to create an RFS submitted in person or by mail	# of business days (median) taken to create a RFS submitted in-person or by mail	1	1	1
2. Conduct investigations for grading and drainage issues and compliance with building, electrical and plumbing codes as requested through RFS within five business days from the day of receipt	# of business days (median) taken to conduct an initial site assessment	2	5	2
3. Furnish copies of Building Permits and Certificate of Occupancy as requested via RFS within five business days or less from the date of request	# of business days (median) taken to furnish copies of requested documents	17	5	9

Development Services Administration Program

Program Budget Summary by Fiscal Year – General Fund

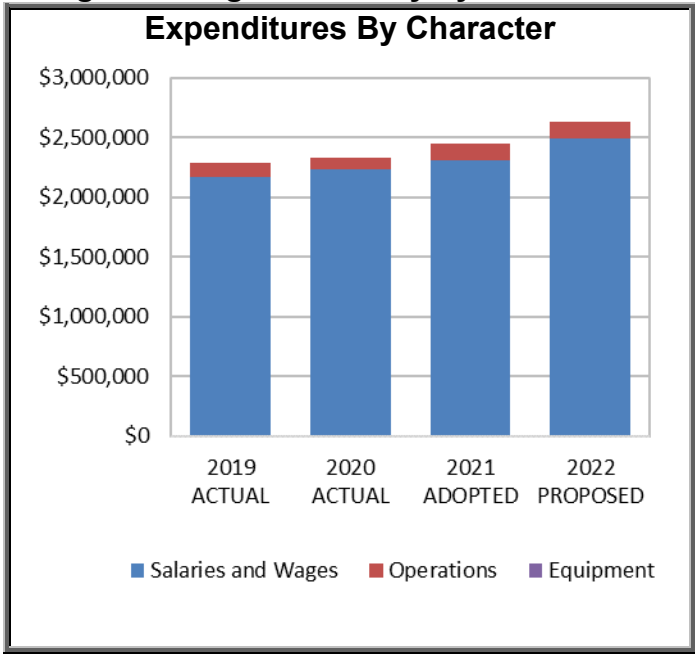

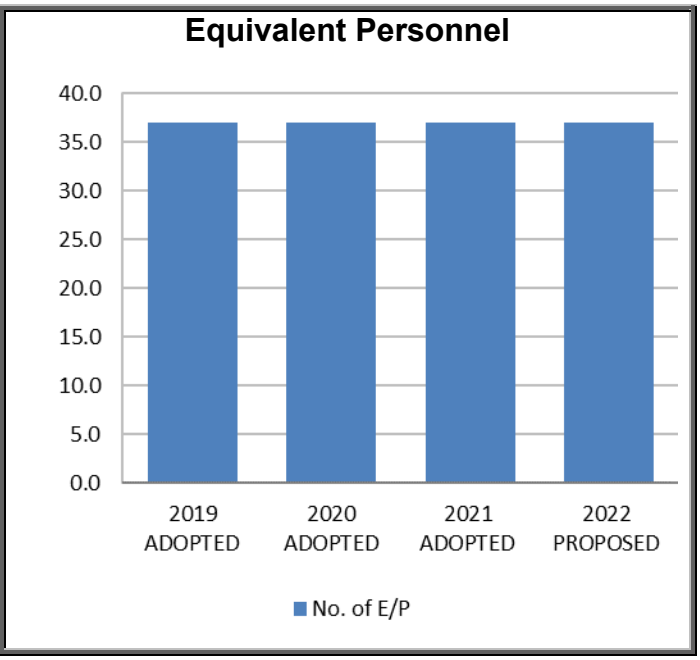

Expenditures Summary by Character & Object – General Fund

CHARACTER/ OBJECT DESCRIPTION	2019 ACTUAL	2020 ACTUAL	2021 ADOPTED	2022 PROPOSED	CHANGE AMOUNT	CHANGE PERCENT
Salaries and Wages						
OTHER PREMIUM PAY	$68,471	$73,771	$36,000	$36,000	$0	N/A
WAGES & SALARIES	$2,101,465	$2,153,912	$2,272,455	$2,455,476	$183,021	8.1%
Salaries and Wages Total	**$2,169,936**	**$2,227,683**	**$2,308,455**	**$2,491,476**	**$183,021**	**7.9%**
Operations						
MATERIALS & SUPPLIES	$26,154	$37,556	$20,637	$31,637	$11,000	53.3%
OTHER COSTS	$4,153	$2,032	$7,300	$7,300	$0	N/A
SERVICES	$15,925	$4,512	$33,473	$22,473	-$11,000	-32.9%
TRAVEL	$21,269	$13,470	$20,200	$20,200	$0	N/A
UTILITIES	$50,597	$45,084	$53,965	$53,965	$0	N/A
Operations Total	**$118,098**	**$102,654**	**$135,575**	**$135,575**	**$0**	**N/A**
Equipment						
LEASE PURCHASES	$0	$0	$0	$0	$0	N/A
MACHINERY & EQUIPMENT	$0	$0	$0	$0	$0	N/A
Equipment Total	**$0**	**$0**	**$0**	**$0**	**$0**	**N/A**
Program Total	**$2,288,034**	**$2,330,338**	**$2,444,030**	**$2,627,051**	**$183,021**	**7.5%**

Development Services Administration Program

Equivalent Personnel Summary by Position Title – General Fund

POSITION TITLE	2019 ADOPTED	2020 ADOPTED	2021 ADOPTED	2022 PROPOSED	CHANGE AMOUNT	CHANGE PERCENT
Engineering Support Technician I	1.0	1.0	1.0	1.0	0.0	0.0%
Assistant Development Services Administrator	1.0	1.0	1.0	1.0	0.0	0.0%
Building Inspector II	7.0	7.0	7.0	7.0	0.0	0.0%
Civil Engineer III	1.0	1.0	1.0	1.0	0.0	0.0%
Civil Engineer V	1.0	1.0	1.0	1.0	0.0	0.0%
Clerk III	2.0	2.0	2.0	2.0	0.0	0.0%
Construction Inspector II	3.0	3.0	3.0	3.0	0.0	0.0%
Development Services Administrator	1.0	1.0	1.0	1.0	0.0	0.0%
Development Services Operations Clerk	1.0	1.0	1.0	1.0	0.0	0.0%
Electrical Engineer III	1.0	1.0	1.0	1.0	0.0	0.0%
Electrical Engineer IV	1.0	1.0	1.0	1.0	0.0	0.0%
Electrical Engineer V	1.0	1.0	1.0	1.0	0.0	0.0%
Electrical Inspector II	4.0	4.0	4.0	4.0	0.0	0.0%
Land Use & Building Plans Examiner	1.0	1.0	1.0	1.0	0.0	0.0%
Land Use & Codes Building Permit Clerk	3.0	3.0	3.0	3.0	0.0	0.0%
Plumbing Inspector II	5.0	5.0	5.0	5.0	0.0	0.0%
Secretary II	1.0	1.0	1.0	1.0	0.0	0.0%
Specialty Plans Examiner II	1.0	1.0	1.0	1.0	0.0	0.0%
Supervising Land Use/ Building Plans Examiner	1.0	1.0	1.0	1.0	0.0	0.0%
Program Total	**37.0**	**37.0**	**37.0**	**37.0**	**0.0**	**0.0%**

Continuation Budget Changes (+/- $10,000) from FY 2021 Adopted Budget

EXPLANATION OF BUDGET CHANGES	CHANGE AMOUNT	CHANGE E/P
Salaries and Wages		
WAGES & SALARIES:		
916031A-5101 Regular Wages: Adjustment in salaries due to the Collective Bargaining Agreement increase, position reallocation, restore funding for Electrical Engineer II, Civic Engineer V and Plumbing Inspector II from 9 months to 12 months, and position filled at a lower level.	$183,021	0.0
Operations		
MATERIALS & SUPPLIES:		
916031B-6037 Office Supplies: Budget transferred $8,000 from 916031B-6132 and $3,000 from 916031B-6138.	$11,000	
Equipment		
None	$0	

Expansion Budget Request from FY 2021 Adopted Budget

EXPLANATION OF BUDGET CHANGES	CHANGE AMOUNT	CHANGE E/P
Salaries and Wages		
None	$0	0.0
Operations		
None	$0	
Equipment		
None	$0	
TOTAL EXPANSION BUDGET	**$0**	**0.0**

DSA – Building Permit Program

Program Description

The DSA-Building Permit Program collects a plan review fee from each building permit applicant. The fees are used to facilitate the building permit process. The program performs plan check and inspection services, as well as permit clerk services, which include distribution, monitoring of permit status and maintaining the permit tracking system.

Countywide Outcome(s)

The DSA – Building Permit Program supports the following countywide outcome(s):

- Affordable, Healthy, and Thriving Community
- Strong and Diversified Economy
- Environmentally Responsible and Sustainable Community
- Well-planned Public Infrastructure
- Prepared, Safe, and Livable County

Population Served

The DSA – Building Permit Program serves the applicants for building, electrical and plumbing permits.

Services Provided

The DSA – Building Permit Program issues building, electrical and plumbing permits, and performs building, electrical and plumbing inspections.

Key Activity Goals & Measures

GOALS/OBJECTIVES	SUCCESS MEASUREMENTS	FY 2020 ACTUAL	FY 2021 ESTIMATE	FY 2022 ESTIMATE
Goal #1: Process building, electrical, and plumbing permit applications efficiently.				
1. Review building permit applications for building code compliance and respond to applicants with concise and clear information within 15 business days or less	# of business days taken to review building permit applications for building code compliance for new, single-family dwellings	14	5	12
	# of business days taken to review building permit applications for building code compliance for residential additions and alterations	16	7	13
	# of business days taken to review building permit applications for building code compliance for new commercial buildings and tenant improvements	14	5	11

DSA – Building Permit Program

Key Activity Goals & Measures (Cont'd)

GOALS/OBJECTIVES	SUCCESS MEASUREMENTS	FY 2020 ACTUAL	FY 2021 ESTIMATE	FY 2022 ESTIMATE
Goal #1: Process building, electrical, and plumbing permit applications efficiently (Cont'd).				
1. Review building permit applications for building code compliance and respond to applicants with concise and clear information within 15 business days or less (Cont'd)	# of business days taken to review building permit applications for building code compliance for other non- residential buildings	9	6	13
2. Conduct final review of approved building permit applications for outstanding requirements within five business days or less	# of business days taken to notify the building permit applicant of permit issuance or to resolve outstanding requirements	8	5	5
3. Issue electrical and plumbing permits within 30 days after application is deemed complete as mandated by the Maui County Code	% of plumbing permits issued within 30 days after application is deemed complete	100%	99%	100%
	% of electrical permits issued within 30 days after application is deemed complete	98%	98%	100%
Goal #2: Provide expert inspection services as required by the Maui County Code.				
1. Conduct thorough code inspections within two working days of the requested inspection date for building, electrical, and plumbing permits	% of inspections made within two working days of the requested inspection date for building, electrical, and plumbing permits	98%	98%	99%

DSA – Building Permit Program

Program Budget Summary by Fiscal Year – Revolving Fund

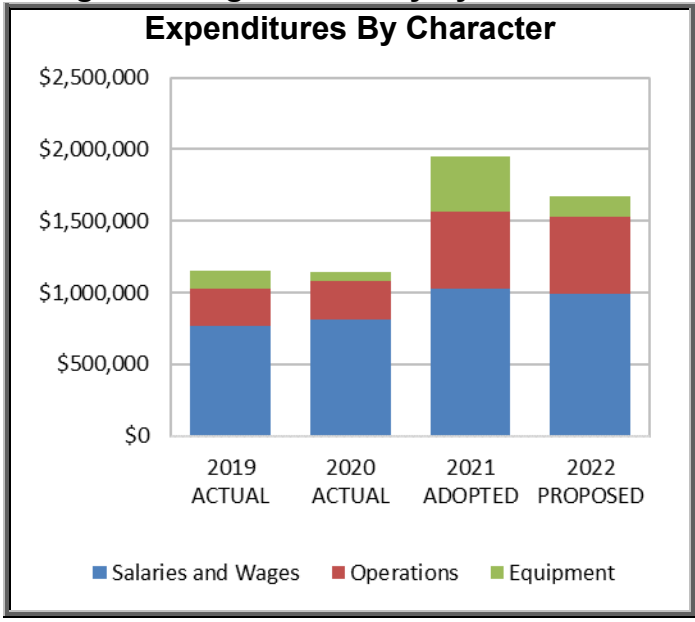

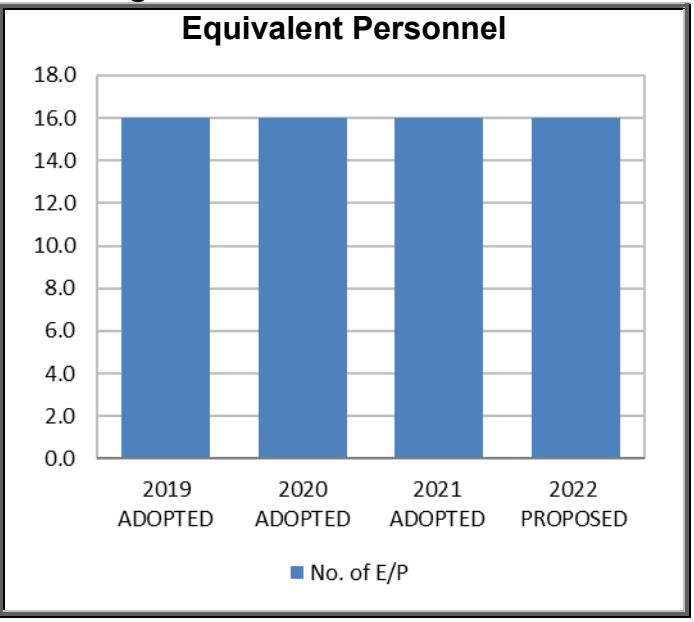

Expenditures Summary by Character & Object – Revolving Fund

CHARACTER/ OBJECT DESCRIPTION	2019 ACTUAL	2020 ACTUAL	2021 ADOPTED	2022 PROPOSED	CHANGE AMOUNT	CHANGE PERCENT
Salaries and Wages						
OTHER PREMIUM PAY	$13,828	$36,741	$182,563	$116,308	-$66,255	-36.3%
WAGES & SALARIES	$749,902	$779,911	$842,412	$873,924	$31,512	3.7%
Salaries and Wages Total	**$763,730**	**$816,652**	**$1,024,975**	**$990,232**	**-$34,743**	**-3.4%**
Operations						
MATERIALS & SUPPLIES	$1,363	$372	$36,700	$36,700	$0	N/A
OTHER COSTS	$218,719	$233,307	$280,500	$280,500	$0	N/A
SERVICES	$40,314	$21,522	$205,000	$205,000	$0	N/A
TRAVEL	$6,177	$6,943	$7,000	$7,000	$0	N/A
UTILITIES	$0	$0	$8,000	$8,000	$0	N/A
Operations Total	**$266,573**	**$262,143**	**$537,200**	**$537,200**	**$0**	**N/A**
Equipment						
MACHINERY & EQUIPMENT	$125,294	$61,516	$391,000	$145,000	-$246,000	-62.9%
Equipment Total	**$125,294**	**$61,516**	**$391,000**	**$145,000**	**-$246,000**	**-62.9%**
Program Total	**$1,155,596**	**$1,140,311**	**$1,953,175**	**$1,672,432**	**-$280,743**	**-14.4%**

DSA – Building Permit Program

Equivalent Personnel Summary by Position Title – Revolving Fund

POSITION TITLE	2019 ADOPTED	2020 ADOPTED	2021 ADOPTED	2022 PROPOSED	CHANGE AMOUNT	CHANGE PERCENT
Civil Engineer III	1.0	1.0	1.0	1.0	0.0	0.0%
Clerk III	1.0	1.0	1.0	1.0	0.0	0.0%
Computer Applications Support Technician III	1.0	1.0	1.0	1.0	0.0	0.0%
Electrical Inspector II	1.0	1.0	1.0	1.0	0.0	0.0%
Engineering Construction Clerk	1.0	1.0	1.0	1.0	0.0	0.0%
Engineering Support Technician II	1.0	1.0	1.0	1.0	0.0	0.0%
Land Use & Building Plans Examiner	3.0	3.0	3.0	3.0	0.0	0.0%
Land Use & Codes Building Permit Clerk	4.0	4.0	4.0	4.0	0.0	0.0%
Specialty Plans Examiner III	1.0	1.0	1.0	1.0	0.0	0.0%
Supervising Building Inspector	1.0	1.0	1.0	1.0	0.0	0.0%
Supervising Plumbing Inspector	1.0	1.0	1.0	1.0	0.0	0.0%
Program Total	**16.0**	**16.0**	**16.0**	**16.0**	**0.0**	**0.0%**

Highways Administration Program

Program Description

The Highways Administration Program provides policy guidance, administrative oversight, and support services to the Road, Bridge, and Drainage Maintenance Program, Garage Services Program, and Traffic Management Program of the Highways Division, and provides emergency management services to the County of Maui that would protect life, property, and the environment.

Countywide Outcome(s)

The Highways Administration Program supports the following countywide outcome(s):

- Affordable, Healthy, and Thriving Community
- Strong and Diversified Economy
- Environmentally Responsible and Sustainable Community
- Well-planned Public Infrastructure
- Prepared, Safe, and Livable County

Population Served

The Highways Administration Program provides policy guidance, administrative oversight, and support services to the employees of the Highways Division. Emergency management services are provided to the resident and visitor population of the County of Maui.

Services Provided

The Highways Administration Program provides policy guidance, administrative oversight, support services, and emergency management services.

Key Activity Goals & Measures

GOALS/OBJECTIVES	SUCCESS MEASUREMENTS	FY 2020 ACTUAL	FY 2021 ESTIMATE	FY 2022 ESTIMATE
Goal #1: Retain, develop, and recruit a capable, motivated, and diverse workforce.				
1. Maintain an average of 20 hours or more annually for supervisors to attend leadership trainings	Average leadership training hours provided to supervisors annually	33	20	20
2. Provide at least 8 hours of safety training annually to each employee	Average safety training hours provided to each employee	28	10	16
3. Provide heavy equipment operator training	# employees provided operator training	48	40	40

Highways Administration Program

Program Budget Summary by Fiscal Year – Highway Fund

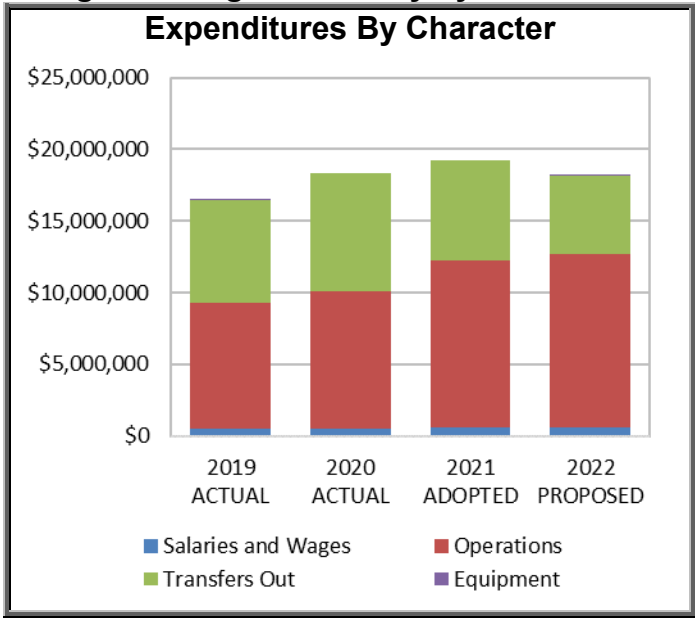

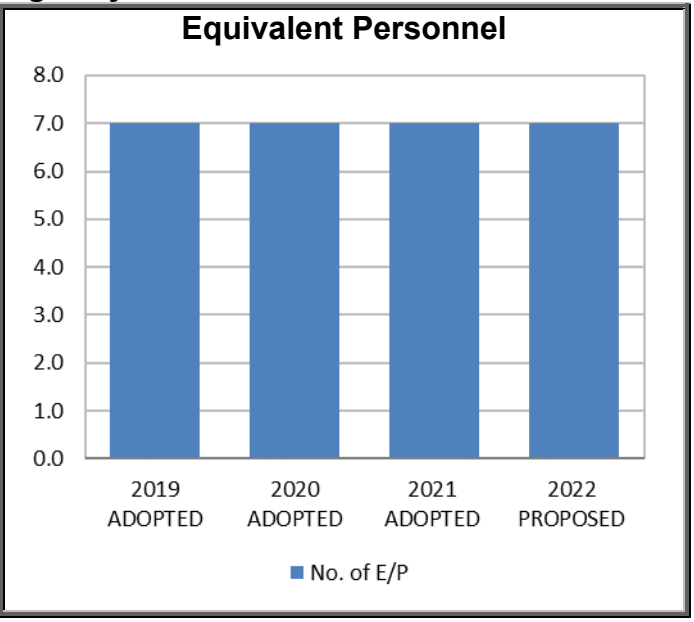

Expenditures Summary by Character & Object – Highway Fund

CHARACTER/ OBJECT DESCRIPTION	2019 ACTUAL	2020 ACTUAL	2021 ADOPTED	2022 PROPOSED	CHANGE AMOUNT	CHANGE PERCENT
Salaries and Wages						
OTHER PREMIUM PAY	$15,073	$13,205	$52,082	$10,000	-$42,082	-80.8%
WAGES & SALARIES	$455,702	$476,196	$540,132	$586,320	$46,188	8.6%
Salaries and Wages Total	**$470,775**	**$489,401**	**$592,214**	**$596,320**	**$4,106**	**0.7%**
Operations						
MATERIALS & SUPPLIES	$21,369	$27,532	$10,700	$10,700	$0	N/A
OTHER COSTS	$8,909	$23,971	$9,804	$9,804	$0	N/A
SERVICES	$11,703	$4,257	$11,000	$36,000	$25,000	227.3%
TRAVEL	$48,243	$23,616	$21,500	$21,500	$0	N/A
UTILITIES	$13,153	$13,900	$14,625	$14,625	$0	N/A
INTERFUND COST RECLASSIFICATION	$8,691,785	$9,472,555	$11,601,511	$11,980,710	$379,199	3.3%
Operations Total	**$8,795,163**	**$9,565,831**	**$11,669,140**	**$12,073,339**	**$404,199**	**3.5%**
Transfers Out						
GENERAL FUND	$7,075,302	$8,321,896	$6,842,691	$5,482,516	-$1,360,175	-19.9%
OTHER GOVERNMENTAL FUNDS	$78,267	$0	$127,759	$0	-$127,759	-100.0%
Transfers Out Total	**$7,153,569**	**$8,321,896**	**$6,970,450**	**$5,482,516**	**-$1,487,934**	**-21.3%**
Equipment						
MACHINERY & EQUIPMENT	$73,449	$0	$0	$40,000	$40,000	100%
Equipment Total	**$73,449**	**$0**	**$0**	**$40,000**	**$40,000**	**100%**
Program Total	**$16,492,956**	**$18,377,127**	**$19,231,804**	**$18,192,175**	**-$1,039,629**	**-5.4%**

**Note: Expenditures include fringe benefits, overhead, and debt service costs.

Highways Administration Program

Equivalent Personnel Summary by Position Title – Highway Fund

POSITION TITLE	2019 ADOPTED	2020 ADOPTED	2021 ADOPTED	2022 PROPOSED	CHANGE AMOUNT	CHANGE PERCENT
Administrative Services Assistant II	1.0	1.0	1.0	1.0	0.0	0.0%
Automotive Services Coordinator	1.0	1.0	1.0	1.0	0.0	0.0%
Chief of Field Operations & Maintenance	1.0	1.0	1.0	1.0	0.0	0.0%
Engineering Support Technician I	1.0	1.0	1.0	1.0	0.0	0.0%
Public Works Construction/ Maintenance Superintend	1.0	1.0	1.0	1.0	0.0	0.0%
Safety and Driver Improvement Coordinator	1.0	1.0	1.0	1.0	0.0	0.0%
Secretary II	1.0	1.0	1.0	1.0	0.0	0.0%
Program Total	**7.0**	**7.0**	**7.0**	**7.0**	**0.0**	**0.0%**

Continuation Budget Changes (+/- $10,000) from FY 2021 Adopted Budget

EXPLANATION OF BUDGET CHANGES	CHANGE AMOUNT	CHANGE E/P
Salaries and Wages		
WAGES & SALARIES:		
916502A-5101 Regular Wages: Adjustment in salaries due to the Collective Bargaining Agreement, offset by a position filled at a lower level.	$46,188	
OTHER PREMIUM PAY:		
916502A-5250 Salary Adjustments: Deletion of anticipated salary increase in Collective Bargaining Agreement.	-$42,082	
Operations		
INTERFUND COST RECLASSIFICATION:		
916619B-6370 Retirement System Charges: Adjustment based on Fringe Benefits Rates for Calendar Year 2021.	$14,620	
916627B-6320 Hawaii Employer-Union Trust Fund: Adjustment based on Fringe Benefits Rates for Calendar Year 2021.	$124,983	
916636B-6383 OPEB contributions: Adjustment based on the OPEB based on Fringe Benefits Rates for Calendar Year 2021.	$191,400	
916833B-6350 Overhead Charges/Admin Cost: Adjustment based on the Cost Allocation Plan.	$43,536	
Transfers Out		
GENERAL FUND:		
916635B-7510 General Fund: Adjustment for the debt service cost per the Debt Service Schedule.	-$1,360,175	
OTHER GOVERNMENTAL FUNDS:		
916638B-7542 Bikeway Fund: Deletion of funding.	-$127,759	
Equipment		
None	$0	

Highways Administration Program

Expansion Budget Request from FY 2021 Adopted Budget

EXPLANATION OF BUDGET CHANGES	CHANGE AMOUNT	CHANGE E/P
Salaries and Wages		
None		0.0
Operations		
SERVICES:		
916502B-6127 Laboratory Services: Additional funding for OSHA blood borne pathogen vaccinations ($250 per person x 100 people).	$25,000	
Equipment		
MACHINERY & EQUIPMENT		
916502C-7040 Motor Vehicles: Replacement of one pick up truck at $40,000 (CM 1177).	$40,000	
TOTAL EXPANSION BUDGET	**$65,000**	**0.0**

Highways Administration Program

Program Budget Summary by Fiscal Year – Grant Revenue Fund

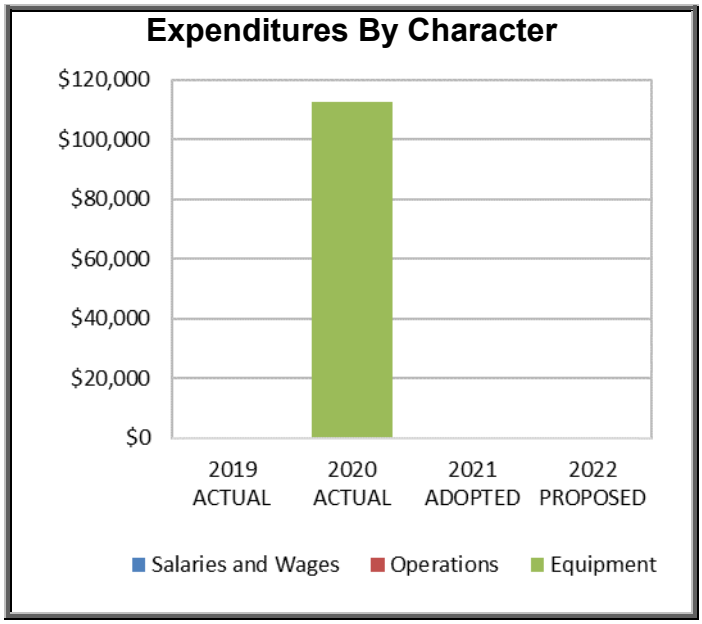

Expenditures Summary by Character & Object – Grant Revenue Fund

CHARACTER/ OBJECT DESCRIPTION	2019 ACTUAL	2020 ACTUAL	2021 ADOPTED	2022 PROPOSED	CHANGE AMOUNT	CHANGE PERCENT
Salaries and Wages						
WAGES & SALARIES	$0	$0	$0	$0	$0	N/A
Salaries and Wages Total	**$0**	**$0**	**$0**	**$0**	**$0**	**N/A**
Operations						
OTHER COSTS	$0	$0	$0	$0	$0	N/A
Operations Total	**$0**	**$0**	**$0**	**$0**	**$0**	**N/A**
Equipment						
MACHINERY & EQUIPMENT	$0	$112,500	$0	$0	$0	N/A
Equipment Total	**$0**	**$112,500**	**$0**	**$0**	**$0**	**N/A**
Program Total	**$0**	**$112,500**	**$0**	**$0**	**$0**	**N/A**

Equivalent Personnel Summary by Position Title – Grant Revenue Fund

The Administration Program does not have equivalent personnel funded through the Grant Revenue Fund.

Road, Bridge, and Drainage Maintenance Program

Program Description

The Road, Bridge, and Drainage Maintenance Program protects the public's investment in its highway infrastructure by providing a program of pavement preservation, cleaning, and maintaining drainage facilities, and by supporting the maintenance of its bridges. In doing so, the program protects the public's health, safety, and property.

Countywide Outcome(s)

The Road, Bridge and Drainage Program supports the following countywide outcome(s):

- Affordable, Healthy, and Thriving Community
- Strong and Diversified Economy
- Environmentally Responsible and Sustainable Community
- Well-planned Public Infrastructure
- Prepared, Safe, and Livable County

Population Served

This program serves the residents, businesses, and visitors of the County of Maui.

Services Provided

The Road, Bridge, and Drainage Maintenance Program provides road, bridge, and drainage maintenance, in addition to disaster response, mitigation, and recovery assistance. Services are provided through six district offices, which include: Wailuku, Makawao, Lahaina, Hana, Molokai, and Lanai.

Key Activity Goals & Measures

GOALS/OBJECTIVES	SUCCESS MEASUREMENTS	FY 2020 ACTUAL	FY 2021 ESTIMATE	FY 2022 ESTIMATE
Goal #1: Effectively maintain County streets and drainage facilities and develop sustainable roadways to extend pavement lifespan and minimize capital improvement costs.				
1. Extend the lifespan of county streets and drainage facilities	# of lane miles of roads slurry sealed (microsurfaced) in-house (countywide) annually	15	15	15
	# of lane miles of roads re-surfaced in-house (countywide) annually	10	5	7
Goal #2: Improve effectiveness and efficiency of program's service by providing timely response to service requests.				
1. Respond to requests to repair potholes within 24 hours	% of potholes reported that have been repaired within 24 hours	95%	95%	95%

Road, Bridge, and Drainage Maintenance Program

Program Budget Summary by Fiscal Year – Highway Fund

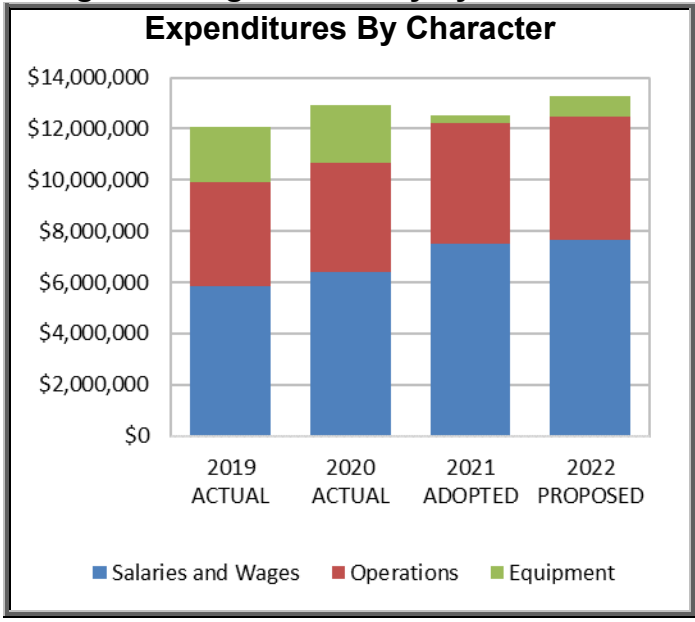

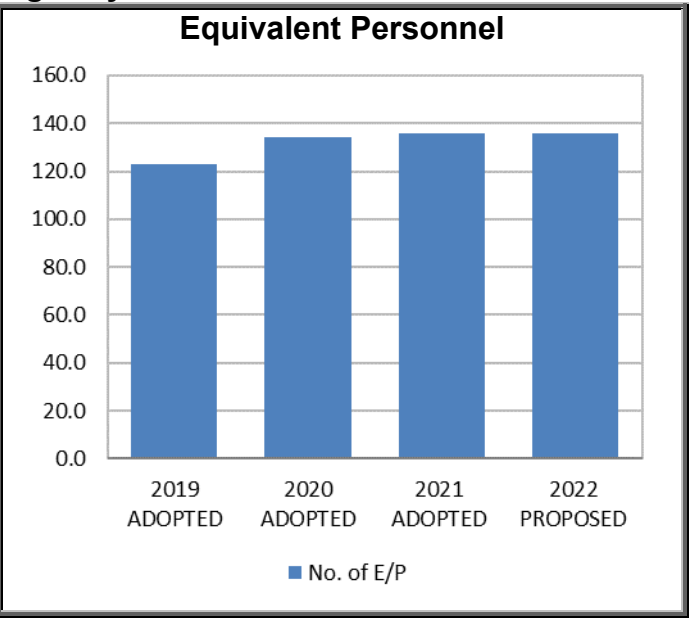

Expenditures Summary by Character & Object – Highway Fund

CHARACTER/ OBJECT DESCRIPTION	2019 ACTUAL	2020 ACTUAL	2021 ADOPTED	2022 PROPOSED	CHANGE AMOUNT	CHANGE PERCENT
Salaries and Wages						
OTHER PREMIUM PAY	$165,669	$278,772	$290,495	$173,000	-$117,495	-40.4%
WAGES & SALARIES	$5,696,046	$6,140,047	$7,226,963	$7,510,692	$283,729	3.9%
Salaries and Wages Total	**$5,861,715**	**$6,418,818**	**$7,517,458**	**$7,683,692**	**$166,234**	**2.2%**
Operations						
MATERIALS & SUPPLIES	$1,534,729	$1,730,369	$1,890,154	$1,913,654	$23,500	1.2%
OTHER COSTS	$63,530	$64,164	$40,350	$48,350	$8,000	19.8%
SERVICES	$181,486	$235,467	$219,918	$184,418	-$35,500	-16.1%
TRAVEL	$4,283	$1,505	$7,035	$7,035	$0	N/A
UTILITIES	$2,265,191	$2,220,628	$2,560,364	$2,564,364	$4,000	0.2%
Operations Total	**$4,049,220**	**$4,252,132**	**$4,717,821**	**$4,717,821**	**$0**	**N/A**
Equipment						
MACHINERY & EQUIPMENT	$2,161,374	$2,264,630	$299,000	$830,000	$531,000	177.6%
Equipment Total	**$2,161,374**	**$2,264,630**	**$299,000**	**$830,000**	**$531,000**	**177.6%**
Program Total	**$12,072,309**	**$12,935,580**	**$12,534,279**	**$13,231,513**	**$697,234**	**5.6%**

Equivalent Personnel Summary by Position Title – Highway Fund

POSITION TITLE	2019 ADOPTED	2020 ADOPTED	2021 ADOPTED	2022 PROPOSED	CHANGE AMOUNT	CHANGE PERCENT
Administrative Services Assistant I	6.0	6.0	6.0	6.0	0.0	0.0%
Construction Equipment Mechanic I	0.0	1.0	1.0	1.0	0.0	0.0%
Equipment Operator III	19.0	19.0	19.0	19.0	0.0	0.0%
Equipment Operator IV	23.0	25.0	26.0	26.0	0.0	0.0%
Highway Construction & Maintenance Supervisor I	9.0	10.0	10.0	10.0	0.0	0.0%
Highway Construction & Maintenance Supervisor I	1.0	1.0	1.0	1.0	0.0	0.0%
Highway Construction & Maintenance Supervisor II	2.0	2.0	2.0	2.0	0.0	0.0%
Highways Const & Maint Supervisor I			0.0	0.0	0.0	0%
Laborer II	39.0	45.0	45.0	45.0	0.0	0.0%

Equivalent Personnel Summary by Position Title – Highway Fund (Cont'd)

POSITION TITLE	2019 ADOPTED	2020 ADOPTED	2021 ADOPTED	2022 PROPOSED	CHANGE AMOUNT	CHANGE PERCENT
Public Works District Supervisor I	3.0	4.0	4.0	4.0	0.0	0.0%
Public Works District Supervisor II	2.0	2.0	2.0	2.0	0.0	0.0%
Public Works Highway Utility Worker	4.0	4.0	4.0	4.0	0.0	0.0%
Public Works Lanai District Supervisor	1.0	1.0	1.0	1.0	0.0	0.0%
Public Works Operations & Maintenance Worker I	1.0	1.0	1.0	1.0	0.0	0.0%
Street Sweeper Operator	4.0	4.0	4.0	4.0	0.0	0.0%
Tractor Mower Operator	9.0	9.0	9.0	9.0	0.0	0.0%
Utility Worker			1.0	1.0	0.0	0.0%
Program Total	**123.0**	**134.0**	**136.0**	**136.0**	**0.0**	**0.0%**

Continuation Budget Changes (+/- $10,000) from FY 2021 Adopted Budget

EXPLANATION OF BUDGET CHANGES	CHANGE AMOUNT	CHANGE E/P
Salaries and Wages		
WAGES & SALARIES:		
916389A-5101 Regular Wages: Adjustment in salaries due to the Collective Bargaining Agreement increase, position reallocation, and increase Equipment Operator IV to full salary expansion position in FY 2021.	$59,473	0.0
916528A-5101 Regular Wages: Adjustment in salaries due to the Collective Bargaining Agreement increase.	$49,380	0.0
916536A-5101 Regular Wages: Adjustment in salaries due to the Collective Bargaining Agreement increase.	$44,160	0.0
916544A-5101 Regular Wages: Adjustment in salaries due to the Collective Bargaining Agreement increase and increase Utility Worker to full year salary expansion position in FY 2021.	$59,628	0.0
916551A-5101 Regular Wages: Adjustment in salaries due to the Collective Bargaining Agreement increase.	$32,052	0.0
916569A-5101 Regular Wages: Adjustment in salaries due to the Collective Bargaining Agreement increase.	$25,728	
916577A-5101 Regular Wages: Adjustment in salaries due to the Collective Bargaining Agreement increase.	$13,308	0.0
OTHER PREMIUM PAY:		
916528A-5250 Salary Adjustments: Deletion of anticipated salary increase in Collective Bargaining Agreement.	-$28,141	0.0
916536A-5250 Salary Adjustments: Deletion of anticipated salary increase in Collective Bargaining Agreement.	-$24,632	
916544A-5250 Salary Adjustments: Deletion of anticipated salary increase in Collective Bargaining Agreement.	-$15,597	
916551A-5250 Salary Adjustments: Deletion of anticipated salary increase in Collective Bargaining Agreement.	-$18,541	
916569A-5250 Salary Adjustments: Deletion of anticipated salary increase in Collective Bargaining Agreement.	-$13,853	
Operations		
MATERIALS & SUPPLIES:		
916389B-6031 Repairs & Maintenance Supplies: Budget transferred from $25,000 from 916528B-6047 and $30,000 from 919528B-6129.	$55,000	
916528B-6047 Road Patching Materials: Budget transferred to various subobject codes within the same index code $41,000 to 916528B and $25,000 to 916389B-6031.	-$66,000	

Road, Bridge, and Drainage Maintenance Program

Continuation Budget Changes (+/- $10,000) from FY 2021 Adopted Budget (Cont'd)

EXPLANATION OF BUDGET CHANGES	CHANGE AMOUNT	CHANGE E/P
Operations		
MATERIALS & SUPPLIES:		
916528B-6051 Safety Supplies: Budget transferred from 916528B-6047.	$10,000	
916536B-6005 Auto Parts: Budget transferred to 916536B-6012.	-$10,000	
916536B-6012 Contruction Materials: Budget transferred from 916536B-6005.	$10,000	
916551B-6047 Road Patching Materials: Budget transferred to various subobject codes within the same index code (916551B)	-$12,000	
SERVICES:		
916528B-6129 Other Services: Budget transferred to 916389B-6031.	-$30,000	
OTHER COSTS:		
916528B-6233 Rental of Machinery & Equipment: Budget transferred from 916528B-6235.	$11,000	
916528B-6235 Rental: Budget transferred to 916528B-6233.	-$11,000	
Equipment		
MACHINERY AND EQUIPMENT:		
916538C-7044 Other Equipment: Deletion of one-time FY 2021 appropriation.	-$70,000	
916544C-7044 Other Equipment: Deletion of one-time FY 2021 appropriation.	-$125,000	
916569C-7040 Motor Vehicles: Deletion of one-time FY 2021 appropriation.	-$100,000	

Expansion Budget Request from FY 2021 Adopted Budget

EXPLANATION OF BUDGET CHANGES	CHANGE AMOUNT	CHANGE E/P
Salaries and Wages		
None	$0	0.0
Operations		
None	$0	
Equipment		
MACHINERY AND EQUIPMENT:		
916528C-7040 Motor Vehicles: Replacement of one flatbed patch truck at $100,000 (CM 1135), replacement of one 1 Ton Crew Cab Truck at $70,000 (CM 1198).	$170,000	
916536C-7044 Other Equipment: Replacement of one 20 Ton Tilt Top Trailer at $80,000 and replacement of one Tractor Mower with Rear Rotary Deck (#194) at $90,000.	$170,000	
916544C-7040 Motor Vehicles: Replacement of one regular Cab Pick Up Truck at $40,000 (CM 1325).	$40,000	
916551C-7044 Other Equipment: Replacement of two tractor mower with Rear Rotary Deck and Sickle at $90,000 each (CM158 & CM181).	$180,000	
916569C-7040 Motor Vehicles: Replacement of one F-350 SD 4x4 Crew Cab Flat Bed/Lift gate at $90,000 (CM 1071).	$90,000	
916569C-7044 Other Equipment: Replacement of one Tractor Mower with Rear Rotary Deck at $95,000 (CM 159).	$95,000	
916577C-7044 Other Equipment: Replacement of one Pavement Roller at $85,000.	$85,000	
TOTAL EXPANSION BUDGET	**$830,000**	**0.0**

Traffic Management Program

Program Description

The Traffic Management Program provides for the safety of the traveling public by establishing and maintaining clear directions and controls on the use of roads through its traffic signs, pavement markings, and traffic signals.

Countywide Outcome(s)

The Traffic Management Program supports the following countywide outcome(s):

- Affordable, Healthy, and Thriving Community
- Well-planned Public Infrastructure
- Prepared, Safe, and Livable County

Population Served

The Traffic Management Program serves the residents, visitors, and businesses of the County of Maui.

Services Provided

The Traffic Management Program installs, replaces, and upgrades sign posts and signs in accordance with the Manual of Uniform Traffic Control Devices ("MUTCD") and re-stripes pavement markings as required. Repairs and maintains all traffic signal lights under the County's jurisdiction. Repairs and maintains roadside solar-powered emergency call boxes, Rectangular Rapid Flash Beacon (RRFB), Speed Limit/Stop Flashers, school speed radar, and municipal parking lots.

Key Activity Goals & Measures

GOALS/OBJECTIVES	SUCCESS MEASUREMENTS	FY 2020 ACTUAL	FY 2021 ESTIMATE	FY 2022 ESTIMATE
Goal #1: Enable the safe and efficient use of County transportation systems and public spaces by repairing and maintaining County traffic signs, markings, and signals in a timely manner.				
1. Complete the repair and maintenance of County traffic signs and markings to fully comply with the 2009 MUTCD retro reflectivity standards in the next 10 years	% of compliance each year	40%	20%	20%
	# of lane feet restriped each year	47,800	40,000	40,000
	# of crosswalks repainted each year	68	10	20
2. Inspect each of the County's thirty-five signalized intersections at least once per year.	# of traffic signal inspections completed each year	28	35	35

Traffic Management Program

Program Budget Summary by Fiscal Year – Highway Fund

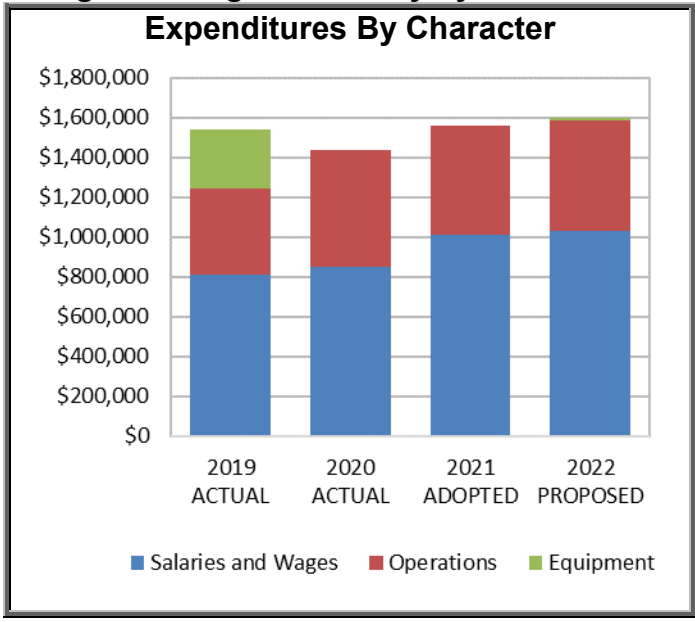

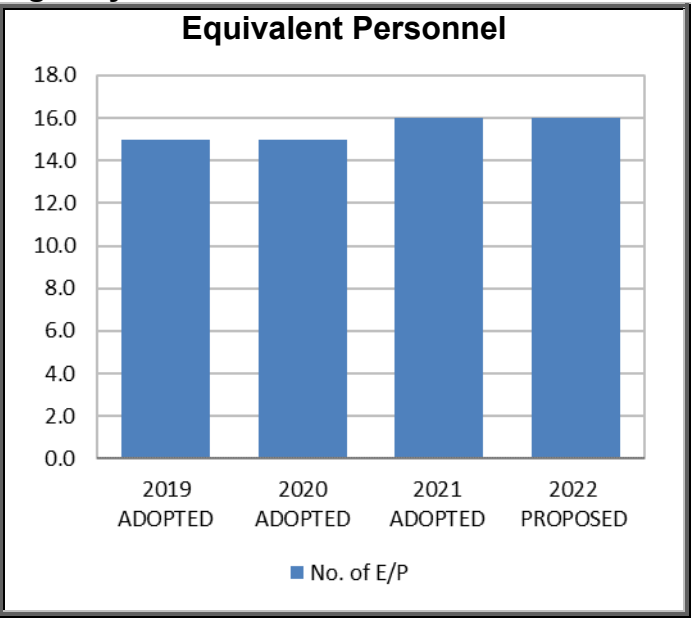

Expenditures Summary by Character & Object – Highway Fund

CHARACTER/ OBJECT DESCRIPTION	2019 ACTUAL	2020 ACTUAL	2021 ADOPTED	2022 PROPOSED	CHANGE AMOUNT	CHANGE PERCENT
Salaries and Wages						
OTHER PREMIUM PAY	$54,940	$65,184	$121,291	$85,000	-$36,291	-29.9%
WAGES & SALARIES	$754,730	$782,356	$886,763	$946,200	$59,437	6.7%
Salaries and Wages Total	**$809,670**	**$847,540**	**$1,008,054**	**$1,031,200**	**$23,146**	**2.3%**
Operations						
MATERIALS & SUPPLIES	$380,713	$489,026	$379,515	$379,515	$0	N/A
OTHER COSTS	$2,725	$8,818	$7,000	$7,000	$0	N/A
SERVICES	$2,938	$38,806	$112,100	$112,100	$0	N/A
TRAVEL	$1,696	$283	$400	$400	$0	N/A
UTILITIES	$46,738	$51,546	$52,880	$52,880	$0	N/A
Operations Total	**$434,810**	**$588,479**	**$551,895**	**$551,895**	**$0**	**N/A**
Equipment						
MACHINERY & EQUIPMENT	$294,947	$0	$0	$12,000	$12,000	N/A
Equipment Total	**$294,947**	**$0**	**$0**	**$12,000**	**$12,000**	**N/A**
Program Total	**$1,539,426**	**$1,436,019**	**$1,559,949**	**$1,595,095**	**$35,146**	**2.3%**

Equivalent Personnel Summary by Position Title – Highway Fund

POSITION TITLE	2019 ADOPTED	2020 ADOPTED	2021 ADOPTED	2022 PROPOSED	CHANGE AMOUNT	CHANGE PERCENT
Clerk III	1.0	1.0	1.0	1.0	0.0	0.0%
Electronic Technician I	2.0	2.0	2.0	2.0	0.0	0.0%
Electronic Technician II	1.0	1.0	1.0	1.0	0.0	0.0%
Traffic Marker - Sign Painter I	3.0	3.0	4.0	4.0	0.0	0.0%
Traffic Marker - Sign Painter II	2.0	2.0	2.0	2.0	0.0	0.0%
Traffic Signs & Markings Helper	4.0	4.0	4.0	4.0	0.0	0.0%
Traffic Signs & Markings Installer	1.0	1.0	1.0	1.0	0.0	0.0%
Traffic Signs/Markings Supervisor II	1.0	1.0	1.0	1.0	0.0	0.0%
Program Total	**15.0**	**15.0**	**16.0**	**16.0**	**0.0**	**0.0%**

Traffic Management Program

Continuation Budget Changes (+/- $10,000) from FY 2021 Adopted Budget

EXPLANATION OF BUDGET CHANGES	CHANGE AMOUNT	CHANGE E/P
Salaries and Wages		
WAGES & SALARIES:		
916601A-5101 Regular Wages: Adjustment in salaries due to the Collective Bargaining Agreement increase, and increase Traffic Marker Sign Painter I to full year salary expansion position in FY 2021.	$54,073	0.0
OTHER PREMIUM PAY:		
916601A-5250 Salary Adjustments: Deletion of anticipated salary increase in Collective Bargaining Agreement.	-$26,951	0.0
Operations		
None		0.0
Equipment		
None	$0	

Expansion Budget Request from FY 2021 Adopted Budget

EXPLANATION OF BUDGET CHANGES	CHANGE AMOUNT	CHANGE E/P
Salaries and Wages		
None	$0	
Operations		
None	$0	
Equipment		
MACHINERY & EQUIPMENT:		
916601C-7044 Other Equipment: Purchase of one Traffic Marking Grinder at $12,000.	$12,000	
TOTAL EXPANSION BUDGET	**$12,000**	**0.0**

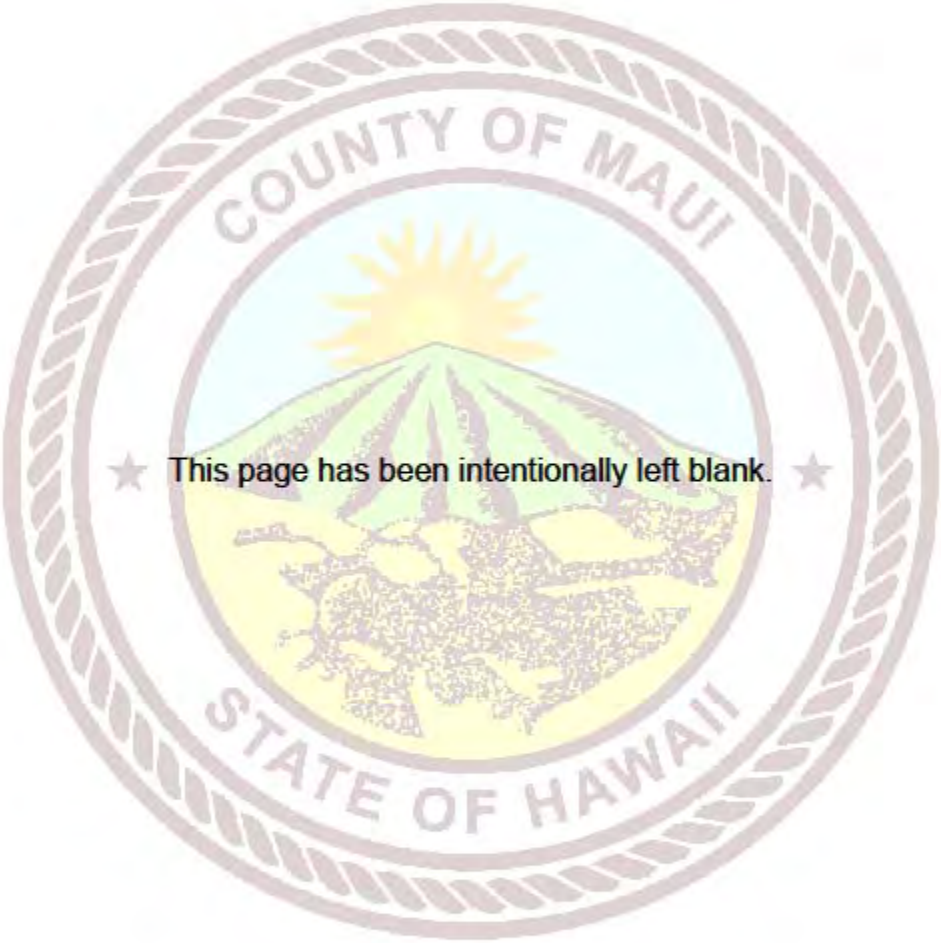

This page has been intentionally left blank.

Transportation

Mayor's Proposed Budget
FY 2022

This page has been intentionally left blank.

Department Summary

Mission

The principle mission of the Maui Department of Transportation ("MDOT") is to oversee and support transportation systems that facilitate the movement of people throughout Maui County, including public transit, commuter, paratransit, human services transit, and air ambulance in a safe, efficient and cost-effective manner.

Countywide Outcome(s)

The Department of Transportation supports the following countywide outcome(s):

- An Affordable, Healthy, and Thriving Community
- A Strong, Diversified Economy
- An Environmentally Responsible and Sustainable Community
- Well-planned Public Infrastructure
- A Prepared, Safe, and Livable County'

Organization Chart

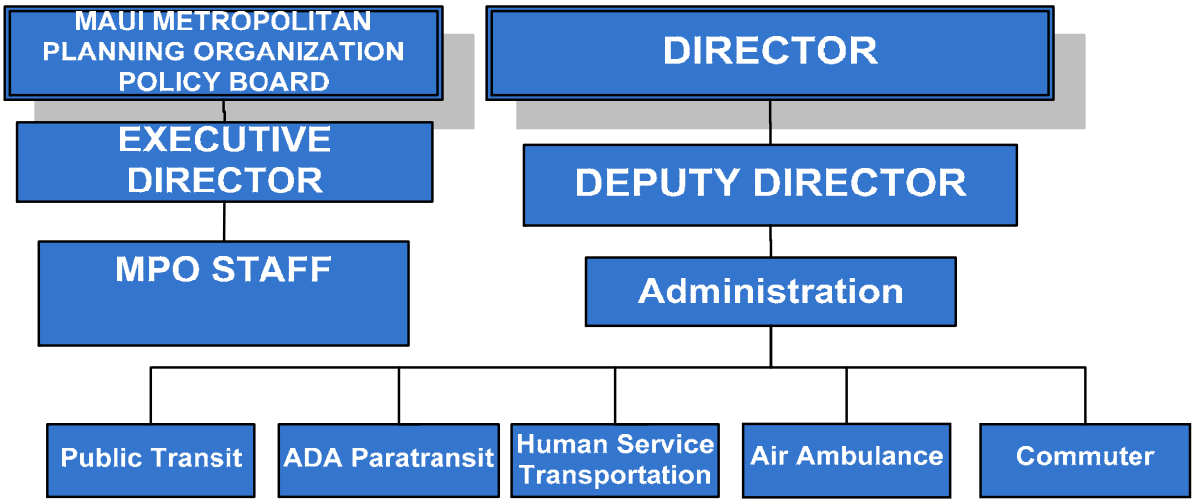

Strategies

Administration Program:

- Plan and build Federal Transportation Administration ("FTA")/ Americans with Disabilities Act-compliant transit amenities.
- Congress requires agencies to report to the National Transportation Database ("NTD") under Title 49 U.S.C. 5335(a): The NTD requires agencies to provide a summary of transit characteristics, including financial and operating statistics through extensive detailed monthly and annual reports.
- Utilize reservation and scheduling software programs for both the ADA paratransit and human services transportation programs to provide accurate reporting for the NTD.
- Utilize Syncromatics CAD/AVL system for the fixed route system to address the NTD reporting requirements.
- FTA is requiring MDOT to become a direct recipient due to its urbanized status. Directive will require additional staff.
- Annually review fleet replacement schedule and initiate purchases as funding permits.
- Continue with departmental education on all levels for any new and existing staff members.

Strategies (Cont'd)

- Prepare Requests for Proposals for necessary services and equipment based on available funds.
- Administratively assist the Maui Metropolitan Planning Organization ("Maui MPO").
- MDOT has moved forward with the Maui Bus Rates and Fee Study that will help the department establish policies and procedures as outlined in the Council's audit on the department as well as make recommendations on a fare structure based on community feedback and industry standards. The study is expected to be completed in early 2021.
- Continue to review the Maui Short Range Transit Plan and to propose and make changes based on community feedback and as funding permits.

Human Services Transportation Program:

- Assist the service provider in meeting the needs of the NTD requirements and riders that fall into a "gap" group in an efficient and cost-effective manner.

Air Ambulance Program:

- Place the amount of funding needed annually in the MDOT budget proposal and ensure a similar match is continued by the State of Hawaii.

Paratransit Program:

- Continue implementation of efficiencies and address NTD reporting requirements within paratransit program while improving quality of service to ridership.
- Insure compliance with NTD and new ADA requirements, and provide educational support to paratransit riders.

Public Transit Program:

- Work with our transportation specialist and vendors to adjust routes to maintain on-time performance, increase ridership and reliability of service.
- Collaborate with community partners and the community at large to increase participation in transit- related forums, educational classes and public outreach to enhance level of service.
- Pursue goals and objectives identified in the Maui Short Range Transit Plan and insure continued FTA compliance.
- Keep a social media presence by updating the public with the latest updates, news and media campaigns regarding the Maui Bus system.

Commuter Program:

- Continue program implementation and evaluate performance as a component of overall public transit.
- Continue to work with hotel association leaders and employer groups to determine transit needs and priorities and implement changes when required.

Strategies (Cont'd)

Maui Metropolitan Planning Organization (Maui MPO):

- 23 United States Code ("U.S.C.") §§ 134-135, and 49 U.S.C. §§ 5303-5304, as amended, federal regulations adopted pursuant thereto, and other federal laws, require that a Metropolitan Planning Organization ("MPO") be designated based on a qualifying population threshold, to act as a decision-making agency and receive certain funds to carry out a "continuing, cooperative, and comprehensive" transportation planning process (3-C Planning Process).
- Chapter 279D, Hawaii Revised Statues ("HRS"), require the State to coordinate the statewide transportation planning process for metropolitan planning areas (MPAs).
- Based on the 2010 United States Census, the geographic area encompassing Kahului, Wailuku, and Paia was found to have a population greater than 50,000 individuals, thus qualifying as an "urbanized area," eligible for designation as an MPO.
- The County of Maui Department of Transportation through its administrative supplemental agreement administratively supports the Maui MPO.
- The Maui MPO is responsible for developing four primary planning and programming work products as follows:
    - The Maui Long Range Transportation Plan (MLRTP)
    - The Transportation Improvement Plan (TIP)
    - The Unified Planning Work Program (UPWP)
    - The Public Participation Plan (PPP)

Operations

The legislative directives that have helped to frame the County's Department of Transportation strategies are taken directly from the County Charter; the County of Maui Short Range Transit Plan (updated in FY 2016); the Focus Maui Nui priority to improve transportation by working to reduce traffic, improve goals, and/or adopt public transportation; and the Key Priorities established by the Mayor, which are to provide well-planned public infrastructure and provide for a prepared, safe and livable county.

Maui County's Department of Transportation administers safe, efficient, integrated, and cost-effective transit systems and is firmly established throughout Maui County as an integral part of each community in their contributions to the overall quality of life for residents and visitors alike. MDOT personnel operate as a team and are continuously engaged in finding creative and cost-effective solutions to the challenges that are posed in a multi-modal transportation delivery system that serves a multi-island community with diverse and changing needs.

- Continue to apply for grants as well as explore all funding options under the Urban Zone Area designation and Fixing America's Surface Transportation Act (FAST Act) programs in cooperation with our Washington, D.C. liaison.
- Continue to access Rural Transit Assistance Program (RTAP) funds to attend conferences to better educate and train the department on new cost-effective technologies and systems.
- Continue to seek the maximum matching funds and access new funding through FTA's small urban zone area formula programs.
- Continue capital projects included in the county's Capital Improvement Plan (CIP) to design, implement and the construction of transit amenities and most recently a Central Maui Transit Hub.
- Continue to provide administrative support with the Maui Metropolitan Planning Organization (Maui MPO).

Department Summary

External Factors Description

Some challenges still remain for the department in achieving its goals and objectives. The largest challenge is the lack of staff that is required to address the current and new increased federal reporting requirements (Public Transportation Safety Program, Title VI, Disadvantaged Business Enterprise (DBE), FTA Asset Management, Limited English Proficiency (LEP), Public Participation Plan (PPP), National Transit Database (NTD), Drug & Alcohol Reporting, Federal Financial Report (FFR), Milestone Progress Reports (MPR) and most recently becoming a FTA Direct Recipient. Becoming a FTA Direct Recipient is required to continue to receive FTA 5307 urban funds as the State will no longer access those funds for the County. These various programs require monthly, quarterly and annual reporting which includes contractor oversight as well as a triennial review. The department has slowly been moving towards converting from paper data collection to electronic systems to address the higher NTD specifications. In addition, the requirements by the FTA in forming an MPO have necessitated additional workload for our existing staff.

COVID-19 has had major impacts to Maui County and public transit was no exception. From school closures, to hotel closures, to massive furloughs, the Department readjusted its services. Maui's first COVID-19 case was announced on March 15, 2020. As the Mayor of the County of Maui established the Public Health Emergency Rules, it limited the usage of public transit services for essential travel only. After monitoring the decrease in ridership, the department suspended some of its Maui Bus Fixed Route and Commuter routes. For the health and safety of our transit drivers and riders, the department placed hand sanitizers in all fixed route, paratransit, commuter and human services transportation vehicles. The department also initiated enhanced cleaning of all fixed route buses actively on the road three times a day while they are on layover at the perspective hubs. All fixed route vehicles get thoroughly cleaned at its end of shift. For paratransit and human services vehicles, the drivers assigned to the vehicles do wipe downs between clients and those same vehicles are also thoroughly cleaned at the end of the night. As facemasks are required to ride public transit, the department has been providing masks to drivers and riders. While many drivers and riders already have masks there are riders who may not have access to masks. It was important to have availability of masks for riders as public transit is a lifeline for many. The department continues to work closely with its contractors as it relates to COVID-19 response.

Department Summary

Department Budget Summary by Fund

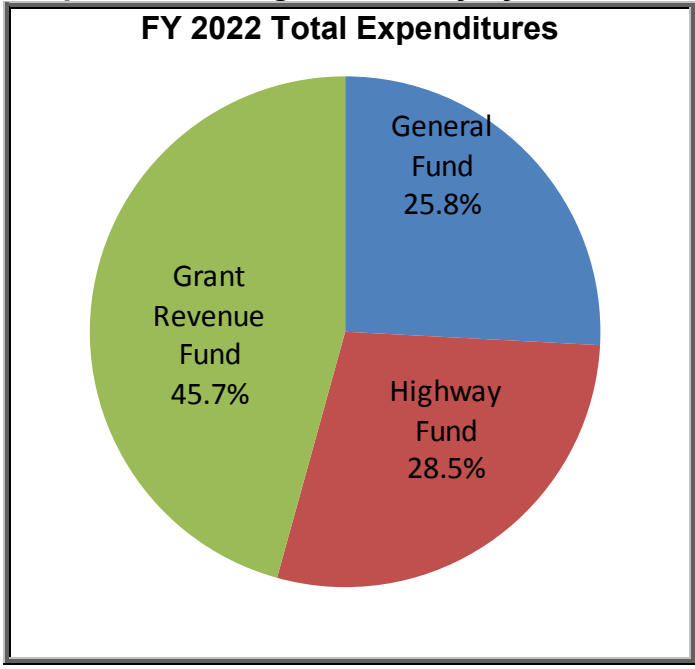

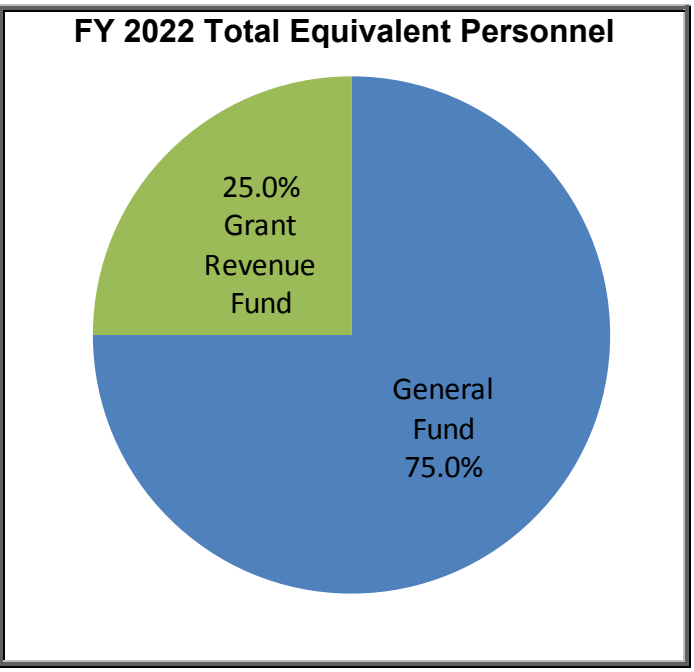

Department Budget Summary by Fiscal Year

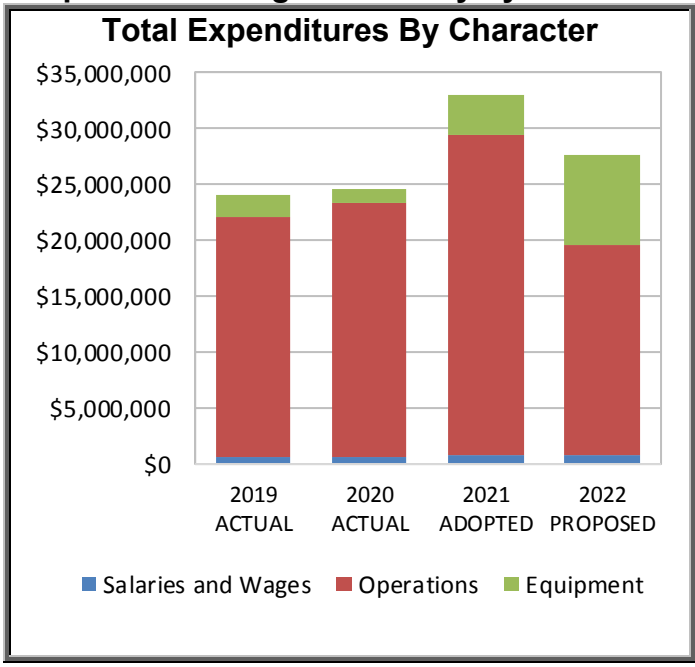

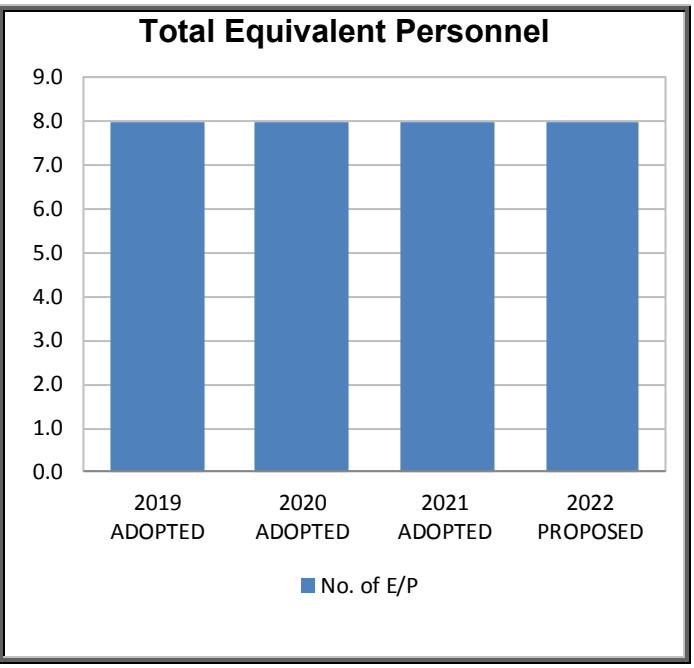

Department Summary

Expenditures Summary by Character & Object

CHARACTER/ OBJECT DESCRIPTION	2019 ACTUAL	2020 ACTUAL	2021 ADOPTED	2022 PROPOSED	CHANGE AMOUNT	CHANGE PERCENT
Salaries and Wages						
OTHER PREMIUM PAY	$3,239	$1,433	$5,000	$5,000	$0	N/A
WAGES & SALARIES	$516,413	$660,642	$692,703	$707,937	$15,234	2.2%
Salaries and Wages Total	**$519,652**	**$662,075**	**$697,703**	**$712,937**	**$15,234**	**2.2%**
Operations						
MATERIALS & SUPPLIES	$4,271	$2,214	$4,023	$4,023	$0	N/A
OTHER COSTS	$7,458,998	$7,879,120	$13,807,321	$10,646,092	-$3,161,229	-22.9%
SERVICES	$13,523,105	$14,633,297	$13,906,703	$6,421,818	-$7,484,885	-53.8%
TRAVEL	$24,273	$17,150	$12,900	$13,700	$800	6.2%
UTILITIES	$2,195	$3,031	$3,300	$3,300	$0	N/A
SPECIAL PROJECTS	$200	$1,158	$0	$0	$0	N/A
BUDGETED EXPENDITURES	$482,691		$790,000	$1,550,000	$760,000	96.2%
INTERFUND COST RECLASSIFICATION	$97,323	$30,234	$113,964	$113,964	$0	N/A
Operations Total	**$21,593,056**	**$22,566,204**	**$28,638,211**	**$18,752,897**	**-$9,885,314**	**-34.5%**
Equipment						
LEASE PURCHASES	$5,508	$3,578	$2,500	$2,500	$0	N/A
MACHINERY & EQUIPMENT	$1,930,765	$1,405,358	$3,700,000	$8,200,000	$4,500,000	121.6%
Equipment Total	**$1,936,272**	**$1,408,936**	**$3,702,500**	**$8,202,500**	**$4,500,000**	**121.5%**
Department Total	**$24,048,980**	**$24,637,215**	**$33,038,414**	**$27,668,334**	**-$5,370,080**	**-16.3%**

Equivalent Personnel Summary by Program

POSITION TITLE	2019 ADOPTED	2020 ADOPTED	2021 ADOPTED	2022 PROPOSED	CHANGE AMOUNT	CHANGE PERCENT
Administration Program	8.0	8.0	8.0	8.0	0.0	0.0%
Department Total	**8.0**	**8.0**	**8.0**	**8.0**	**0.0**	**0.0%**

Administration Program

Program Description

The Department of Transportation's Administration Program is currently comprised of six employees. These staff members oversee and manage the five programs within the department: Public Transit Program; Commuter Service Program; Paratransit Program; Human Service Transit Program; and Air Ambulance Program. The department also provides administrative support to the Maui MPO.

The department oversees the bus replacement and fleet management operations, which includes securing and monitoring FTA grant funds and working with the State Department of Transportation to access needed capital. The department is responsible for a public transit fleet of 62 vehicles (32 fixed-route and 30 paratransit) and monitors the useful life of each vehicle to ensure they are safe and reliable. The average age of the fixed-route fleet is 7 years with an average mileage of 352,000 miles. The average age of the paratransit fleet is 6 years with an average mileage of 186,000 miles.

The department oversees its Capital Improvement Program ("CIP"), which involves the review of all bus stop determined whether ridership meets the designated threshold for a shelter. If so, then the department will move forward with the design and construction of bus shelter amenities throughout Maui. While not all stops will be eligible for a shelter, some may qualify for site improvements such as ADA improvements and seating. Of the 211 existing Maui Bus stops, 45 shelters have been built. The department has broken ground for the construction of the Central Maui Transit Hub. The County has committed planning, design and construction funds and the State has committed some construction funds through the Hawaii Housing Finance and Development Corporation (HHFDC). The anticipated relocation of its current Transit Hub from the Queen Ka'ahumanu Shopping Center to the new Central Maui Transit Hub at Vevau Street will be in mid FY2022.

Based on the 2010 United States Census, the geographic area encompassing Kahului, Wailuku, and Paia was found to have a population greater than 50,000 individuals, thus being designated as an urban zone area (UZA). With this designation, a Metropolitan Planning Organization needed to be established. The Maui MPO is administratively attached to MDOT based on the administrative supplemental agreement between MDOT and the Maui MPO. Any and all Federal and matching funds spent by the Maui MPO passes through MDOT. Along with the department needing to support the MPO, more detailed reporting is now required by the National Transit Database (NTD).

The Administration Program is funded by both General and Highway Funds. The General Fund provides appropriation for the Administration Program's salaries and wages, premium pay, operations and on-going lease equipment. It also provides appropriations for bus procurement, while the Highway Fund provides appropriations for the Public Transit Program. The Program Summary, Budget Details, and Changes from FY 2021 Adopted Budget sections for this program are separated by fund and presented on the following pages.

This program also includes Grant Revenue Programs. Funding from Grant Revenue Programs will continue to be received from the FTA under the Fixing America's Surface Transportation Act (FAST Act) and the Urbanized Area Formula programs. These include Statewide Transportation Planning Program 5305, Urbanized Area Formula Program 5307, Section 5339 Rural Formula Funds (formerly 5309), Section 5339 Small Urban Formula Funds, Section 5311 Non-Urbanized Area Formula Program, and Section 5311 Rural Transit Assistance (RTAP) Program. Also included in Grant Revenues is the Federal Highway Administration (FHWA) planning funds for the Maui MPO. The total amount of anticipated funding is approximately $10.7 million, which also includes existing awards that are slated for receipt in FY 2022.

Administration Program

Program Description (Cont'd)

The objectives and success measurements reported in this budget narrative focus on metrics the department feels are important to track quarterly and performance they can influence on a quarterly basis. In addition to the performance measures reported in this budget narrative, the department plans to track additional metrics on an annual basis to ensure that the services are meeting the six department goals of:

- **Service Delivery:** Deliver efficient, frequent, and accessible service
- **Customer Service:** Provide welcoming, friendly, and helpful customer service
- **Safety:** Provide safe service for Maui Bus riders
- **Financial Health:** Operate cost-effective service and plan for future financial needs
- **Maintenance:** Maintain reliable fleet and facilities
- **Community Connection:** Equitable connect Maui people and places with transit service

Countywide Outcome(s)

The Administration Program supports the following countywide outcome(s):

- An Affordable, Healthy, and Thriving Community
- A Strong, Diversified Economy
- An Environmentally Responsible and Sustainable Community
- Well-planned Public Infrastructure
- A Prepared, Safe, and Livable County

Population Served

The Administration Program serves the department staff, contractors, citizens, and visitors of the County of Maui.

Services Provided

The Administration Program oversees and manages the Public Transit Program, Commuter Service Program, Paratransit Program, Human Service Transit Program, and the Air Ambulance Program.

Key Activity Goals & Measures

GOALS/OBJECTIVES	SUCCESS MEASUREMENTS	FY 2020 ACTUAL	FY 2021 ESTIMATE	FY 2022 ESTIMATE
Goal #1: Provide welcoming, friendly, and helpful customer service.				
1. Receive positive customer feedback	% of passenger complaints per boarding	N/A	0.03%	0.03%
Goal #2: Provide safe service for Maui Bus riders.				
1. Operate low vehicle incident and injury record	Miles between vehicle incidents	N/A	80,000	80,000
Goal #3: Operate cost effective service and plan for future financial needs				
1. Operate with a sustainable farebox recovery ratio	Percent of systemwide annualized farebox returns	13%	20%	20%

Administration Program

Key Activity Goals & Measures (Cont'd)

GOALS/OBJECTIVES	SUCCESS MEASUREMENTS	FY 2020 ACTUAL	FY 2021 ESTIMATE	FY 2022 ESTIMATE
Goal #4: Maintain reliable fleet and facilities				
1. Maximize vehicle life through preventative maintenance	Percent of preventative maintenance completed on schedule	100%	100%	100%

Program Budget Summary by Fiscal Year

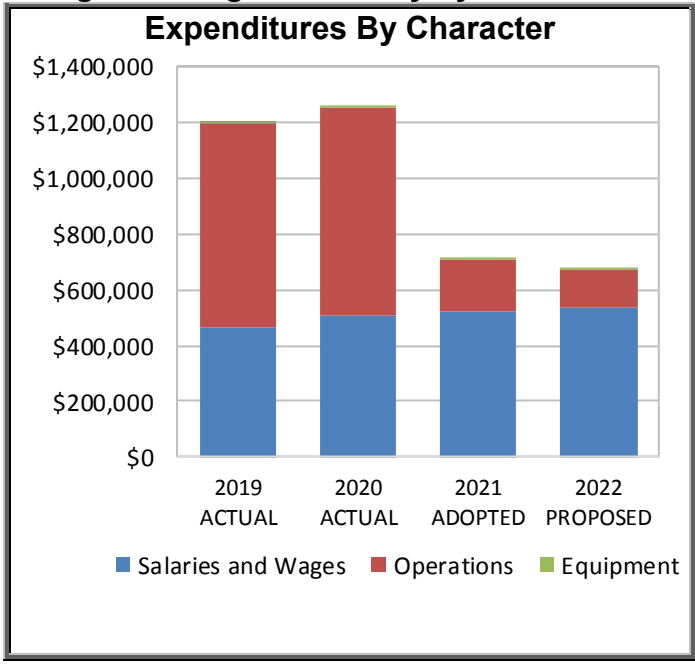

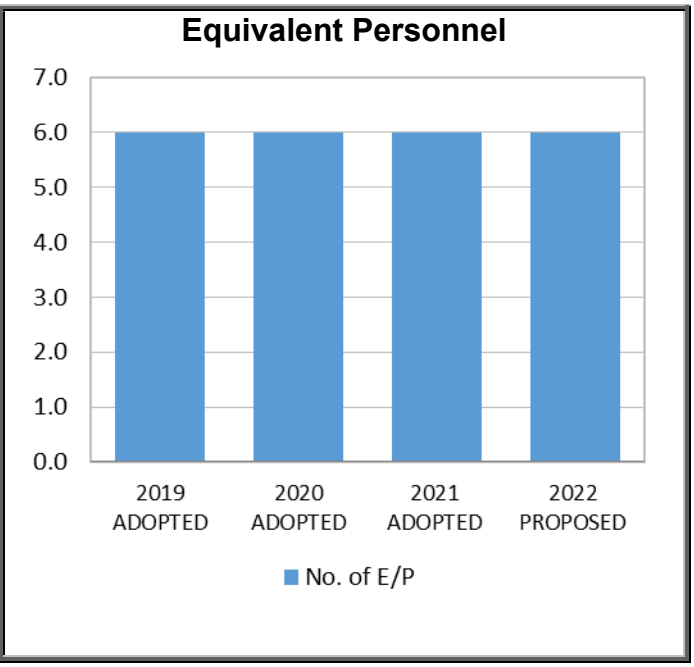

Expenditures Summary by Character & Object – General Fund

CHARACTER/ OBJECT DESCRIPTION	2019 ACTUAL	2020 ACTUAL	2021 ADOPTED	2022 PROPOSED	CHANGE AMOUNT	CHANGE PERCENT
Salaries and Wages						
OTHER PREMIUM PAY	$3,239	$1,433	$5,000	$5,000	$0	N/A
WAGES & SALARIES	$461,031	$503,018	$518,419	$533,653	$15,234	2.9%
Salaries and Wages Total	**$464,270**	**$504,451**	**$523,419**	**$538,653**	**$15,234**	**2.9%**
Operations						
MATERIALS & SUPPLIES	$4,271	$2,214	$4,023	$4,023	$0	N/A
OTHER COSTS	$638,071	$631,554	$68,646	$17,125	-$51,521	-75.1%
SERVICES	$78,864	$100,411	$98,370	$98,485	$115	0.1%
TRAVEL	$9,783	$8,207	$12,900	$13,700	$800	6.2%
UTILITIES	$2,195	$3,031	$3,300	$3,300	$0	N/A
SPECIAL PROJECTS	$200			$0	$0	N/A
Operations Total	**$733,384**	**$745,417**	**$187,239**	**$136,633**	**-$50,606**	**-27.0%**
Equipment						
LEASE PURCHASES	$2,291	$1,847	$2,500	$2,500	$0	N/A
Equipment Total	**$2,291**	**$1,847**	**$2,500**	**$2,500**	**$0**	**N/A**
Program Total	**$1,199,945**	**$1,251,714**	**$713,158**	**$677,786**	**-$35,372**	**-5.0%**

Administration Program

Equivalent Personnel Summary by Position Title – General Fund

POSITION TITLE	2019 ADOPTED	2020 ADOPTED	2021 ADOPTED	2022 PROPOSED	CHANGE AMOUNT	CHANGE PERCENT
Deputy Director	1.0	1.0	1.0	1.0	0.0	0.0%
Director	1.0	1.0	1.0	1.0	0.0	0.0%
Private Secretary	1.0	1.0	1.0	1.0	0.0	0.0%
Transportation Grants Administrative Officer	1.0	1.0	1.0	1.0	0.0	0.0%
Transportation Program Coordinator	1.0	1.0	1.0	1.0	0.0	0.0%
Transportation System Analyst	1.0	1.0	1.0	1.0	0.0	0.0%
Program Total	**6.0**	**6.0**	**6.0**	**6.0**	**0.0**	**0.0%**

Continuation Budget Changes (+/- $10,000) from FY 2021 Adopted Budget

EXPLANATION OF BUDGET CHANGES	CHANGE AMOUNT	CHANGE E/P
Salaries and Wages		
WAGES & SALARIES:		
917706A-5101 Regular Wages: Adjustment in salaries pursuant to the Collective Bargaining Agreement and step movement.	$15,234	0.0
Operations		
OTHER COSTS:		
917706B-6235 Rentals: Reduced funding due to relocation to the New Service Center in Kahului.	-$50,606	
Equipment		
None	$0	

Expansion Budget Request from FY 2021 Adopted Budget

EXPLANATION OF BUDGET CHANGES	CHANGE AMOUNT	CHANGE E/P
Salaries and Wages		
None	$0	0.0
Operations		
None	$0	
Equipment		
None	$0	
TOTAL EXPANSION BUDGET	**$0**	**0.0**

Administration Program

County Grant Subsidy Detail

Name of Grantee/Program	FY 2019 Actual	FY 2020 Actual	FY 2021 Adopted	FY 2022 Proposed
Queen Kaahumanu Shopping Center	$175,000	$0	$0	$0
TOTAL COUNTY GRANT SUBSIDY – ADMINISTRATION PROGRAM	**$175,000**	**$0**	**$0**	**$0**

County Grant Subsidy Program Description

Grant to Queen Kaahumanu Shopping Center

The Maui Bus system currently utilizes the Queen Kaahumanu Shopping Center ("QKC") as its transit hub. The County of Maui Department of Transportation has a license to occupy QKC. QKC requested the County contribute to repair asphalt at the entrances of Onehee Avenue and Kea Street, since County buses utilize those areas to enter and exit the property.

Administration Program

Program Budget Summary by Fiscal Year – Highway Fund

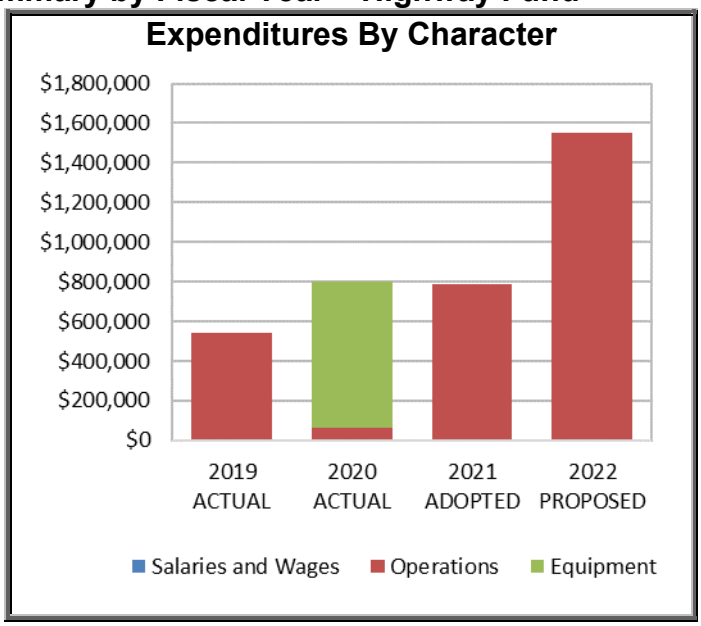

Expenditures Summary by Character & Object – Highway Fund

CHARACTER/ OBJECT DESCRIPTION	2019 ACTUAL	2020 ACTUAL	2021 ADOPTED	2022 PROPOSED	CHANGE AMOUNT	CHANGE PERCENT
Salaries and Wages						
OTHER PREMIUM PAY	$0	$0	$0	$0	$0	N/A
WAGES & SALARIES	$0	$0	$0	$0	$0	N/A
Salaries and Wages Total	**$0**	**$0**	**$0**	**$0**	**$0**	**N/A**
Operations						
SERVICES	$62,500	$62,500	$0	$0	$0	N/A
BUDGETED EXPENDITURES	$482,691	$0	$790,000	$1,550,000	$760,000	96.2%
Operations Total	**$545,191**	**$62,500**	**$790,000**	**$1,550,000**	**$760,000**	**96.2%**
Equipment						
MACHINERY & EQUIPMENT	$0	$739,991	$0	$0	$0	N/A
Equipment Total	**$0**	**$739,991**	**$0**	**$0**	**$0**	N/A
Program Total	**$545,191**	**$802,491**	**$790,000**	**$1,550,000**	**$760,000**	**96.2%**

Equivalent Personnel Summary by Position Title – Highway Fund

The Administration Program does not have equivalent personnel funded through the Highway Fund.

Continuation Budget Changes (+/- $10,000) from FY 2021 Adopted Budget

EXPLANATION OF BUDGET CHANGES	CHANGE AMOUNT	CHANGE E/P
Salaries and Wages		
None	$0	0.0
Operations		
None	$0	
Equipment		
None	$0	

Administration Program

Expansion Budget Request from FY 2021 Adopted Budget

EXPLANATION OF BUDGET CHANGES	CHANGE AMOUNT	CHANGE E/P
Salaries and Wages		
None	$0	0.0
Operations		
BUDGETED EXPENDITURES:		
917722B-6316 County matching funds: Increase allocation to match federal funds.	$760,000	
Equipment		
None	$0	
TOTAL EXPANSION BUDGET	**$760,000**	**0.0**

Program Budget Summary by Fiscal Year - Grant Revenue Fund

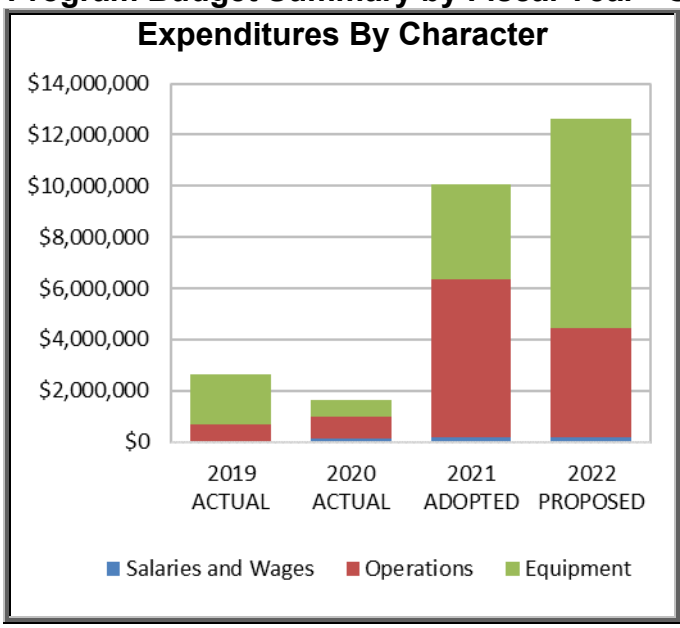

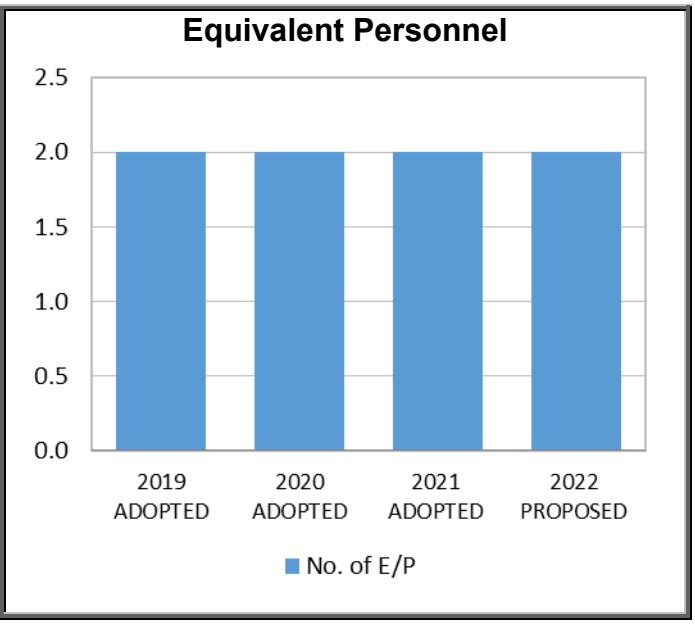

Administration Program

Expenditures by Character & Object – Grant Revenue Fund

CHARACTER/ OBJECT DESCRIPTION	2019 ACTUAL	2020 ACTUAL	2021 ADOPTED	2022 PROPOSED	CHANGE AMOUNT	CHANGE PERCENT
Salaries and Wages						
OTHER PREMIUM PAY	$0	$0	$0	$0	$0	N/A
WAGES & SALARIES	$55,382	$157,625	$174,284	$174,284	$0	N/A
Salaries and Wages Total	**$55,382**	**$157,625**	**$174,284**	**$174,284**	**$0**	**N/A**
Operations						
MATERIALS & SUPPLIES	$18,013	$24,647	$6,056,752	$4,156,752	-$1,900,000	-31.4%
OTHER COSTS	$506,451	$767,896	$0	$0	$0	N/A
SERVICES	$14,490	$8,943	$0	$0	$0	N/A
TRAVEL	$0	$1,158	$0	$0	$0	N/A
INTERFUND COST RECLASSIFICATION	$97,323	$30,234	$113,964	$113,964	$0	N/A
Operations Total	**$636,277**	**$832,878**	**$6,170,716**	**$4,270,716**	**-$1,900,000**	**-30.8%**
Equipment						
LEASE PURCHASES	$3,216	$1,731	$0	$0	$0	N/A
MACHINERY & EQUIPMENT	$1,930,765	$665,367	$3,700,000	$8,200,000	$4,500,000	121.6%
Equipment Total	**$1,933,981**	**$667,098**	**$3,700,000**	**$8,200,000**	**$4,500,000**	**121.6%**
Program Total	**$2,625,640**	**$1,657,601**	**$10,045,000**	**$12,645,000**	**$2,600,000**	**25.9%**

Equivalent Personnel Summary by Position Title – Grant Revenue Fund

POSITION TITLE	2019 ADOPTED	2020 ADOPTED	2021 ADOPTED	2022 PROPOSED	CHANGE AMOUNT	CHANGE PERCENT
Maui MPO Executive Director	1.0	1.0	1.0	1.0	0.0	0.0%
Maui MPO Financial Specialist	1.0	1.0	1.0	1.0	0.0	0.0%
Program Total	**2.0**	**2.0**	**2.0**	**2.0**	**0.0**	**0.0%**

Summary by Grant Award

Grant Award Name	New grant	Required County match? Yes/No and Match $ or %	FY 2019 Adopted	FY 2020 Adopted	FY 2021 Adopted	FY 2022 Proposed
FTA and Other Transportation Program Grants for Maui MPO	No	Yes/10%	$722,500	$6,125,000	$625,000	$625,000
Transportation Program Grants	No	Yes/20%	$0	$0	$4,500,000	$2,000,000
FTA Section 5311 Rural Transit Assistance (RTAP) Program	No	No	$20,000	$20,000	$20,000	$20,000
FTA Section Rural/5339 Formula Funds Program	No	Yes/20%	$420,000	$420,000	$500,000	$4,500,000
FTA Section Small Urban/5339 Formula Funds Program	No	Yes/20%	$400,000	$400,000	$700,000	$1,500,000
FTA Section 5311 Non-Urbanized Area Formula Program	No	Yes/50%	$600,000	$600,000	$1,200,000	$1,800,000
Urbanized Area Formula Program 5307	No	Yes/50%	$2,200,000	$3,400,000	$2,500,000	$2,200,000

Administration Program

Summary by Grant Award (Cont'd)

Grant Award Name	New grant	Required County match? Yes/No and Match $ or %	FY 2019 Adopted	FY 2020 Adopted	FY 2021 Adopted	FY 2022 Proposed
TOTAL			$4,362,500	$10,965,000	$10,045,000	$12,645,000

Grant Award Description

At present, all grant revenues for the Department of Transportation come from the FTA. Most require a 20%/80% (capital and planning) match but a few are a 50%/50% (operational) match. Formula Funds are calculated based on FTA's apportionment formulas that takes into account population and passenger miles traveled. Population is based on the US Census Data and the passenger miles traveled is based on NTD reporting.

Federal Transportation Administration (FTA) and Other Transportation Program Grants for Maui MPO

This program provides funding and procedural requirements for multimodal transportation planning in metropolitan areas and states that are cooperative, continuous, and comprehensive, resulting in long-range plans and short-range programs of transportation investment priorities. The planning programs are jointly administered by FTA and the Federal Highway Administration (FHWA), which provides additional funds. Funds can be used to develop transportation plans and programs; plan, design and evaluate a public transportation project; and conduct technical studies related to public transportation.

Transportation Program Grants

This program funds other transportation initiative-related grants, including FTA Low or No Emissions (Low-No) Funds, and Other Transportation Grants.

Federal Transportation Administration (FTA) Section 5311 Rural Transit Assistance (RTAP) Program

(Formula Fund) – This program provides funding for state and national training and technical assistance through the Rural Transportation Assistance Program for areas with populations less than 50,000.

Federal Transportation Administration (FTA) Section Rural/5339 Formula Funds Program

(Formula Fund) – The Grants for Buses and Bus Facilities program (49 U.S.C. 5339) makes Federal resources available to states and designated recipients to replace, rehabilitate, and purchase buses and related equipment, and to construct bus-related facilities including technological changes or innovations to modify low or no emission vehicles or facilities. Funding is provided through formula allocations and competitive grants. These federal funds are distributed through the Hawaii State Department of Transportation. The annual allocation is divided among Maui, Hawaii, and Kauai counties.

Grant Award Description (Cont'd)

Federal Transportation Administration (FTA) Section Small Urban/5339 Formula Program

(Formula Fund) - The Grants for Buses and Bus Facilities program (49 U.S.C. 5339) makes Federal resources available to states and designated recipients to replace, rehabilitate, and purchase buses and related equipment, and to construct bus-related facilities including technological changes or innovations to modify low or no-emission vehicles or facilities. FTA apportions a discretionary component and a small urban population 50,000 to 199,999 formula component to each state.

Federal Transportation Administration (FTA) Section 5311 Non-Urbanized Area Formula Program

(Formula Funds) – This program provides capital, planning, and operating assistance to states to support public transportation in rural areas with populations less than 50,000, where many residents often rely on public transit to reach their destinations.

Urbanized Area Formula Program 5307

The County of Maui Department of Transportation receives this funds through the State of Hawaii Department of Transportation. These funds are available to urbanized areas for transit capital and operating assistance, and for transportation related planning in urbanized areas. An urbanized area is a Census-designated area with population of 50,000 or more as determined by the U.S. Department of Commerce, Bureau of the Census.

Human Service Transportation Program

Program Description

The Human Service Transportation Program consists of a variety of specialized transportation services provided by Maui Economic Opportunity ("MEO") to riders throughout Maui County.

Countywide Outcome(s)

The Human Service Transportation Program supports the following countywide outcome(s):

- An Affordable, Healthy, and Thriving Community
- Well-planned Public Infrastructure
- A Prepared, Safe, and Livable County

Population Served

The Human Service Transportation Program serves riders with specialized needs such as seniors, youths, and those who require transportation assistance to maintain their quality of life.

Services Provided

The Human Service Program provides transportation services to those who are unable to be accommodated by other transit services. Services include dialysis, special needs, events, senior services transit, and group transit (youth and seniors) services for Lanai, Molokai, Hana, and other areas throughout the County of Maui not served by public transit.

MEO utilizes a reservation and scheduling system that allows for better resource management when it comes to operations. This system allows MEO to provide actual computerized data needed for the National Transportation Database (NTD) reporting. Now that the system has been implemented and with additional training, MEO's on-time performance has increased to the ninetieth percentile while the complaints have decreased.

Key Activity Goals & Measures

GOALS/OBJECTIVES	SUCCESS MEASUREMENTS	FY 2020 ACTUAL	FY 2021 ESTIMATE	FY 2022 ESTIMATE
Goal #1: Deliver efficient, frequent, and accessible service.				
1. Operate productive service	Number of human services transportation passengers per revenue hour	8	8	8
2. Provide ADA accessible service	Percent of vehicles equipped with working lifts	100%	100%	100%
Goal #2: Provide welcoming, friendly, and helpful customer service.				
1. Maintain reliable on-time performance	Percent of human services transportation trips with pick-ups within the designated pick-up window	90%	90%	90%

Human Service Transportation Program

Key Activity Goals & Measures (Cont'd)

GOALS/OBJECTIVES	SUCCESS MEASUREMENTS	FY 2020 ACTUAL	FY 2021 ESTIMATE	FY 2022 ESTIMATE
Goal #3: Operate cost effective service and plan for future financial needs.				
1. Maintain low cost per passenger trip	Cost per human services transportation passenger trip	$29.33	$17.62	$48.17
2. Accommodate human services transportation boardings	Number of human services transportation passenger boardings	235,189	363,000	120,400

Program Budget Summary by Fiscal Year – General Fund

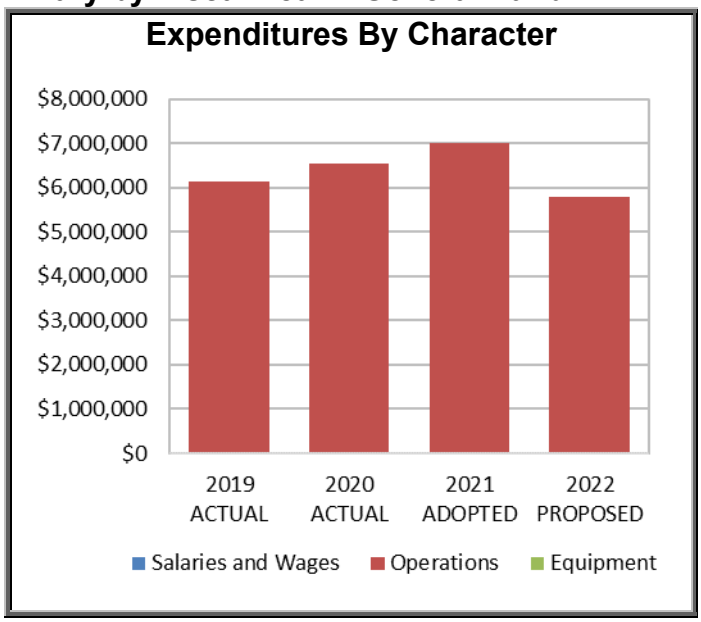

Expenditures Summary by Character & Object – General Fund

CHARACTER/ OBJECT DESCRIPTION	2019 ACTUAL	2020 ACTUAL	2021 ADOPTED	2022 PROPOSED	CHANGE AMOUNT	CHANGE PERCENT
Salaries and Wages						
OTHER PREMIUM PAY	$0	$0	$0	$0	$0	N/A
WAGES & SALARIES	$0	$0	$0	$0	$0	N/A
Salaries and Wages Total	**$0**	**$0**	**$0**	**$0**	**$0**	**N/A**
Operations						
OTHER COSTS	$6,130,698	$6,550,704	$7,009,708	$5,800,000	-$1,209,708	-17.3%
SERVICES	$0	$0	$0	$0	$0	N/A
Operations Total	**$6,130,698**	**$6,550,704**	**$7,009,708**	**$5,800,000**	**-$1,209,708**	**-17.3%**
Equipment						
MACHINERY & EQUIPMENT	$0	$0	$0	$0	$0	N/A
Equipment Total	**$0**	**$0**	**$0**	**$0**	**$0**	**N/A**
Program Total	**$6,130,698**	**$6,550,704**	**$7,009,708**	**$5,800,000**	**-$1,209,708**	**-17.3%**

Equivalent Personnel Summary by Position Title – General Fund

The Human Service Transportation Program does not have equivalent personnel funded through the General Fund.

Human Service Transportation Program

Continuation Budget Changes (+/- $10,000) from FY 2021 Adopted Budget

EXPLANATION OF BUDGET CHANGES	CHANGE AMOUNT	CHANGE E/P
Salaries and Wages		
None	$0	0.0
Operations		
SERVICES:		
917745B-6317 County grant subsidy: Reduction based on reduced services.	-$1,209,708	
Equipment		
None	$0	

Expansion Budget Request from FY 2021 Adopted Budget

EXPLANATION OF BUDGET CHANGES	CHANGE AMOUNT	CHANGE E/P
Salaries and Wages		
None	$0	
Operations		
None	$0	
Equipment		
None	$0	
TOTAL EXPANSION BUDGET	**$0**	**0.0**

Air Ambulance Program

Program Description

The Air Ambulance Program is for the Medivac Helicopter Program for emergency medical evacuation services and consists of county matching funds to the State of Hawaii.

Countywide Outcome(s)

The Air Ambulance Program supports the following countywide outcome(s):

- A Prepared, Safe, and Livable County
- An Affordable, Healthy, and Thriving Community

Population Served

The Air Ambulance Program serves the citizens and visitors throughout Maui County.

Services Provided

The Air Ambulance Program provides emergency medical evacuation service to the appropriate medical facility through the use of a helicopter owned and operated by a third party and contracted by the State of Hawaii.

Key Activity Goals & Measures

GOALS/OBJECTIVES	SUCCESS MEASUREMENTS	FY 2020 ACTUAL	FY 2021 ESTIMATE	FY 2022 ESTIMATE
Goal #1: Deliver efficient, frequent, and accessible service.				
1. Provide residents and visitors emergency air ambulance service	Percent of complete trips utilized by residents	82%	82%	82%
Goal #2: Operate cost effective service and plan for future financial needs.				
1. Maintain county funding	Percent of county funds allocated	100%	100%	100%
2. Accommodate emergency air ambulance service	Number of completed emergency air ambulance trips	51	51	51

Air Ambulance Program

Program Budget Summary by Fiscal Year – General Fund

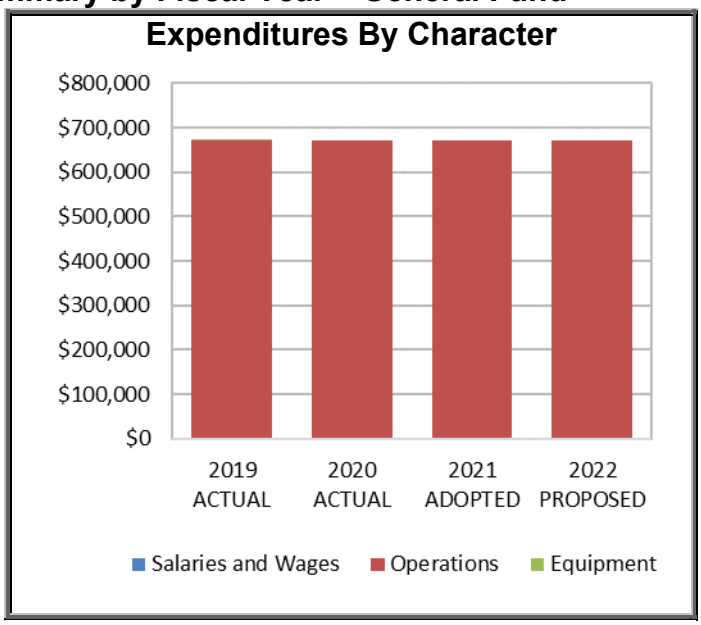

Expenditures Summary by Character & Object – General Fund

CHARACTER/ OBJECT DESCRIPTION	2019 ACTUAL	2020 ACTUAL	2021 ADOPTED	2022 PROPOSED	CHANGE AMOUNT	CHANGE PERCENT
Salaries and Wages						
OTHER PREMIUM PAY	$0	$0	$0	$0	$0	N/A
WAGES & SALARIES	$0	$0	$0	$0	$0	N/A
Salaries and Wages Total	**$0**	**$0**	**$0**	**$0**	**$0**	**N/A**
Operations						
OTHER COSTS	$672,215	$672,215	$672,215	$672,215	$0	N/A
Operations Total	**$672,215**	**$672,215**	**$672,215**	**$672,215**	**$0**	**N/A**
Equipment						
MACHINERY & EQUIPMENT	$0	$0	$0	$0	$0	N/A
Equipment Total	**$0**	**$0**	**$0**	**$0**	**$0**	**N/A**
Program Total	**$672,215**	**$672,215**	**$672,215**	**$672,215**	**$0**	**N/A**

Equivalent Personnel Summary by Position Title – General Fund

The Air Ambulance Program does not have equivalent personnel funded through the General Fund.

Continuation Budget Changes (+/- $10,000) from FY 2021 Adopted Budget

EXPLANATION OF BUDGET CHANGES	CHANGE AMOUNT	CHANGE E/P
Salaries and Wages		
None	$0	0.0
Operations		
None	$0	
Equipment		
None	$0	

Air Ambulance Program

Expansion Budget Request from FY 2021 Adopted Budget

EXPLANATION OF BUDGET CHANGES	CHANGE AMOUNT	CHANGE E/P
Salaries and Wages		
None	$0	0.0
Operations		
None	$0	
Equipment		
None	$0	
TOTAL EXPANSION BUDGET	**$0**	**0.0**

Public Transit Program

Program Description

The Public Transit Program is divided into the following services:

- Paratransit Services per the Americans with Disabilities Act ("ADA");
- Fixed routes of the Maui Bus System; and
- Maui Bus Commuter service.

With the many bus stop shelters and bus stops throughout the Island of Maui, the Department maintains a shelter and bus stop maintenance and cleaning program to make sure that the bus stops are clean for the riding public.

The program description, population served, services provided, and key activity goals and measures for each service are presented in the next few pages, separately.

Program Budget Summary by Fiscal Year – Highway Fund

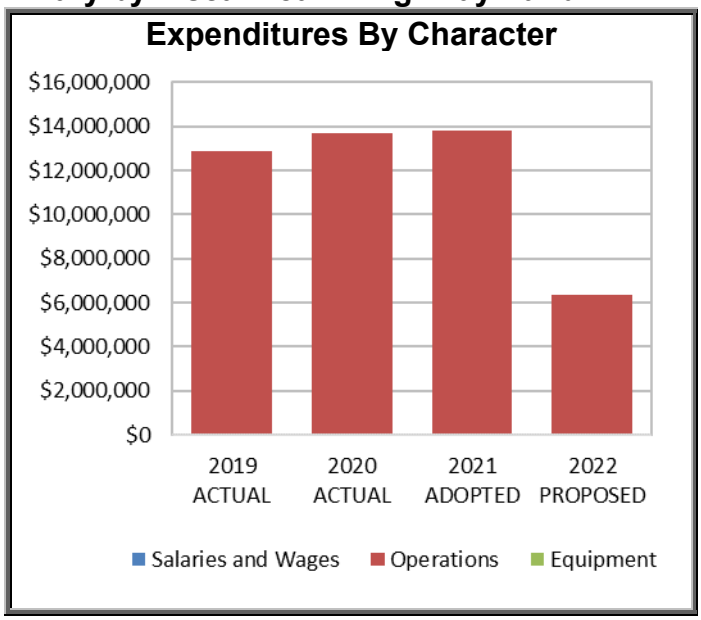

Expenditures Summary by Character & Object – Highway Fund

CHARACTER/ OBJECT DESCRIPTION	2019 ACTUAL	2020 ACTUAL	2021 ADOPTED	2022 PROPOSED	CHANGE AMOUNT	CHANGE PERCENT
Salaries and Wages						
OTHER PREMIUM PAY	$0	$0	$0	$0	$0	N/A
WAGES & SALARIES	$0	$0	$0	$0	$0	N/A
Salaries and Wages Total	**$0**	**$0**	**$0**	**$0**	**$0**	**N/A**
Operations						
SERVICES	$12,875,290	$13,702,490	$13,808,333	$6,323,333	-$7,485,000	-54.2%
Operations Total	**$12,875,290**	**$13,702,490**	**$13,808,333**	**$6,323,333**	**-$7,485,000**	**-54.2%**
Equipment						
MACHINERY & EQUIPMENT	$0	$0	$0	$0	$0	N/A
Equipment Total	**$0**	**$0**	**$0**	**$0**	**$0**	**N/A**
Program Total	**$12,875,290**	**$13,702,490**	**$13,808,333**	**$6,323,333**	**-$7,485,000**	**-54.2%**

Equivalent Personnel Summary by Position Title – Highway Fund

The Public Transit Program does not have equivalent personnel funded through the Highway Fund.

Public Transit Program

Continuation Budget Changes (+/- $10,000) from FY 2021 Adopted Budget

EXPLANATION OF BUDGET CHANGES	CHANGE AMOUNT	CHANGE E/P
Salaries and Wages		
None	$0	0.0
Operations		
SERVICES:		
917760B-6160 Transportation Services: Service to be subsidized by CARES and CRRSAA funds.	-$4,148,960	
917762B-6160 Transportation Services: Service to be subsidized by CARES and CRRSAA funds.	-$2,218,941	
917764B-6160 Transportation Services: Service to be subsidized by CARES and CRRSAA funds.	-$1,132,099	
Equipment		
None	$0	

Expansion Budget Request from FY 2021 Adopted Budget

EXPLANATION OF BUDGET CHANGES	CHANGE AMOUNT	CHANGE E/P
Salaries and Wages		
None	$0	0.0
Operations		
917738B-6139 Repairs & Maintenance - Others: Additional funding based on actual expenditures.	$15,000	
Equipment		
None	$0	
TOTAL EXPANSION BUDGET	**$15,000**	**0.0**

Public Transit Program -Paratransit Service

Program Description

The Paratransit Services Program consists of transit services in line with the Americans with Disabilities Act ("ADA"). This program is complementary to the Maui Bus Fixed-Route System.

Countywide Outcome(s)

The Paratransit Services Program supports the following countywide outcome(s):

- Well-planned Public Infrastructure
- A Prepared, Safe, and Livable County
- An Affordable, Healthy, and Thriving Community

Population Served

The Paratransit Service Program provided 74,232 passenger boardings in FY2020 to residents and visitors.

Services Provided

The Paratransit Service Program provides complimentary services to ADA-qualified passengers within a 3/4-mile radius of the fixed route portions of the Maui Bus system.

The Paratransit system utilizes an automated scheduling system that allows for better resource management and trip scheduling. The actual data collected is done automatically through the system. This data is required and reported to the National Transportation Database (NTD). On-time performance for this services is in the ninetieth percentile.

A Paratransit Advisory Committee meets every other month to assist with communication between riders, MDOT, and the service provider.

Key Activity Goals & Measures (Cont'd)

GOALS/OBJECTIVES	SUCCESS MEASUREMENTS	FY 2020 ACTUAL	FY 2021 ESTIMATE	FY 2022 ESTIMATE
Goal #1: Deliver efficient, frequent, and accessible service.				
1. Operate productive service	Number of paratransit passengers per revenue hour	2	3	3
2. Provide ADA accessible service	Percent of vehicles equipped with working lifts/ramps	100%	100%	100%
Goal #2: Provide welcoming, friendly, and helpful customer service.				
2. Maintain reliable on-time performance	Percent of paratransit trips with pick-ups within the designated pick-up window	94%	93%	93%

Public Transit Program -Paratransit Service

Key Activity Goals & Measures (Cont'd)

GOALS/OBJECTIVES	SUCCESS MEASUREMENTS	FY 2020 ACTUAL	FY 2021 ESTIMATE	FY 2022 ESTIMATE
Goal #3: Operate cost effective service and plan for future financial needs.				
1. Operate with a sustainable farebox recovery ratio	Percent of paratransit annualized farebox returns	2%	3%	3%
2. Maintain low cost per passenger trip	Cost per paratransit passenger trip	$53.13	$37.13	$37.13
3. Accommodate paratransit boardings	Number of paratransit passenger boardings	74,232	83,000	83,000
Goal #4: Maintain reliable fleet and facilities.				
1. Maximize vehicle life through preventative maintenance	Miles between paratransit major mechanical system failures	N/A	30,000	30,000

Public Transit Program – Fixed Route Service

Program Description
The Public Transit Program provides services on fixed routes of the Maui Bus System.

Countywide Outcome(s)
The Public Transit Program – Maui Bus System supports the following countywide outcome(s):
- An Affordable, Healthy, and Thriving Community
- Well-planned Public Infrastructure
- A Strong, Diversified Economy
- A Prepared, Safe, and Livable County

Population Served
The Public Transit Program provided 1.37 million passenger boardings in FY 2020 to residents and visitors.

Services Provided
The Public Transit Program provides transportation services throughout the island of Maui. This program currently operates fourteen fixed routes requiring eighteen (18) buses daily, which includes routes in Kahului, Wailuku, Upcountry, Haiku, Lahaina, Ka'anapali, Napili, Kihei, Waihe'e, and Kula.

Maui Bus fixed-route riders have the ability to track the bus in real-time. The Maui Bus app enables users to track buses live on a map and get accurate arrival predictions for their regular stops. This puts riders in control of their schedule by minimizing the wait time and avoiding anxiety over missed buses. The app also allows for riders to submit feedback and receive announcements with regards to route detours and service interruptions. The free "Maui Bus" app generates over 64,000 hits per month.

With the increased reporting requirements to the National Transportation Database, a computer-aided dispatch / automatic vehicle locator system (CAD/AVL) was installed utilizing federal and county matching funds on the Maui Bus fixed-route buses. The Syncromatics system tracks passenger miles traveled, unlinked passenger trips, average trip length, vehicle revenue hours, deadhead hours, deadhead miles and vehicles operating in maximum service, to name a few. This system collects a lot of data (going from manual to automated) that provides schedule adherence, ridership, driver performance, fare count (including wheelchair, bicycle, and service animal boardings), and NTD reports, allowing the department to make educated decisions on how to improve the fixed-route system. The system includes automatic passenger counters (APC), headsign integration, and remote access to our REI DVR camera systems. Automatic voice annunciators (AVAS) have also been installed to meet the ADA regulations. The AVAS system announces the upcoming stops as well as public service announcements in the buses.

Public Transit Program – Fixed Route Service

Key Activity Goals & Measures

GOALS/OBJECTIVES	SUCCESS MEASUREMENTS	FY 2020 ACTUAL	FY 2021 ESTIMATE	FY 2022 ESTIMATE
Goal #1: Deliver efficient, frequent, and accessible service.				
1. Operate productive service	Number of fixed route passengers per revenue hour	15	22	22
2. Provide ADA accessible service	Percent of vehicles equipped with working lifts/ramps	100%	100%	100%
Goal #2: Provide welcoming, friendly, and helpful customer service.				
1. Increase ridership on fixed-route	Number of annual fixed-route passenger boardings	1,372,935	1,700,000	1,800,000
2. Maintain reliable on-time performance	Percent of on-time performance	99%	95%	95%
Goal #3: Operate cost effective service and plan for future financial needs.				
1. Operate with a sustainable farebox recovery ratio	Percent of fixed-route annualized farebox returns	9%	15%	26%
2. Maintain low cost per passenger trip	Cost per fixed-route passenger trip	$5.80	$4.59	$4.08
Goal #4: Maintain reliable fleet and facilities.				
1. Maximize vehicle life through preventative maintenance	Miles between fixed-route major mechanical system failures	N/A	5,000	5,000

Public Transit Program – Commuter Service

Program Description

The Commuter Program will continue as a sub-program under the Public Transit Program. The Maui Bus Commuter service is designed for early-morning and evening commuters. This service augments the existing Maui Bus service and does not replace it.

Countywide Outcome(s)

The Public Transit Program – Maui Bus System supports the following countywide outcome(s):

- An Affordable, Healthy, and Thriving Community
- A Strong, Diversified Economy
- Well-planned Public Infrastructure
- A Prepared, Safe, and Livable County

Population Served

The Commuter Program provided 131,733 passenger boardings in FY2020 to Maui's workforce.

Services Provided

The Commuter Program provides four commuter routes throughout Maui. Daily services ranging from Haiku to Wailea, Makawao to Kapalua, Wailuku to Kapalua, and Kihei to Kapalua, with return service.

Key Activity Goals & Measures

GOALS/OBJECTIVES	SUCCESS MEASUREMENTS	FY 2020 ACTUAL	FY 2021 ESTIMATE	FY 2022 ESTIMATE
Goal #1: Deliver efficient, frequent, and accessible service.				
1. Operate productive service	Number of commuter passengers per revenue trip	30	30	30
Goal #2: Provide welcoming, friendly, and helpful customer service.				
1. Increase ridership on commuter	Number of annual commuter passenger boardings	131,733	185,000	185,000
Goal #3: Operate cost effective service and plan for future financial needs.				
1. Operate with a sustainable farebox recovery ratio	Percent of commuter annualized farebox returns	9%	15%	15%
2. Maintain low cost per passenger trip	Cost per commuter passenger trip	$10.68	$7.38	$7.38
Goal #4: Maintain reliable fleet and facilities.				
1. Maximize vehicle life through preventative maintenance	Miles between commuter major mechanical system failures	N/A	7,000	7,000

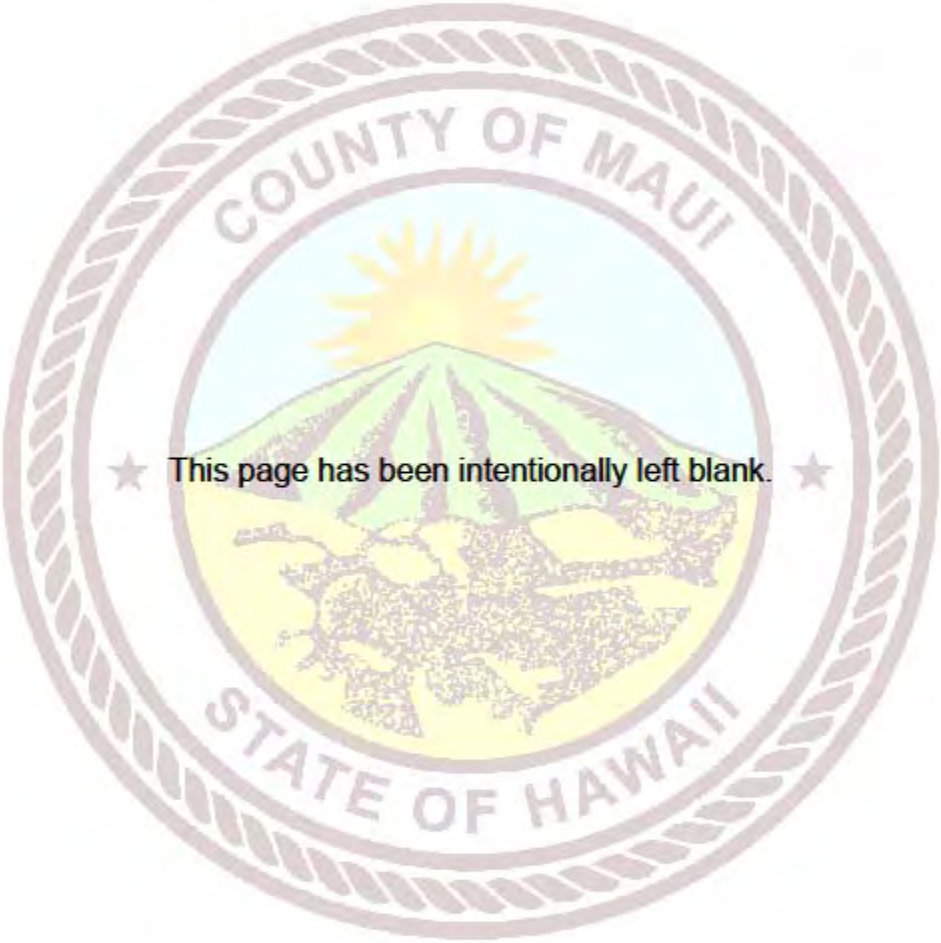

This page has been intentionally left blank.

Water Supply

Mayor's Proposed Budget
FY 2022

This page has been intentionally left blank.

Department Summary

Mission

The Department of Water Supply's ("DWS") mission is to efficiently provide clean water.

Countywide Outcome(s)

The Department of Water Supply supports the following countywide outcome(s):

- An Affordable, Healthy, and Thriving Community
- A Strong, Diversified Economy
- An Environmentally Responsible and Sustainable Community
- Well-planned Public Infrastructure
- A Prepared, Safe, and Livable County

Organization Chart

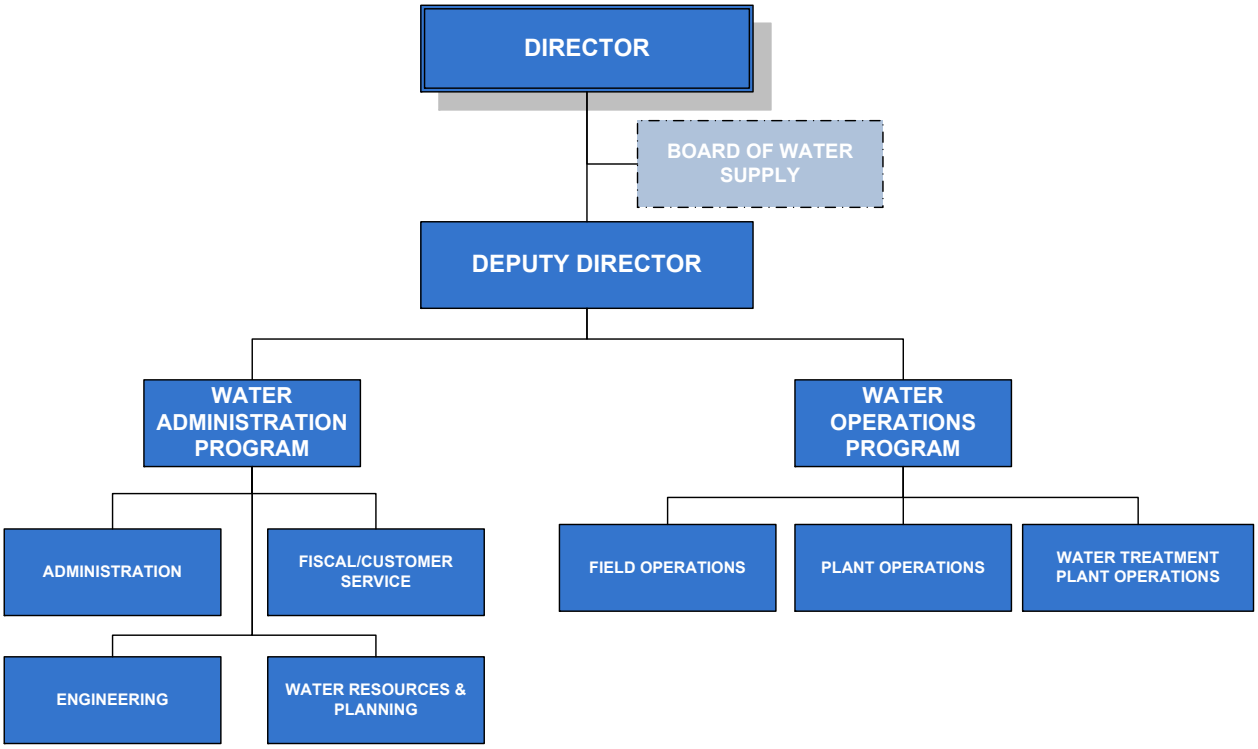

Strategies

The DWS's strategies are as follows:

- Develop new and reliable sources, both independently and through public-private partnerships
- Produce high quality water at the lowest possible cost
- Prepare compliance strategy to meet or exceed current and future water quality regulations
- Reliability of existing facilities 99.9997% over the long term at the lowest possible cost

Operations

DWS is under the authority of the Mayor. The Board of Water Supply acts as an advisor to the Director, the Mayor, and the County Council in all matters concerning the County's water system. Nine of the

Operations (Cont'd)
eleven Board members are appointed by the Mayor and approved by the County Council; the other two ex-officio non-voting members are the Director of Planning and the Director of Public Works.

DWS is subject to the rules and regulations of the U.S. Environmental Protection Agency's Safe Drinking Water Act, which is enforced by the Hawaii State Department of Health Safe Drinking Water Branch. Each year, the DWS Laboratory tests thousands of water samples to ensure that the water provided is of the best possible quality. The Water Treatment Facility operators also take thousands of samples each year to ensure high-quality water from the surface water treatment plants.

DWS faces the multi-faceted challenge of satisfying its customers, following local government rules, and complying with Federal and State water quality rules and requirements.

External Factors Description
Designation of the Iao Aquifer in July 2003 by the Hawaii State Commission on Water Resource Management ("CWRM") has raised concerns about the adequacy of supply for the Central Maui water system.

The U.S. Environmental Protection Agency's Safe Water Drinking Act rules become stricter every year. We are significantly impacted by Ground Water Rules, Surface Water Treatment Rules, Disinfection Byproduct Rules, and the Unregulated Contaminant Monitoring Regulation.

In March 2008, the CWRM designated Na Wai Eha (Waihee, Waiehu, Iao, and Waikapu Streams) for surface water management. The decision may impact the Department's future use of surface water. Future use of this water may also be affected by the June 2010 CWRM decision to amend the interim stream flow standards for Na Wai Eha.

The September 2008 and May 2010 decisions by the CWRM to amend the interim stream flow standards for 27 East Maui streams may also impact the Department's future use of surface water.

The COVID-19 pandemic has created additional obstacles for the Department. As the Department is considered essential, operations must continue uninterrupted. Necessary safety precautions and physical distancing have made daily operations, acceptance of payments, and many other tasks more challenging.

To meet the challenges presented by COVID-19, the Department has encouraged customers to call with questions or electronically mail forms and documents. The Engineering Division has scheduled phone appointments as no walk-ins are allowed. The Fiscal Division encourages customers to transact business on-line through a variety of payment options and transmit business documents for new service or transfers by electronic mail. Wherever possible, such as in the Planning Division, some employees are working remotely. Fiscal and Planning Divisions have also installed plexiglass in front of windows that serve the external customers.

The Operations Program also continues to work as safely as possible in the COVID-19 environment. Employees have adapted to sanitizing, masking, and distancing protocols as best as they can. They continue to do a great job of keeping both themselves and the public healthy and safe.

Department Summary

External Factors Description (Cont'd)

Department meetings are virtual or on line via Blue Jeans or Zoom. Another challenge that the Department encountered was to get enough personal protective equipment for employees. This was resolved very quickly and operations continue uninterrupted.

Overall, the Department continues to efficiently provide clean water.

Department Budget Summary by Fund

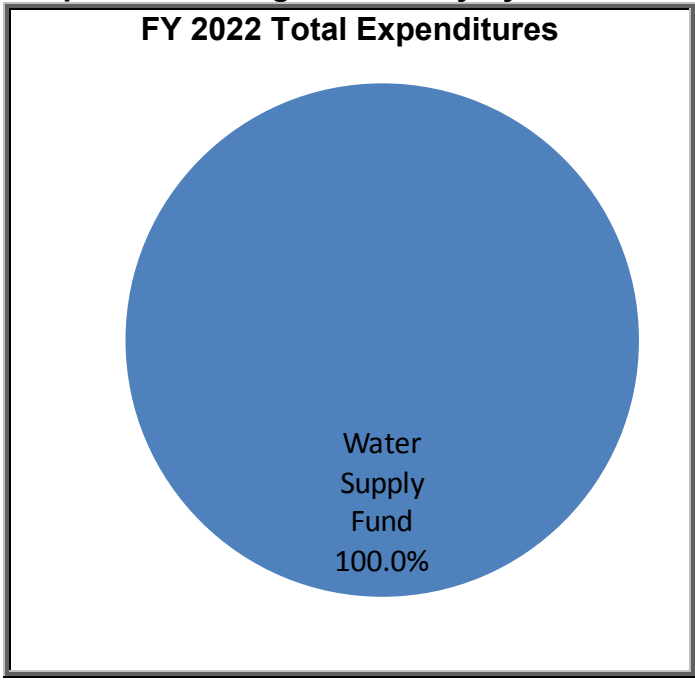

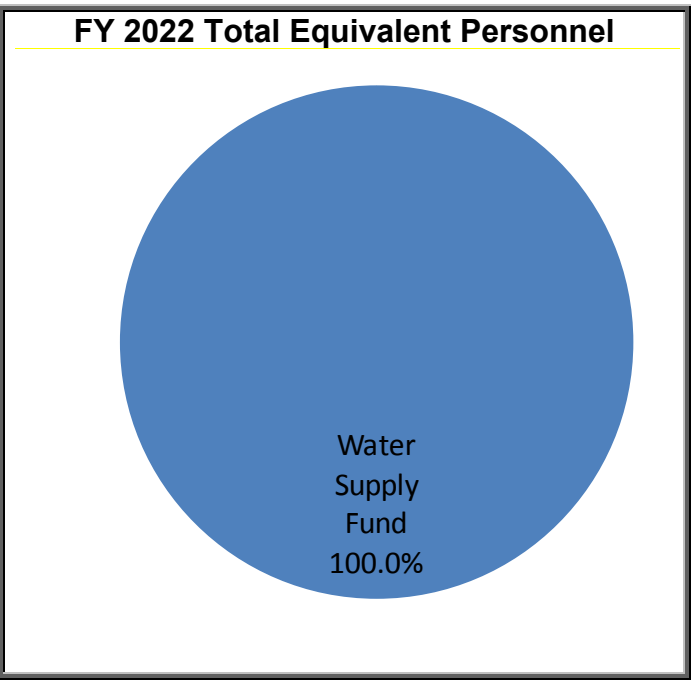

Department Budget Summary by Fiscal Year

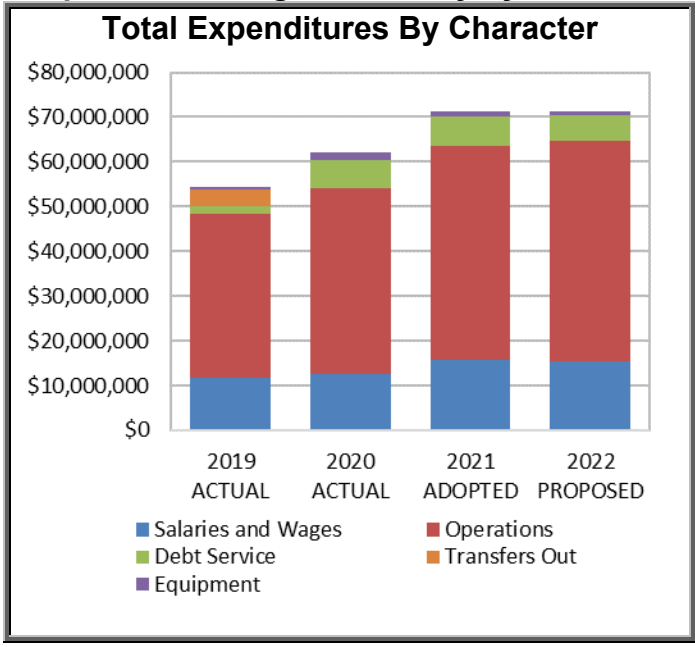

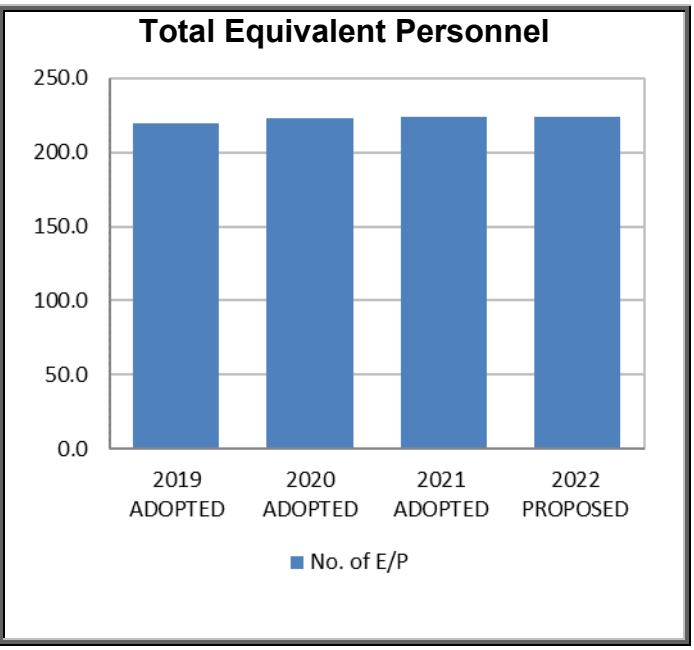

Department Summary

Expenditures Summary by Character & Object

CHARACTER/ OBJECT DESCRIPTION	2019 ACTUAL	2020 ACTUAL	2021 ADOPTED	2022 PROPOSED	CHANGE AMOUNT	CHANGE PERCENT
Salaries and Wages						
OTHER PREMIUM PAY	$1,147,959	$1,418,400	$1,688,917	$991,994	-$696,923	-41.3%
WAGES & SALARIES	$10,480,947	$11,272,322	$14,084,622	$14,503,243	$418,621	3.0%
Salaries and Wages Total	**$11,628,906**	**$12,690,722**	**$15,773,539**	**$15,495,237**	**-$278,302**	**-1.8%**
Operations						
MATERIALS & SUPPLIES	$4,978,717	$6,063,143	$7,422,004	$7,642,439	$220,435	3.0%
SERVICES	$4,815,765	$6,056,436	$9,144,615	$10,695,926	$1,551,311	17.0%
UTILITIES	$13,165,927	$13,116,621	$16,661,915	$16,746,915	$85,000	0.5%
TRAVEL	$48,670	$39,504	$77,930	$77,930	$0	N/A
OTHER COSTS	$1,295,274	$1,542,489	$2,155,416	$2,145,416	-$10,000	-0.5%
INTERFUND COST RECLASSIFICATION	$9,113,347	$9,582,336	$11,075,221	$11,658,164	$582,943	5.3%
OPERATING EXPENSE	$3,401,944	$4,948,845	$1,362,855	$1,703,245	$340,390	25.0%
SPECIAL PROJECTS	$1,130			$0	$0	N/A
Operations Total	**$36,820,774**	**$41,349,374**	**$47,899,956**	**$50,670,035**	**$2,770,079**	**5.8%**
Debt Service						
INTEREST EXPENSE	$1,531,945	$1,444,750	$1,337,396	$1,188,823	-$148,573	-11.1%
DEBT SERVICE	$88,324	$4,935,730	$4,993,210	$4,774,241	-$218,969	-4.4%
Debt Service Total	**$1,620,269**	**$6,380,480**	**$6,330,606**	**$5,963,064**	**-$367,542**	**-5.8%**
Transfers Out						
PROPRIETARY FUNDS	$3,882,146	$0	$0	$0	$0	N/A
Transfers Out Total	**$3,882,146**	**$0**	**$0**	**$0**	**$0**	**N/A**
Equipment						
LEASE PURCHASES	$12,276	$13,463	$20,803	$22,603	$1,800	8.7%
MACHINERY & EQUIPMENT	$514,211	$1,767,005	$1,176,000	$662,889	-$513,111	-43.6%
Equipment Total	**$526,487**	**$1,780,468**	**$1,196,803**	**$685,492**	**-$511,311**	**-42.7%**
Department Total	**$54,478,581**	**$62,201,043**	**$71,200,904**	**$72,813,828**	**$1,612,924**	**2.3%**

Equivalent Personnel Summary by Program

PROGRAM	2019 ADOPTED	2020 ADOPTED	2021 ADOPTED	2022 PROPOSED	CHANGE AMOUNT	CHANGE PERCENT
Water Administration Program	75.0	75.0	73.0	73.0	0.0	0.0%
Water Operations Program	145.0	148.0	151.0	151.0	0.0	0.0%
Department Total	**220.0**	**223.0**	**224.0**	**224.0**	**0.0**	**0.0%**

Water Administration Program

Program Description

The Water Administration Program ensures that the Department's long-term plans meet the capital, operational, and economic needs of the Department and County, while remaining equitable for stakeholders and maintaining water sustainability and quality.

Currently, this program consists of the Director's Office, Fiscal/Customer Service Division, Engineering Division, and Water Resources and Planning Division.

Countywide Outcome(s)

The Water Administration Program supports the following countywide outcome(s):

- An Affordable, Healthy, and Thriving Community
- A Strong, Diversified Economy
- An Environmentally Responsible and Sustainable Community
- Well-planned Public Infrastructure
- A Prepared, Safe, and Livable County

Population Served

The Water Administration Program serves the County of Maui except for Lanai, Kaanapali, Kapalua, parts of Kahakuloa, and Molokai.

Services Provided

The Water Administration Program is responsible for overall management of the Department, expenditures and revenues, and administering the water user charge system. This program monitors compliance with Maui County Code provisions, Department rules and regulations, and water system standards, and reviews and approves building permits, subdivision applications and water service requests. The Water Administration Program identifies, plans, and constructs water infrastructure to support community plans. Human resources, water conservation, safety and community outreach are also functions of the Water Administration program.

Key Activity Goals & Measures

GOALS/OBJECTIVES	SUCCESS MEASUREMENTS	FY 2020 ACTUAL	FY 2021 ESTIMATE	FY 2022 ESTIMATE
Goal #1: Provide reliable, top quality water service at a reasonable cost.				
1. Plan, design, fund, and construct CIPs in a timely manner	% of CIP design projects with bid opening before deadline	60%	100%	100%
2. Maintain affordable and equitable rates and fees	% of maintaining a three month operations reserve fund	100%	100%	100%
Goal #2: Recruit and retain needed staff.				
1. Retain, and enhance opportunities for, existing staff	# of staff promoted or obtaining new certifications	26	30	30
	# of staff training/ educational opportunities provided	246	350	350
	% of annual evaluations completed on time	87%	85%	85%

Water Administration Program

Key Activity Goals & Measures (Cont'd)

GOALS/OBJECTIVES	SUCCESS MEASUREMENTS	FY 2020 ACTUAL	FY 2021 ESTIMATE	FY 2022 ESTIMATE
Goal #3: Improve public relations and customer service.				
1. Design, complete, and follow-up on customer satisfaction surveys	# of Upcountry List requests processed (reoffers)	40	80	80
2. Process permits in a timely and efficient manner	Average days for single family residential permit review	30	28	28
Goal #4: Support a sustainable water supply.				
1. Support a sustainable water supply; Protect watersheds, aquifers, and stream resources	Allocate up to 4% of the operations budget toward watershed protection and management	9%	0	3.8%

Program Budget Summary by Fiscal Year – Water Supply Fund

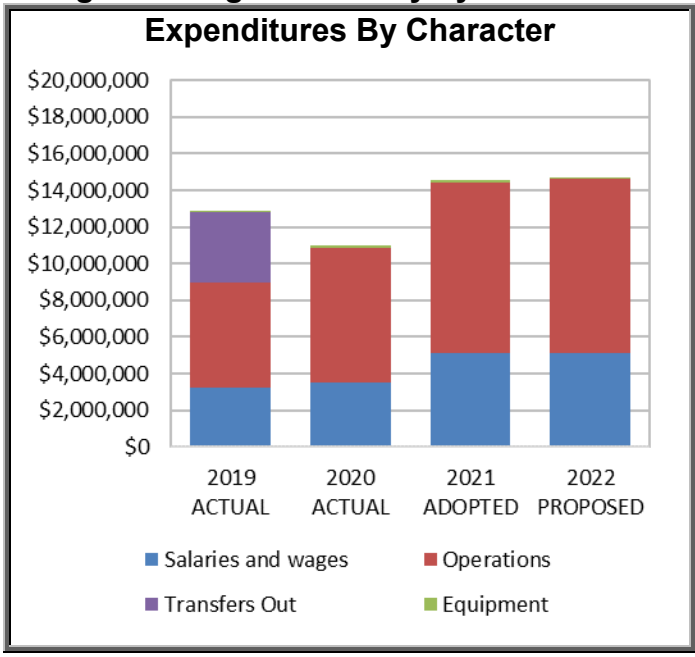

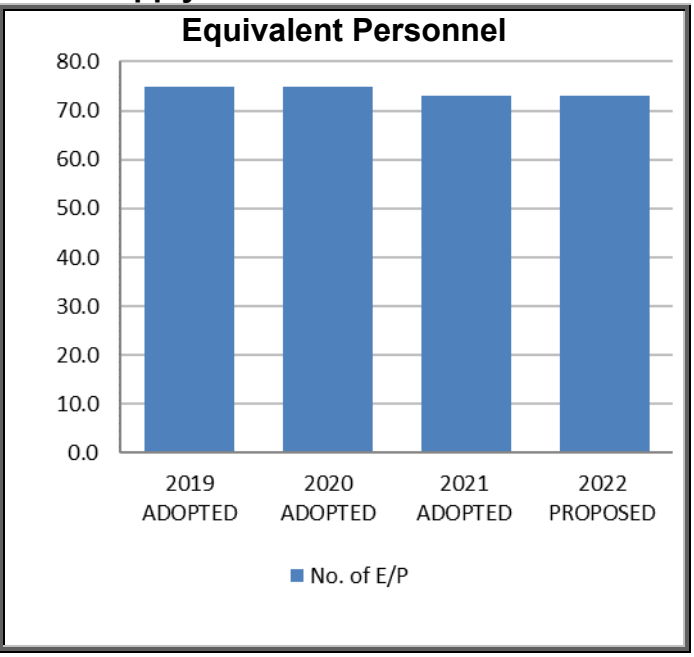

Water Administration Program

Expenditures Summary by Character & Object – Water Fund

CHARACTER/ OBJECT DESCRIPTION	2019 ACTUAL	2020 ACTUAL	2021 ADOPTED	2022 PROPOSED	CHANGE AMOUNT	CHANGE PERCENT
Salaries and wages						
OTHER PREMIUM PAY	$107,342	$95,985	$324,061	$65,000	-$259,061	-79.9%
WAGES & SALARIES	$3,122,910	$3,386,760	$4,822,902	$5,078,124	$255,222	5.3%
Salaries and Wages Total	**$3,230,252**	**$3,482,745**	**$5,146,963**	**$5,143,124**	**-$3,839**	**-0.1%**
Operations						
MATERIALS & SUPPLIES	$1,188,974	$1,259,045	$1,296,418	$1,516,853	$220,435	17.0%
SERVICES	$3,671,216	$5,330,256	$6,841,280	$7,422,126	$580,846	8.5%
UTILITIES	$96,256	$99,139	$121,999	$206,999	$85,000	69.7%
TRAVEL	$17,086	$13,376	$14,730	$14,730	$0	N/A
OTHER COSTS	$762,681	$651,308	$980,150	$970,150	-$10,000	-1.0%
Operations Total	**$5,736,214**	**$7,353,124**	**$9,254,577**	**$10,130,858**	**$876,281**	**9.5%**
Transfers Out						
PROPRIETARY FUNDS	$3,882,146	$0	$0	$0	$0	N/A
Transfers Out Total	**$3,882,146**	**$0**	**$0**	**$0**	**$0**	**N/A**
Equipment						
LEASE PURCHASES	$41,683	$138,593	$138,100	$61,500	-$76,600	-55.5%
MACHINERY & EQUIPMENT	$11,515	$11,368	$17,803	$17,803	$0	N/A
Equipment Total	**$53,198**	**$149,961**	**$155,903**	**$79,303**	**-$76,600**	**-49.1%**
Program Total	**$12,901,810**	**$10,985,830**	**$14,557,443**	**$15,353,285**	**$795,842**	**5.5%**

Equivalent Personnel Summary by Position Title – Water Fund

POSITION TITLE	2019 ADOPTED	2020 ADOPTED	2021 ADOPTED	2022 PROPOSED	CHANGE AMOUNT	CHANGE PERCENT
Account Clerk III	2.0	2.0	2.0	2.0	0.0	0.0%
Accountant II	1.0	1.0	1.0	1.0	0.0	0.0%
Accountant II	1.0	1.0	1.0	1.0	0.0	0.0%
Accountant III	2.0	2.0	2.0	2.0	0.0	0.0%
Accountant IV	1.0	1.0	1.0	1.0	0.0	0.0%
Administrative Officer	1.0	1.0	1.0	1.0	0.0	0.0%
Assistant Fiscal Officer	1.0	1.0	1.0	1.0	0.0	0.0%
Cashier II	3.0	3.0	3.0	3.0	0.0	0.0%
Civil Engineer I	1.0	1.0	1.0	1.0	0.0	0.0%
Civil Engineer II	1.0	1.0	1.0	1.0	0.0	0.0%
Civil Engineer III	2.0	2.0	2.0	2.0	0.0	0.0%
Civil Engineer IV	4.0	4.0	4.0	4.0	0.0	0.0%
Civil Engineer V	4.0	4.0	4.0	4.0	0.0	0.0%
Civil Engineer VI	3.0	3.0	3.0	3.0	0.0	0.0%
Clerk III	2.0	2.0	2.0	2.0	0.0	0.0%
Commission Support Clerk	1.0	1.0	1.0	1.0	0.0	0.0%
Customer Relations Assistant	1.0	1.0	1.0	1.0	0.0	0.0%
Customer Service Representative I	1.0	1.0	1.0	1.0	0.0	0.0%
Customer Service Representative II	3.0	3.0	3.0	3.0	0.0	0.0%
Deputy Director	1.0	1.0	1.0	1.0	0.0	0.0%
Director	1.0	1.0	1.0	1.0	0.0	0.0%
Engineering Aide IV	1.0	1.0	1.0	1.0	0.0	0.0%
Engineering Program Manager	2.0	2.0	2.0	2.0	0.0	0.0%
Engineering Support Technician I	1.0	1.0	1.0	1.0	0.0	0.0%
Field Collection Representative II	1.0	1.0	1.0	1.0	0.0	0.0%
Fiscal Officer	1.0	1.0	1.0	1.0	0.0	0.0%
Land Use Permit Clerk	2.0	2.0	2.0	2.0	0.0	0.0%
Meter Reader I	5.0	5.0	5.0	5.0	0.0	0.0%

Water Administration Program

Equivalent Personnel Summary by Position Title – Water Fund (Cont'd)

POSITION TITLE	2019 ADOPTED	2020 ADOPTED	2021 ADOPTED	2022 PROPOSED	CHANGE AMOUNT	CHANGE PERCENT
Meter Reading/Field Collection Supervisor	1.0	1.0	1.0	1.0	0.0	0.0%
Personnel Assistant I	1.0	1.0	1.0	1.0	0.0	0.0%
Planner IV	2.0	2.0	2.0	2.0	0.0	0.0%
Planner V	3.0	3.0	3.0	3.0	0.0	0.0%
Planner VI	2.0	2.0	2.0	2.0	0.0	0.0%
Planning Program Manager	1.0	1.0	1.0	1.0	0.0	0.0%
Pre-Audit Clerk I	3.0	3.0	3.0	3.0	0.0	0.0%
Private Secretary	1.0	1.0	1.0	1.0	0.0	0.0%
Purchasing Specialist IV	1.0	1.0	1.0	1.0	0.0	0.0%
Purchasing Technician	2.0	2.0	1.0	1.0	0.0	0.0%
Safety Specialist II	1.0	1.0	1.0	1.0	0.0	0.0%
Secretary II	1.0	1.0	1.0	1.0	0.0	0.0%
Secretary III	1.0	1.0	1.0	1.0	0.0	0.0%
Storekeeper I	1.0	1.0	0.0	0.0	0.0	0%
Waterworks Inspector II	4.0	4.0	4.0	4.0	0.0	0.0%
Program Total	**75.0**	**75.0**	**73.0**	**73.0**	**0.0**	**0.0%**

Continuation Budget Changes (+/- $10,000) from FY 2021 Adopted Budget

EXPLANATION OF BUDGET CHANGES	CHANGE AMOUNT	CHANGE E/P
Salaries and Wages		
WAGES & SALARIES:		
953000A-5101 Regular Wages: Adjustment in salaries due to Collective Bargaining Agreement increase; offset by positions filled at a lower level.	$21,648	0.0
953083A-5101 Regular Wages: Adjustment in salaries due to Collective Bargaining Agreement increase; offset by positions filled at a lower level.	$51,287	0.0
953109A-5101 Regular Wages: Adjustment in salaries due to Collective Bargaining Agreement increase and position reallocation.	$140,208	0.0
953158A-5101 Regular Wages: Adjustment in salaries due to Collective Bargaining Agreement increase and position reallocation.	$42,079	0.0
OTHER PREMIUM PAY:		
953000A-5250 Salary Adjustments: Deletion of one-time appropriation in anticipated salary increase in Collective Bargaining Agreement.	-$29,718	
953083A-5250 Salary Adjustments: Deletion of one-time appropriation in anticipated salary increase in Collective Bargaining Agreement.	-$91,016	
953109A-5250 Salary Adjustments: Deletion of one-time appropriation in anticipated salary increase in Collective Bargaining Agreement.	-$102,436	
953158A-5250 Salary Adjustments: Deletion of one-time appropriation in anticipated salary increase in Collective Bargaining Agreement.	-$35,891	
Operations		
SERVICES:		
953083B-6110 Computer Services: Budget transferred to 953083B-6154.	-$75,000	
953158B-6132 Professional Services: Deletion of one-time appropriation for the Molokai WUDP.	-$150,000	
953159B-6132 Professional Services: Deletion of funding for not being compliance in FY 2019 and FY 2020 for Leeward Haleakala Forest Restoration.	-$225,000	

Water Administration Program

Continuation Budget Changes (+/- $10,000) from FY 2021 Adopted Budget (Cont'd)

EXPLANATION OF BUDGET CHANGES	CHANGE AMOUNT	CHANGE E/P
Operations		
SERVICES:		
953162B-6132 Professional Services: Budget transferred to 953172B.	-$600,000	
953172B-6132 Professional Services: Budget transferred from 953162B. Newly created index code for Mauna Kahalawai Watershed Partnership.	$600,000	
OTHER COSTS:		
953000B-6273 Safety Program: Deletion of one-time appropriation for a targeted solutions software.	-$10,000	
UTILITIES:		
953083B-6154 Telephone: Budget transferred from 953083B-6110.	$75,000	
Equipment		
MACHINERY AND EQUIPMENT:		
953083C-7031 Computer Equipment: Deletion of one-time appropriation in FY 2021.	-$17,100	
953109C-7031 Computer Equipment: Deletion of one-time appropriation in FY 2021.	-$43,300	
953109C-7031 Motor Vehicles: Deletion of one-time appropriation in FY 2021.	-$44,000	
953109C-7031 Other Equipment: Deletion of one-time appropriation in FY 2021.	-$15,000	
953158C-7031 Computer Equipment: Deletion of one-time appropriation in FY 2021.	-$11,100	

Expansion Budget Request from FY 2021 Adopted Budget

EXPLANATION OF BUDGET CHANGES	CHANGE AMOUNT	CHANGE E/P
Salaries and Wages		
None	$0	
Operations		
SERVICES:		
953083B-6132 Professional Services: Additional funding for 3rd phase of meter replacement program.	$400,000	
953169B-6132 Professional Services: Additional funding to match grant proposal for East Maui Watershed Protection.	$59,557	
953080B-6132 Professional Services: Additional funding to match grant proposal for Honokowai/Wahikuli Watershed.	$1,166	
953091B-6132 Professional Services: Additional funding to match grant proposal for Auwahi Forest Restoration Project.	$576	
953109B-6132 Professional Services: Additional funding to support for Utilities Leak Survey and for asset management system.	$225,000	
953158B-6132 Professional Services: Additional funding for USGS monitoring program, USGS groundwater availability study, BOR conservation/drought contingency grant match, and Molokai Qusp Phase II.	$311,547	
953172B-6132 Professional Services: 4% increase request for Mauna Kahalawai Watershed Partnership.	$24,000	
953169B-6132 Professional Services: Additional funding to match grant proposal for East Maui Watershed Protection.	$59,557	
953170B-6132 Professional Services: Additional funding to match grant proposal for Puu Kukui Watershed Preservation.	$10,000	
UTILITIES:		
953083B-6154 Telephone: Additional funding due to recurring cellular fees for meter program.	$10,000	

Water Administration Program

Expansion Budget Request from FY 2021 Adopted Budget (Cont'd)

EXPLANATION OF BUDGET CHANGES	CHANGE AMOUNT	CHANGE E/P
Operations		
MATERIALS & SUPPLIES:		
953109B-6051 Safety Supplies: Additional funding to cover inspector boots (replace every 6 months).	$900	
953083B-6014 Stores inventory expense: Additional funding for stores account.	$219,535	
Equipment		
MACHINERY AND EQUIPMENT:		
953000C-7031 Computer Equipment: Replacement of five computers at $1,500 each.	$7,500	
953109C-7040 Motor Vehicles: Replacement of one 4x4 door pick up truck for inspectors (CM 2282).	$44,000	
953158C-7031 Computer Equipment: Replacement of two Dell Precision T3630 Tower for Planner V and Planner VI at $5,000 each.	$10,000	
TOTAL EXPANSION BUDGET	**$1,383,338**	**0.0**

County Grant Subsidy Detail

Name of Grantee/Program	FY 2019 Actual	FY 2020 Actual	FY 2021 Adopted	FY 2022 Proposed
Auwahi Forest Restoration Project	$60,000	$119,753	$141,000	$141,576
Countywide Watershed Protection	$125,333	$200,186	$200,000	$200,000
East Maui Watershed Protection	$655,948	$444,033	$710,000	$769,557
East Molokai Watershed Protection	$362,813	$137,187	$250,000	$250,000
Hawaii Agriculture Research Center	$52,809	$56,500	$56,500	$55,500
Honokowai/Wahikuli Watershed Management	$75,000	$75,000	$76,300	$77,466
Leeward Haleakala Forest Restoration	$190,000	$191,350	$225,000	$0
Miconia Containment and Removal	$500,000	$260,000	$260,000	$260,000
Puu Kukui Watershed Preserve	$281,951	$356,489	$330,000	$340,000
Mauna Kahalawai Watershed Protection	$450,000	$473,470	$600,000	$624,000
TOTAL COUNTY GRANT SUBSIDY - WATER ADMINISTRATION PROGRAM	**$2,753,854**	**$2,313,968**	**$2,848,800**	**$2,718,099**

County Grant Subsidy Program under COVID-19

Due to COVID-19 safety precautions for social distancing, DWS Grantees are facing serious cutbacks to volunteering and community-based tree planting, weed control and other field work. These are guided by project staff and can be crucial for the success of the project. Unfortunately, this may continue until State and Federal mandates supports normal operations without social distancing.

County Grant Subsidy Program Description

Auwahi Forest Restoration Project (AFRP)

Auwahi has become one of the most successful, world-renown, native forest restoration projects in Hawaii. They continue to restore dry forest lands on leeward Haleakala, assess the effects of native forest restoration on soil moisture dynamics and potential aquifer recharge, support hydrological research, and continue to provide a successful, expanding, community-based volunteer forest restoration and outreach component. The project also continues to exclude grazing animals, control non-native kikuyu grass, and plant closely-spaced, rapidly growing native shrubs in fenced areas. This project provides three (3) demonstration sites for policy makers to understand a best management practice (BMP) of how to successfully reforest Maui.

Countywide Watershed Protection

Funds will be used to support various watershed preservation and restoration efforts in Maui County including, but not limited to, ungulate control, weed management, fencing and fence repairs, re-planting, monitoring, demo projects, support hydrological research and best management practices, and educational events.

$75,000 will fund the Hawaiian Agriculture Research Center ("HARC") project called "Developing Disease Resistant Ohia for Watershed Protection on Maui." HARC will locate different mother ohi'a tree species of the *M. polymorpha or M. waialealae* variety to collect and screen candidate seeds for a new network of sites to grow ohi'a trees that are resistant to a disease commonly referred to as Rapid Ohi'a Death ("ROD"), which was recently detected on Maui. When they are available, HARC also plans to disburse ROD resistant ohi'a seeds throughout different watershed eco-regions.

East Maui Watershed Protection (EMWP)

The East Maui Watershed consists of approximately 120,000 acres and provides the largest harvested source of surface water in the state. This watershed services Upcountry residents and farmers from Haiku to Kanaio. Ongoing efforts to protect the watershed include fencing, ungulate control, invertebrate and small mammal control, weed management, rare species protection, removal of invasive species, monitoring, education, public outreach and volunteer recruitment to repair and install fencing, and plant native species. This project also works closely with another DWS Grantee, the Waikamoi Upcountry East Maui Source Protection under The Nature Conservancy (TNC), to preserve and protect ten (10) major stream headwaters that supply the Ko'olau and Hana aquifers sectors.

East Molokai Watershed Protection (EMoWP)

The East Molokai watershed is approximately 18,500 acres. Major problems in the area include feral animals, invasive weeds, and fire. Ongoing efforts include ungulate control, weed sweeps, fencing and fence maintenance, re-planting, erosion control, monitoring and mapping.

County Grant Subsidy Program Description (Cont'd)

Hawaii Agriculture Research Center (HARC)– Developing Wilt Resistant Acacia Koa

With major land use change and declines in sugarcane, pineapple, and cattle production, there is an opportunity and keen interest in utilizing native koa in reforestation and restoration efforts, especially in watershed rehabilitation. Moderate to high mortality rates caused by *Fusarium oxysporum* f.sp. koae in many plantings have impeded past efforts. The reintroduction of koa on a landscape level will directly benefit the long-term sustainability of Maui County's water supply in high priority watersheds. HARC continues to develop a network of sites to establish wilt resistant koa seed orchards in multiple eco-regions. The koa seeds collected at these sites are intended to be distributed amongst watershed partners and other organizations to help replant wilt-resistant koa trees throughout Maui.

Honokowai/Wahikuli Watershed Management (TNC)

The Honokowai and Wahikuli watersheds, located within the Kapunakea Preserve in West Maui, have been designated priority watersheds Hawaii Department of Health (DOH), the Environmental Protection Agency (EPA), and the National Oceanic and Atmospheric Administration (NOAA). The project area encompasses a perpetual conservation easement of 1,264 acres. Feral ungulates and invasive weeds are major threats to these watersheds. Axis deer have greatly expanded their range on Maui. Control efforts, including replacement and retrofit of 1.1 miles of fence from 6" to 8", are currently underway.

Mauna Kahalawai Watershed Management (TNC)

This project works closely with the Mauna Kahalawai Watershed Partnership ("MKWP") to combat these threats and to help preserve the pristine mauka headwaters of the Honokowai and Wahikuli watersheds. Included in their efforts are community outreach, nursery maintenance, and coordinating ROD efforts amongst all watershed partners.

Leeward Haleakala Water Restoration Project (LHWRP)

The mission of LHWRP is to protect and restore dry forest lands on leeward Haleakala and examine impacts on moisture-holding to improve both recharge and water quality in the area. Other goals are to protect and recover important forest species, install expansion fencing, reintroduce native species, broadcast seeds, conduct biological surveys, and recruit volunteers to help with an intensive labor effort in cooperation with local, state and private stakeholders. The performance of this project is currently being re-evaluated to determine the viability of future funding.

Miconia Containment and Removal

Maui Invasive Species Committee ("MISC") continues to monitor and remove the spread of miconia over a thousand acres in the Hana forest that are hard to access on foot. Core efforts include repeated removal, treatment of existing areas of growth, and prevention of seed dispersal. MISC also conducts public outreach events and works with other watershed partners to help manage other invasive weeds including pampas grass, fountain grass, ivy gourd, giant reed, rubber vine, Jerusalem thorn, malabar malestome, downy rose myrtle, ruby salt bush, and others. Survey work includes detecting, identifying, and controlling potential problem weeds before they become difficult to control in remote, inaccessible areas.

Pu'u Kukui Watershed Preserve (PKW)

Over 8,600 acres of the Pu'u Kukui Watershed Preserve is one of the most pristine and wettest places on earth. DWS contributes to ongoing efforts that include ungulate control through fencing, trapping and surveying, invasive plant control, rare species protection and research, and water quality testing. These tasks are required to maintain the biodiversity that keeps Pu'u Kukui Watershed Preserve resilient to climate and ecological change so it remains efficient in increasing aquifer recharge. Other

County Grant Subsidy Program Description (Cont'd)

Pu'u Kukui Watershed Preserve (PKW) (cont'd)

important work includes sedimentation prevention, stabilizing riparian buffers and gulches, and strong public outreach to educate and recruit volunteers for watershed conservation and protection efforts

Mauna Kahalawai Watershed Partnership (MKWP)

Over 47,321 acres of the West Maui Mountains is being protected and preserved by MKWP because it is crucial for maintaining efficient recharge and groundwater supply being utilized by DWS and the community in the West and Central Maui areas. MKWP continually combats feral ungulates, invasive weeds, human disturbances, and wildfires in a coordinated effort with Maui Land and Pineapple Company (MLP), The Nature Conservancy (TNC), Maui Invasive Species Committee (MISC) and the Plant Extinction Prevention Program (PEPP) under the Pacific Studies Cooperative Unit (PCSU). Ongoing efforts include expanding and maintaining ungulate fencing, retrofitting and conducting regular trap checks, weed management, plantings, continuous monitoring, and human activities management through outreach, education, and curbing use of the area. With the discovery of ROD on Maui, MKWP is also now planning with other partners to find viable ways to stop the spread of ROD.

Water Department-Wide Expenses

Program Budget Summary by Fiscal Year – Water Fund

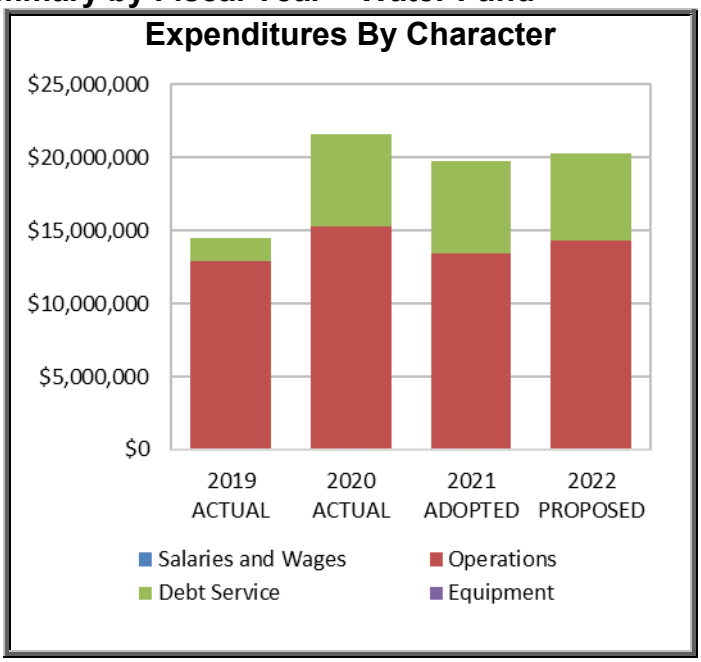

Expenditures Summary by Character & Object – Water Fund

CHARACTER/ OBJECT DESCRIPTION	2019 ACTUAL	2020 ACTUAL	2021 ADOPTED	2022 PROPOSED	CHANGE AMOUNT	CHANGE PERCENT
Salaries and Wages						
OTHER PREMIUM PAY	$0	$0	$0	$0	$0	N/A
WAGES & SALARIES	$0	$0	$0	$0	$0	N/A
Salaries and Wages Total	**$0**	**$0**	**$0**	**$0**	**$0**	**N/A**
Operations						
OTHER COSTS	$380,620	$698,721	$975,000	$975,000	$0	N/A
INTERFUND COST RECLASSIFICATION	$9,113,347	$9,582,336	$11,075,221	$11,658,164	$582,943	5.3%
OPERATING EXPENSE	$3,401,944	$4,948,845	$1,362,855	$1,703,245	$340,390	25.0%
Operations Total	**$12,895,911**	**$15,229,901**	**$13,413,076**	**$14,336,409**	**$923,333**	**6.9%**
Debt Service						
INTEREST EXPENSE	$1,531,945	$1,444,750	$1,337,396	$1,188,823	-$148,573	-11.1%
DEBT SERVICE	$88,324	$4,935,730	$4,993,210	$4,774,241	-$218,969	-4.4%
Debt Service Total	**$1,620,269**	**$6,380,480**	**$6,330,606**	**$5,963,064**	**-$367,542**	**-5.8%**
Equipment						
MACHINERY & EQUIPMENT	$0	$0	$0	$0	$0	N/A
LEASE PURCHASES	$0	$0	$0	$0	$0	N/A
Equipment Total	**$0**	**$0**	**$0**	**$0**	**$0**	**N/A**
Program Total	**$14,516,180**	**$21,610,382**	**$19,743,682**	**$20,299,473**	**$555,791**	**2.8%**

**Note: Expenditures are for fringe benefits, overhead costs and debt service.

Water Operations Program

Program Description

The Water Operations Program is responsible for the management, operation, and repair of county water collection, transmission and processing infrastructure, and related facilities.

Countywide Outcome(s)

The Water Operations Program supports the following countywide outcome(s):

- An Affordable, Healthy, and Thriving Community
- A Strong, Diversified Economy
- An Environmentally Responsible and Sustainable Community
- Well-planned Public Infrastructure
- A Prepared, Safe, and Livable County

Population Served

The Water Operations Program serves the island of Maui and Kaunakakai, Molokai.

Services Provided

The Water Operations Program is responsible for the process control; safety and training; regulatory reporting and compliance; laboratory analysis; preventive maintenance; and efficient operation of the collection, transmission, and processing activities.

Key Activity Goals & Measures

GOALS/OBJECTIVES	SUCCESS MEASUREMENTS	FY 2020 ACTUAL	FY 2021 ESTIMATE	FY 2022 ESTIMATE
Goal #1: Economically produce the highest quality potable water that meets or exceeds all State and Federal water quality standards in sufficient quantity to meet the needs of the customers.				
1. Minimize adverse impacts to the water system	# of system outages or water restrictions due to facility shutdown or deficient water quality	0	0	0
2. Identify and review regulatory compliance requirements that will impact operations and optimize performance to meet Environmental Protection Agency (EPA) and State of Hawaii Department of Health regulatory standards	# of water quality violations received	1	0	0
3. Meet State and Federal sampling requirements	# of samples analyzed to meet regulatory requirements	14,330	17,000	15,000

Water Operations Program

Key Activity Goals & Measures (Cont'd)

GOALS/OBJECTIVES	SUCCESS MEASUREMENTS	FY 2020 ACTUAL	FY 2021 ESTIMATE	FY 2022 ESTIMATE
Goal #2: Operate and maintain the collection, transmission, and processing infrastructure in an efficient manner to ensure that our customers receive the maximum useful life from their facility investment.				
1. Optimize, maintain, or replace facilities' electrical equipment, motors, and switch gear for the most reliable and efficient use of electrical energy	Cost of repair and maintenance	$178,809	$500,000	$500,000
2. Replacement of four well pumps and two booster pumps per year	# of well pumps replaced	5	4	4
	# of booster pumps replaced	2	2	2
Goal #3: Water loss prevention to ensure service lines are efficient and reliable in ensuring minimal interrupted service.				
1. Minimize water loss	# of feet of mainline inspected for leaks	7	25,000	36,000
	# of mainline breaks repaired	308	150	300
2. Upgrade system	# of feet of mainline replaced	4,176	2,500	5,000

Program Budget Summary by Fiscal Year – Water Fund

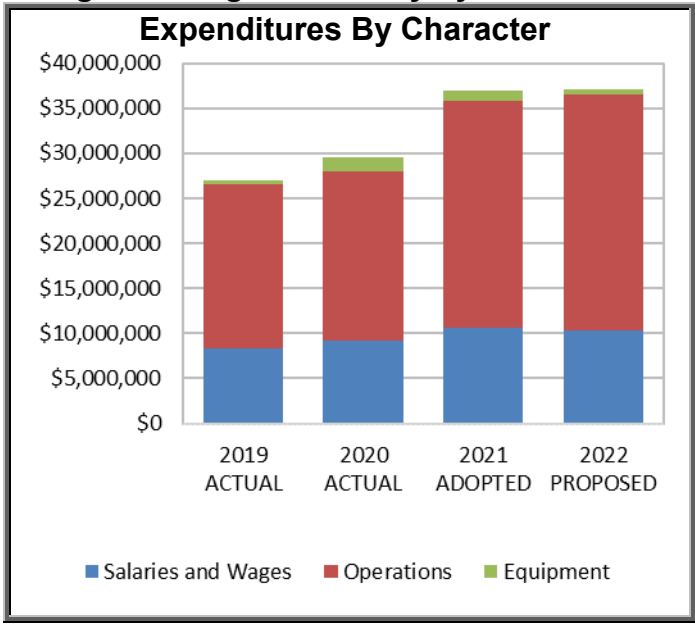

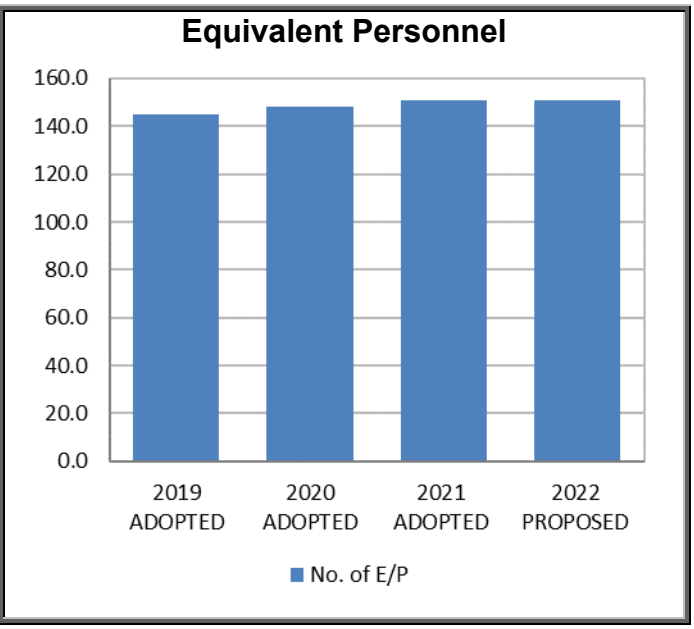

Water Operations Program

Expenditures Summary by Character & Object – Water Fund

CHARACTER/ OBJECT DESCRIPTION	2019 ACTUAL	2020 ACTUAL	2021 ADOPTED	2022 PROPOSED	CHANGE AMOUNT	CHANGE PERCENT
Salaries and Wages						
OTHER PREMIUM PAY	$1,040,618	$1,322,415	$1,364,856	$926,994	-$437,862	-32.1%
WAGES & SALARIES	$7,358,037	$7,885,562	$9,261,720	$9,425,119	$163,399	1.8%
Salaries and Wages Total	**$8,398,654**	**$9,207,977**	**$10,626,576**	**$10,352,113**	**-$274,463**	**-2.6%**
Operations						
MATERIALS & SUPPLIES	$3,789,742	$4,804,098	$6,125,586	$6,125,586	$0	N/A
SERVICES	$1,144,549	$726,181	$2,303,335	$3,273,800	$970,465	42.1%
UTILITIES	$13,069,670	$13,017,482	$16,539,916	$16,539,916	$0	N/A
TRAVEL	$31,584	$26,127	$63,200	$63,200	$0	N/A
OTHER COSTS	$151,973	$192,460	$200,266	$200,266	$0	N/A
SPECIAL PROJECTS	$1,130	$0	$0	$0	$0	N/A
Operations Total	**$18,188,649**	**$18,766,349**	**$25,232,303**	**$26,202,768**	**$970,465**	**3.8%**
Equipment						
MACHINERY & EQUIPMENT	$472,528	$1,628,411	$1,037,900	$601,389	-$436,511	-42.1%
LEASE PURCHASES	$761	$2,095	$3,000	$4,800	$1,800	60.0%
Equipment Total	**$473,289**	**$1,630,507**	**$1,040,900**	**$606,189**	**-$434,711**	**-41.8%**
Program Total	**$27,060,592**	**$29,604,832**	**$36,899,779**	**$37,161,070**	**$261,291**	**0.7%**

Equivalent Personnel Summary by Position Title – Water Fund

POSITION TITLE	2019 ADOPTED	2020 ADOPTED	2021 ADOPTED	2022 PROPOSED	CHANGE AMOUNT	CHANGE PERCENT
Assistant Field Operations Division Chief	1.0	1.0	1.0	1.0	0.0	0.0%
Assistant Water Treatment Plant Operations/ Maintenance Supervisor	2.0	2.0	2.0	2.0	0.0	0.0%
Automotive Mechanic I	1.0	1.0	1.0	1.0	0.0	0.0%
Backflow Control Technician II	1.0	1.0	1.0	1.0	0.0	0.0%
Backflow Cross Connection Technician IV	1.0	1.0	1.0	1.0	0.0	0.0%
Carpenter I	2.0	2.0	2.0	2.0	0.0	0.0%
Clerk Dispatcher II	2.0	2.0	2.0	2.0	0.0	0.0%
Construction Equipment Mechanic I	3.0	3.0	3.0	3.0	0.0	0.0%
Construction Equipment Mechanic II	1.0	1.0	1.0	1.0	0.0	0.0%
Electrician/Electronic Repairer Supervisor	1.0	1.0	1.0	1.0	0.0	0.0%
Electronic Technician I	4.0	4.0	4.0	4.0	0.0	0.0%
Electronic Technician II	1.0	1.0	1.0	1.0	0.0	0.0%
Equipment Operator III	5.0	5.0	5.0	5.0	0.0	0.0%
Equipment Operator IV	3.0	3.0	3.0	3.0	0.0	0.0%
Field Operations Division Chief	1.0	1.0	1.0	1.0	0.0	0.0%
Heavy Equipment & Construction Welder	1.0	1.0	1.0	1.0	0.0	0.0%
Labor Supervisor I	1.0	1.0	1.0	1.0	0.0	0.0%
Laborer II	7.0	7.0	7.0	7.0	0.0	0.0%
Pipefitter Helper	12.0	14.0	14.0	14.0	0.0	0.0%
Pipefitter I	22.0	23.0	23.0	23.0	0.0	0.0%
Pipefitter II	7.0	7.0	7.0	7.0	0.0	0.0%
Plant Electrician/Electronic Repairer I	3.0	3.0	3.0	3.0	0.0	0.0%
Plant Electrician/Electronic Repairer II	1.0	1.0	1.0	1.0	0.0	0.0%
Plant Operations Division Chief	1.0	1.0	1.0	1.0	0.0	0.0%
Purchasing Technician			1.0	1.0	0.0	0.0%

Water Operations Program

Equivalent Personnel Summary by Position Title – Water Fund (Cont'd)

POSITION TITLE	2019 ADOPTED	2020 ADOPTED	2021 ADOPTED	2022 PROPOSED	CHANGE AMOUNT	CHANGE PERCENT
Staff Services Assistant	1.0	1.0	1.0	1.0	0.0	0.0%
Storekeeper I			1.0	1.0	0.0	0.0%
Supervising Electronic Technician	1.0	1.0	1.0	1.0	0.0	0.0%
Treasury Clerk I	1.0	1.0	1.0	1.0	0.0	0.0%
Valve Repair/Pipefitter II	1.0	1.0	1.0	1.0	0.0	0.0%
Water Meter Mechanic Helper			0.0	0.0	0.0	0%
Water Meter Technician I	1.0	1.0	1.0	1.0	0.0	0.0%
Water Meter Technician II	1.0	1.0	1.0	1.0	0.0	0.0%
Water Microbiologist I	5.0	5.0	5.0	5.0	0.0	0.0%
Water Microbiologist II	3.0	3.0	3.0	3.0	0.0	0.0%
Water Microbiologist III	1.0	1.0	1.0	1.0	0.0	0.0%
Water Microbiologist V	1.0	1.0	1.0	1.0	0.0	0.0%
Water Plant Maintenance Mechanic	1.0	1.0	1.0	1.0	0.0	0.0%
Water Plant Maintenance Mechanic Helper	2.0	2.0	2.0	2.0	0.0	0.0%
Water Plant Maintenance Mechanic I	7.0	7.0	7.0	7.0	0.0	0.0%
Water Plant Maintenance Mechanic II	1.0	1.0	1.0	1.0	0.0	0.0%
Water Plant Maintenance Mechanic Supervisor	1.0	1.0	1.0	1.0	0.0	0.0%
Water Service Clerk Dispatcher	1.0	1.0	1.0	1.0	0.0	0.0%
Water Service Supervisor II	6.0	6.0	6.0	6.0	0.0	0.0%
Water Support Services Supervisor	1.0	1.0	1.0	1.0	0.0	0.0%
Water Treatment Plant Division Chief	1.0	1.0	1.0	1.0	0.0	0.0%
Water Treatment Plant Operations/ Maintenance Supervisor	1.0	1.0	1.0	1.0	0.0	0.0%
Water Treatment Plant Operations/Maintenance Supervisor	1.0	1.0	1.0	1.0	0.0	0.0%
Water Treatment Plant Operator II	5.0	5.0	5.0	5.0	0.0	0.0%
Water Treatment Plant Operator IV	12.0	12.0	12.0	12.0	0.0	0.0%
Water Treatment Plant Trainee	1.0	1.0	1.0	1.0	0.0	0.0%
Water Treatment Plant Worker	2.0	2.0	3.0	3.0	0.0	0.0%
Waterworks Maintenance Helper	2.0	2.0	2.0	2.0	0.0	0.0%
Program Total	**145.0**	**148.0**	**151.0**	**151.0**	**0.0**	**0.0%**

Continuation Budget Changes (+/- $10,000) from FY 2021 Adopted Budget

EXPLANATION OF BUDGET CHANGES	CHANGE AMOUNT	CHANGE E/P
Salaries and Wages		
WAGES & SALARIES:		
953307A-5101 Regular Wages: Adjustment in salaries due to Collective Bargaining Agreement increase and positions filled at a higher level.	$69,042	0.0
953471A-5101 Regular Wages: Adjustment in salaries due to Collective Bargaining Agreement increase, position reallocation; offset by a transfer of 1.0 Water Treatment Plant Worker to 953604A.	$57,312	(1.0)
953604A-5101 Regular Wages: Adjustment in salaries due to Collective Bargaining Agreement increase, positions reallocation and a transfer of 1.0 Water Treatment Plant Worker from 953471A.	$37,045	1.0
OTHER PREMIUM PAY:		
953307A-5250 Salary Adjustments: Deletion of one-time appropriation in anticipated salary increase in Collective Bargaining Agreement.	-$236,744	

Water Operations Program

Continuation Budget Changes (+/- $10,000) from FY 2021 Adopted Budget (Cont'd)

EXPLANATION OF BUDGET CHANGES	CHANGE AMOUNT	CHANGE E/P
Salaries and Wages		
OTHER PREMIUM PAY:		
953471A-5250 Salary Adjustments: Deletion of one-time appropriation in anticipated salary increase in Collective Bargaining Agreement.	-$105,202	
953604A-5250 Salary Adjustments: Deletion of one-time appropriation in anticipated salary increase in Collective Bargaining Agreement.	-$95,886	
Operations		
None	$0	
Equipment		
MACHINERY AND EQUIPMENT:		
953307C-7040 Motor Vehicles: Deletion of one-time appropriation in FY 2021.	-$195,000	
953307C-7044 Other Equipment: Deletion of one-time appropriation in FY 2021.	-$82,400	
953471C-7040 Motor Vehicles: Deletion of one-time appropriation in FY 2021.	-$152,000	
953471C-7044 Other Equipment: Deletion of one-time appropriation in FY 2021.	-$120,000	
953604C-7044 Other Equipment: Deletion of one-time appropriation in FY 2021.	-$479,500	

Expansion Budget Request from FY 2021 Adopted Budget

EXPLANATION OF BUDGET CHANGES	CHANGE AMOUNT	CHANGE E/P
Salaries and Wages		
None	$0	0.0
Operations		
SERVICES:		
953307B-6132 Professional Services: Additional funding for Wailuku Water Company Maintenance.	$970,465	
Equipment		
MACHINERY AND EQUIPMENT:		
953307C-7040 Motor Vehicles: Replacement of 1 Ton 4x4 Utility Box Lift Gate Pipe Rack at $59,000 (CM 2127) and 1 Ton 4x4 Lift Gate Utility Gate Bed Pipe Rack at $59,000 (CM 2243).	$118,000	
953307C-7044 Other Equipment: Replacement of two Jumping Jack Compactor at $3,700 each, one Flat Rate Tamper at $3,000 and one A/C Reclaimer at $8,000.	$18,400	
953471C-7040 Motor Vehicles: Replacement of one 2008 Ford F-350 Super Duty at $62,000 (CM 2225), one 2003 Chevy Trailblazer at $45,000 (CM 2467), one 2008 Ford Ranger 4x4 at $55,000 (CM 2231) and one 2005 Ford Ranger 4x4 at $55,000 (CM 2078).	$217,000	
953471C-7044 Other Equipment: Replacement of one Thermos Barnstead Mega Pure Distiller at $20,000.	$20,000	
953604C-7105 Leased Equipment: New copier lease.	$1,800	
953604C-7030 Communication Equipment: Replacement of the Security System for Piiholo at $24,990.	$24,990	
953604C-7040 Motor Vehicles: Replacement of one (1) 4x4 Standard SUV at $50,000 (CM 1935).	$50,000	

Water Operations Program

Expansion Budget Request from FY 2021 Adopted Budget (Cont'd)

EXPLANATION OF BUDGET CHANGES	CHANGE AMOUNT	CHANGE E/P
Equipment		
MACHINERY AND EQUIPMENT:		
953604C-7044 Other Equipment: Replacement of two (2) Hatch Streaming Current Detector at $20,000 each, replacement of one (1) 12" Valve and Auma Actuator at $15,000, replacement of four (4) 4" Valve and Auma Actuator at $7,000 each, replacement of one Filter Vault Meter for Kamole at $24,999, and replacement of one (1) Forklift for Mahinahina for $45,000.	$152,999	
TOTAL EXPANSION BUDGET	**$1,573,654**	**0.0**

Capital Program

Mayor's Proposed Budget
FY 2022

This page has been intentionally left blank.

This section provides a description of the County of Maui's Capital Budget; summaries of the proposed FY 2022 Capital Budget by major fund, department, district, funding type and project type; six-year proposed Capital Improvement Program (CIP) plan, also referred to as "Capital Program" budget; impacts of the capital projects on the operating budget; and capital budget policies and guidelines. Detailed information relating to the capital projects with proposed funding in FY 2022 can be found in the Department Capital Project Sheets section of this budget book.

Definition of Capital Program and Capital Project

The County of Maui's CIP plan is a six-year plan that outlines the public infrastructure needs of the community. The CIP plan provides the citizens of Maui County with a list of capital projects planned for the ensuing fiscal year and the next succeeding five years. While the CIP plan covers a 6-year planning horizon, the plan is updated annually to reflect ongoing changes as projects are added, existing projects are modified, completed, and/or withdrawn from the CIP plan. The County Council only appropriates funding for capital projects planned in the ensuing fiscal year.

Chapter 3.04.010, Maui County Code, defines a capital improvement as "*a permanent improvement or betterment as distinguished from ordinary repair or current maintenance.*" A capital project is a project to construct either new facilities; significant, long-term renovation to existing facilities; or purchase specialized, long-life equipment. Many grants made by non-county entities (i.e. state, federal, or private) to fund capital projects for the county are also included in the capital budget.

The County Charter and County Code do not provide provisions on a monetary threshold for projects to qualify as a capital project. However, there are many factors that affect how a capital project is funded and administered. Depending on its cost, size and scope, a project may be funded in the department's operating or capital budget. Bonds or loans may only be used to fund capital projects.

FY 2022 Capital Budget Overview

ALL SOURCES OF FUNDS: $169.9M
Total Capital Projects by Major Fund Type
Figure 5-1 (in Millions)

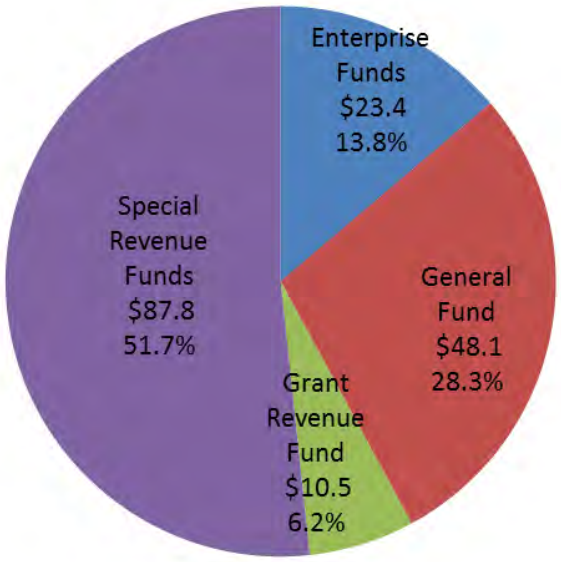

COUNTY SOURCES OF FUNDS: $159.3M
Total Capital Projects by Major Fund Type
Figure 5-2 (in Millions)

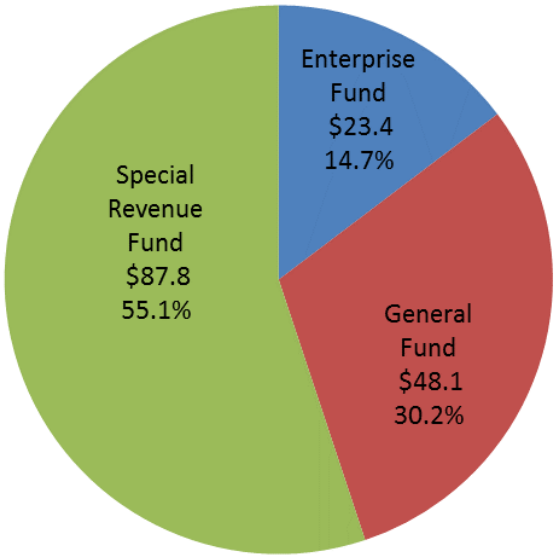

FY 2022 Capital Budget Overview (Cont'd)

As shown in the charts on the prior page, the proposed FY 2022 CIP Budget totals $169.9 million. This total includes capital projects funded through the County and Grant Revenue Funds. The FY 2022 CIP Budget funded by County Funds is $159.3 million, an increase of $19.5 million from the FY 2021 Adopted Budget.

The following sections include graphs and tables detailing the FY 2022 Proposed Capital Budget from All Sources of Funds by department, district, fund type and project type:

FY 2021 Capital Budget Summary by Department

ALL SOURCES OF FUNDS: $169.9M
Figure 5-3

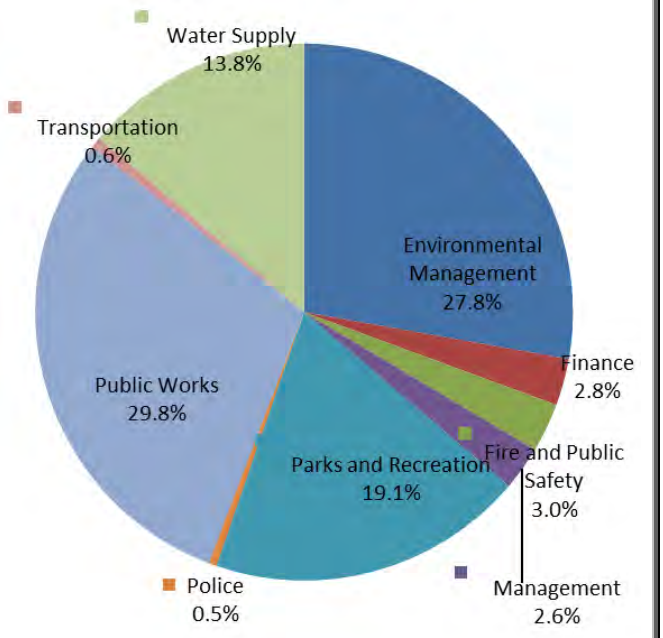

ALL SOURCES OF FUNDS: $169.9M
Figure 5-4

Department	FY 2022 Proposed
Environmental Management	$47,220,000
Finance	$4,785,000
Fire and Public Safety	$5,020,000
Management	$4,500,000
Parks and Recreation	$32,410,000
Police	$800,000
Public Works	$50,618,100
Transportation	$1,100,000
Water Supply	$23,425,000
Total	**$169,878,100**

As shown in Figure 5-3, the Department of Public Works capital projects make up 29.8% or $50.6 million of the total FY 2022 Capital Budget. These capital projects consist of road and related improvements, beautification, sidewalks, bike paths, drainage, bridge repairs and maintenance, safety and utilities, and accessibility for persons with disabilities. The most notable projects planned in FY 2022 are: Countywide Federal Aid Program for $15.1 million; $10.1 million for Countywide Road Resurfacing and Pavement Preservation; $7.5 million for the Haiku Road Slope Stability Improvements; $4.4 million for the Countywide Drainline Replacement Program; and $4.3 million for the Kalepa Rockfall Repairs.

Capital projects under the Department of Environmental Management represent the second largest percentage of the total proposed FY 2022 Capital Budget at 27.8% or $47.2 million of the total FY 2022 Capital Budget. Projects listed under this department include those planned under both the Solid Waste and Wastewater Divisions. This year's funding includes: $13.0 million for West Maui Recycled Water System Expansion; $10.5 million Lahaina Wastewater Reclamation Facility R-1 Process Expansion; $4.0 million for Napili Wastewater Pump Station No. 3 Modifications; $2.3 million for Kihei Wastewater Pump Station No. 9 Modification/Upgrade; and $8.5 million for improvements mandated by the Environmental Protection Agency (EPA) and State of Hawaii Department of Health permit requirements.

FY 2022 Capital Budget Summary by Department (Cont'd)

This year's funding for the Department of Parks and Recreation represents the third largest percentage of the total proposed FY 2022 CIP Budget at 19.1% or $32.4 million. These capital projects include: $15.0 million for War Memorial Gym Building Improvements; $4.0 million for the Lanai Youth Center and Skate Park; $3.0 million for Old Hana School Improvements; $2.1 million for improvements at the Velma McWayne Santos Center; $1.5 million for the Lihikai School Park Site Improvements; and $1.3 million for Helene Hall Improvements.

Assuring the availability of water is sufficient to meet the community's needs is a high priority for the Administration. This year's funding for the Department of Water Supply represents $23.4 million or 13.8% of the total FY 2022 CIP Budget and includes: $14.05 million for West Maui Reliable Capacity; $4.6 million for Countywide Upgrades and Replacements; $2.0 million for Acquisition of Wailuku Water Company Water System; and $1.05 million for Countywide Facility Improvements.

The CIP funding for the Department of Fire and Public Safety represents $5.02 million or 3.0% for the total FY 2022 CIP Budget. These projects include: $2.6 million for Lanai Fire Station Improvements; and $0.8 million for the design of the Haiku Fire Station.

The FY 2022 Capital Budget for the Department of Finance and the Department of Management are $4.8 million (2.8%) and $4.5 million (2.6%), respectively. The funding will be used for equipment, and for renovations to newly acquired buildings. The remaining 1.1% of the total capital budget, include projects that will be managed by the Department of Transportation (0.6%) and the Department of Police (0.5%). These capital projects include funding for Countywide Police Facilities; the Central Maui Bus Hub; and Bus Stops and Shelters.

FY 2021 Capital Budget Summary by District

ALL SOURCES OF FUNDS: $169.9M
Figure 5-5

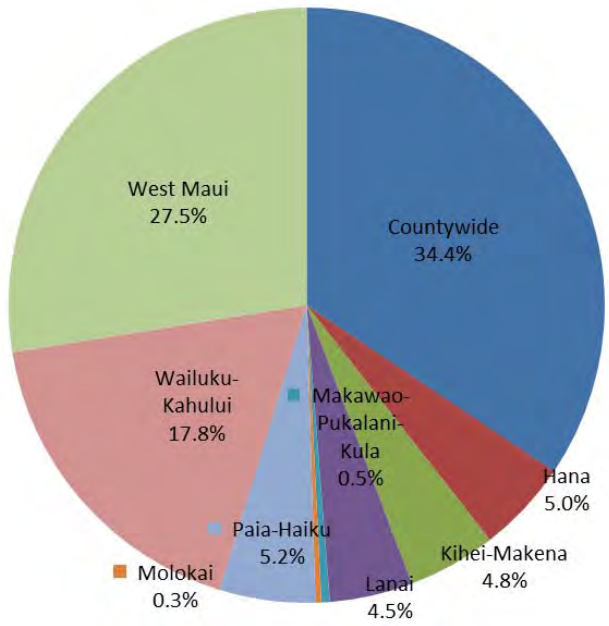

ALL SOURCES OF FUNDS: $169.9M
Figure 5-6

District	FY 2022 Proposed
Countywide	$58,488,100
Hana	$8,550,000
Kihei-Makena	$8,140,000
Lanai	$7,650,000
Makawao-Pukalani-Kula	$770,000
Molokai	$550,000
Paia-Haiku	$8,800,000
Wailuku-Kahului	$30,155,000
West Maui	$46,775,000
Total	**$169,878,100**

FY 2022 Capital Budget Summary by District (Cont'd)

As shown in Figure 5-5, the largest percentage of the CIP Budget for FY 2022, 34.4%, is allocated $58.5 million for the Countywide Capital projects. The Countywide category includes projects that are used in more than one district. This year's planned countywide projects include: Countywide Federal Aid Program at $15.1 million; Countywide Road Resurfacing and Pavement Preservation at $10.1 million; Countywide Upgrades and Replacements at $4.6 million; Countywide Equipment at $4.8 million; Countywide Drainline Replacement Program at $4.4 million; and Countywide Environmental Protection Agency (EPA) Compliance Wastewater Reclamation Facility Renovation Projects at $4.0 million.

The West Maui district CIP is proposed at $46.8 million or 27.5%, which makes up the second largest percentage of the total FY 2022 Proposed Capital Budget. Major capital projects in this district include $14.1 million for the West Maui Reliable Capacity; $13.0 million for West Maui Recycled Water System Expansion; $10.5 million for the Lahaina Wastewater Reclamation Facility R-1 Process Expansion; $4.0 million for Napili Wastewater Pump Station No. 3 Modifications; and $2.0 million for West Maui Environmental Protection Agency (EPA) Compliance Sewer Rehabilitation projects.

The third largest percentage of this year's proposed capital budget of $30.2 million or 17.8%, is allocated for the Wailuku-Kahului district. Some of the major capital projects include the War Memorial Gym Building Improvements, $15.0 million; Building renovations for 60 North Church Street, $2.5 million; Velma McWayne Santos Center Improvements, $2.1 million; Wailuku-Kahului Environmental Protection Agency Compliance Sewer Rehabilitation, $2.0 million; and 100 Mahalani Street Buildings Renovations, $2.0 million.

The Paia-Haiku district represents $8.8 million or 5.2% of the total FY 2022 Proposed Capital Budget. The capital projects in this district include $7.5 million for the Haiku Road Slope Improvements; $0.8 million for the Haiku Fire Station; and $0.5 million for the Alfred Boteilho Sr. Gym Improvements.

The Hana district is proposed for $ 8.6 million or 5.0% of the total FY 2022 Proposed Capital Budget. The major capital projects in this district include $4.3 million for the Kalepa Rockfall repairs; $3.0 million for Old Hana School Improvements; and $1.3 million for Helene Hall Improvements.

The Kihei-Makena district makes up $8.1 million or 4.8% of the total FY 2022 Proposed Capital Budget. The major capital projects in this district include: $2.3 million for Kihei Wastewater Pump Station No. 9 Modification/Upgrade and $1.0 million for Kihei No. 8 Force Main Replacement.

The Lanai district represents 4.5% which is $7.7 million, of the FY 2022 proposed Capital Budget. The capital projects on Lanai are comprised of the $4.0 million for the Lanai Youth Center and Skate Park and $2.6 million for the Lanai Fire Station Improvements.

The Makawao-Pukalani-Kula district has a proposed budget of $770,000 for the Makawao Fire Station Renovation/Addition.

The Molokai district has a proposed capital budget of $550,000 for the Hoolehua Fire Station Renovation/Addition.

FY 2022 Capital Budget Summary by Fund Type

ALL SOURCES OF FUNDS: $169.9M
Figure 5-7

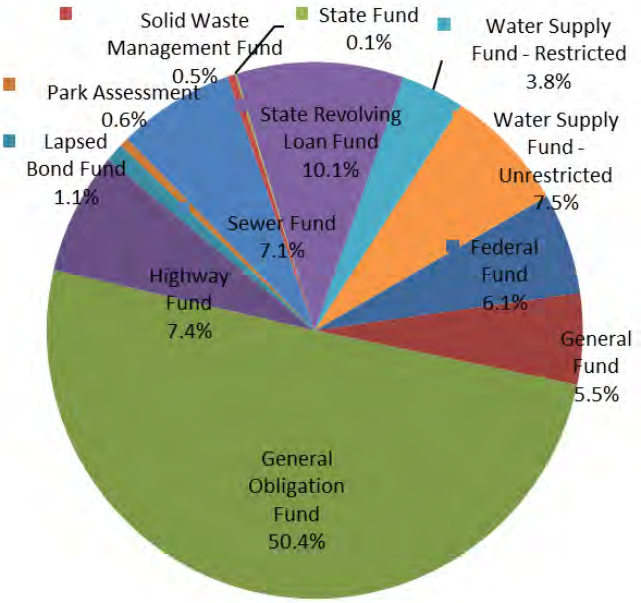

ALL SOURCES OF FUNDS: $169.9M
Figure 5-8

Fund Type	FY 2022 Proposed
Federal Fund	$10,358,600
General Fund	$9,325,000
General Obligation Fund	$85,580,900
Highway Fund	$12,514,700
Lapsed Bond Fund	$1,872,000
Park Assessment	$950,000
Sewer Fund	$12,000,000
Solid Waste Management Fund	$770,000
State Fund	$181,900
State Revolving Loan Fund	$17,150,000
Water Supply Fund - Restricted	$6,465,000
Water Supply Fund - Unrestricted	$12,710,000
TOTAL	**$169,878,100**

Figure 5-7 details distribution of the capital budget, by funding type. The largest source of funding for capital projects planned in FY 2022 is the General Obligation Fund at 50.4% of the total. The next largest source of funding are the State Revolving Loan Fund at 10.1%, Water Supply Fund – Unrestricted at 7.5%, Highway Fund at 7.4%, and Sewer Fund at 7.1%.

FY 2022 Capital Budget by Project Type

ALL SOURCES OF FUNDS: $169.9M
Figure 5-9

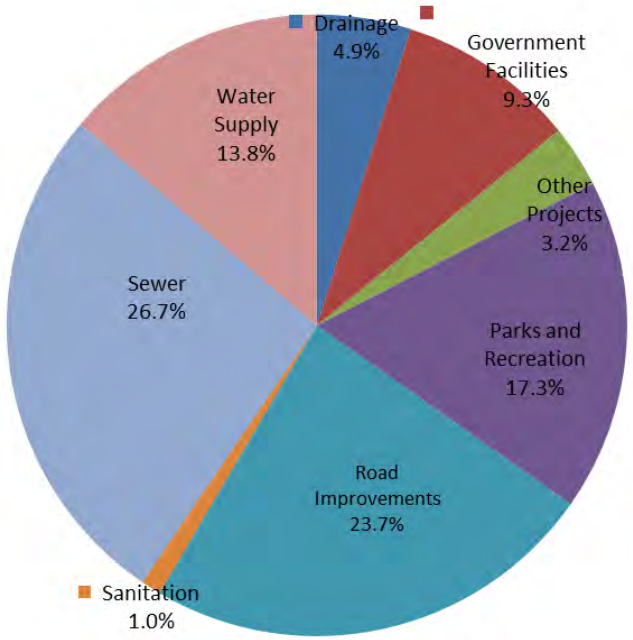

ALL SOURCES OF FUNDS: $169.9M
Figure 5-10

Project Type	FY 2022 Proposed
Drainage	$8,300,000
Government Facilities	$15,860,000
Other Projects	$5,485,000
Parks and Recreation	$29,410,000
Road Improvements	$40,278,100
Sanitation	$1,770,000
Sewer	$45,350,000
Water Supply	$23,425,000
TOTAL	**$169,878,100**

As shown in Figure 5-9, Road Improvements and Sewer capital projects make up the two largest project types at 23.7% and 26.7% respectively. Parks and Recreation projects makes up the third largest project type at 17.3%, followed by Water Supply at 13.8%.

Major capital projects under Road Improvements include: Countywide Federal Aid Projects at $15.1 million; Countywide Road Resurfacing and Pavement Preservation at $10.1 million; Haiku Road Slope Stability at $7.5 million, and Kalepa Rockfall Repairs at $4.3 million.

The largest projects under the Wastewater project type are: the West Maui Recycled Water System Expansion at $13.0 million; Lahaina Wastewater Reclamation Facility R-1 Process Expansion at $10.5 million, Napili Wastewater Pump Station No. 3 Modifications at $4.0 million; Countywide Environmental Protection Agency (EPA) Compliance Wastewater Reclamation Facility Renovation Projects at $4.0 million, and Kihei Wastewater Pump Station No. 9 Modification/Upgrade at $2.3 million.

Six-Year Capital Budget Summaries

Figures 5-11 to 5-14 summarize the planned CIP Budget for FY 2022 through FY 2027 by Major Fund Type and Total Capital Projects from All Sources of Funds and County Sources of Funds. Detailed information relating to the six-year CIP plan is presented in the Capital Budget Ordinance and is accessible on the County's website: www.mauicounty.gov.

ALL SOURCES OF FUNDS: $1,185.7M
Total Capital Projects by Major Fund Type
Figure 5-11 (in Millions)

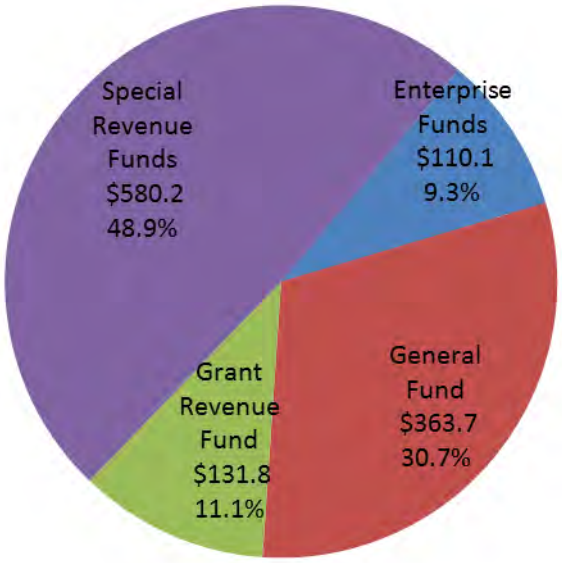

COUNTY SOURCES OF FUNDS: $1,054.0M
Total Capital Projects by Major Fund Type
Figure 5-12 (in Millions)

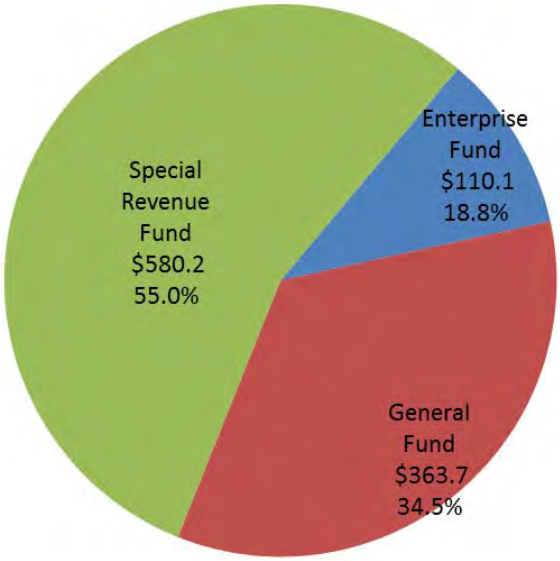

ALL SOURCES OF FUNDS: $1,185.7M
Total Capital Projects by Fiscal Year
Figure 5-13

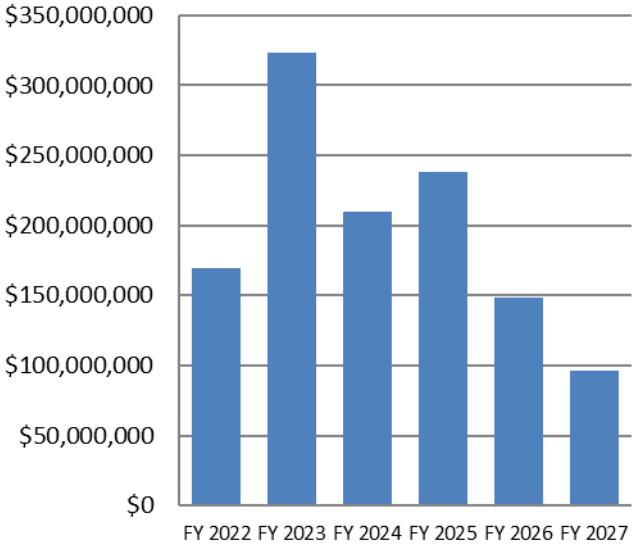

COUNTY SOURCES OF FUNDS: $1,054.0M
Total Capital Projects by Fiscal Year
Figure 5-14

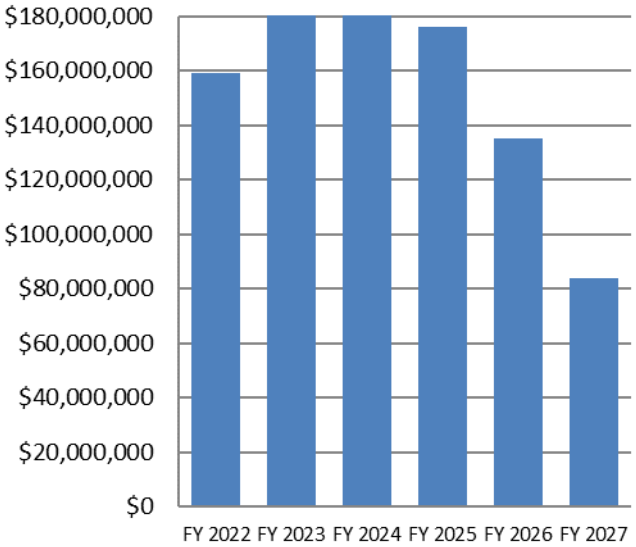

Impact on the Operating Budget

Identifying the impact of the planned capital projects on the operating budget and quantifying the costs associated with funding capital projects is an integral part of the CIP plan. Incurring future operating expenses is expected of most capital projects. The total anticipated impact on the operating budget for FY 2022 is $1.5 million and $0.8 million for the next succeeding years. For FY 2022, capital projects for Transportation (41.9%), Water Supply (42.1%), Finance (15.8%), and Environmental Management (0.1%) will incur the largest amount of operating expenses.

Debt service or the cost of financing capital projects funded by G.O. Bonds significantly impacts the operating budget. The allocation of G.O. Bonds to individual projects is reflected in the Funding Details and Methods of Financing sections in the individual project sheets.

These operating impacts are presented in the CIP plan through the inclusion of anticipated impacts in the Operating Impact Narrative section of the individual project sheets, which can be found in the Department Capital Project Sheets section of the program budget. The operating budget may include costs associated with additional staffing, maintenance, other non-maintenance, and non-capital equipment.

Figure 5-15 below provides a summary of the capital projects' impact on the annual operating budget for the next six years by department as reported to the Budget Office by County departments:

Capital Improvement Impact on the Operating Budget
Figure 5-15

Department	FY 2022	FY 2023	FY 2024	FY 2025	FY 2026	FY 2027	6-Year Total
Environmental Management	$1,000	$1,000	$1,000	$0	$0	$0	$3,000
Finance	$364,355	$0	$0	$0	$0	$0	$364,355
Transportation	$160,854	$160,854	$160,854	$160,854	$160,854	$160,854	$965,124
Water Supply	$970,465	$0	$0	$0	$0	$0	$970,465
TOTAL	**$1,496,674**	**$161,854**	**$161,854**	**$160,854**	**$160,854**	**$160,854**	**$2,302,944**

Project Prioritization

The prioritization method utilized by the County allows for a capital expenditure strategy that enables the county to provide appropriate facilities for its employees and customers and to manage future costs.

All capital projects recommended for inclusion in the six-year CIP plan are initially prioritized by the department before being further analyzed by the Budget Office based upon various criteria. This assessment is designed to measure both the overall need for a project, the relative urgency of a project, and available funding sources. It is not a substitute for the decision-making process undertaken by the Mayor and the County Council. It is however, an attempt to define some basic evaluation criteria that can be applied against competing countywide requests and become one of the many factors in the overall decision-making process.

Pursuant to Section 8-8.3 of the Charter, the proposed capital improvement projects are also reviewed by Planning Director in relation to the Maui Island Plan and community plans.

Environmental Management

CAPITAL IMPROVEMENT PROJECTS

Mayor's Proposed Budget
FY 2022

This page has been intentionally left blank.

PROJECT DETAIL BY DEPARTMENT

					$ in 1000's		
					Fiscal Year		
District	Project Type	CBS No	Project Name	Fund	2022	2023-2027	6-Yr Total
Countywide	Sanitation	CBS-2723	Beneficial Uses of COM Closed Landfills	SW	0	1,250	1,250
		CBS-3182	Environmental Compliance System Design and Construction	SW	250	2,500	2,750
	Sewer	CBS-1119	Countywide Environmental Protection Agency (EPA) Compliance Wastewater Reclamation Facility Renovation Projects	WF	4,000	7,500	11,500
		CBS-1128	Countywide Wastewater System Modifications	WF	1,000	5,000	6,000
		CBS-1132	Countywide Environmental Protection Agency (EPA) Compliance Projects	WF	500	2,500	3,000
		CBS-6081	Countywide Pump Station Renovations (SCADA)	WF	0	4,000	4,000
Hana	Sewer	CBS-5039	Central Hana Sewer System	GB	0	2,000	2,000
				WF	0	200	200
Kihei-Makena		CBS-1148	Kihei-Makena Environmental Protection Agency (EPA) Compliance Sewer Rehabilitation	WF	0	2,000	2,000
		CBS-1152	Kihei No. 16 Pump Station Rehabilitation and Force Main Replacement	WF	900	0	900
		CBS-1166	South Maui Recycled Water Distribution System Expansion (Wailea)	WF	0	500	500
		CBS-2321	North Kihei Mauka Transmission System	GB	0	17,000	17,000
		CBS-2322	Kihei No. 7 Force Main Replacement	SRF	900	0	900
		CBS-2729	Kihei No. 6 Force Main Replacement	SRF	0	6,000	6,000
				WF	650	0	650
		CBS-3197	Kihei No. 8 Force Main Replacement	SRF	1,000	0	1,000
		CBS-3199	Kihei Wastewater Pump Station No. 4 Modification/Upgrade	SRF	0	2,000	2,000
				WF	0	200	200
		CBS-3563	Kihei No. 3 Force Main Replacement	GB	0	4,800	4,800
		CBS-3564	Kihei No. 4 Force Main Replacement	GB	0	3,000	3,000
		CBS-3568	Kihei Wastewater Pump Station No. 5 Modification and Force Main Replacement	SRF	0	4,300	4,300
				WF	0	400	400

		CBS-3569	Kihei Wastewater Pump Station No. 6 Modification/Upgrade	SRF	0	6,800	6,800
				WF	0	600	600
		CBS-3570	Kihei Wastewater Pump Station No. 7 Relocation	GB	800	8,000	8,800
		CBS-5027	Kihei Wastewater Pump Station No. 8 Modification/Upgrade	SRF	0	4,000	4,000
				WF	0	400	400
		CBS-5028	Kihei Wastewater Pump Station No. 9 Modification/Upgrade	GB	2,300	0	2,300
		CBS-5030	Liloa Drive Recycled Water Line	GB	0	4,000	4,000
		CBS-5031	Kihei Wastewater Reclamation Facility Ultraviolet System Upgrade	WF	0	500	500
		CBS-5032	Kaiola Place Sewer Extension	WF	100	1,000	1,100
		CBS-5519	Kihei Wastewater Pump Station No. 2 Modification/Upgrade	WF	200	2,000	2,200
		CBS-5520	Kihei Land Application System	GB	0	20,000	20,000
		CBS-5521	North Kihei Reuse Distribution Expansion	WF	0	4,400	4,400
		CBS-6082	South Kihei Capacity Sewer Upgrades	WF	0	400	400
Lanai	Sewer	CBS-4591	Lanai WWRF Facility Plan	WF	150	0	150
Makawao-Pukalani-Kula	Sewer	CBS-5038	Makawao Master Sewer Plan	WF	0	250	250
Molokai	Sanitation	CBS-5497	Molokai Landfill Scalehouse Replacement and Traffic Optimization	GB	0	2,000	2,000
				SW	0	200	200
	Sewer	CBS-1153	Kaunakakai Effluent Force Main Replacement	SRF	0	1,900	1,900
				WF	0	200	200
		CBS-5037	Kualapuu Sewer System Rehabilitation	WF	0	2,100	2,100
Paia-Haiku		CBS-3207	Paia Wastewater Pump Station Modifications	SRF	0	1,500	1,500
				WF	0	150	150
		CBS-4588	Sprecklesville Force Main Replacement	GB	0	3,600	3,600
Wailuku-Kahului	Government Facilities	CBS-3567	Central Maui Landfill Land Purchase	GB	0	2,200	2,200
	Other Projects	CBS-6637	COM Greenwaste and Biosolids Management	SW	100	0	100
	Sanitation	CBS-1099	Central Maui Landfill Phases IV & V Final Closure	GB	0	5,000	5,000
		CBS-3566	Refuse Truck Wash System	SW	0	350	350

		CBS-3578	Renewable Energy Project - Central Maui Landfill Solar Parking Area	GF	0	300	300
		CBS-5020	Central Maui Landfill Stormwater Management Improvements	GB	0	500	500
				SW	100	0	100
		CBS-6634	CML Ph II/III Interface Development	GB	850	0	850
				GF	0	3,000	3,000
		CBS-6635	CML Ph III-B Lateral Expansion	GB	250	10,000	10,250
		CBS-6639	Central Maui Landfill Gas Collection System Reliablity	GB	0	2,000	2,000
				SW	320	0	320
		CBS-6640	Cental Maui Landifll Comprehensive EIS	GF	0	1,500	1,500
	Sewer	CBS-1131	Wailuku-Kahului Environmental Protection Agency (EPA) Compliance Sewer Rehabilitation	WF	2,000	6,000	8,000
		CBS-1158	Waiko Road Subdivision Sewer System	SRF	0	2,500	2,500
		CBS-1169	Wailuku-Kahului Wastewater Reclamation Facility (WWRF) Upgrade to R-1	WF	0	1,800	1,800
		CBS-1171	Wailuku-Kahului Recycled Water Force Main	SRF	0	13,500	13,500
		CBS-2323	Wailuku Wastewater Pump Station Modifications	GB	0	3,000	3,000
				WF	0	600	600
		CBS-3204	Upper Waiko Road Sewer Extension	WF	0	2,150	2,150
		CBS-3205	Old Wailuku Heights Sewer System	WF	0	6,300	6,300
		CBS-3206	Central Maui Regional WWRF (Waikapu)	GB	0	21,000	21,000
				OG	0	25,000	25,000
				WF	0	2,500	2,500
		CBS-3211	Kaa Wastewater Pump Station Modification	WF	0	200	200
		CBS-3212	Hoo Hui Ana Wastewater Pump Station Modifications	SRF	0	1,000	1,000
				WF	0	100	100
		CBS-3574	Wailuku/Kahului Wastewater Reclamation Facility Concrete Rehabilitation	WF	0	500	500
		CBS-4586	Wailuku-Kahului WWRF Shoreline Erosion Protection	WF	0	300	300
		CBS-5033	Wailuku-Kahului Soil Aquifer Treatment (SAT) Basins	GB	0	10,000	10,000
		CBS-5034	Wailuku-Kahului Recycled Water Pump Station	SRF	0	6,000	6,000

		CBS-5526	Waiehu Kou Wastewater Pump Station Modifications	SRF	0	2,000	2,000
				WF	0	200	200
		CBS-6083	Waikapu/Wailuku Diversion Pump Station and Force Main	GB	0	9,000	9,000
				WF	0	1,000	1,000
		CBS-6084	Waikapu/Wailuku Diversion Gravity Sewer	GB	0	14,000	14,000
				WF	0	2,000	2,000
		CBS-6085	Kahului Wastewater Pump Station Modifications	WF	0	300	300
West Maui	Sewer	CBS-1124	West Maui Recycled Water System Expansion	GB	6,000	0	6,000
				SRF	7,000	0	7,000
		CBS-1146	West Maui Environmental Protection Agency (EPA) Compliance Sewer Rehabilitation	WF	2,000	2,000	4,000
		CBS-1167	Napili No. 1 Force Main Replacement	GB	300	3,700	4,000
		CBS-1168	Napili No. 2 Force Main Replacement	WF	0	1,000	1,000
		CBS-1177	Napili Wastewater Pump Station No. 1 Modifications	GB	550	5,500	6,050
		CBS-1178	Napili Wastewater Pump Station No. 2 Modifications	GB	0	4,000	4,000
		CBS-1179	Napili Wastewater Pump Station No. 3 Modifications	SRF	4,000	0	4,000
		CBS-1952	Kaanapali Resort R-1 Water Distribution System Expansion	GB	0	8,500	8,500
		CBS-1954	Honokowai R-1 Water Distribution System	GB	0	4,300	4,300
				WF	0	400	400
		CBS-1968	Honoapiilani Highway Recycled Water Lateral Installation	WF	0	800	800
		CBS-3201	Lahaina WWRF Onsite Recycled Water Storage	GB	0	4,000	4,000
				WF	0	400	400
		CBS-3572	Lahaina Wastewater Reclamation Facility Concrete Rehabilitation	WF	0	500	500
		CBS-3575	Lahaina Wastewater Reclamation Facility RAS/Dewatering Upgrades	SRF	0	7,000	7,000
				WF	0	700	700
		CBS-3576	Lahaina Wastewater Reclamation Facility R-1 Process Expansion	GB	10,500	0	10,500
		CBS-5522	Lahaina No. 3 Force Main Replacement	SRF	0	3,000	3,000
				WF	0	300	300
		CBS-5523	Lahaina Wastewater Pump Station No. 5 Modifications	SRF	0	2,000	2,000

				WF	0	200	200
		CBS-5524	Lahaina Wastewater Pump Station No. 6 Modifications	WF	0	1,100	1,100
		CBS-5525	Lahaina Wastewater Pump Station No. 4 Modifications	WF	0	300	300
		CBS-5548	Lahaina Wastewater Reclamation Facility Emergency Generator Replacement	WF	500	0	500
		CBS-6080	Lahaina Recycled Water Force Main Construction/Rehabilitation	GB	0	11,500	11,500
				WF	0	850	850
		CBS-6648	Lahaina Siphon and Ditch Distribution	WF	0	1,000	1,000
			Total: Department of Environmental Management		**47,220**	**348,000**	**395,220**

FUNDING SOURCE

GB	21,550	182,600	204,150
GF	0	4,800	4,800
OG	0	25,000	25,000
SRF	12,900	63,500	76,400
SW	770	4,300	5,070
WF	12,000	67,800	79,800

*Note: Project sheets are included only for projects with FY 2022 funding.

Capital Improvement Program

CBS No: CBS-3182

Project Name: Environmental Compliance System Design and Construction

Department: Department of Environmental Management

District: Countywide

Project Type: Sanitation

Anticipated Life: NA

Prior Years	Appr	Ensuing	Subsequent Years					Total
Expend/Encb	FY 2021	FY 2022	FY 2023	FY 2024	FY 2025	FY 2026	FY 2027	6-Year
1,928,218	500,000	250,000	500,000	500,000	500,000	500,000	500,000	2,750,000

PROJECT DESCRIPTION

This project will provide design, construction, and related services to address environmental compliance opportunities and operational improvements at all County Solid Waste Management facilities in alignment with state and federal requirements.

PROJECT JUSTIFICATION

This project will allow the Solid Waste division to address emergency design, construction, construction management, unplanned regulatory compliance improvements at all county landfills and enable operational enhancements for environmental regulatory requirements. This includes mechanical, electrical, and civil design and construction services throughout the county.

STRATEGIC PLAN ALIGNMENT

Department's Strategic Plan	Countywide Priority Results
Environmental and regulatory compliance. Promotes environmental sustainability.	A Suitable Public Infrastructure A Strong, Diversified Economy An Efficient, Effective, and Responsive Government A Prepared, Safe, and Liveable County A Healthy and Sustainable Community

Operating Impact Narrative

The improvements made as a result of this project, will enable efficient and reliable monitoring and operation of county landfill environmental compliance systems.

FUNDING DETAILS

Phase Description	Fund Code	Appr	FY 2022	FY 2023	FY 2024	FY 2025	FY 2026	FY 2027
Design	SW	200,000	75,000	200,000	200,000	200,000	200,000	200,000
New Construction	SW	300,000	175,000	300,000	300,000	300,000	300,000	300,000

Capital Improvement Program

Schedule of Activities			
Activity	**Start**	**End**	**Amount**
Design	07/01/2020	12/31/2021	1,075,000
New Construction	07/01/2020	12/31/2021	1,675,000
Total Capital Project Costs			2,750,000
Total O&M Costs			0
Total Capital & Operating Costs			2,750,000

Methods of Financing (Ensuing + 5 Years)	
Funding Source	**Amount**
Solid Waste Fund	2,750,000
Total Funding Requirements	2,750,000

CBS No: CBS-1119

Project Name: Countywide Environmental Protection Agency (EPA) Compliance Wastewater Reclamation Facility Renovation Projects

Department: Department of Environmental Management

District: Countywide

Project Type: Sewer

Anticipated Life: 20 years

Prior Years	Appr	Ensuing	Subsequent Years					Total
Expend/Encb	FY 2021	FY 2022	FY 2023	FY 2024	FY 2025	FY 2026	FY 2027	6-Year
6,748,193	3,000,000	4,000,000	1,500,000	1,500,000	1,500,000	1,500,000	1,500,000	11,500,000

PROJECT DESCRIPTION

The purpose of this project is to provide a program for design and construction, renovation or upgrade of equipment at the Wastewater Reclamation Facilities as required by the 20-Year Rehabilitation & Replacement Plan developed under the 1999 Consent Decree. Projects for FY2022 include: Kahului Injection Well rehabilitation/replacement, Lanai WWRF process improvements, Kihei warehouse development, Wailuku Wastewater Pump Station electrical improvements and other minor projects.

PROJECT JUSTIFICATION

Failure to provide for the programmed renovation, improvements & upgrade of all wastewater reclamation facilities/wastewater pump stations could result in continuous degradation and failures of equipment and process units. This might result in possible raw wastewater spills and additional fines from the EPA/DOH. Lab process and stored equipment must be protected from the elements to maintain reliability.

STRATEGIC PLAN ALIGNMENT

Department's Strategic Plan	Countywide Priority Results
Sustain Reliable Wastewater Infrastructure Ensure Facilities Meet Future Needs Provide Reliable Wastewater Service	A Suitable Public Infrastructure A Strong, Diversified Economy An Efficient, Effective, and Responsive Government A Prepared, Safe, and Liveable County A Healthy and Sustainable Community

Operating Impact Narrative

No impact on staffing or operating budget anticipated.

FUNDING DETAILS

Phase Description	Fund Code	Appr	FY 2022	FY 2023	FY 2024	FY 2025	FY 2026	FY 2027
New Construction	GB	2,000,000	0	0	0	0	0	0
New Construction	WF	1,000,000	4,000,000	1,500,000	1,500,000	1,500,000	1,500,000	1,500,000

Capital Improvement Program

Schedule of Activities			
Activity	**Start**	**End**	**Amount**
New Construction	07/01/2012	12/31/2025	11,500,000
Total Capital Project Costs			11,500,000
Total O&M Costs			0
Total Capital & Operating Costs			11,500,000

Methods of Financing (Ensuing + 5 Years)	
Funding Source	**Amount**
General Obligation Fund	0
Sewer Fund	11,500,000
Total Funding Requirements	11,500,000

CBS No: CBS-1128

Project Name: Countywide Wastewater System Modifications

Department: Department of Environmental Management

District: Countywide

Project Type: Sewer

Anticipated Life: 20 years

Prior Years	Appr	Ensuing	Subsequent Years					Total
Expend/Encb	FY 2021	FY 2022	FY 2023	FY 2024	FY 2025	FY 2026	FY 2027	6-Year
5,625,128	1,000,000	1,000,000	1,000,000	1,000,000	1,000,000	1,000,000	1,000,000	6,000,000

PROJECT DESCRIPTION

Additional funding to be used only as required for projects where construction/design bids exceed the funding appropriation. Bid amount overruns have occurred in recent years with the strong construction climate in Maui County and global uncertainty of material and energy prices.

PROJECT JUSTIFICATION

The result of not establishing this project fund may be to postpone required infrastructure projects or to increase all project estimates and lose the flexibility of placing funds where needed in order to accomplish the division's mission.

STRATEGIC PLAN ALIGNMENT

Department's Strategic Plan	Countywide Priority Results
Sustain Reliable Wastewater Infrastructure Ensure Facilities Meet Future Needs Provide Reliable Wastewater Service	A Suitable Public Infrastructure A Strong, Diversified Economy A Prepared, Safe, and Liveable County A Healthy and Sustainable Community

Operating Impact Narrative

No impact on staffing or operating budget anticipated.

FUNDING DETAILS

Phase Description	Fund Code	Appr	FY 2022	FY 2023	FY 2024	FY 2025	FY 2026	FY 2027
New Construction	WF	1,000,000	1,000,000	1,000,000	1,000,000	1,000,000	1,000,000	1,000,000

Capital Improvement Program

Schedule of Activities			
Activity	**Start**	**End**	**Amount**
Design	07/01/2016	06/30/2017	0
New Construction	07/01/2012	12/31/2025	6,000,000
Total Capital Project Costs			6,000,000
Total O&M Costs			0
Total Capital & Operating Costs			6,000,000

Methods of Financing (Ensuing + 5 Years)	
Funding Source	**Amount**
Sewer Fund	6,000,000
Total Funding Requirements	6,000,000

CBS No: CBS-1132

Project Name: Countywide Environmental Protection Agency (EPA) Compliance Projects

Department: Department of Environmental Management

District: Countywide

Project Type: Sewer

Anticipated Life: 20 years

Prior Years	Appr	Ensuing	Subsequent Years					Total
Expend/Encb	FY 2021	FY 2022	FY 2023	FY 2024	FY 2025	FY 2026	FY 2027	6-Year
3,129,826	500,000	500,000	500,000	500,000	500,000	500,000	500,000	3,000,000

PROJECT DESCRIPTION

The Environmental Protection Agency (EPA)/Department of Health (DOH) issued a Consent Decree (CD) dated November 8, 1999. The CD required the County of Maui to conduct numerous studies, investigations, and to prepare identified plans. Based on these documents additional rehabilitation and construction projects are developed and executed. The scope of current projects include CCTV of existing lines, obtaining current wet and dry weather flow data to update the hydraulic model and additional assessments/repairs as required.

PROJECT JUSTIFICATION

Damaged or deteriorated lines require greater maintenance and pose the threat of potential blockages or total failure which may cause wastewater spills, damage to property and the environment, and increase operational costs due to call out of personnel. Scheduling the repair or replacement of deficiencies noted during recent evaluations is a requirement of the 1999 Consent Decree.

STRATEGIC PLAN ALIGNMENT

Department's Strategic Plan	Countywide Priority Results
Sustain Reliable Wastewater Infrastructure Ensure Facilities Meet Future Needs Provide Reliable Wastewater Service	A Suitable Public Infrastructure A Strong, Diversified Economy A Prepared, Safe, and Liveable County A Healthy and Sustainable Community

Operating Impact Narrative

No impact on staffing or operating budget anticipated.

FUNDING DETAILS

Phase Description	Fund Code	Appr	FY 2022	FY 2023	FY 2024	FY 2025	FY 2026	FY 2027
New Construction	WF	500,000	500,000	500,000	500,000	500,000	500,000	500,000

Capital Improvement Program

Schedule of Activities			
Activity	**Start**	**End**	**Amount**
New Construction	07/01/2012	12/31/2027	3,000,000
Total Capital Project Costs			3,000,000
Total O&M Costs			0
Total Capital & Operating Costs			3,000,000

Methods of Financing (Ensuing + 5 Years)	
Funding Source	**Amount**
Sewer Fund	3,000,000
Total Funding Requirements	3,000,000

CBS No: CBS-1152

Project Name: Kihei No. 16 Pump Station Rehabilitation and Force Main Replacement

Department: Department of Environmental Management

District: Kihei-Makena

Project Type: Sewer

Anticipated Life: 20 years

Prior Years	Appr	Ensuing	Subsequent Years					Total
Expend/Encb	FY 2021	FY 2022	FY 2023	FY 2024	FY 2025	FY 2026	FY 2027	6-Year
1,681,776	2,000,000	900,000	0	0	0	0	0	900,000

PROJECT DESCRIPTION

Rehabilitation of Pump Station and replacement of a 5,073 foot long, 6" diameter force main within Makena and Wailea Alanui Drives. This line was originally constructed in 1983 and is nearing the end of its useful life. Design includes new alignment in order to keep infrastructure farther from the ocean. Construction will be challenging with rocky soils and curvi-linear alignment.

PROJECT JUSTIFICATION

This project is necessary to replace the facility in order to avoid a costly failure of the line, major sewage spill to the adjacent resorts, beach and ocean, as well as possible fines .

STRATEGIC PLAN ALIGNMENT

Department's Strategic Plan	Countywide Priority Results
Sustain Reliable Wastewater Infrastructure Ensure Facilities Meet Future Needs Provide Reliable Wastewater Service	A Suitable Public Infrastructure An Efficient, Effective, and Responsive Government A Prepared, Safe, and Liveable County A Healthy and Sustainable Community

Operating Impact Narrative

No significant impact on staffing or operating budget is anticipated.

FUNDING DETAILS

Phase Description	Fund Code	Appr	FY 2022	FY 2023	FY 2024	FY 2025	FY 2026	FY 2027
New Construction	GB	2,000,000	0	0	0	0	0	0
New Construction	WF	0	900,000	0	0	0	0	0

Schedule of Activities

Activity	Start	End	Amount
New Construction	09/01/2015	12/31/2022	900,000
Total Capital Project Costs			900,000
Total O&M Costs			0
Total Capital & Operating Costs			900,000

Methods of Financing (Ensuing + 5 Years)

Funding Source	Amount
Sewer Fund	900,000
State Revolving Loan Fund	0
Total Funding Requirements	900,000

CBS No: CBS-2322

Project Name: Kihei No. 7 Force Main Replacement
Department: Department of Environmental Management
District: Kihei-Makena
Project Type: Sewer
Anticipated Life: 30 years

Prior Years	Appr	Ensuing	Subsequent Years					Total
Expend/Encb	FY 2021	FY 2022	FY 2023	FY 2024	FY 2025	FY 2026	FY 2027	6-Year
148,779	1,800,000	900,000	0	0	0	0	0	900,000

PROJECT DESCRIPTION

Replacement of a 1,573 foot 20" diameter ductile iron pipe force main within South Kihei Road between Kamaole 1 Beach Park and Kaiau Road. The existing line was constructed in 1992 and is nearing the end of its useful life.

PROJECT JUSTIFICATION

This project is necessary to replace the facility in order to avoid a costly failure of the line, major sewage spill to roadways, beach and ocean, as well as possible fines. Part of phased force main replacement schedule.

STRATEGIC PLAN ALIGNMENT

Department's Strategic Plan	Countywide Priority Results
Sustain Reliable Wastewater Infrastructure Ensure Facilities Meet Future Needs Provide Reliable Wastewater Service	A Suitable Public Infrastructure A Strong, Diversified Economy An Efficient, Effective, and Responsive Government A Prepared, Safe, and Liveable County A Healthy and Sustainable Community

Operating Impact Narrative

No significant impact on staffing or operating budget is anticipated.

FUNDING DETAILS

Phase Description	Fund Code	Appr	FY 2022	FY 2023	FY 2024	FY 2025	FY 2026	FY 2027
New Construction	SRF	1,800,000	900,000	0	0	0	0	0

Capital Improvement Program

Schedule of Activities			
Activity	**Start**	**End**	**Amount**
Design	09/01/2018	12/31/2020	0
New Construction	09/01/2020	12/31/2022	900,000
Total Capital Project Costs			900,000
Total O&M Costs			0
Total Capital & Operating Costs			900,000

Methods of Financing (Ensuing + 5 Years)	
Funding Source	**Amount**
Sewer Fund	0
State Revolving Loan Fund	900,000
Total Funding Requirements	900,000

CBS No: CBS-2729

Project Name: Kihei No. 6 Force Main Replacement

Department: Department of Environmental Management

District: Kihei-Makena

Project Type: Sewer

Anticipated Life: 30 years

Prior Years	Appr	Ensuing	Subsequent Years					Total
Expend/Encb	FY 2021	FY 2022	FY 2023	FY 2024	FY 2025	FY 2026	FY 2027	6-Year
0	0	650,000	0	6,000,000	0	0	0	6,650,000

PROJECT DESCRIPTION

Replacement of a dual 4,289 foot 20" diameter ductile iron pipe force main originating at Kalama Park and ending at the Kihei WWRF. The line was constructed in 1991 and is within South Kihei Road, Kapuna Street and easements.

PROJECT JUSTIFICATION

This is the largest force main in Kihei and is nearing the end of its useful life. This project is necessary to replace the facility in order to avoid a costly failure of the line, major sewage spill to roadways, private properties, beaches and ocean, as well as possible fines. Part of phased force main replacement schedule.

STRATEGIC PLAN ALIGNMENT

Department's Strategic Plan	Countywide Priority Results
Sustain Reliable Wastewater Infrastructure Ensure Facilities Meet Future Needs Provide Reliable Wastewater Service	A Suitable Public Infrastructure A Strong, Diversified Economy An Efficient, Effective, and Responsive Government A Prepared, Safe, and Liveable County A Healthy and Sustainable Community

Operating Impact Narrative

No significant impact on staffing or operating budget is anticipated.

FUNDING DETAILS

Phase Description	Fund Code	Appr	FY 2022	FY 2023	FY 2024	FY 2025	FY 2026	FY 2027
Design	WF	0	650,000	0	0	0	0	0
New Construction	SRF	0	0	0	6,000,000	0	0	0

Capital Improvement Program

Schedule of Activities			
Activity	**Start**	**End**	**Amount**
Design	09/01/2021	12/31/2022	650,000
New Construction	09/01/2023	12/31/2024	6,000,000
Total Capital Project Costs			6,650,000
Total O&M Costs			0
Total Capital & Operating Costs			6,650,000

Methods of Financing (Ensuing + 5 Years)	
Funding Source	**Amount**
Sewer Fund	650,000
State Revolving Loan Fund	6,000,000
Total Funding Requirements	6,650,000

CBS No: CBS-3197

Project Name: Kihei No. 8 Force Main Replacement
Department: Department of Environmental Management
District: Kihei-Makena
Project Type: Sewer
Anticipated Life: 30 years

Prior Years	Appr	Ensuing	Subsequent Years					Total
Expend/Encb	FY 2021	FY 2022	FY 2023	FY 2024	FY 2025	FY 2026	FY 2027	6-Year
199,213	2,400,000	1,000,000	0	0	0	0	0	1,000,000

PROJECT DESCRIPTION

Replacement of a 2,013 foot 18" diameter ductile iron pipe force main within South Kihei Road between Keawekapu Beach Park and Keonekai Road. The existing line was constructed in 1998 and is nearing the end of its useful life.

PROJECT JUSTIFICATION

This project is necessary to replace the facility in order to avoid a costly failure of the line, major sewage spill to roadways, beach and ocean, as well as possible fines. Part of phased force main replacement schedule.

STRATEGIC PLAN ALIGNMENT

Department's Strategic Plan	Countywide Priority Results
Sustain Reliable Wastewater Infrastructure Ensure Facilities Meet Future Needs Provide Reliable Wastewater Service	A Suitable Public Infrastructure An Efficient, Effective, and Responsive Government A Prepared, Safe, and Liveable County A Healthy and Sustainable Community

Operating Impact Narrative

No significant impact on staffing or operating budget is anticipated.

FUNDING DETAILS

Phase Description	Fund Code	Appr	FY 2022	FY 2023	FY 2024	FY 2025	FY 2026	FY 2027
New Construction	SRF	2,400,000	1,000,000	0	0	0	0	0

Capital Improvement Program

Schedule of Activities			
Activity	**Start**	**End**	**Amount**
Design	09/01/2018	12/31/2019	0
New Construction	08/01/2020	12/31/2022	1,000,000
Total Capital Project Costs			1,000,000
Total O&M Costs			0
Total Capital & Operating Costs			1,000,000

Methods of Financing (Ensuing + 5 Years)	
Funding Source	**Amount**
Sewer Fund	0
State Revolving Loan Fund	1,000,000
Total Funding Requirements	1,000,000

CBS No: CBS-3570

Project Name: Kihei Wastewater Pump Station No. 7 Relocation

Department: Department of Environmental Management

District: Kihei-Makena

Project Type: Sewer

Anticipated Life: 20 years

Prior Years	Appr	Ensuing	Subsequent Years					Total
Expend/Encb	FY 2021	FY 2022	FY 2023	FY 2024	FY 2025	FY 2026	FY 2027	6-Year
0	0	800,000	0	8,000,000	0	0	0	8,800,000

PROJECT DESCRIPTION

The purpose of this project is to relocate this station (last rehabilitated in1995) in a new location away from the beach area. This station needs to meet area capacity requirements and be standardized to be similar in design and operation as other Kihei area pump station facilities. Construction includes pump station facilities and force main additions.

PROJECT JUSTIFICATION

This facility is reaching the end of its useful life and is in a sea level rise exposure area. Failure of the pump station would result in wastewater spills directly into public streets, storm drains and the ocean.

STRATEGIC PLAN ALIGNMENT

Department's Strategic Plan	Countywide Priority Results
Sustain Reliable Wastewater Infrastructure Ensure Facilities Meet Future Needs Provide Reliable Wastewater Service	A Suitable Public Infrastructure A Strong, Diversified Economy An Efficient, Effective, and Responsive Government A Prepared, Safe, and Liveable County A Healthy and Sustainable Community

Operating Impact Narrative

No significant long term impact on staffing or operating budget is anticipated. Short term effects will be slightly lower operation and maintenance costs.

FUNDING DETAILS

Phase Description	Fund Code	Appr	FY 2022	FY 2023	FY 2024	FY 2025	FY 2026	FY 2027
Design	GB	0	800,000	0	0	0	0	0
New Construction	GB	0	0	0	8,000,000	0	0	0

Capital Improvement Program

Schedule of Activities			
Activity	**Start**	**End**	**Amount**
Design	09/01/2021	12/31/2022	800,000
New Construction	09/01/2023	12/31/2024	8,000,000
Total Capital Project Costs			8,800,000
Total O&M Costs			0
Total Capital & Operating Costs			8,800,000

Methods of Financing (Ensuing + 5 Years)	
Funding Source	**Amount**
General Obligation Fund	8,800,000
Total Funding Requirements	8,800,000

CBS No: CBS-5028

Project Name: Kihei Wastewater Pump Station No. 9 Modification/Upgrade

Department: Department of Environmental Management

District: Kihei-Makena

Project Type: Sewer

Anticipated Life: 20 years

Prior Years	Appr	Ensuing	Subsequent Years					Total
Expend/Encb	FY 2021	FY 2022	FY 2023	FY 2024	FY 2025	FY 2026	FY 2027	6-Year
200,000	0	2,300,000	0	0	0	0	0	2,300,000

PROJECT DESCRIPTION

The purpose of this project is to design and construct upgrades (pumps, motors, generators, etc.) and required modifications (building, piping, electrical) to the existing pump station originally constructed in 1995. This station needs to meet area capacity requirements and be standardized to be similar in design and operation as other Kihei area pump station facilities.

PROJECT JUSTIFICATION

This facility is reaching the end of its useful life. Acquiring critical spare parts has become difficult and the reliability of the equipment is beginning to be in question. Modifications are required to maintain reliable service, reduce maintenance costs and prevent possible sewage spills. Failure of the pump station would result in wastewater spills directly into access driveway, storm drains and the ocean.

STRATEGIC PLAN ALIGNMENT

Department's Strategic Plan	Countywide Priority Results
Sustain Reliable Wastewater Infrastructure Ensure Facilities Meet Future Needs Provide Reliable Wastewater Service	A Suitable Public Infrastructure A Strong, Diversified Economy An Efficient, Effective, and Responsive Government A Prepared, Safe, and Liveable County A Healthy and Sustainable Community

Operating Impact Narrative

No significant long term impact on staffing or operating budget is anticipated. Short term effects will be slightly lower operation and maintenance costs.

FUNDING DETAILS

Phase Description	Fund Code	Appr	FY 2022	FY 2023	FY 2024	FY 2025	FY 2026	FY 2027
Renovations	GB	0	2,300,000	0	0	0	0	0

Capital Improvement Program

Schedule of Activities			
Activity	**Start**	**End**	**Amount**
Design	09/01/2023	12/31/2024	0
Renovations	09/01/2021	12/31/2022	2,300,000
Total Capital Project Costs			2,300,000
Total O&M Costs			0
Total Capital & Operating Costs			2,300,000

Methods of Financing (Ensuing + 5 Years)	
Funding Source	**Amount**
General Obligation Fund	2,300,000
Sewer Fund	0
Total Funding Requirements	2,300,000

CBS No: CBS-5032

Project Name: Kaiola Place Sewer Extension
Department: Department of Environmental Management
District: Kihei-Makena
Project Type: Sewer
Anticipated Life: 50 years

Prior Years	Appr	Ensuing	Subsequent Years					Total
Expend/Encb	FY 2021	FY 2022	FY 2023	FY 2024	FY 2025	FY 2026	FY 2027	6-Year
0	0	100,000	0	1,000,000	0	0	0	1,100,000

PROJECT DESCRIPTION

Construction of approximately 1000 l.f. of 8" sewer along Kaiola Place to connect eight existing lots to the County sewer system.

PROJECT JUSTIFICATION

Existing lots currently use cesspools and septic systems for sewage disposal making them a burden on the environment and difficult for owners to improve/sell.

STRATEGIC PLAN ALIGNMENT

Department's Strategic Plan	Countywide Priority Results
Sustain Reliable Wastewater Infrastructure Ensure Facilities Meet Future Needs Provide Reliable Wastewater Service	A Suitable Public Infrastructure A Strong, Diversified Economy An Efficient, Effective, and Responsive Government A Prepared, Safe, and Liveable County A Healthy and Sustainable Community

Operating Impact Narrative

No significant long term impact on staffing or operating budget is anticipated.

FUNDING DETAILS

Phase Description	Fund Code	Appr	FY 2022	FY 2023	FY 2024	FY 2025	FY 2026	FY 2027
Design	WF	0	100,000	0	0	0	0	0
New Construction	WF	0	0	0	1,000,000	0	0	0

Capital Improvement Program

Schedule of Activities			
Activity	**Start**	**End**	**Amount**
Design	09/01/2021	12/31/2022	100,000
New Construction	09/01/2023	12/31/2024	1,000,000
Total Capital Project Costs			1,100,000
Total O&M Costs			0
Total Capital & Operating Costs			1,100,000

Methods of Financing (Ensuing + 5 Years)	
Funding Source	**Amount**
Sewer Fund	1,100,000
Total Funding Requirements	1,100,000

CBS No: CBS-5519

Project Name: Kihei Wastewater Pump Station No. 2 Modification/Upgrade

Department: Department of Environmental Management

District: Kihei-Makena

Project Type: Sewer

Anticipated Life:

Prior Years	Appr	Ensuing	Subsequent Years					Total
Expend/Encb	FY 2021	FY 2022	FY 2023	FY 2024	FY 2025	FY 2026	FY 2027	6-Year
0	0	200,000	0	2,000,000	0	0	0	2,200,000

PROJECT DESCRIPTION

The purpose of this project is to design and construct upgrades (pumps, motors, generators, etc.) and required modifications (building, piping, electrical) to the existing pump station originally constructed in 1977. This station needs to meet area capacity requirements, modified to withstand sea level rise exposure, and be standardized to be similar in design and operation as other Kihei area pump station facilities.

PROJECT JUSTIFICATION

This facility is reaching the end of its useful life. Acquiring critical spare parts has become difficult and the reliability of the equipment is beginning to be in question. Modifications are required to maintain reliable service, reduce maintenance costs and prevent possible sewage spills. Failure of the pump station would result in wastewater spills directly into public streets, storm drains and the ocean.

STRATEGIC PLAN ALIGNMENT

Department's Strategic Plan	Countywide Priority Results
Sustain Reliable Wastewater Infrastructure Ensure Facilities Meet Future Needs Provide Reliable Wastewater Service	A Suitable Public Infrastructure A Strong, Diversified Economy An Efficient, Effective, and Responsive Government A Prepared, Safe, and Liveable County A Healthy and Sustainable Community

Operating Impact Narrative

No significant long term impact on staffing or operating budget is anticipated. Short term effects will be slightly lower operation and maintenance costs.

FUNDING DETAILS

Phase Description	Fund Code	Appr	FY 2022	FY 2023	FY 2024	FY 2025	FY 2026	FY 2027
Design	WF	0	200,000	0	0	0	0	0
Renovations	WF	0	0	0	2,000,000	0	0	0

Capital Improvement Program

Schedule of Activities			
Activity	**Start**	**End**	**Amount**
Design	09/30/2021	12/31/2024	200,000
Renovations	09/30/2023	12/31/2024	2,000,000
Total Capital Project Costs			2,200,000
Total O&M Costs			0
Total Capital & Operating Costs			2,200,000

Methods of Financing (Ensuing + 5 Years)	
Funding Source	**Amount**
Sewer Fund	2,200,000
Total Funding Requirements	2,200,000

CBS No: CBS-4591

Project Name: Lanai WWRF Facility Plan
Department: Department of Environmental Management
District: Lanai
Project Type: Sewer
Anticipated Life: 30 years

Prior Years	Appr	Ensuing	Subsequent Years					Total
Expend/Encb	FY 2021	FY 2022	FY 2023	FY 2024	FY 2025	FY 2026	FY 2027	6-Year
0	0	150,000	0	0	0	0	0	150,000

PROJECT DESCRIPTION

This project will look at the existing treatment components and investigate alternatives, additions and retrofits for expansion to accommodate future growth. The report will include a summary of existing facilities, a future anticipated flow study, alternatives discussion, recommendations, proposed upgrade schedules and construction cost estimates.

PROJECT JUSTIFICATION

Hawaii Revised Statues requires a Facility Plan to be initiated when actual wastewater flow reaches 75% of the design capacity of the wastewater treatment works.

STRATEGIC PLAN ALIGNMENT

Department's Strategic Plan	Countywide Priority Results
Sustain Reliable Wastewater Infrastructure Ensure Facilities Meet Future Needs Provide Reliable Wastewater Service	A Suitable Public Infrastructure A Strong, Diversified Economy An Efficient, Effective, and Responsive Government A Prepared, Safe, and Liveable County A Healthy and Sustainable Community

Operating Impact Narrative

No significant long term impact on staffing or operating budget is anticipated.

FUNDING DETAILS

Phase Description	Fund Code	Appr	FY 2022	FY 2023	FY 2024	FY 2025	FY 2026	FY 2027
Planning	WF	0	150,000	0	0	0	0	0

Capital Improvement Program

Schedule of Activities			
Activity	**Start**	**End**	**Amount**
Planning	09/01/2021	12/31/2022	150,000
Total Capital Project Costs			150,000
Total O&M Costs			0
Total Capital & Operating Costs			150,000

Methods of Financing (Ensuing + 5 Years)	
Funding Source	**Amount**
Sewer Fund	150,000
Total Funding Requirements	150,000

CBS No: CBS-6637

Project Name: COM Greenwaste and Biosolids Management

Department: Department of Environmental Management

District: Wailuku-Kahului

Project Type: Other Projects

Anticipated Life: 10 years

Prior Years	Appr	Ensuing	Subsequent Years					Total
Expend/Encb	FY 2021	FY 2022	FY 2023	FY 2024	FY 2025	FY 2026	FY 2027	6-Year
0	0	100,000	0	0	0	0	0	100,000

PROJECT DESCRIPTION

The current processing area for greenwaste, biosolids, and fats, oils and grease requires relocation, as well as further evaluating processing options. This project proposes a preliminary engineering report to provide options for future management of these commodities by providing an overview of requirements to manage these materials, consulting with the public and private stakeholders, provide benefit to cost analysis and complete a Request for Proposal to solicit proposals from private industry.

PROJECT JUSTIFICATION

Greenwaste and biosolids comprise a significant share of Maui's waste stream and consumes valuable landfill airspace. This project will evaluate potential options for recycling, waste to energy, and/or landfill diversion and ensure that the most cost effective and environmentally conscious method(s) for management of these materials continues into the future.

STRATEGIC PLAN ALIGNMENT

Department's Strategic Plan	Countywide Priority Results
Environmental protection and protection of public health and safety meet the Department's Strategic Plan goals.	A Suitable Public Infrastructure A Strong, Diversified Economy An Efficient, Effective, and Responsive Government A Prepared, Safe, and Liveable County A Healthy and Sustainable Community

Operating Impact Narrative

This work is contracted out so staff impacts are minimized.

FUNDING DETAILS

Phase Description	Fund Code	Appr	FY 2022	FY 2023	FY 2024	FY 2025	FY 2026	FY 2027
Planning	SW	0	100,000	0	0	0	0	0

Capital Improvement Program

Schedule of Activities			
Activity	**Start**	**End**	**Amount**
Planning	07/01/2021	06/30/2022	100,000
Total Capital Project Costs			100,000
Total O&M Costs			0
Total Capital & Operating Costs			100,000

Methods of Financing (Ensuing + 5 Years)	
Funding Source	**Amount**
Solid Waste Fund	100,000
Total Funding Requirements	100,000

CBS No: CBS-5020

Project Name: Central Maui Landfill Stormwater Management Improvements

Department: Department of Environmental Management

District: Wailuku-Kahului

Project Type: Sanitation

Anticipated Life: 20 years

Prior Years	Appr	Ensuing	Subsequent Years					Total
Expend/Encb	FY 2021	FY 2022	FY 2023	FY 2024	FY 2025	FY 2026	FY 2027	6-Year
0	0	100,000	500,000	0	0	0	0	600,000

PROJECT DESCRIPTION

This project will provide required infrastructure improvements to manage stormwater at the landfill.

PROJECT JUSTIFICATION

In accordance with Hawaii Administrative Rules Chapter 11-58.1, solid waste management facilities are required to install and maintain stormwater run-on and runoff control systems to prevent discharge of pollutants into state waterways. This project is being commissioned to fulfill these regulatory requirements.

STRATEGIC PLAN ALIGNMENT

Department's Strategic Plan	Countywide Priority Results
Responsibly manage stormwater in accordance with state and federal regulations. Minimize risk to human health and the environment.	A Suitable Public Infrastructure An Efficient, Effective, and Responsive Government A Prepared, Safe, and Liveable County A Healthy and Sustainable Community

Operating Impact Narrative

The new stormwater management systems will need to be periodically inspected and maintained.

FUNDING DETAILS

Phase Description	Fund Code	Appr	FY 2022	FY 2023	FY 2024	FY 2025	FY 2026	FY 2027
Design	SW	0	100,000	0	0	0	0	0
New Construction	GB	0	0	500,000	0	0	0	0

Capital Improvement Program

Schedule of Activities			
Activity	**Start**	**End**	**Amount**
Design	07/01/2021	06/30/2022	100,000
New Construction	07/01/2022	12/31/2023	500,000
Total Capital Project Costs			600,000
Total O&M Costs			3,000
Total Capital & Operating Costs			603,000

Methods of Financing (Ensuing + 5 Years)	
Funding Source	**Amount**
General Obligation Fund	500,000
Solid Waste Fund	100,000
Total Funding Requirements	600,000

CBS No: CBS-6634

Project Name: CML Ph II/III Interface Development
Department: Department of Environmental Management
District: Wailuku-Kahului
Project Type: Sanitation
Anticipated Life: 20 years

Prior Years	Appr	Ensuing	Subsequent Years					Total
Expend/Encb	FY 2021	FY 2022	FY 2023	FY 2024	FY 2025	FY 2026	FY 2027	6-Year
0	0	850,000	1,000,000	1,000,000	1,000,000	0	0	3,850,000

PROJECT DESCRIPTION

The new landfill cell built on the floor of Phase III-A lays back onto the existing closed landfill slope of Phase II. This work installs a Department of Health approved liner system at the lay back slope of Phase II allowing for landfill gas collection and leachate collection and drainage, as well as protection of the slope from the placement and compaction of new municipal solid waste placed onto it.

PROJECT JUSTIFICATION

The proposed alternative liner design and construction is required by the Department of Health.

STRATEGIC PLAN ALIGNMENT

Department's Strategic Plan	Countywide Priority Results
This project will ensure the protection of public health and safety.	A Suitable Public Infrastructure An Efficient, Effective, and Responsive Government A Prepared, Safe, and Liveable County A Healthy and Sustainable Community

Operating Impact Narrative

The new liner system will need to be periodically inspected and maintained.

FUNDING DETAILS

Phase Description	Fund Code	Appr	FY 2022	FY 2023	FY 2024	FY 2025	FY 2026	FY 2027
New Construction	GB	0	850,000	0	0	0	0	0
New Construction	GF	0	0	1,000,000	1,000,000	1,000,000	0	0

Capital Improvement Program

Schedule of Activities			
Activity	**Start**	**End**	**Amount**
New Construction	07/01/2021	06/30/2022	3,850,000
Other	07/01/2022	06/30/2023	0
Other	07/01/2023	06/30/2024	0
Other	07/01/2024	06/30/2025	0
Total Capital Project Costs			3,850,000
Total O&M Costs			0
Total Capital & Operating Costs			3,850,000

Methods of Financing (Ensuing + 5 Years)	
Funding Source	**Amount**
General Fund	3,000,000
General Obligation Fund	850,000
Total Funding Requirements	3,850,000

CBS No: CBS-6635

Project Name: CML Ph III-B Lateral Expansion
Department: Department of Environmental Management
District: Wailuku-Kahului
Project Type: Sanitation
Anticipated Life: 20 years

Prior Years	Appr	Ensuing	Subsequent Years					Total
Expend/Encb	FY 2021	FY 2022	FY 2023	FY 2024	FY 2025	FY 2026	FY 2027	6-Year
0	0	250,000	10,000,000	0	0	0	0	10,250,000

PROJECT DESCRIPTION

This project continues with the design and construction of the second half of the Phase III landfill area. Construction of Phase III-B, following construction of Phase III-A, is expected to provide approximately six years of landfill capacity to Central Maui Landfill.

PROJECT JUSTIFICATION

The overall design of Phase III is approved by DOH. This design work provides the necessary detail for the construction of III-B to be competitively bid.

STRATEGIC PLAN ALIGNMENT

Department's Strategic Plan	Countywide Priority Results
This project provides necessary airspace capacity to meet the need for the safe disposal of municipal solid waste according to federal and state regulations.	A Suitable Public Infrastructure A Strong, Diversified Economy An Efficient, Effective, and Responsive Government A Prepared, Safe, and Liveable County A Healthy and Sustainable Community

Operating Impact Narrative

No further impacts beyond the usual operating expenses for the landfill are anticipated.

FUNDING DETAILS

Phase Description	Fund Code	Appr	FY 2022	FY 2023	FY 2024	FY 2025	FY 2026	FY 2027
Design	GB	0	250,000	0	0	0	0	0
New Construction	GB	0	0	10,000,000	0	0	0	0

Capital Improvement Program

Schedule of Activities			
Activity	**Start**	**End**	**Amount**
Design	07/01/2021	06/30/2022	250,000
New Construction	07/01/2022	12/31/2022	10,000,000
Total Capital Project Costs			10,250,000
Total O&M Costs			0
Total Capital & Operating Costs			10,250,000

Methods of Financing (Ensuing + 5 Years)	
Funding Source	**Amount**
General Obligation Fund	10,250,000
Total Funding Requirements	10,250,000

Capital Improvement Program

CBS No: CBS-6639

Project Name: Central Maui Landfill Gas Collection System Reliablity

Department: Department of Environmental Management

District: Wailuku-Kahului

Project Type: Sanitation

Anticipated Life: 20 years

Prior Years	Appr	Ensuing	Subsequent Years					Total
Expend/Encb	FY 2021	FY 2022	FY 2023	FY 2024	FY 2025	FY 2026	FY 2027	6-Year
0	0	320,000	2,000,000	0	0	0	0	2,320,000

PROJECT DESCRIPTION

Landfill gas management is a regulatory requirement for the Central Maui Landfill (CML). Evaluate the existing gas collection infrastructure, develop design, and prepare bid package for construction improvements.

PROJECT JUSTIFICATION

As landfilled waste decomposes, methane gas is generated. Methane is a greenhouse gas, 20 times more harmful than carbon dioxide; therefore State and Federal regulations require its management. The current gas collection system at CML has been in place for fifteen years. This study will provide understanding of long term system reliability and/or replacement recommendations. Failure to operate the gas collection system may result in penalties of up to $10,000 per day per violation.

STRATEGIC PLAN ALIGNMENT

Department's Strategic Plan	Countywide Priority Results
Environmental protection is the goal tied to the Department's Strategic Plan.	An Efficient, Effective, and Responsive Government A Prepared, Safe, and Liveable County A Healthy and Sustainable Community

Operating Impact Narrative

Minimal impacts to staff are expected.

FUNDING DETAILS

Phase Description	Fund Code	Appr	FY 2022	FY 2023	FY 2024	FY 2025	FY 2026	FY 2027
New Construction	GB	0	0	2,000,000	0	0	0	0
Planning	SW	0	320,000	0	0	0	0	0

Capital Improvement Program

Schedule of Activities			
Activity	**Start**	**End**	**Amount**
New Construction	07/01/2022	06/30/2023	2,000,000
Planning	07/01/2021	06/30/2022	320,000
Total Capital Project Costs			2,320,000
Total O&M Costs			0
Total Capital & Operating Costs			2,320,000

Methods of Financing (Ensuing + 5 Years)	
Funding Source	**Amount**
General Obligation Fund	2,000,000
Solid Waste Fund	320,000
Total Funding Requirements	2,320,000

CBS No: CBS-1131

Project Name: Wailuku-Kahului Environmental Protection Agency (EPA) Compliance Sewer Rehabilitation

Department: Department of Environmental Management

District: Wailuku-Kahului

Project Type: Sewer

Anticipated Life: 50 years

Prior Years	Appr	Ensuing	Subsequent Years					Total
Expend/Encb	FY 2021	FY 2022	FY 2023	FY 2024	FY 2025	FY 2026	FY 2027	6-Year
4,180,208	2,000,000	2,000,000	1,000,000	1,000,000	2,000,000	0	2,000,000	8,000,000

PROJECT DESCRIPTION

Rehabilitation of major gravity sewer lines that have reached the end of their useful life and/or have been found to be damaged or in disrepair via video investigation or other means. Evaluation and project definitions are ongoing. FY2022 Scope: Design/Construct/Repair of required replacements. Projects to include: Liko Place (Wailuku Village Subdivision) Sewer Replacement; Spreckelsville Manhole Rehabilitation; Liholiho Street Easement Line Replacement; Happy Valley Sewer Replacement; and Kahului Effulent Techite Replacement

PROJECT JUSTIFICATION

Damaged or deteriorated lines require greater maintenance and pose the threat of potential blockages or total failure which may cause wastewater spills, damage to property and the environment, and increase operational costs due to call out of personnel. Scheduling the repair or replacement of deficiencies noted during recent evaluations is a compliance requirement initiated by the 1999 Consent Decree.

STRATEGIC PLAN ALIGNMENT

Department's Strategic Plan	Countywide Priority Results
Sustain Reliable Wastewater Infrastructure Ensure Facilities Meet Future Needs Provide Reliable Wastewater Service	A Suitable Public Infrastructure An Efficient, Effective, and Responsive Government A Prepared, Safe, and Liveable County A Healthy and Sustainable Community

Operating Impact Narrative

No impact on staffing or operating budget anticipated.

FUNDING DETAILS

Phase Description	Fund Code	Appr	FY 2022	FY 2023	FY 2024	FY 2025	FY 2026	FY 2027
Renovations	GB	2,000,000	0	0	0	0	0	0
Renovations	WF	0	2,000,000	1,000,000	1,000,000	2,000,000	0	2,000,000

Schedule of Activities

Activity	Start	End	Amount
Renovations	09/12/2012	12/31/2025	8,000,000
Total Capital Project Costs			8,000,000
Total O&M Costs			0
Total Capital & Operating Costs			8,000,000

Methods of Financing (Ensuing + 5 Years)

Funding Source	Amount
General Obligation Fund	0
Sewer Fund	8,000,000
Total Funding Requirements	8,000,000

CBS No: CBS-1124

Project Name: West Maui Recycled Water System Expansion

Department: Department of Environmental Management

District: West Maui

Project Type: Sewer

Anticipated Life: 30 years

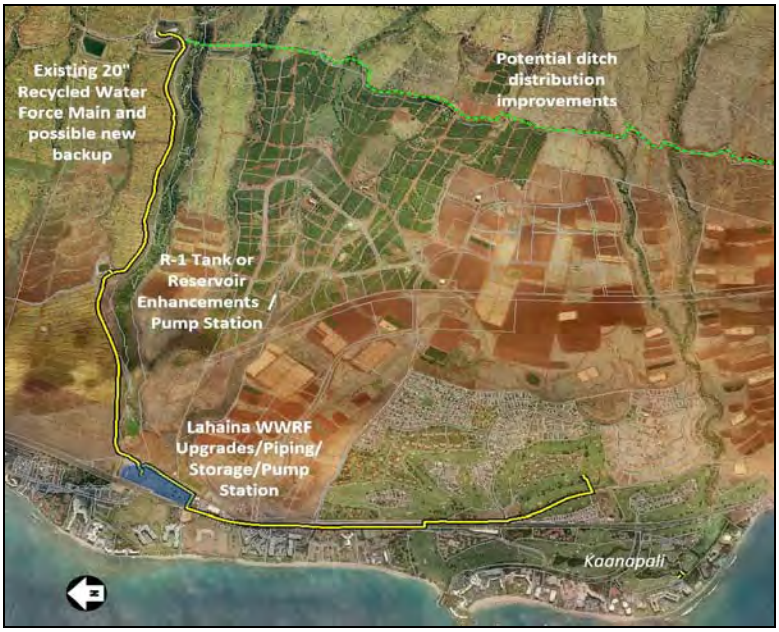

Prior Years	Appr	Ensuing	Subsequent Years					Total
Expend/Encb	FY 2021	FY 2022	FY 2023	FY 2024	FY 2025	FY 2026	FY 2027	6-Year
5,980,853	12,421,710	13,000,000	0	0	0	0	0	13,000,000

PROJECT DESCRIPTION

In order to increase the usage of R-1 treated effluent, the current distribution system requires several phases of upgrades, modifications and additions. This phased project has constructed additional UV disinfection facilities so that all water processed at the Lahaina WWRF reaches R-1 quality before reuse or disposal. FY2022 includes upgrade reservoir rehabilitation, piping, and force main improvements.

PROJECT JUSTIFICATION

Changing permit requirements will necessitate increased water recycling and an expanded and reliable distribution system. Expansion of R-1 usage for irrigation and other uses is a desire of the community and the administration.

STRATEGIC PLAN ALIGNMENT

Department's Strategic Plan	Countywide Priority Results
Sustain Reliable Wastewater Infrastructure Ensure Facilities Meet Future Needs Provide Reliable Wastewater Service	A Suitable Public Infrastructure A Strong, Diversified Economy An Efficient, Effective, and Responsive Government A Prepared, Safe, and Liveable County A Healthy and Sustainable Community

Operating Impact Narrative

Significant increased costs in electrical power and maintenance anticipated due to R-1 production, pumping and distribution system maintenance. Additional staff may be warranted upon completion of Phase 1 construction.

FUNDING DETAILS

Phase Description	Fund Code	Appr	FY 2022	FY 2023	FY 2024	FY 2025	FY 2026	FY 2027
Other/Design/Construction	OG	2,421,710						
Other/Design/Construction	GB	10,000,000	6,000,000	0	0	0	0	0
Other/Design/Construction	SRF	0	7,000,000	0	0	0	0	0

Schedule of Activities

Activity	Start	End	Amount
Acquisition	07/01/2018	12/31/2019	0
Design	07/01/2015	12/31/2016	0
New Construction	08/01/2019	12/31/2022	0
Other	09/30/2020	12/31/2023	13,000,000
Total Capital Project Costs			13,000,000
Total O&M Costs			0
Total Capital & Operating Costs			13,000,000

Methods of Financing (Ensuing + 5 Years)

Funding Source	Amount
General Obligation Fund	6,000,000
Other Grant Fund	0
Sewer Fund	0
State Revolving Loan Fund	7,000,000
Total Funding Requirements	13,000,000

CBS No: CBS-1146

Project Name: West Maui Environmental Protection Agency (EPA) Compliance Sewer Rehabilitation

Department: Department of Environmental Management

District: West Maui

Project Type: Sewer

Anticipated Life: 50 years

Prior Years	Appr	Ensuing	Subsequent Years					Total
Expend/Encb	FY 2021	FY 2022	FY 2023	FY 2024	FY 2025	FY 2026	FY 2027	6-Year
0	200,000	2,000,000	0	2,000,000	0	0	0	4,000,000

PROJECT DESCRIPTION

Rehabilitation of major gravity sewer lines that have reached the end of their useful life and/or have been found to be damaged or in disrepair via video investigation or other means. FY 2021-22 project to replace sewer between the Hyatt Force Main and the Lahaina No. 2 WWPS.

PROJECT JUSTIFICATION

Damaged or deteriorated lines require greater maintenance and pose the threat of potential blockages or total failure which may cause wastewater spills, damage to property and the environment, and increase operational costs due to call out of personnel. Scheduling the repair or replacement of deficiencies noted during evaluations is a compliance requirement initiated by the 1999 Consent Decree.

STRATEGIC PLAN ALIGNMENT

Department's Strategic Plan	Countywide Priority Results
Sustain Reliable Wastewater Infrastructure Ensure Facilities Meet Future Needs Provide Reliable Wastewater Service	A Suitable Public Infrastructure An Efficient, Effective, and Responsive Government A Prepared, Safe, and Liveable County A Healthy and Sustainable Community

Operating Impact Narrative

No impact on staffing or operating budget anticipated.

FUNDING DETAILS

Phase Description	Fund Code	Appr	FY 2022	FY 2023	FY 2024	FY 2025	FY 2026	FY 2027
New Construction	GB	200,000	0	0	0	0	0	0
New Construction	WF	0	2,000,000	0	2,000,000	0	0	0

Capital Improvement Program

Schedule of Activities			
Activity	**Start**	**End**	**Amount**
Design	09/30/2020	12/31/2021	0
New Construction	09/01/2013	12/31/2023	4,000,000
Total Capital Project Costs			4,000,000
Total O&M Costs			0
Total Capital & Operating Costs			4,000,000

Methods of Financing (Ensuing + 5 Years)	
Funding Source	**Amount**
General Obligation Fund	0
Sewer Fund	4,000,000
Total Funding Requirements	4,000,000

CBS No: CBS-1167

Project Name: Napili No. 1 Force Main Replacement
Department: Department of Environmental Management
District: West Maui
Project Type: Sewer
Anticipated Life: 30 years

Prior Years	Appr	Ensuing	Subsequent Years					Total
Expend/Encb	FY 2021	FY 2022	FY 2023	FY 2024	FY 2025	FY 2026	FY 2027	6-Year
0	0	300,000	0	3,700,000	0	0	0	4,000,000

PROJECT DESCRIPTION

Replacement of a 3,000 foot long, 20 inch diameter ductile iron pipe force main within Lower Honoapiilani Road (between Kameeui Place and the Lahaina WWRF headworks). This facility was constructed in 1985 and is nearing the end of its useful life.

PROJECT JUSTIFICATION

This project is necessary to replace the facility in order to avoid a costly failure of the line, major sewage spill to roadways, beach and ocean, as well as possible fines. Part of phased force main replacement schedule.

STRATEGIC PLAN ALIGNMENT

Department's Strategic Plan	Countywide Priority Results
Sustain Reliable Wastewater Infrastructure Ensure Facilities Meet Future Needs Provide Reliable Wastewater Service	A Suitable Public Infrastructure A Strong, Diversified Economy An Efficient, Effective, and Responsive Government A Prepared, Safe, and Liveable County A Healthy and Sustainable Community

Operating Impact Narrative

No significant impact on staffing or operating budget is anticipated.

FUNDING DETAILS

Phase Description	Fund Code	Appr	FY 2022	FY 2023	FY 2024	FY 2025	FY 2026	FY 2027
Design	WF	0	300,000	0	0	0	0	0
New Construction	GB	0	0	0	3,700,000	0	0	0

Capital Improvement Program

Schedule of Activities			
Activity	**Start**	**End**	**Amount**
Design	09/01/2021	12/31/2022	300,000
New Construction	08/01/2023	12/31/2024	3,700,000
Total Capital Project Costs			4,000,000
Total O&M Costs			0
Total Capital & Operating Costs			4,000,000

Methods of Financing (Ensuing + 5 Years)	
Funding Source	**Amount**
General Obligation Fund	3,700,000
Sewer Fund	300,000
Total Funding Requirements	4,000,000

CBS No: CBS-1177

Project Name: Napili Wastewater Pump Station No. 1 Modifications

Department: Department of Environmental Management

District: West Maui

Project Type: Sewer

Anticipated Life: 20 years



Prior Years	Appr	Ensuing	Subsequent Years					Total
Expend/Encb	FY 2021	FY 2022	FY 2023	FY 2024	FY 2025	FY 2026	FY 2027	6-Year
0	0	550,000	0	5,500,000	0	0	0	6,050,000

PROJECT DESCRIPTION

The purpose of this project is to design and construct upgrades (pumps, motors, generators, etc.) and required modifications (building, piping, electrical) to the existing pump station originally constructed in 1985. This station needs to meet area capacity requirements and be standardized to be similar in design and operation as other West Maui pump station facilities.

PROJECT JUSTIFICATION

This facility is reaching the end of its useful life. Acquiring critical spare parts has become difficult and the reliability of the equipment is beginning to be in question. Modifications are required to maintain reliable service, reduce maintenance costs and prevent possible sewage spills. Failure of the pump station would result in wastewater spills directly into public streets, storm drains and the ocean.

STRATEGIC PLAN ALIGNMENT

Department's Strategic Plan	Countywide Priority Results
Sustain Reliable Wastewater Infrastructure Ensure Facilities Meet Future Needs Provide Reliable Wastewater Service	A Suitable Public Infrastructure A Strong, Diversified Economy A Prepared, Safe, and Liveable County A Healthy and Sustainable Community

Operating Impact Narrative

No significant long term impact on staffing or operating budget is anticipated. Short term effects will be slightly lower operation and maintenance costs.

FUNDING DETAILS

Phase Description	Fund Code	Appr	FY 2022	FY 2023	FY 2024	FY 2025	FY 2026	FY 2027
Design	WF	0	550,000	0	0	0	0	0
New Construction	GB	0	0	0	5,500,000	0	0	0

Capital Improvement Program

Schedule of Activities			
Activity	**Start**	**End**	**Amount**
Design	09/01/2021	12/31/2022	550,000
New Construction	09/01/2023	12/31/2024	5,500,000
Total Capital Project Costs			6,050,000
Total O&M Costs			0
Total Capital & Operating Costs			6,050,000

Methods of Financing (Ensuing + 5 Years)	
Funding Source	**Amount**
General Obligation Fund	5,500,000
Sewer Fund	550,000
Total Funding Requirements	6,050,000

CBS No: CBS-1179

Project Name: Napili Wastewater Pump Station No. 3 Modifications

Department: Department of Environmental Management

District: West Maui

Project Type: Sewer

Anticipated Life: 20 years

Prior Years	Appr	Ensuing	Subsequent Years					Total
Expend/Encb	FY 2021	FY 2022	FY 2023	FY 2024	FY 2025	FY 2026	FY 2027	6-Year
5,310	0	4,000,000	0	0	0	0	0	4,000,000

PROJECT DESCRIPTION

The purpose of this project is to design and construct upgrades (pumps, motors, generators, etc.) and required modifications (building, piping, electrical) to the existing pump station originally constructed in 1985. This station needs to meet area capacity requirements and be standardized to be similar in design and operation as other West Maui pump station facilities.

PROJECT JUSTIFICATION

This facility is reaching the end of its useful life. Acquiring critical spare parts has become difficult and the reliability of the equipment is beginning to be in question. Modifications are required to maintain reliable service, reduce maintenance costs and prevent possible sewage spills. Failure of the pump station would result in wastewater spills directly into public streets, storm drains and the ocean.

STRATEGIC PLAN ALIGNMENT

Department's Strategic Plan	Countywide Priority Results
Sustain Reliable Wastewater Infrastructure Ensure Facilities Meet Future Needs Provide Reliable Wastewater Service	A Suitable Public Infrastructure A Strong, Diversified Economy A Prepared, Safe, and Liveable County A Healthy and Sustainable Community

Operating Impact Narrative

No significant long term impact on staffing or operating budget is anticipated. Short term effects will be slightly lower operation and maintenance costs.

FUNDING DETAILS

Phase Description	Fund Code	Appr	FY 2022	FY 2023	FY 2024	FY 2025	FY 2026	FY 2027
New Construction	SRF	0	4,000,000	0	0	0	0	0

Capital Improvement Program

Schedule of Activities			
Activity	**Start**	**End**	**Amount**
Design	09/01/2019	12/31/2020	0
New Construction	10/01/2021	12/31/2022	4,000,000
Total Capital Project Costs			4,000,000
Total O&M Costs			0
Total Capital & Operating Costs			4,000,000

Methods of Financing (Ensuing + 5 Years)	
Funding Source	**Amount**
Sewer Fund	0
State Revolving Loan Fund	4,000,000
Total Funding Requirements	4,000,000

CBS No: CBS-3576

Project Name: Lahaina Wastewater Reclamation Facility R-1 Process Expansion

Department: Department of Environmental Management

District: West Maui

Project Type: Sewer

Anticipated Life: 20 years

Prior Years	Appr	Ensuing	Subsequent Years					Total
Expend/Encb	FY 2021	FY 2022	FY 2023	FY 2024	FY 2025	FY 2026	FY 2027	6-Year
699,974	0	10,500,000	0	0	0	0	0	10,500,000

PROJECT DESCRIPTION

The design and construction of flow equalization basins, additional filters, ultraviolet disinfection equipment and new process channels to handle peak flows at the facility.

PROJECT JUSTIFICATION

The Lahaina WWRF is currently undergoing modifications to reliably treat an average flow of 9.0 mgd and a peak flow of 20.7 mgd. The current UV/filter facilities can handle a 9.0 peak and needs to be modified/upgraded to treat potential peak flows and comply with the EPA Consent Agreement.

STRATEGIC PLAN ALIGNMENT

Department's Strategic Plan	Countywide Priority Results
Sustain Reliable Wastewater Infrastructure Ensure Facilities Meet Future Needs Provide Reliable Wastewater Service	A Suitable Public Infrastructure A Strong, Diversified Economy An Efficient, Effective, and Responsive Government A Prepared, Safe, and Liveable County A Healthy and Sustainable Community

Operating Impact Narrative

No significant long term impact on staffing is anticipated. There will be an increase in electrical usage during peak flow treatment periods.

FUNDING DETAILS

Phase Description	Fund Code	Appr	FY 2022	FY 2023	FY 2024	FY 2025	FY 2026	FY 2027
Other	GB	0	10,500,000	0	0	0	0	0

Capital Improvement Program

Schedule of Activities			
Activity	**Start**	**End**	**Amount**
Design	12/01/2019	06/30/2021	0
Other	09/01/2021	12/31/2022	10,500,000
Total Capital Project Costs			10,500,000
Total O&M Costs			0
Total Capital & Operating Costs			10,500,000

Methods of Financing (Ensuing + 5 Years)	
Funding Source	**Amount**
General Obligation Fund	10,500,000
Sewer Fund	0
Total Funding Requirements	10,500,000

CBS No: CBS-5548

Project Name: Lahaina Wastewater Reclamation Facility Emergency Generator Replacement

Department: Department of Environmental Management

District: West Maui

Project Type: Sewer

Anticipated Life: 20 years

Prior Years	Appr	Ensuing	Subsequent Years					Total
Expend/Encb	FY 2021	FY 2022	FY 2023	FY 2024	FY 2025	FY 2026	FY 2027	6-Year
833,750	633,750	500,000	0	0	0	0	0	500,000

PROJECT DESCRIPTION

Replacement (design and construction) of an emergency generator located at the Lahaina Wastewater Reclamation Facility that is at the end of its useful life.

PROJECT JUSTIFICATION

Generator is required for emergency electricity generation in the event of electrical outages in order to maintain wastewater treatment processing (pumps, blowers, centrifuges, mixers, valves, computers and other electrical equipment) in order to maintain processing and avoid unnecessary plant upsets and wastewater spills.

STRATEGIC PLAN ALIGNMENT

Department's Strategic Plan	Countywide Priority Results
Sustain Reliable Wastewater Infrastructure Ensure Facilities Meet Future Needs Provide Reliable Wastewater Service	A Suitable Public Infrastructure An Efficient, Effective, and Responsive Government A Prepared, Safe, and Liveable County A Healthy and Sustainable Community

Operating Impact Narrative

No impact on staffing or operating budget anticipated.

FUNDING DETAILS

Phase Description	Fund Code	Appr	FY 2022	FY 2023	FY 2024	FY 2025	FY 2026	FY 2027
Renovations	OG	633,750						
Renovations	WF	0	500,000	0	0	0	0	0

Capital Improvement Program

Schedule of Activities			
Activity	**Start**	**End**	**Amount**
Renovations	08/01/2019	12/31/2022	500,000
Total Capital Project Costs			500,000
Total O&M Costs			0
Total Capital & Operating Costs			500,000

Methods of Financing (Ensuing + 5 Years)	
Funding Source	**Amount**
Other Grant Fund	0
Sewer Fund	500,000
Total Funding Requirements	500,000

This page has been intentionally left blank.

Finance

CAPITAL IMPROVEMENT PROJECTS

Mayor's Proposed Budget
FY 2022

This page has been intentionally left blank.

PROJECT DETAIL BY DEPARTMENT

					$ in 1000's		
					Fiscal Year		
District	Project Type	CBS No	Project Name	Fund	2022	2023-2027	6-Yr Total
Countywide	Other Projects	CBS-1218	Countywide Equipment	GB	4,785	16,000	20,785
			Total: Department of Finance		**4,785**	**16,000**	**20,785**
					FUNDING SOURCE		
				GB	4,785	16,000	20,785

*Note: Project sheets are included only for projects with FY 2022 funding.

Capital Improvement Program

CBS No: CBS-1218

Project Name: Countywide Equipment

Department: Department of Finance

District: Countywide

Project Type: Other Projects

Anticipated Life: Various

Prior Years	Appr	Ensuing	Subsequent Years					Total
Expend/Encb	FY 2021	FY 2022	FY 2023	FY 2024	FY 2025	FY 2026	FY 2027	6-Year
5,181,787.16	7,685,000	4,785,000	4,000,000	4,000,000	4,000,000	4,000,000	0	20,785,000

PROJECT DESCRIPTION

Purchase of large, costly and long life equipment for the following in FY 2022:

Department of Environmental Management (Solid Waste Management Program): $2,455,000: (1) dozer for the Hana Landfill; (1) wheel loader, (1) dump truck, and (1) manual rear loader for the Molokai Landfill; (1) mini manual refuse truck for West Maui; (1) Sitework GPS System, (1) Roll-off truck, and (1) loader backhoe for the Central Maui Landfill.

Equipment purchase for the Department of Fire and Public Safety: $2,330,000: (1) 1500 Gallons-Per-Minute (GPM) Pumper for the Kula Fire Station; and (1) 1500 GPM Pumper for the Lanai Fire Station

PROJECT JUSTIFICATION

Bond issuance is a suitable and economic method of financing capital assets that are too expensive to fund from just one fiscal period, and that have useful lives to justify the issuance of mid-term bonds. Financing of large, costly and long life equipment can allow for more efficient use of available funds by analyzing a number of factors, such as:

1. General obligation bonds generally have lower interest rates than municipal leases.
2. Bond issues match only actual capital needs
3. Guaranties fixed payments regardless of local economy cycles.
4. Bond term is limited to 10 years to prevent payments exceeding useful life of equipment.
5. No pay-off required at lease term end.

STRATEGIC PLAN ALIGNMENT

Department's Strategic Plan	Countywide Priority Results
Various	A Suitable Public Infrastructure An Efficient, Effective, and Responsive Government A Prepared, Safe, and Liveable County

Operating Impact Narrative

Operating impact includes debt service payments for principal and interest.

FUNDING DETAILS

Phase Description	Fund Code	Appr	FY 2022	FY 2023	FY 2024	FY 2025	FY 2026	FY 2027
Other	GB	7,685,000	4,785,000	4,000,000	4,000,000	4,000,000	4,000,000	0

Schedule of Activities

Activity	Start	End	Amount
Other	07/01/2013	06/30/2021	20,785,000
Total Capital Project Costs			20,785,000
Total O&M Costs			364,355
Total Capital & Operating Costs			21,149,355

Methods of Financing (Ensuing + 5 Years)

Funding Source	Amount
General Obligation Fund	20,785,000
Total Funding Requirements	20,785,000

Fire and Public Safety

CAPITAL IMPROVEMENT PROJECTS

Mayor's Proposed Budget
FY 2022

This page has been intentionally left blank.

PROJECT DETAIL BY DEPARTMENT

					$ in 1000's		
					Fiscal Year		
District	Project Type	CBS No	Project Name	Fund	2022	2023-2027	6-Yr Total
Countywide	Government Facilities	CBS-1003	Countywide Fire Facilities	GF	300	0	300
		CBS-6066	West Maui Fire Station	GF	0	6,200	6,200
Kihei-Makena		CBS-1004	Kihei Fire Station Relocation	GB	0	5,000	5,000
				GF	0	1,100	1,100
Lanai		CBS-1005	Lanai Fire Station Improvements	GB	2,600	0	2,600
Makawao-Pukalani-Kula		CBS-2314	Makawao Fire Station Renovation/Addition	GB	770	0	770
Molokai		CBS-4617	Pukoo Fire Station Relocation	GF	0	3,240	3,240
		CBS-6065	Hoolehua Fire Station Renovation/Addition	GF	550	0	550
Paia-Haiku		CBS-1002	Haiku Fire Station	GB	800	15,660	16,460
		CBS-1008	Paia Fire Station Relocation	GB	0	5,000	5,000
				GF	0	1,100	1,100
Wailuku-Kahului		CBS-1006	Waikapu Fire Station/Training Ctr/Admin Bldg	GB	0	5,000	5,000
				GF	0	11,100	11,100
			Total: Department of Fire and Public Safety		**5,020**	**53,400**	**58,420**

FUNDING SOURCE

GB	4,170	30,660	34,830
GF	850	22,740	23,590

*Note: Project sheets are included only for projects with FY 2022 funding.

Capital Improvement Program

CBS No: CBS-1003

Project Name: Countywide Fire Facilities

Department: Department of Fire and Public Safety

District: Countywide

Project Type: Government Facilities

Anticipated Life: 20-25 Years

Prior Years	Appr	Ensuing	Subsequent Years					Total
Expend/Encb	FY 2021	FY 2022	FY 2023	FY 2024	FY 2025	FY 2026	FY 2027	6-Year
715,394	200,000	300,000	0	0	0	0	0	300,000

PROJECT DESCRIPTION

Design, renovation/rehabilitation of Countywide Fire Facilities for FY22 to include:
1. Fire station painting for Hoolehua, Hana, Lanai, Wailea
2. Kahului Fire Station steel stairwell repair/refinish
3. Lanai Fire Station window replacements

PROJECT JUSTIFICATION

1. Preventative maintenance to extend the useful life of these facilities.
2. The present condition of the steel stairway is poor due to corrosion issues. Repairs and refinishing will assure safety of personnel using this stairway.
3. Replace jalousie type windows with storm rated windows to provide for safety of personnel during high wind events. New windows will also provide better insulation to reduce energy costs for air conditioning.

STRATEGIC PLAN ALIGNMENT

Department's Strategic Plan	Countywide Priority Results
Sec 2:1 improve the departments response times to emergencies; Sec 7:1 Ensure the department meets all applicable OSHA Standards; Sec 6:5 Develop a facility rehab plan.	A Suitable Public Infrastructure An Efficient, Effective, and Responsive Government A Prepared, Safe, and Liveable County

Operating Impact Narrative

No operating impact.

FUNDING DETAILS

Phase Description	Fund Code	Appr	FY 2022	FY 2023	FY 2024	FY 2025	FY 2026	FY 2027
Renovations	GF	200,000	300,000	0	0	0	0	0

Capital Improvement Program

Schedule of Activities			
Activity	**Start**	**End**	**Amount**
Renovations	07/01/2016	12/31/2022	300,000
Total Capital Project Costs			300,000
Total O&M Costs			0
Total Capital & Operating Costs			300,000

Methods of Financing (Ensuing + 5 Years)	
Funding Source	**Amount**
General Fund	300,000
Total Funding Requirements	300,000

Capital Improvement Program

CBS No: CBS-1005

Project Name: Lanai Fire Station Improvements

Department: Department of Fire and Public Safety

District: Lanai

Project Type: Government Facilities

Anticipated Life: 25 Years

Prior Years	Appr	Ensuing	Subsequent Years					Total
Expend/Encb	FY 2021	FY 2022	FY 2023	FY 2024	FY 2025	FY 2026	FY 2027	6-Year
465,945	0	2,600,000	0	0	0	0	0	2,600,000

PROJECT DESCRIPTION

Lanai Fire Station apparatus bay addition.

PROJECT JUSTIFICATION

The need to protect the Department of Fire and Public Safety specialized equipment that is being stored on the existing Lanai Fire Station property and relieving the over-crowding conditions and providing improved support services to the station's personnel.

STRATEGIC PLAN ALIGNMENT

Department's Strategic Plan	Countywide Priority Results
Goal: Deliver prompt and effective emergency services including suppression and extinguishment of all hostile fires, search and rescue, and emergency medical services. Objective:To increase response resources in rural areas	An Efficient, Effective, and Responsive Government A Prepared, Safe, and Liveable County A Healthy and Sustainable Community

Operating Impact Narrative

No impact on operations

FUNDING DETAILS

Phase Description	Fund Code	Appr	FY 2022	FY 2023	FY 2024	FY 2025	FY 2026	FY 2027
New Construction	GB	0	2,400,000	0	0	0	0	0
Other	GB	0	200,000	0	0	0	0	0

Schedule of Activities

Activity	Start	End	Amount
Acquisition	07/01/2019	12/31/2020	0
Design	07/01/2019	12/31/2020	0
New Construction	07/01/2021	12/31/2022	2,400,000
Other	07/01/2021	12/31/2022	200,000
Total Capital Project Costs			2,600,000
Total O&M Costs			0
Total Capital & Operating Costs			2,600,000

Methods of Financing (Ensuing + 5 Years)

Funding Source	Amount
General Fund	0
General Obligation Fund	2,600,000
Total Funding Requirements	2,600,000

Capital Improvement Program

CBS No: CBS-2314

Project Name: Makawao Fire Station Renovation/Addition

Department: Department of Fire and Public Safety

District: Makawao-Pukalani-Kula

Project Type: Government Facilities

Anticipated Life: 50 years

Prior Years	Appr	Ensuing	Subsequent Years					Total
Expend/Encb	FY 2021	FY 2022	FY 2023	FY 2024	FY 2025	FY 2026	FY 2027	6-Year
0	0	770,000	0	0	0	0	0	770,000

PROJECT DESCRIPTION

Design and construction of an apparatus bay, including storage and maintenance work space.

PROJECT JUSTIFICATION

Construction of an additional apparatus bay will allow for the current housing of a utility vehicle and also allow for future expansion should the need arise for a fully enclosed bay to house a full sized relief or front line fire apparatus. This bay will also allow room for more storage as well as a maintenance work space.

STRATEGIC PLAN ALIGNMENT

Department's Strategic Plan	Countywide Priority Results
Goal one: Deliver prompt and effective emergency services including suppression and extinguishment of all hostile fires, search and rescue, and emergency medical services. Objectives: Improve the departments response time performance, Increase response resources in rural areas	A Prepared, Safe, and Liveable County A Healthy and Sustainable Community

Operating Impact Narrative

No significant impact

FUNDING DETAILS

Phase Description	Fund Code	Appr	FY 2022	FY 2023	FY 2024	FY 2025	FY 2026	FY 2027
New Construction	GB	0	770,000	0	0	0	0	0

Capital Improvement Program

Schedule of Activities			
Activity	**Start**	**End**	**Amount**
New Construction	07/01/2021	12/31/2022	770,000
Total Capital Project Costs			770,000
Total O&M Costs			0
Total Capital & Operating Costs			770,000

Methods of Financing (Ensuing + 5 Years)	
Funding Source	**Amount**
General Fund	770,000
Total Funding Requirements	770,000

Capital Improvement Program

CBS No: CBS-6065

Project Name: Hoolehua Fire Station Renovation/Addition

Department: Department of Fire and Public Safety

District: Molokai

Project Type: Government Facilities

Anticipated Life: 50 years

Prior Years	Appr	Ensuing	Subsequent Years					Total
Expend/Encb	FY 2021	FY 2022	FY 2023	FY 2024	FY 2025	FY 2026	FY 2027	6-Year
0	350,000	550,000	0	0	0	0	0	550,000

PROJECT DESCRIPTION

Hoolehua Fire Station Renovation/Addition. Design and construction of an apparatus bay, including storage and maintenance work space.

PROJECT JUSTIFICATION

Construction of an additional apparatus bay will allow for the current housing of a utility vehicle and also allow for future expansion should the need arise for a fully enclosed bay to house a full sized relief or front line fire apparatus. This bay will also allow room for more storage as well as a maintenance work space.

STRATEGIC PLAN ALIGNMENT

Department's Strategic Plan	Countywide Priority Results
Goal one: Deliver prompt and effective emergency services including suppression and extinguishment of all hostile fires, search and rescue, and emergency medical services. Objectives: Improve the departments response time performance, Increase response resources in rural areas	A Prepared, Safe, and Liveable County A Healthy and Sustainable Community

Operating Impact Narrative

No significant impact

FUNDING DETAILS

Phase Description	Fund Code	Appr	FY 2022	FY 2023	FY 2024	FY 2025	FY 2026	FY 2027
New Construction	GF	0	550,000	0	0	0	0	0

Schedule of Activities

Activity	Start	End	Amount
New Construction	07/01/2020	12/31/2022	550,000
Total Capital Project Costs			550,000
Total O&M Costs			0
Total Capital & Operating Costs			550,000

Methods of Financing (Ensuing + 5 Years)

Funding Source	Amount
General Fund	550,000
Total Funding Requirements	550,000

Capital Improvement Program

CBS No: CBS-1002

Project Name: Haiku Fire Station

Department: Department of Fire and Public Safety

District: Paia-Haiku

Project Type: Government Facilities

Anticipated Life: 50 Years

Prior Years	Appr	Ensuing	Subsequent Years					Total
Expend/Encb	FY 2021	FY 2022	FY 2023	FY 2024	FY 2025	FY 2026	FY 2027	6-Year
0	0	800,000	15,660,000	0	0	0	0	16,460,000

PROJECT DESCRIPTION

Planning and design of a new fire station in Haiku. Work may also include grading, grubbing, and demotion of existing structures.

PROJECT JUSTIFICATION

Fire protection and emergency responses are currently provided by the Paia or Makawao Fire Stations. Response times from Paia and Makawao is inadequate. The investment in a new fire station will improve the physical environment for our employees and citizens. It will be more energy efficient, compliant with ADA and gender regulations and have a more pleasing physical appearance. Building a new fire station represents economic vitality, a safe and secure community and an effective local government. Failure to add a fire station and staffing will result in continued response time increases countywide. The result will be significant delays in the intervention of critical medical care resulting in increased suffering and death. The goal is to intervene before a fire reaches flashover point, or a patient is no longer able to be resuscitated.

STRATEGIC PLAN ALIGNMENT

Department's Strategic Plan	Countywide Priority Results
Goal #1: Deliver prompt and effective emergency services including suppression, extinguishment of all hostile fires, search and rescue on land and sea, and emergency medical services. Goal #2: Prevent, mitigate, and stabilize hazardous materials incidents. Goal #3: Develop and support an effective organization.	A Suitable Public Infrastructure An Efficient, Effective, and Responsive Government A Prepared, Safe, and Liveable County A Healthy and Sustainable Community

Operating Impact Narrative

Operating impact will include staffing and operational needs. 15 (fifteen) additional personnel will increase the salaries and wages by approximately $1,100,000.00.

Capital Improvement Program

FUNDING DETAILS

Phase Description	Fund Code	Appr	FY 2022	FY 2023	FY 2024	FY 2025	FY 2026	FY 2027
Design	GB	0	740,000	0	0	0	0	0
New Construction	GB	0	0	15,080,000	0	0	0	0
Other	GB	0	60,000	580,000	0	0	0	0

Schedule of Activities

Activity	Start	End	Amount
Design	07/01/2021	12/31/2022	740,000
New Construction	07/01/2022	12/31/2023	15,080,000
Other	07/01/2021	12/31/2022	60,000
Other	07/01/2022	12/31/2023	580,000
Total Capital Project Costs			16,460,000
Total O&M Costs			0
Total Capital & Operating Costs			16,460,000

Methods of Financing (Ensuing + 5 Years)

Funding Source	Amount
General Obligation Fund	16,460,000
Total Funding Requirements	16,460,000

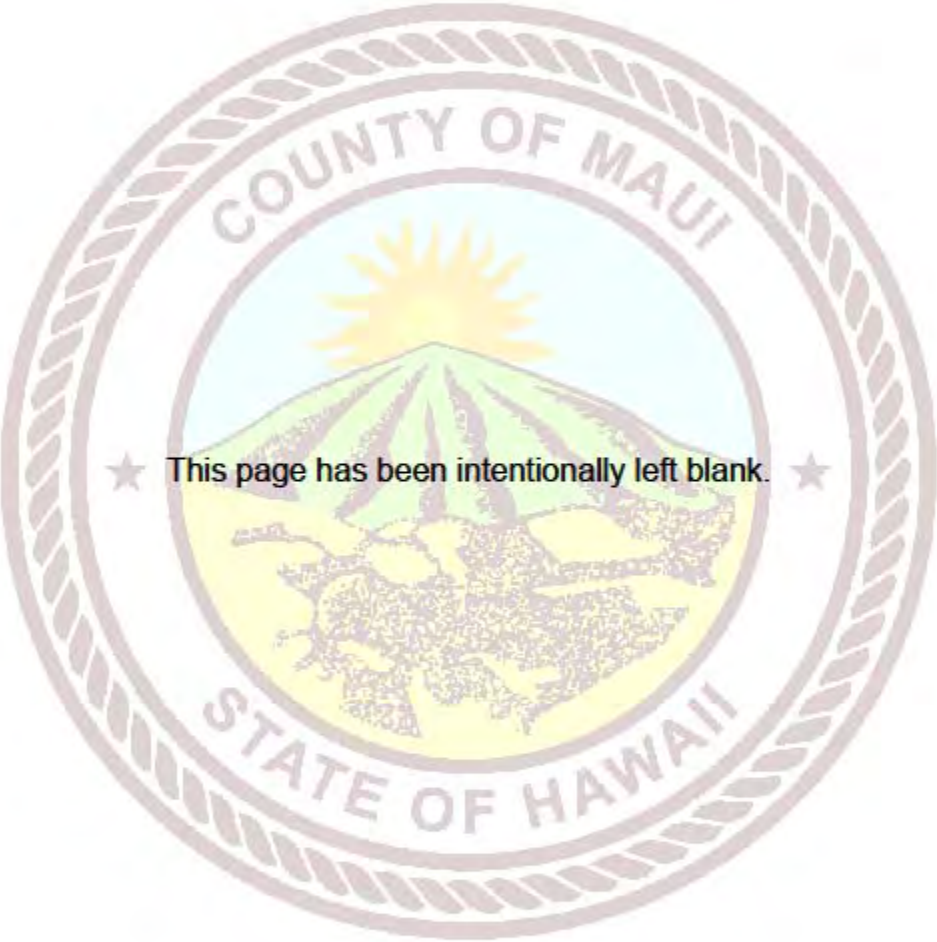

This page has been intentionally left blank.

Management

CAPITAL IMPROVEMENT PROJECTS

Mayor's Proposed Budget
FY 2022

This page has been intentionally left blank.

PROJECT DETAIL BY DEPARTMENT

					$ in 1000's		
					Fiscal Year		
District	Project Type	CBS No	Project Name	Fund	2022	2023-2027	6-Yr Total
Wailuku-Kahului	Government Facilities	CBS-6651	60 N. Church St. Building Renovations	GB	628	0	628
				GF	0	2,500	2,500
				LBF	1,872	0	1,872
		CBS-6653	100 Mahalani St Renovations	GB	2,000	5,000	8,000
			Total: Department of Management		**4,500**	**7,500**	**12,000**

FUNDING SOURCE

GB	2,628	5000	7,628
GF	0	2,500	2,500
LBF	1,872	0	1,872

*Note: Project sheets are included only for projects with FY 2022 funding.

Capital Improvement Program

CBS No: CBS-6651

Project Name: 60 N. Church St. Building Renovations

Department: Department of Management

District: Wailuku-Kahului

Project Type: Government Facilities

Anticipated Life: 50 years

Prior Years	Appr	Ensuing	Subsequent Years					Total
Expend/Encb	FY 2021	FY 2022	FY 2023	FY 2024	FY 2025	FY 2026	FY 2027	6-Year
0	0	2,500,000	2,500,000	0	0	0	0	5,000,000

PROJECT DESCRIPTION

Design and construction of interior renovations and engineering systems in the recently acquired Hawaiian Tel Building in Wailuku.

PROJECT JUSTIFICATION

The County recently purchased this building. Renovations are required prior to occupancy.

STRATEGIC PLAN ALIGNMENT

Department's Strategic Plan	Countywide Priority Results
Efficiency of government operations	A Prepared, Safe, and Liveable County

Operating Impact Narrative

The building was purchased in order to reduce the use of rental space for administrative operations. Renovations will allow the intended use and reduction of future rental costs.

FUNDING DETAILS

Phase Description	Fund Code	Appr	FY 2022	FY 2023	FY 2024	FY 2025	FY 2026	FY 2027
Renovations	GB	0	628,000	0	0	0	0	0
Renovations	GF	0	0	2,500,000	0	0	0	0
Renovations	LBF	0	1,872,000	0	0	0	0	0

Schedule of Activities

Activity	Start	End	Amount
Renovations	07/01/2021	12/30/2022	5,000,000
Total Capital Project Costs			5,000,000
Total O&M Costs			0
Total Capital & Operating Costs			5,000,000

Methods of Financing (Ensuing + 5 Years)

Funding Source	Amount
General Fund	2,500,000
General Obligation Fund	628,000
Lapsed Bond Fund	1,872,000
Total Funding Requirements	5,000,000

Capital Improvement Program

CBS No: CBS-6653

Project Name: 100 Mahalani St Renovations

Department: Department of Management

District: Wailuku-Kahului

Project Type: Government Facilities

Anticipated Life: 50 Years

Prior Years	Appr	Ensuing	Subsequent Years					Total
Expend/Encb	FY 2021	FY 2022	FY 2023	FY 2024	FY 2025	FY 2026	FY 2027	6-Year
0	0	2,000,000	5,000,000	0	0	0	0	7,000,000

PROJECT DESCRIPTION

Renovate the newly acquired facilities at 100 Mahalani St for occupancy of county departments. Project scope includes design, engineering, permitting, renovation, construction and other related activities

PROJECT JUSTIFICATION

Project aims to reduce county lease costs by relocation of county departments from rented office space to county owned facilities

STRATEGIC PLAN ALIGNMENT

Department's Strategic Plan	Countywide Priority Results
	A Prepared, Safe, and Liveable County

Operating Impact Narrative

FUNDING DETAILS

Phase Description	Fund Code	Appr	FY 2022	FY 2023	FY 2024	FY 2025	FY 2026	FY 2027
Renovations	GB	0	2,000,000	5,000,000	0	0	0	0

Schedule of Activities

Activity	Start	End	Amount
Renovations	03/31/2022	12/31/2023	7,000,000
Total Capital Project Costs			7,000,000
Total O&M Costs			2,100,000
Total Capital & Operating Costs			9,100,000

Methods of Financing (Ensuing + 5 Years)

Funding Source	Amount
General Obligation Fund	7,000,000
Total Funding Requirements	7,000,000

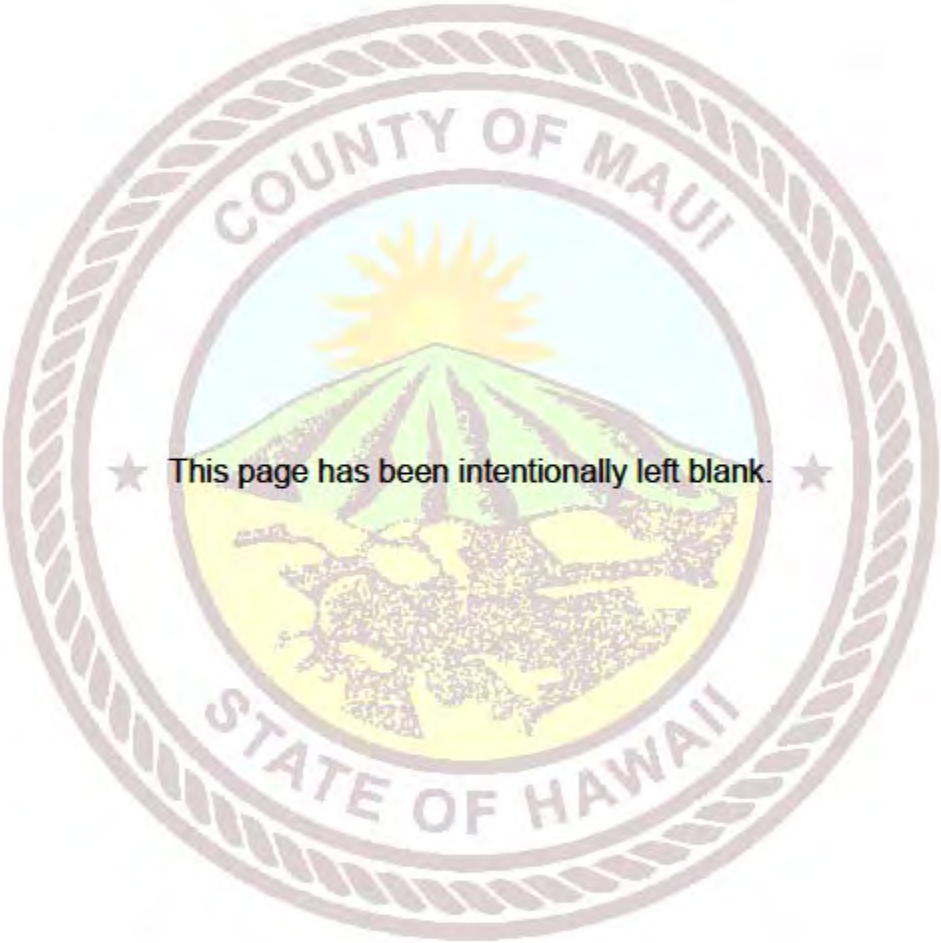

This page has been intentionally left blank.

Parks and Recreation

CAPITAL IMPROVEMENT PROJECTS

Mayor's Proposed Budget
FY 2022

This page has been intentionally left blank.

PROJECT DETAIL BY DEPARTMENT

					$ in 1000's		
					Fiscal Year		
District	Project Type	CBS No	Project Name	Fund	2022	2023-2027	6-Yr Total
Countywide	Parks and Recreation	CBS-1117	Countywide Parks ADA Improvements	GF	500	20,000	20,500
		CBS-3232	Countywide Park Playground Improvements	GF	0	2,750	2,750
				PA	600	0	600
		CBS-4581	Countywide Parks Facilities	GF	500	2,000	2,500
		CBS-5055	County Wide Coastal Preservation & Mitigation	GF	0	1,000	1,000
		CBS-5541	County Wide Park Improvement Plans and Studies	GF	0	500	500
Hana	Government Facilities	CBS-5530	Old Hana School Improvements	GB	3,000	0	3,000
	Parks and Recreation	CBS-1971	Helene Hall Improvements	GB	1,300	800	2,100
		CBS-2350	Hana-Keanae-Kailua Parks System	GF	0	1,200	1,200
		CBS-4592	Pa'ani Mai Park Development	GB	0	2,500	2,500
Kihei-Makena		CBS-1118	South Maui Community Park	GB	0	20,000	20,000
		CBS-1205	Kamaole Point Pavillion	GF	0	1,100	1,100
		CBS-2345	South Maui Parks System	GF	0	1,200	1,200
		CBS-2743	Kenolio Recreational Complex Open Building Repair	GF	0	1,345	1,345
		CBS-5532	Kihei Aquatic Center Improvements	GF	0	1,050	1,050
		CBS-5552	South Maui Beach Parks Parking Lots Improvements	GF	775	0	775
		CBS-6644	Kihei Community Center Improvements	GF	0	600	600
Lanai		CBS-2347	Lanai Parks System	GF	0	900	900
		CBS-6052	Lanai Youth Center and Skate Park	GB	4,000	650	4,650
Makawao-Pukalani-Kula		CBS-2329	Waiakoa Gym Improvements	GF	0	1,600	1,600
		CBS-2349	Makawao-Pukalani-Kula-Ulupalakua Parks System	GF	0	1,200	1,200
		CBS-5544	Haliimaile Gym Improvements	GB	0	1,600	1,600

				GF	0	275	275
		CBS-5549	Eddie Tam Gym Facility Improvements	GB	0	2,500	2,500
				GF	0	350	350
		CBS-5551	Eddie Tam Park Field #6 Expansion	GF	0	525	525
Molokai		CBS-2346	Molokai Parks System	GF	0	900	900
		CBS-4582	Molokai Athletic Complex	GB	0	1,750	1,750
				ST	0	25,750	25,750
		CBS-5540	Mitchell Pauole Parking Lot Expansion	GB	0	750	750
		CBS-5545	Cooke Memorial Pool Improvements	GF	0	1,270	1,270
		CBS-6074	Kaunakakai Gym Rehabilitation	GB	0	2,600	2,600
Paia-Haiku		CBS-2348	Paia-Haiku Parks System	GF	0	1,200	1,200
		CBS-5056	Alfred Flako Boteilho Sr. Gym Improvements	GB	0	4,000	4,000
				GF	500	0	500
		CBS-5533	Paia Community Center Rehabilitation	GF	0	1,665	1,665
Wailuku-Kahului		CBS-1202	Waiehu Golf Course Starter Booth and Restaurant	GB	0	15,000	15,000
		CBS-1214	Central Maui Regional Park	GB	0	22,000	22,000
				GF	0	3,000	3,000
		CBS-2351	Central Maui Parks System	GF	0	1,500	1,500
		CBS-4583	Kanaha Beach Park Master Plan Implementation	GB	0	10,000	10,000
				GF	75	0	75
		CBS-4584	Wells Park Master Plan Implementation	GB	0	16,000	16,000
				GF	0	1,000	1,000
		CBS-4616	War Memorial Gym Building Improvements	GB	15,000	10,000	25,000
		CBS-4628	New Kahului Community Center	GB	0	5,000	5,000
		CBS-5481	Ichiro “Iron” Maehara Baseball Stadium Improvements	GF	800	0	800
		CBS-5516	Kehalani Mauka Park Improvements	GF	150	1,765	1,915
		CBS-5539	War Memorial Football Stadium and Track Rehabilitation	GB	0	7,200	7,200
				GF	210	0	210

		CBS-5543	Richard Pablo Caldito Sr. Park Improvements	GF	0	825	825
		CBS-5546	Mokuhau Park Restroom Replacement	GF	0	510	510
		CBS-6072	Velma McWayne Santos Center Improvements	GB	2,125	0	2,125
		CBS-6645	Lihikai School Park Site Improvements	GF	1,500	0	1,500
West Maui	Parks and Recreation	CBS-2344	West Maui Parks System	GF	0	1,500	1,500
		CBS-2758	West Maui Maintenance Operations Building	GB	0	2,250	2,250
		CBS-5483	Launiupoko Master Plan	GB	0	5,000	5,000
				GF	0	3,000	3,000
		CBS-6076	Lahaina Aquatic Center Rehabilitation	GF	0	2,000	2,000
		CBS-6077	Lahaina Civic Center Rehabilitation	GB	0	5,000	5,000
				GF	600	0	600
		CBS-6647	Lahaina Civic Center Tennis Court Restroom Improvements	GF	425	0	425
		CBS-6652	Napili Park Improvements	PA	350	0	350
			Total: Department of Parks and Recreation		**32,410**	**218,080**	**250,490**

FUNDING SOURCE

GB	25,425	134,600	160,025
GF	6,035	57,730	63,765
PA	950	0	950
ST	0	25,750	25,750

*Note: Project sheets are included only for projects with FY 2022 funding.

CBS No: CBS-1117

Project Name: Countywide Parks ADA Improvements
Department: Department of Parks and Recreation
District: Countywide
Project Type: Parks and Recreation
Anticipated Life: 20 Years

Prior Years	Appr	Ensuing	Subsequent Years					Total
Expend/Encb	FY 2021	FY 2022	FY 2023	FY 2024	FY 2025	FY 2026	FY 2027	6-Year
3,898,612	250,000	500,000	4,000,000	4,000,000	4,000,000	4,000,000	4,000,000	20,500,000

PROJECT DESCRIPTION

Planning, design, and construction for accessibility improvements following the Department's Accessibility Transition Plan. (ATP), and DCAB fees.

PROJECT JUSTIFICATION

The implementation of these accessibility improvements is to accomplish compliance with the Department's ATP, which is inclusive of requests for access to sites by person with standing and mandated retroactive code revisions or additions relating to 2010 ADAAG, in a priority order.

STRATEGIC PLAN ALIGNMENT

Department's Strategic Plan	Countywide Priority Results
To respond to the needs of a community by acquiring, developing, and maintaining safe, quality recreational facilities.	A Suitable Public Infrastructure An Efficient, Effective, and Responsive Government A Prepared, Safe, and Livable County A Healthy and Sustainable Community

Operating Impact Narrative

These projects are not anticipated to have any effect on facility operating expenses.

FUNDING DETAILS

Phase Description	Fund Code	Appr	FY 2022	FY 2023	FY 2024	FY 2025	FY 2026	FY 2027
Renovations	GF	250,000	500,000	4,000,000	4,000,000	4,000,000	4,000,000	4,000,000

Capital Improvement Program

Schedule of Activities			
Activity	**Start**	**End**	**Amount**
Renovations	07/01/2012	06/30/2027	20,500,000
Total Capital Project Costs			20,500,000
Total O&M Costs			0
Total Capital & Operating Costs			20,500,000

Methods of Financing (Ensuing + 5 Years)	
Funding Source	**Amount**
General Fund	20,500,000
Total Funding Requirements	20,500,000

Capital Improvement Program

CBS No: CBS-3232

Project Name: Countywide Park Playground Improvements

Department: Department of Parks and Recreation

District: Countywide

Project Type: Parks and Recreation

Anticipated Life: 15-20 years

Prior Years	Appr	Ensuing	Subsequent Years					Total
Expend/Encb	FY 2021	FY 2022	FY 2023	FY 2024	FY 2025	FY 2026	FY 2027	6-Year
966,475	0	600,000	750,000	1,000,000	1,000,000	0	0	3,350,000

PROJECT DESCRIPTION

The planning, design, and construction of replacement or new playgrounds throughout Maui County.
FY2022 budget request is for the design, permitting, and construction of the Honokowai Park Playground Improvements project. This project includes the replacement of existing playground equipment, installation of a playground shade structure, and replacement of the existing fall surfacing.

PROJECT JUSTIFICATION

Many of the department's existing playgrounds are old and in unsafe condition. Some have been removed (and not replaced) while others are in need of extensive repairs and maintenance or replacement.

STRATEGIC PLAN ALIGNMENT

Department's Strategic Plan	Countywide Priority Results
To respond to the needs of a community by acquiring, developing, and maintaining safe, quality recreational facilities.	A Suitable Public Infrastructure A Healthy and Sustainable Community

Operating Impact Narrative

It is not anticipated that there will be substantial impact to operating expenses.

FUNDING DETAILS

Phase Description	Fund Code	Appr	FY 2022	FY 2023	FY 2024	FY 2025	FY 2026	FY 2027
Renovations	GF	0	0	750,000	1,000,000	1,000,000	0	0
Renovations	PA	0	600,000	0	0	0	0	0

Schedule of Activities

Activity	Start	End	Amount
Renovations	09/01/2016	12/31/2025	3,350,000
Total Capital Project Costs			3,350,000
Total O&M Costs			0
Total Capital & Operating Costs			3,350,000

Methods of Financing (Ensuing + 5 Years)

Funding Source	Amount
General Fund	2,750,000
Park Assessment	600,000
Total Funding Requirements	3,350,000

Capital Improvement Program

CBS No: CBS-4581

Project Name: Countywide Parks Facilities

Department: Department of Parks and Recreation

District: Countywide

Project Type: Parks and Recreation

Anticipated Life:

Prior Years	Appr	Ensuing	Subsequent Years					Total
Expend/Encb	FY 2021	FY 2022	FY 2023	FY 2024	FY 2025	FY 2026	FY 2027	6-Year
298,441	300,000	500,000	500,000	500,000	500,000	500,000	0	2,500,000

PROJECT DESCRIPTION

Contingency funds for planning, permitting, design, construction, construction management, renovations, repairs, and facility expansion projects that are anticipated at park facilities countywide to accommodate growth, to improve security of the facility, and to enhance the safety of employees and the public.

PROJECT JUSTIFICATION

Contingency funds are a normal and necessary factor in the implementation of capital improvement projects, both during design and permitting as well as during construction. The Department to utilize solely for contingency purposes and would provide reporting of all expenditures of this appropriation.

STRATEGIC PLAN ALIGNMENT

Department's Strategic Plan	Countywide Priority Results
To respond to the needs of a community by acquiring, developing, and maintaining safe, quality recreational facilities.	A Suitable Public Infrastructure An Efficient, Effective, and Responsive Government A Prepared, Safe, and Liveable County

Operating Impact Narrative

It is not anticipated that there will be substantial impact to operating expenses

FUNDING DETAILS

Phase Description	Fund Code	Appr	FY 2022	FY 2023	FY 2024	FY 2025	FY 2026	FY 2027
Renovations	GF	300,000	500,000	500,000	500,000	500,000	500,000	0

Schedule of Activities

Activity	Start	End	Amount
Renovations	10/01/2019	12/31/2026	2,500,000
Total Capital Project Costs			2,500,000
Total O&M Costs			0
Total Capital & Operating Costs			2,500,000

Methods of Financing (Ensuing + 5 Years)

Funding Source	Amount
General Fund	2,500,000
Total Funding Requirements	2,500,000

Capital Improvement Program

CBS No: CBS-5530

Project Name: Old Hana School Improvements

Department: Department of Parks and Recreation

District: Hana

Project Type: Government Facilities

Anticipated Life: 20 Years

Prior Years	Appr	Ensuing	Subsequent Years					Total
Expend/Encb	FY 2021	FY 2022	FY 2023	FY 2024	FY 2025	FY 2026	FY 2027	6-Year
969,312	1,850,000	3,000,000	0	0	0	0	0	3,000,000

PROJECT DESCRIPTION

Design, construction, and construction management for renovation of existing buildings housing Parks Department offices and various other agencies and tenants at the old Hana school.

PROJECT JUSTIFICATION

The buildings are very old. They are in need of immediate attention to prevent further deterioration. A survey of the existing conditions was recently completed detailing an order of priority repairs and associated costs.
FY2021 funds were for Phase 1 which consists of hazardous material remediation at buildings A,B,C,D, and E
FY2022 budget request is for the construction of building renovations to buildings A, D, and E.

STRATEGIC PLAN ALIGNMENT

Department's Strategic Plan	Countywide Priority Results
To respond to the needs of a community by acquiring, developing and maintaining safe, quality recreational facilities.	A Suitable Public Infrastructure A Prepared, Safe, and Livable County

Operating Impact Narrative

It is not anticipated that any changes to operations will result from funding this aspect of the project

FUNDING DETAILS

Phase Description	Fund Code	Appr	FY 2022	FY 2023	FY 2024	FY 2025	FY 2026	FY 2027
Renovations	GB	1,375,000	3,000,000	0	0	0	0	0
Other	GB	475,000	0	0	0	0	0	0

Schedule of Activities

Activity	Start	End	Amount
Design	10/15/2019	12/31/2024	0
Other	10/01/2020	12/31/2025	0
Renovations	01/04/2021	12/31/2023	3,000,000
Total Capital Project Costs			3,000,000
Total O&M Costs			0
Total Capital & Operating Costs			3,000,000

Methods of Financing (Ensuing + 5 Years)

Funding Source	Amount
General Obligation Fund	3,000,000
Total Funding Requirements	3,000,000

Capital Improvement Program

CBS No: CBS-1971

Project Name: Helene Hall Improvements

Department: Department of Parks and Recreation

District: Hana

Project Type: Parks and Recreation

Anticipated Life: 30 Years

Prior Years	Appr	Ensuing	Subsequent Years					Total
Expend/Encb	FY 2021	FY 2022	FY 2023	FY 2024	FY 2025	FY 2026	FY 2027	6-Year
531,007	0	1,300,000	800,000	0	0	0	0	2,100,000

PROJECT DESCRIPTION

Design, construction and construction management of Improvements to the hall to include, a new wastewater treatment system, improvements to the kitchen, replacement of fixtures and finishes in the restrooms, replacement of windows, resurfacing of hall floor, painting of interior, acoustic ceiling, replacement of lighting, and other needed improvements.
FY2022 funding request is for the construction of the new wastewater treatment system.

PROJECT JUSTIFICATION

The hall is the only community gathering place in the Hana Bay area and is in need of a major cosmetic facelift and required systems upgrades.

STRATEGIC PLAN ALIGNMENT

Department's Strategic Plan	Countywide Priority Results
To respond to the needs of a community by acquiring, developing, and maintaining safe, quality recreational facilities.	A Suitable Public Infrastructure A Prepared, Safe, and Livable County A Healthy and Sustainable Community

Operating Impact Narrative

It is not anticipated that there will be substantial impact to operating expenses.

FUNDING DETAILS

Phase Description	Fund Code	Appr	FY 2022	FY 2023	FY 2024	FY 2025	FY 2026	FY 2027
New Construction	GB	0	1,300,000	0	0	0	0	0
Renovations	GB	0	0	800,000	0	0	0	0

Schedule of Activities

Activity	Start	End	Amount
Design	10/31/2020	12/31/2026	0
New Construction	11/01/2021	12/31/2025	1,300,000
Renovations	10/01/2020	12/31/2026	800,000
Total Capital Project Costs			2,100,000
Total O&M Costs			0
Total Capital & Operating Costs			2,100,000

Methods of Financing (Ensuing + 5 Years)

Funding Source	Amount
General Obligation Fund	2,100,000
Total Funding Requirements	2,100,000

Capital Improvement Program

CBS No: CBS-5552

Project Name: South Maui Beach Parks Parking Lots Improvements

Department: Department of Parks and Recreation

District: Kihei-Makena

Project Type: Parks and Recreation

Anticipated Life: 20 Years

Prior Years	Appr	Ensuing	Subsequent Years					Total
Expend/Encb	FY 2021	FY 2022	FY 2023	FY 2024	FY 2025	FY 2026	FY 2027	6-Year
6,985	600,000	775,000	0	0	0	0	0	775,000

PROJECT DESCRIPTION

Design, permitting and reconstruction and/or cold planning and paving parking lots at South Maui beach parks to include sidewalk and accessibility improvements. FY2022 funds are for design at Po'olenalena Beach Park, construction at Wailea Beach Park, and design and construction at Waipuilani Beach Park.

PROJECT JUSTIFICATION

The asphalt has outlived its useful life at these locations and parking lots are in need of required accessibility improvements.

STRATEGIC PLAN ALIGNMENT

Department's Strategic Plan	Countywide Priority Results
To respond to the needs of a community by acquiring, developing, and maintaining safe, quality recreational facilities.	A Suitable Public Infrastructure

Operating Impact Narrative

No impact on the operational expenses of the facilities is anticipated.

FUNDING DETAILS

Phase Description	Fund Code	Appr	FY 2022	FY 2023	FY 2024	FY 2025	FY 2026	FY 2027
Design	GF	100,000	125,000	0	0	0	0	0
Renovations	GF	500,000	650,000	0	0	0	0	0

Schedule of Activities

Activity	Start	End	Amount
Design	10/15/2020	12/31/2025	125,000
Renovations	10/15/2020	12/31/2025	650,000
Total Capital Project Costs			775,000
Total O&M Costs			0
Total Capital & Operating Costs			775,000

Methods of Financing (Ensuing + 5 Years)

Funding Source	Amount
General Fund	775,000
General Obligation Fund	0
Total Funding Requirements	775,000

CBS No: CBS-6052

Project Name: Lanai Youth Center and Skate Park

Department: Department of Parks and Recreation

District: Lanai

Project Type: Parks and Recreation

Anticipated Life: 25 years

Prior Years	Appr	Ensuing	Subsequent Years					Total
Expend/Encb	FY 2021	FY 2022	FY 2023	FY 2024	FY 2025	FY 2026	FY 2027	6-Year
0	0	4,000,000	650,000	0	0	0	0	4,650,000

PROJECT DESCRIPTION

Construct new Lanai Youth Center. Design and construct Lanai Skate Park

PROJECT JUSTIFICATION

The current Lanai Youth Center, housed in (very old) portable buildings, has outgrown the space limitations and is need of an upgrade to meet the needs of the community and expand it services to the youth.
There is presently a high demand for and no availability of a skate board park or area on Lanai
$4,000,000 is requested for the Youth Center and $650,0000 is requested for the skate park.

STRATEGIC PLAN ALIGNMENT

Department's Strategic Plan	Countywide Priority Results
To respond to the needs of a community by acquiring, developing, and maintaining safe, quality recreational facilities.	A Prepared, Safe, and Livable County

Operating Impact Narrative

It is not anticipated that there would be substantial change in the cost of operations as the youth center would be leased to a private entity

FUNDING DETAILS

Phase Description	Fund Code	Appr	FY 2022	FY 2023	FY 2024	FY 2025	FY 2026	FY 2027
New Construction	GB	0	4,000,000	650,000	0	0	0	0

Schedule of Activities

Activity	Start	End	Amount
New Construction	07/01/2022	07/01/2023	4,650,000
Total Capital Project Costs			4,650,000
Total O&M Costs			0
Total Capital & Operating Costs			4,650,000

Methods of Financing (Ensuing + 5 Years)

Funding Source	Amount
General Obligation Fund	4,650,000
Total Funding Requirements	4,650,000

Capital Improvement Program

CBS No: CBS-5056

Project Name: Alfred Flako Boteilho Sr. Gym Improvements

Department: Department of Parks and Recreation

District: Paia-Haiku

Project Type: Parks and Recreation

Anticipated Life: 20+ years

Prior Years	Appr	Ensuing	Subsequent Years					Total
Expend/Encb	FY 2021	FY 2022	FY 2023	FY 2024	FY 2025	FY 2026	FY 2027	6-Year
1,917,786	0	500,000	4,000,000	0	0	0	0	4,500,000

PROJECT DESCRIPTION

Design and construction for replacement of existing metal roofing and roof structural support system (Phase 1). Design, construction management, and construction of additional structural repairs including walls and floor framing. Replacement of bleachers. (Phase 2) FY2022 design funding requested for structural upgrades including walls and floor support structure.

PROJECT JUSTIFICATION

Phase 1 (funded in FY2020) The roof leaks and repairs are no longer feasible due to the age of the roof material. Roofing replacement requires compliance with current energy codes and substantial structural upgrades.
Phase 2: FY2022 budget request is for the phase 2 design and construction management. Phase 2 will correct additional structural deficiencies including adding a lateral force resisting system and replacing the floor support system to adequately support expected bleacher and facility loads.

STRATEGIC PLAN ALIGNMENT

Department's Strategic Plan	Countywide Priority Results
To respond to the needs of a community by acquiring, developing, and maintaining safe, quality recreational facilities.	A Suitable Public Infrastructure A Prepared, Safe, and Liveable County

Operating Impact Narrative

The project is not anticipated to have significant effect on facility operating expenses.

FUNDING DETAILS

Phase Description	Fund Code	Appr	FY 2022	FY 2023	FY 2024	FY 2025	FY 2026	FY 2027
Design	GF	0	500,000	0	0	0	0	0
Renovations	GB	0	0	4,000,000	0	0	0	0

Schedule of Activities

Activity	Start	End	Amount
Design	07/01/2021	07/01/2023	500,000
Renovations	09/01/2018	12/31/2019	4,000,000
Total Capital Project Costs			4,500,000
Total O&M Costs			0
Total Capital & Operating Costs			4,500,000

Methods of Financing (Ensuing + 5 Years)

Funding Source	Amount
General Fund	500,000
General Obligation Fund	4,000,000
Total Funding Requirements	4,500,000

CBS No: CBS-4583

Project Name: Kanaha Beach Park Master Plan Implementation

Department: Department of Parks and Recreation

District: Wailuku-Kahului

Project Type: Parks and Recreation

Anticipated Life: 25-Years

Prior Years	Appr	Ensuing	Subsequent Years					Total
Expend/Encb	FY 2021	FY 2022	FY 2023	FY 2024	FY 2025	FY 2026	FY 2027	6-Year
246,364	0	75,000	2,000,000	3,000,000	5,000,000	0	0	10,075,000

PROJECT DESCRIPTION

Improvements to the existing Kanaha Beach Park as determined through the master plan process. FY2020 funding request was for the environmental assessment to include a cultural impact assessment (currently in progress). FY2022 - integration of a DWS designed graywater reuse system into the overall project master plan.

PROJECT JUSTIFICATION

The park is heavily used, and improvements are needed to the basic infrastructure in order to maintain a safe and inviting environment for the community and visitors.

STRATEGIC PLAN ALIGNMENT

Department's Strategic Plan	Countywide Priority Results
To respond to the needs of a community by acquiring, developing, and maintaining safe, quality recreational facilities.	A Suitable Public Infrastructure A Strong, Diversified Economy A Prepared, Safe, and Livable County A Healthy and Sustainable Community

Operating Impact Narrative

Additional funds will be needed for added utilities as well as additional manpower for maintenance in future years.

FUNDING DETAILS

Phase Description	Fund Code	Appr	FY 2022	FY 2023	FY 2024	FY 2025	FY 2026	FY 2027
Design	GF	0	75,000	0	0	0	0	0
New Construction	GB	0	0	0	0	5,000,000	0	0
Renovations	GB	0	0	2,000,000	3,000,000	0	0	0

Schedule of Activities

Activity	Start	End	Amount
Design	10/01/2017	12/31/2026	75,000
New Construction	10/01/2019	12/31/2026	5,000,000
Other	10/15/2019	12/31/2026	0
Renovations	11/01/2017	12/31/2026	5,000,000
Total Capital Project Costs			10,075,000
Total O&M Costs			0
Total Capital & Operating Costs			10,075,000

Methods of Financing (Ensuing + 5 Years)

Funding Source	Amount
General Fund	75,000
General Obligation Fund	10,000,000
Total Funding Requirements	10,075,000

CBS No: CBS-4616

Project Name: War Memorial Gym Building Improvements

Department: Department of Parks and Recreation

District: Wailuku-Kahului

Project Type: Parks and Recreation

Anticipated Life: 20 Years

Prior Years	Appr	Ensuing	Subsequent Years					Total
Expend/Encb	FY 2021	FY 2022	FY 2023	FY 2024	FY 2025	FY 2026	FY 2027	6-Year
519,551	1,000,000	15,000,000	10,000,000	0	0	0	0	25,000,000

PROJECT DESCRIPTION

Design, permitting, construction, and construction management of repairs and renovations throughout the facility. Repair to building structural elements and exterior finish, coating of roof surfaces, upgrade of building electrical and visual fire alarm systems, accessibility improvements at restrooms and locker rooms. Installation of air conditioning in the gym and to meet current code requirements in office spaces. Replacement of gym wood flooring, bleachers and other necessary ancillary improvements. Also, the addition of a PV system and structural and facility upgrades as needed to meet the Enhanced Hurricane Protection Area (EHPA) requirements for a Category 3 hurricane shelter.

PROJECT JUSTIFICATION

The gym building is currently in a state of disrepair and in need of immediate attention for health and safety reasons as well as to prevent further deterioration to the facility from environmental elements. Additionally, there are accessibility deficiencies that are required to be corrected.

STRATEGIC PLAN ALIGNMENT

Department's Strategic Plan	Countywide Priority Results
To respond to the needs of a community by acquiring, developing, and maintaining safe, quality recreational facilities.	A Suitable Public Infrastructure A Prepared, Safe, and Livable County

Operating Impact Narrative

Minimal cost impact to operations at the facility are anticipated as a result of this project.

FUNDING DETAILS

Phase Description	Fund Code	Appr	FY 2022	FY 2023	FY 2024	FY 2025	FY 2026	FY 2027
Design	GB	250,000	0	0	0	0	0	0
Renovations	GB	0	15,000,000	10,000,000	0	0	0	0
Other/Construction Management	GB	750,000	0	0	0	0	0	0

Schedule of Activities

Activity	Start	End	Amount
Design	10/01/2017	12/31/2023	0
Other	10/01/2020	12/31/2022	0
Renovations	07/01/2022	12/31/2024	25,000,000
Total Capital Project Costs			25,000,000
Total O&M Costs			0
Total Capital & Operating Costs			25,000,000

Methods of Financing (Ensuing + 5 Years)

Funding Source	Amount
General Obligation Fund	25,000,000
Total Funding Requirements	25,000,000

Capital Improvement Program

CBS No: CBS-5481

Project Name: Ichiro "Iron" Maehara Baseball Stadium Improvements

Department: Department of Parks and Recreation

District: Wailuku-Kahului

Project Type: Parks and Recreation

Anticipated Life: 20 years

Prior Years	Appr	Ensuing	Subsequent Years					Total
Expend/Encb	FY 2021	FY 2022	FY 2023	FY 2024	FY 2025	FY 2026	FY 2027	6-Year
471,116	1,050,000	800,000	0	0	0	0	0	800,000

PROJECT DESCRIPTION

Design and construction of improvements to Maehara Baseball Stadium; including rust remediation, and repainting of the structure, and other needed repairs and improvements.
FY2022 funding request is for the additional funds required for the construction phase of the project.

PROJECT JUSTIFICATION

Facility is aging and feeling the effects of the harsh environment.

STRATEGIC PLAN ALIGNMENT

Department's Strategic Plan	Countywide Priority Results
To respond to the needs of a community by acquiring, developing, and maintaining safe, quality recreational facilities.	A Suitable Public Infrastructure

Operating Impact Narrative

It is not anticipated that there will be substantial impact to operating expenses.

FUNDING DETAILS

Phase Description	Fund Code	Appr	FY 2022	FY 2023	FY 2024	FY 2025	FY 2026	FY 2027
Renovations	GF	1,050,000	800,000	0	0	0	0	0

Schedule of Activities

Activity	Start	End	Amount
Renovations	09/01/2019	12/31/2022	800,000
Total Capital Project Costs			800,000
Total O&M Costs			0
Total Capital & Operating Costs			800,000

Methods of Financing (Ensuing + 5 Years)

Funding Source	Amount
General Fund	800,000
General Obligation Fund	0
Total Funding Requirements	800,000

Capital Improvement Program

CBS No: CBS-5516

Project Name: Kehalani Mauka Park Improvements

Department: Department of Parks and Recreation

District: Wailuku-Kahului

Project Type: Parks and Recreation

Anticipated Life: 25 years

Prior Years	Appr	Ensuing	Subsequent Years					Total
Expend/Encb	FY 2021	FY 2022	FY 2023	FY 2024	FY 2025	FY 2026	FY 2027	6-Year
0	0	150,000	1,765,000	0	0	0	0	1,915,000

PROJECT DESCRIPTION

Design and construction of an additional planned paved parking area adjacent to existing parking lot and restroom. Design and construction of ADA accessible circulation and exercise paths throughout the park. Design and construction of ball field and other improvements in the park.

PROJECT JUSTIFICATION

The park was turned over to the department from the developer meeting the minimum requirements of MCC 18.16.320. The department is now in the process of adding amenities to upgrade the park and enhance the usability and expand the functionality of the facility.

STRATEGIC PLAN ALIGNMENT

Department's Strategic Plan	Countywide Priority Results
To respond to the needs of a community by acquiring, developing, and maintaining safe, quality recreational facilities.	A Suitable Public Infrastructure A Prepared, Safe, and Liveable County A Healthy and Sustainable Community

Operating Impact Narrative

It is not anticipated that there will be substantial impact to operating expenses.

FUNDING DETAILS

Phase Description	Fund Code	Appr	FY 2022	FY 2023	FY 2024	FY 2025	FY 2026	FY 2027
Design	GF	0	150,000	0	0	0	0	0
New Construction	GF	0	0	1,765,000	0	0	0	0

Schedule of Activities

Activity	Start	End	Amount
Design	11/01/2019	12/31/2024	150,000
New Construction	11/01/2019	12/31/2024	1,765,000
Total Capital Project Costs			1,915,000
Total O&M Costs			0
Total Capital & Operating Costs			1,915,000

Methods of Financing (Ensuing + 5 Years)

Funding Source	Amount
General Fund	1,915,000
Total Funding Requirements	1,915,000

CBS No: CBS-5539

Project Name: War Memorial Football Stadium and Track Rehabilitation

Department: Department of Parks and Recreation

District: Wailuku-Kahului

Project Type: Parks and Recreation

Anticipated Life: 20 Years

Prior Years	Appr	Ensuing	Subsequent Years					Total
Expend/Encb	FY 2021	FY 2022	FY 2023	FY 2024	FY 2025	FY 2026	FY 2027	6-Year
100,825	600,000	210,000	7,200,000	0	0	0	0	7,410,000

PROJECT DESCRIPTION

Design and construction to rehabilitate the Stadium and Track based on the assessment of the facility.
2020 - Assessment of current condition of faciity
2021 - Design for renovations based on assessment
2022- Additional design and permitting for renovations
2023 - Construction of renovations

PROJECT JUSTIFICATION

The facility is highly used and very old. It is in need of rehabilitation to extend the useful life of the stadium.

STRATEGIC PLAN ALIGNMENT

Department's Strategic Plan	Countywide Priority Results
To respond to the needs of a community by acquiring, developing, and maintaining safe, quality recreational facilities.	A Suitable Public Infrastructure A Strong, Diversified Economy A Healthy and Sustainable Community

Operating Impact Narrative

The proposed project is not anticipated to have significant effect on operational expenditures.

FUNDING DETAILS

Phase Description	Fund Code	Appr	FY 2022	FY 2023	FY 2024	FY 2025	FY 2026	FY 2027
Design	GF	0	210,000	0	0	0	0	0
Renovations	GB	0	0	7,200,000	0	0	0	0

Schedule of Activities

Activity	Start	End	Amount
Design	10/15/2020	12/31/2025	210,000
Other	10/15/2019	12/31/2025	0
Renovations	10/15/2022	12/31/2025	7,200,000
Total Capital Project Costs			7,410,000
Total O&M Costs			0
Total Capital & Operating Costs			7,410,000

Methods of Financing (Ensuing + 5 Years)

Funding Source	Amount
General Fund	210,000
General Obligation Fund	7,200,000
Total Funding Requirements	7,410,000

Capital Improvement Program

CBS No: CBS-6072

Project Name: Velma McWayne Santos Center Improvements

Department: Department of Parks and Recreation

District: Wailuku-Kahului

Project Type: Parks and Recreation

Anticipated Life: 20 years

Prior Years	Appr	Ensuing	Subsequent Years					Total
Expend/Encb	FY 2021	FY 2022	FY 2023	FY 2024	FY 2025	FY 2026	FY 2027	6-Year
0	250,0000	2,125,000	0	0	0	0	0	2,125,000

PROJECT DESCRIPTION

Design and construction of an air conditioning system, a photo voltaic system, and other improvements to the center.

PROJECT JUSTIFICATION

The user experience at the center will be greatly enhanced with the addition of air conditioning. Presently most doors are left open during an event at the center in order to let some of the heat out. The nearby neighbors are forced to deal with the resulting noise. The photo voltaic system will help to off set the electrical cost to operate the A/C.

STRATEGIC PLAN ALIGNMENT

Department's Strategic Plan	Countywide Priority Results
To respond to the needs of a community by acquiring, developing, and maintaining safe quality recreational facilities.	An Efficient, Effective, and Responsive Government A Healthy and Sustainable Community

Operating Impact Narrative

There may be an increase in cost for electricity.

FUNDING DETAILS

Phase Description	Fund Code	Appr	FY 2022	FY 2023	FY 2024	FY 2025	FY 2026	FY 2027
Renovations	GB	250,000	2,125,000	0	0	0	0	0

Schedule of Activities

Activity	Start	End	Amount
Design	10/31/2020	12/31/2024	0
Renovations	07/01/2022	07/01/2023	2,125,000
Total Capital Project Costs			2,125,000
Total O&M Costs			0
Total Capital & Operating Costs			2,125,000

Methods of Financing (Ensuing + 5 Years)

Funding Source	Amount
General Obligation Fund	2,125,000
Total Funding Requirements	2,125,000

Capital Improvement Program

CBS No: CBS-6645

Project Name: Lihikai School Park Site Improvements

Department: Department of Parks and Recreation

District: Wailuku-Kahului

Project Type: Parks and Recreation

Anticipated Life: 20 years

Prior Years	Appr	Ensuing	Subsequent Years					Total
Expend/Encb	FY 2021	FY 2022	FY 2023	FY 2024	FY 2025	FY 2026	FY 2027	6-Year
0	0	1,500,000	0	0	0	0	0	1,500,000

PROJECT DESCRIPTION

Design, permitting, construction, and construction management for asphalt paving of lower parking lot, replacement of comfort station, and ADA accessibility upgrades. Project also includes site improvements such as landscaping, drainage, irrigation, and installation of entry and exit gates.

PROJECT JUSTIFICATION

Current comfort station is at the end of its design life and requires replacement. The unpaved parking lot is currently a safety hazard and does not provide ADA parking or access to the facilities.

STRATEGIC PLAN ALIGNMENT

Department's Strategic Plan	Countywide Priority Results
To respond to the needs of the community by acquiring, developing, and maintaining safe, quality recreational facilties.	A Suitable Public Infrastructure A Prepared, Safe, and Liveable County A Healthy and Sustainable Community

Operating Impact Narrative

This project will have minimal impacts on operations costs.

FUNDING DETAILS

Phase Description	Fund Code	Appr	FY 2022	FY 2023	FY 2024	FY 2025	FY 2026	FY 2027
New Construction	GF	0	1,500,000	0	0	0	0	0

Schedule of Activities

Activity	Start	End	Amount
New Construction	07/01/2022	07/01/2023	1,500,000
Total Capital Project Costs			1,500,000
Total O&M Costs			0
Total Capital & Operating Costs			1,500,000

Methods of Financing (Ensuing + 5 Years)

Funding Source	Amount
General Fund	1,500,000
Total Funding Requirements	1,500,000

CBS No: CBS-6077

Project Name: Lahaina Civic Center Rehabilitation

Department: Department of Parks and Recreation

District: West Maui

Project Type: Parks and Recreation

Anticipated Life: 20 years

Prior Years	Appr	Ensuing	Subsequent Years					Total
Expend/Encb	FY 2021	FY 2022	FY 2023	FY 2024	FY 2025	FY 2026	FY 2027	6-Year
0	250,000	600,000	2,500,000	2,500,000	0	0	0	5,600,000

PROJECT DESCRIPTION

Design and construction to rehabilitate and renovate the civic center facility systems and amenities, including the third floor locker rooms plumbing system, fixtures, finishes, and accessibility improvements; replacement and insulation of the gym roof to meet the energy code; and replacement of existing air conditioning system.

PROJECT JUSTIFICATION

The Lahaina Civic Center is a well-aged and heavily used venue. The third floor locker rooms are in need of new plumbing systems, fixture, and finishes as well as accessibility improvements. The court floor will soon need to be replaced. The gym roof needs to be replaced and insulated to meet energy code.

STRATEGIC PLAN ALIGNMENT

Department's Strategic Plan	Countywide Priority Results
To respond to the needs of a community by acquiring, developing and maintaining safe, quality recreational facilities.	A Suitable Public Infrastructure A Prepared, Safe, and Livable County

Operating Impact Narrative

The project is not anticipated to have any significant effect on facility operating expenses.

FUNDING DETAILS

Phase Description	Fund Code	Appr	FY 2022	FY 2023	FY 2024	FY 2025	FY 2026	FY 2027
Design	GF	250,000	100,000	0	0	0	0	0
Renovations	GB	0	0	2,500,000	2,500,000	0	0	0
Renovations	GF	0	500,000	0	0	0	0	0

Schedule of Activities

Activity	Start	End	Amount
Design	10/31/2020	12/31/2026	100,000
Renovations	10/31/2020	12/31/2026	5,500,000
Total Capital Project Costs			5,600,000
Total O&M Costs			0
Total Capital & Operating Costs			5,600,000

Methods of Financing (Ensuing + 5 Years)

Funding Source	Amount
General Fund	600,000
General Obligation Fund	5,000,000
Total Funding Requirements	5,600,000

CBS No: CBS-6647

Project Name: Lahaina Civic Center Tennis Court Restroom Improvements

Department: Department of Parks and Recreation

District: West Maui

Project Type: Parks and Recreation

Anticipated Life: 20 years

Prior Years	Appr	Ensuing	Subsequent Years					Total
Expend/Encb	FY 2021	FY 2022	FY 2023	FY 2024	FY 2025	FY 2026	FY 2027	6-Year
0	0	425,000	0	0	0	0	0	425,000

PROJECT DESCRIPTION

Renovate the existing tennis court restroom building including replacement of the roof and all toilet fixtures, partitions, and new interior finishes

PROJECT JUSTIFICATION

Roof is leaking and in need of replacement. Fixtures are near the end of their life and require replacement.

STRATEGIC PLAN ALIGNMENT

Department's Strategic Plan	Countywide Priority Results
To respond to the needs of the community by acquiring, developing, and maintaining safe, quality recreational facilities.	A Suitable Public Infrastructure A Prepared, Safe, and Livable County A Healthy and Sustainable Community

Operating Impact Narrative

Will reduce operations costs due to less maintenance.

FUNDING DETAILS

Phase Description	Fund Code	Appr	FY 2022	FY 2023	FY 2024	FY 2025	FY 2026	FY 2027
Renovations	GF	0	425,000	0	0	0	0	0

Schedule of Activities

Activity	Start	End	Amount
Renovations	07/01/2022	07/01/2023	425,000
Total Capital Project Costs			425,000
Total O&M Costs			0
Total Capital & Operating Costs			425,000

Methods of Financing (Ensuing + 5 Years)

Funding Source	Amount
General Fund	425,000
Total Funding Requirements	425,000

Capital Improvement Program

CBS No: CBS-6652

Project Name: Napili Park Improvements

Department: Department of Parks and Recreation

District: West Maui

Project Type: Parks and Recreation

Anticipated Life: 25 years

Prior Years	Appr	Ensuing	Subsequent Years					Total
Expend/Encb	FY 2021	FY 2022	FY 2023	FY 2024	FY 2025	FY 2026	FY 2027	6-Year
0	0	350,000	0	0	0	0	0	350,000

PROJECT DESCRIPTION

Design, permitting, and construction of a replacement batting cage, a new swing set and fall surfacing, and related ADA access improvements at Napili Park. $75k is requested for the design and permitting and $275k is requested for construction.

PROJECT JUSTIFICATION

The existing batting cage is at the end of its design life and needs replaced. The youth sports community has expressed the urgent need for this replacement. Adding a swing set will also add play options for the growing West Maui Community. ADA access will be provided as outlined in the DPR ADA transition plan and as required by federal and state guidelines.

STRATEGIC PLAN ALIGNMENT

Department's Strategic Plan	Countywide Priority Results
To respond to the needs of a community by acquiring, developing, and maintaining safe, quality recreational facilities.	A Suitable Public Infrastructure A Prepared, Safe, and Liveable County

Operating Impact Narrative

This project is not anticipated to have significant operational cost impacts. The new batting cage should reduce maintenance costs due to less repairs being needed.

FUNDING DETAILS

Phase Description	Fund Code	Appr	FY 2022	FY 2023	FY 2024	FY 2025	FY 2026	FY 2027
Design	PA	0	75,000	0	0	0	0	0
New Construction	PA	0	275,000	0	0	0	0	0

Schedule of Activities

Activity	Start	End	Amount
Design	07/01/2021	12/31/2022	75,000
New Construction	07/01/2022	12/31/2022	275,000
Total Capital Project Costs			350,000
Total O&M Costs			0
Total Capital & Operating Costs			350,000

Methods of Financing (Ensuing + 5 Years)

Funding Source	Amount
Park Assessment	350,000
Total Funding Requirements	350,000

Police

CAPITAL IMPROVEMENT PROJECTS

Mayor's Proposed Budget
FY 2022

This page has been intentionally left blank.

PROJECT DETAIL BY DEPARTMENT

					$ in 1000's		
					Fiscal Year		
District	Project Type	CBS No	Project Name	Fund	2022	2023-2027	6-Yr Total
Countywide	Government Facilities	CBS-1010	Countywide Police Facilities	GF	800	5,000	5,800
			Total: Department of Police		**800**	**5,000**	**5,800**
					FUNDING SOURCE		
				GF	800	5,000	5,800

*Note: Project sheets are included only for projects with FY 2021 funding.

Capital Improvement Program

CBS No: CBS-1010

Project Name: Countywide Police Facilities

Department: Department of Police

District: Countywide

Project Type: Government Facilities

Anticipated Life: 10-15 years

Prior Years	Appr	Ensuing	Subsequent Years					Total
Expend/Encb	FY 2021	FY 2022	FY 2023	FY 2024	FY 2025	FY 2026	FY 2027	6-Year
2,025,410	0	800,000	1,500,000	3,500,000	0	0	0	5,800,000

PROJECT DESCRIPTION

Expansion/Renovation of Countywide Police Facilities to include for FY2022:
1) Automated Entry / Exit Gate at the Kihei Police Station ($100,000)
2) Consultation costs for Wailuku Station Car Wash replacement ($250,000)
3) Replacement of Air Conditioning system at the Lanai Police Station ($200,000)
4) Forensic Facility Renovations: air conditioning, flooring, consultation ($250,000)

PROJECT JUSTIFICATION

The gate at the Kihei station has become inoperable due to the weight of the gate being unsupported causing strain on the motor after numerous years. This project for the Kihei station gate will be for a new motor and for a secondary support structure. This will increase the security to the station and prevent unauthorized entry onto the back of the property; The current back-up chiller is over 10 years old (life expectancy) and there are leaks in the coils; The consultant for the car wash system will assist in drafting specifications in accordance with MS4 requirements; The Lanai station A/C is 16 years old and in need of replacement to avoid costly repairs and maintenance;

STRATEGIC PLAN ALIGNMENT

Department's Strategic Plan	Countywide Priority Results
In accordance with our goal to Advocate Fiscal Management and Energy Efficiency, the Maui Police Department seeks to maintain our infrastructure through scheduled renovation projects to ensure that operational readiness exists at all times for all of our police facilities. Operational readiness of our facilities provide for fast, reliable police intervention and assistance as needed for citizens and visitors alike. It provides for the safety and security of our employees as well as the public who utilize	A Suitable Public Infrastructure An Efficient, Effective, and Responsive Government

Operating Impact Narrative

These project would provide additional operational safety and security measures for the police facilities. The gates would further restrict traffic to having access to secured locations would reduce incidences of theft, vandalism, or worse. It will provide additional safekeeping of equipment and of personnel that are located behind the secured gate; the renovations in the forensic facility include the replacement of flooring which is peeling and cracking, upgrade in refrigeration system.

Capital Improvement Program

FUNDING DETAILS

Phase Description	Fund Code	Appr	FY 2022	FY 2023	FY 2024	FY 2025	FY 2026	FY 2027
Renovations	GF	0	800,000	1,500,000	3,500,000	0	0	0

Schedule of Activities

Activity	Start	End	Amount
Design	07/01/2020	07/01/2021	0
Renovations	07/01/2012	06/30/2024	5,800,000
Total Capital Project Costs			5,800,000
Total O&M Costs			0
Total Capital & Operating Costs			5,800,000

Methods of Financing (Ensuing + 5 Years)

Funding Source	Amount
General Fund	5,800,000
Total Funding Requirements	5,800,000

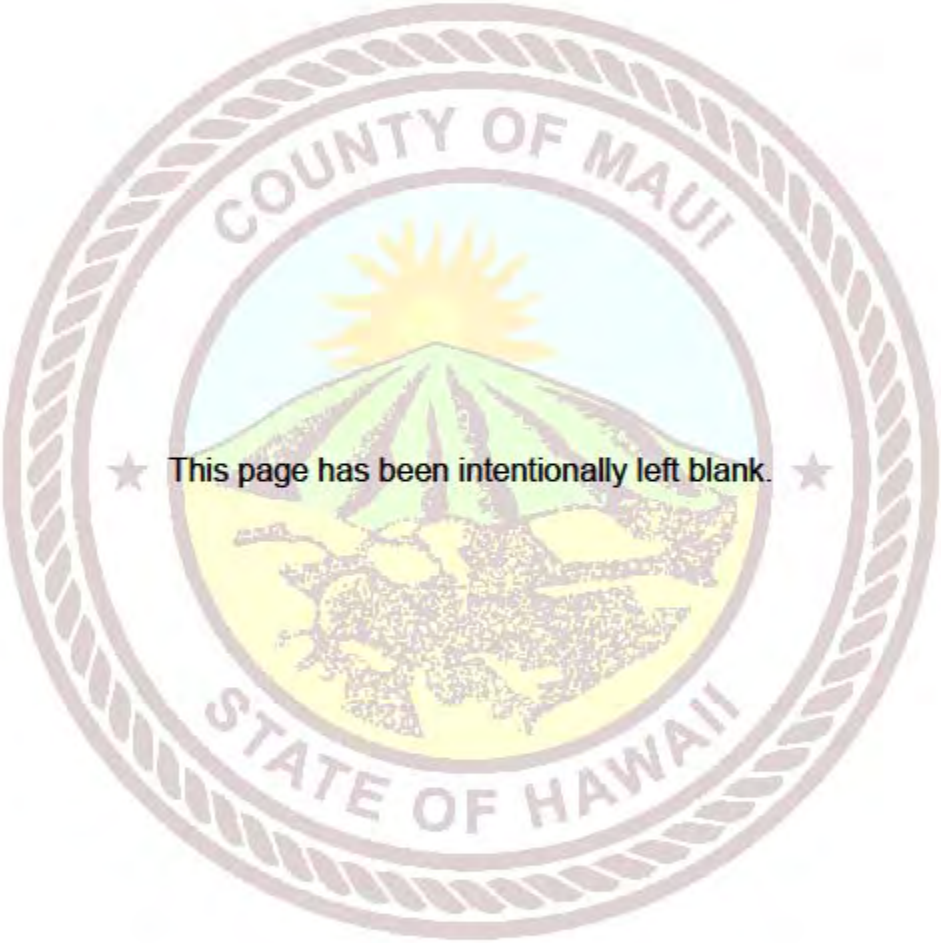

This page has been intentionally left blank.

Public Works

CAPITAL IMPROVEMENT PROJECTS

Mayor's Proposed Budget
FY 2022

This page has been intentionally left blank.

PROJECT DETAIL BY DEPARTMENT

					$ in 1000's		
					Fiscal Year		
District	Project Type	CBS No	Project Name	Fund	2022	2023-2027	6-Yr Total
Countywide	Drainage	CBS-6069	Countywide Bridge and Drainage Program	GB	1,200	0	1,200
				GF	0	23,950	23,950
				HF	2,700	0	2,700
		CBS-6633	Countywide Drainline Replacement Program	GB	3,700	25,000	28,700
				HF	700	0	700
	Government Facilities	CBS-6070	Countywide Facilities Maintenance Program	GB	500	0	500
				GF	640	5,500	6,140
	Road Improvements	CBS-1023	Countywide Road Resurfacing and Pavement Preservation	GB	3,550	0	3,550
				HF	6,500	47,250	53,750
		CBS-5022	Countywide Federal Aid Program	FD	10,359	43,783	54,142
				GB	4,308	21,177	25,485
				HF	400	0	400
		CBS-6067	Countywide Traffic and Safety Program	HF	1,815	16,153	17,968
				ST	182	944	1,126
Hana	Road Improvements	CBS-2779	Kalepa Rockfall Repairs	GB	4,250	0	4,250
		CBS-3183	Kalepa Revetment and Seawall Repairs	GB	0	20,000	20,000
Kihei-Makena	Road Improvements	CBS-1926	North South Collector Road - Lokelani School to Auhana Road	HF	0	1,870	1,870
		CBS-2309	North South Collector Road (Waipuilani Street to Kaonoulu Street)	FD	0	20,858	20,858
				GB	515	8,515	9,030
Lanai	Government Facilities	CBS-3239	Lanai Baseyard Improvements	GB	900	0	900
Paia-Haiku	Road Improvements	CBS-4597	Haiku Road Slope Stability Improvements	GB	7,500	0	7,500
		CBS-6096	Baldwin Avenue Public Parking Lot Improvements	GB	0	820	820
Wailuku-Kahului	Drainage	CBS-5050	Iao Stream Bank Stabilization at Millyard	GB	0	1,500	1,500
		CBS-5507	Certification of Levees and Additional Work for Levee No. 27	GB	0	800	800

		CBS-6061	Palama Drive Drainage Improvements	GB	0	500	500
	Road Improvements	CBS-1018	Waiale Road Improvements at Waiinu Road	FD	0	2,252	2,252
				HF	0	923	923
		CBS-1916	Wakea Avenue and Kamehameha Avenue Intersection Improvements	FD	0	2,624	2,624
				HF	0	1,065	1,065
		CBS-3179	Imi Kala Extension - Environmental Study and Permitting	GF	0	312	312
		CBS-6060	Kahekili Highway Slope Repair	GB	0	4,000	4,000
				HF	400	0	400
West Maui	Road Improvements	CBS-1946	Front Street Sidewalk, Railing, and Seawall Repair	HF	0	4,000	4,000
		CBS-6643	Lower Honoapiilani Road Complete Streets	GF	500	0	500
				HF	0	1,600	1,600
			Total: Department of Public Works		**50,619**	**255,397**	**306,015**

FUNDING SOURCE

FD	10,359	69,517	79,876
GB	26,423	82,312	108,735
GF	1,140	29,762	30,902
HF	12,515	72,862	85,377
ST	182	944	1,126

*Note: Project sheets are included only for project sheets with FY 2022 funding.

CBS No: CBS-6069

Project Name: Countywide Bridge and Drainage Program

Department: Department of Public Works

District: Countywide

Project Type: Drainage

Anticipated Life: 50 - 75 years

Prior Years	Appr	Ensuing	Subsequent Years					Total
Expend/Encb	FY 2021	FY 2022	FY 2023	FY 2024	FY 2025	FY 2026	FY 2027	6-Year
0	0	3,900,000	4,750,000	5,700,000	4,500,000	4,500,000	4,500,000	27,850,000

PROJECT DESCRIPTION

Funding for land acquisition, planning, design, construction, and construction management to support ongoing County CIP bridge and drainage projects and programs and for the following FY2022 projects:

1. Countywide Bridge and Drainage Improvements - funding for storm response, drainage improvements to mitigate flooding in areas without adequate infrastructure, and for emergency repairs to damaged or failing assets that pose a hazard to public safety. $2,500,000 HF
2. Iao Bridge Repairs - Design to repair existing Iao Bridge near Kepaniwai Park. $300,000 GB
3. Wailuku Heights Drainline & Outlet Repair - Design to reroute Wailuku Heights Unit 1 runoff away from Wailuku Water Reservoir 10 to a new detention basin based on alternative analysis. $200,000 HF
4. Puuhaoa and Alaalaula Bridge Repairs - Design to repair existing Puuhaoa and Alaalaula Bridges in Kipahulu. $400,000 GB
5. Waiale Road Drainage Improvements at Waikapu Gardens - Construct a subsurface drainage system to eliminate ponding on Waiale Road. $100,000 GB
6. Drainage Improvements at Kahoma Stream Flood Control at Kahua Street - Construct outlet structure to Kahoma Stream Flood Control Project. $400,000 GB

PROJECT JUSTIFICATION

Priority listing and method of improvement established by bridge management software program, bridge inspection and evaluation reports and drainline assessment reports with field inspections and recommendations performed by consultants, Highways and Engineering Division staff.

STRATEGIC PLAN ALIGNMENT

Department's Strategic Plan	Countywide Priority Results
Goal #2: Provide routine maintenance by resurfacing, reconstructing, rehabilitating or preserving county roads and bridges to ensure accessibility and a safe riding surface.	A Suitable Public Infrastructure A Prepared, Safe, and Liveable County A Healthy and Sustainable Community

Objective 1: 1. Rehabilitate and maintain county road and bridge infrastructure on a regular basis to maximize lifespan of such infrastructure.

Operating Impact Narrative

No impact on staffing or operating budget anticipated.

FUNDING DETAILS

Phase Description	Fund Code	Appr	FY 2022	FY 2023	FY 2024	FY 2025	FY 2026	FY 2027
Design	GB	0	700,000	0	0	0	0	0
Design	GF	0	0	1,100,000	1,000,000	1,000,250	1,000,000	1,000,250
Design	HF	0	650,000	0	0	0	0	0
New Construction	GB	0	500,000	0	0	0	0	0
New Construction	GF	0	0	2,700,000	3,950,000	2,749,750	2,750,000	2,749,750
New Construction	HF	0	1,550,000	0	0	0	0	0
Other	GF	0	0	950,000	750,000	750,000	750,000	750,000
Other	HF	0	500,000	0	0	0	0	0

Schedule of Activities

Activity	Start	End	Amount
Design	07/01/2021	12/31/2027	6,450,500
New Construction	07/01/2021	12/31/2027	16,949,500
Other	07/01/2021	12/31/2027	4,450,000
Total Capital Project Costs			27,850,000
Total O&M Costs			0
Total Capital & Operating Costs			27,850,000

Methods of Financing (Ensuing + 5 Years)

Funding Source	Amount
General Fund	23,950,000
General Obligation Fund	1,200,000
Highway Fund	2,700,000
Total Funding Requirements	27,850,000

CBS No: CBS-6633

Project Name: Countywide Drainline Replacement Program

Department: Department of Public Works

District: Countywide

Project Type: Drainage

Anticipated Life: 50

Prior Years	Appr	Ensuing	Subsequent Years					Total
Expend/Encb	FY 2021	FY 2022	FY 2023	FY 2024	FY 2025	FY 2026	FY 2027	6-Year
0	0	4,400,000	4,500,000	5,000,000	5,000,000	5,500,000	5,000,000	29,400,000

PROJECT DESCRIPTION

Funding for assessment, planning, repair, replacement, and construction management to support County CIP drainline repair/replacement projects and the following FY 2022 projects:

1. Central Maui Drainline Replacement - Repair and replacement of deteriorated drainlines in Central Maui, with a focus on the Waiehu Heights Subdivision. $1,700,000 GB
2. West Maui Drainline Replacement - Repair and replacement of deteriorated drainlines in West Maui, with a focus on the Wahikuli House Lots Subdivision. $2,000,000 GB
3. South Maui Drainline Assessment - Mapping and creation of a GIS inventory of the South Maui Drainage System, and field evaluation of those systems with corrugated metal pipes over 20 years old which are at-risk of failure. $700,000 HF

PROJECT JUSTIFICATION

The condition of the County's drainage system needs to be assessed in order to program repair and replacement projects. Loss of structural integrity at metal drainlines may result in pavement failure and sinkholes. Preservation of the drainage system is critical to keeping roadways and properties safe from flooding and damage.

STRATEGIC PLAN ALIGNMENT

Department's Strategic Plan	Countywide Priority Results
Goal 2, objective 1: Rehabilitate and maintain county road and bridge infrastructure on a regular basis to maximize lifespan of such infrastructure.	A Prepared, Safe, and Livable County A Healthy and Sustainable Community

Operating Impact Narrative

No significant impact to staffing or operations anticipated.

FUNDING DETAILS

Phase Description	Fund Code	Appr	FY 2022	FY 2023	FY 2024	FY 2025	FY 2026	FY 2027
Design	GB	0	100,000	0	0	0	0	0
New Construction	GB	0	3,500,000	4,500,000	5,000,000	5,000,000	5,000,000	5,000,000
Other	GB	0	100,000	0	0	0	0	0
Planning	GB	0	0	0	0	0	500,000	0
Planning	HF	0	700,000	0	0	0	0	0

Schedule of Activities

Activity	Start	End	Amount
Design	07/01/2021	12/31/2022	100,000
New Construction	07/01/2022	12/31/2023	28,000,000
Other	07/01/2021	12/31/2022	100,000
Planning	07/01/2022	12/31/2023	1,200,000
Total Capital Project Costs			29,400,000
Total O&M Costs			0
Total Capital & Operating Costs			29,400,000

Methods of Financing (Ensuing + 5 Years)

Funding Source	Amount
General Obligation Fund	28,700,000
Highway Fund	700,000
Total Funding Requirements	29,400,000

Capital Improvement Program

CBS No: CBS-6070

Project Name: Countywide Facilities Maintenance Program

Department: Department of Public Works

District: Countywide

Project Type: Government Facilities

Anticipated Life: 30 years

Prior Years	Appr	Ensuing	Subsequent Years					Total
Expend/Encb	FY 2021	FY 2022	FY 2023	FY 2024	FY 2025	FY 2026	FY 2027	6-Year
87,656	2,675,0000	1,140,000	1,100,000	1,100,000	1,100,000	1,100,000	1,100,000	6,640,000

PROJECT DESCRIPTION

Funding for planning, design, construction, and construction management to support ongoing County CIP facility maintenance projects and the following FY 2022 projects at the Kalana O Maui Campus, the County Service Center, the Ueoka Building, the Hawaiian Telephone Building, and Highways district baseyards. The projects include but are not limited to the following:

1. Countywide Facilities Maintenance - Emergency repairs to damaged or failing equipment and building components and to supplement existing building projects as needed. $215,000 GF
2. Kalana O Maui Elevator Upgrades - replace obsolete control panels to improve reliability and ease of maintenance. Upgrade elevator fans to improve circulation, purify air flow, and reduce dust accumulation. $100,000 GF
3. Kalana O Maui, Kalana Pakui, and Old Courthouse - install Global Plasma System (bi-polar ionization) into the air handlers to purify the air and these "ions" kill mold, bacteria, and viruses in building air and on surfaces. Also replace/repair A/C drain pans to reduce the corrosion and leaking from the air handlers. $325,000 GF
4. Makawao Base Yard Fuel Tank - replace existing fuel tank. $500,000 GB
5. New County Service Center - Installation of an awning at the front entrance to prevent rain intrusion and flooding.

PROJECT JUSTIFICATION

Maintenance of County facilities is necessary to preserve the structure and to protect building occupants by ensuring clean and safe place to work.

STRATEGIC PLAN ALIGNMENT

Department's Strategic Plan	Countywide Priority Results
Goal #4: Provide maintenance services to county facilities and equipment under department's jurisdiction so that all facilities are safe and attractive.	An Efficient, Effective, and Responsive Government A Prepared, Safe, and Livable County A Healthy and Sustainable Community

Operating Impact Narrative

No impact on staffing or operating budget anticipated.

FUNDING DETAILS

Phase Description	Fund Code	Appr	FY 2022	FY 2023	FY 2024	FY 2025	FY 2026	FY 2027
Design	GB	270,000	50,000	0	0	0	0	0
Design	GF	30,000	50,000	200,000	200,000	200,000	200,000	200,000
New Construction	GB	170,000	450,000	0	0	0	0	0
New Construction	GF	2,155,000	550,000	800,000	800,000	800,000	800,000	800,000
Other	GF	50,000	40,000	100,000	100,000	100,000	100,000	100,000

Capital Improvement Program

Schedule of Activities			
Activity	**Start**	**End**	**Amount**
Design	07/01/2020	12/31/2021	1,100,000
New Construction	07/01/2020	12/31/2021	5,000,000
Other	07/01/2020	12/31/2021	540,000
Total Capital Project Costs			6,640,000
Total O&M Costs			0
Total Capital & Operating Costs			6,640,000

Methods of Financing (Ensuing + 5 Years)	
Funding Source	**Amount**
General Fund	6,140,000
General Obligation Fund	500,000
Total Funding Requirements	6,640,000

CBS No: CBS-1023

Project Name: Countywide Road Resurfacing and Pavement Preservation

Department: Department of Public Works

District: Countywide

Project Type: Road Improvements

Anticipated Life: 30 years

Prior Years	Appr	Ensuing	Subsequent Years					Total
Expend/Encb	FY 2021	FY 2022	FY 2023	FY 2024	FY 2025	FY 2026	FY 2027	6-Year
41,022,160	6,500,000	10,050,000	12,700,000	8,200,000	8,950,000	8,700,000	8,700,000	57,300,000

PROJECT DESCRIPTION

Funding for pavement condition assessments, land acquisition, planning, design, construction, and construction management to support ongoing County CIP and Federal Aid road pavement projects and the following FY 2022 projects:

1. Countywide Pavement Preservation – Funding for the maintenance of existing pavement on County road performed by the Highways Division's Pavement Preservation Program. $900,000 HF
2. Countywide District Resurfacing – Funding to resurface existing pavements on County roads that are not eligible for federal funding. $5,350,000 HF
3. Pavement Rehabilitation of Kalae Roads (Nanikai/Akeu/Koala). $650,000 GB
4. Piiholo Road Pavement Rehabilitation (Piiholo Rd - Makana to 2.2. mi south) Design. $250,000 HF
5. Pukalani Terrace Subdivision Pavement Reconstruction (Keikilani/Keolalani/Kaualani/Olulani/Lokelani). $2,000,000 GB
6. Millyard Subdivision Pavement Reconstruction (Imi Kala & Wili Pa). $900,000 GB

PROJECT JUSTIFICATION

Priority listing and method of preservation established by pavement management software program with field observations provided by Highways and Engineering Division staff.

STRATEGIC PLAN ALIGNMENT

Department's Strategic Plan	Countywide Priority Results
Goal #2: Provide routine maintenance by resurfacing, reconstructing, rehabilitating or preserving county roads and bridges to ensure accessibility and a safe riding surface. Objective 1: 1. Rehabilitate and maintain county road and bridge infrastructure on a regular basis to maximize lifespan of such infrastructure.	A Suitable Public Infrastructure A Prepared, Safe, and Livable County

Operating Impact Narrative

No impact on staffing or operating budget anticipated.

FUNDING DETAILS

Phase Description	Fund Code	Appr	FY 2022	FY 2023	FY 2024	FY 2025	FY 2026	FY 2027
Design	HF	500,000	800,000	500,000	500,000	500,000	500,000	500,000
New Construction	GB	250,000	3,450,000	0	0	0	0	0
New Construction	HF	5,250,000	5,200,000	11,700,000	7,200,000	7,950,000	7,700,000	7,700,000
Other	GB	0	100,000	0	0	0	0	0
Other	HF	500,000	500,000	500,000	500,000	500,000	500,000	500,000

Schedule of Activities

Activity	Start	End	Amount
Design	07/01/2017	12/31/2027	3,300,000
New Construction	07/01/2012	12/31/2027	50,900,000
Other	07/01/2017	12/31/2027	3,100,000
Other	07/01/2018	06/30/2022	0
Total Capital Project Costs			57,300,000
Total O&M Costs			0
Total Capital & Operating Costs			57,300,000

Methods of Financing (Ensuing + 5 Years)

Funding Source	Amount
General Obligation Fund	3,550,000
Highway Fund	53,750,000
Total Funding Requirements	57,300,000

CBS No: CBS-5022

Project Name: Countywide Federal Aid Program

Department: Department of Public Works

District: Countywide

Project Type: Road Improvements

Anticipated Life: 30 - 50 years

Prior Years	Appr	Ensuing	Subsequent Years					Total
Expend/Encb	FY 2021	FY 2022	FY 2023	FY 2024	FY 2025	FY 2026	FY 2027	6-Year
6,595,731	26,546,000	15,066,500	6,877,000	6,910,000	17,400,000	18,678,000	15,095,000	80,026,500

PROJECT DESCRIPTION

Funding for land acquisition, planning, design, construction, and construction management services to support ongoing and the following Federal Aid (FAP) projects relating to road, bridge, drain, and bikeway improvements that are approved to receive federal funding:

1. Makawao Avenue Pavement Reconstruction – begin reconstructing the existing pavement and install shoulder improvements between the Eddie Tam Memorial Center and Apana Rd. $2,108,400 GB
2. Papalaua Avenue and Wainee Avenue Traffic Signal Improvements - begin replacement of outdated traffic signal system. $1,560,500 GB
3. Onehee Avenue Improvements - begin reconstruction of pavement and construction of safety improvements. $639,000 GB
4. Lower Honoapiilani Road Rehabilitation - begin design to rehabilitate Lower Honoapiilani Road from Honoapiilani Highway to Hoohui Road. $400,000 HF

PROJECT JUSTIFICATION

Projects to construct and maintain roadway infrastructure on eligible federal-aid routes within Maui County. Cost share for the construction phase is 80% Federal funds and 20% County matching funds. County share for construction management services is 100%.

STRATEGIC PLAN ALIGNMENT

Department's Strategic Plan	Countywide Priority Results
Goal #2: Ensure that County roads and bridges meet or exceed applicable standards for accessibility and maintenance. Objective 2.1: Rehabilitate and maintain County road and bridge infrastructure to maximize lifespan and minimize maintenance costs. Objective 2.2: Ensure compliance with County standard details and specifications.	A Suitable Public Infrastructure A Strong, Diversified Economy A Prepared, Safe, and Livable County A Healthy and Sustainable Community

Operating Impact Narrative

FUNDING DETAILS

Phase Description	Fund Code	Appr	FY 2022	FY 2023	FY 2024	FY 2025	FY 2026	FY 2027
Design	GB	1,850,000	100,000	1,200,000	1,450,000	1,250,000	0	0
Design	HF	0	400,000	0	0	0	0	0
New Construction	FD	17,163,000	10,130,000	4,055,000	3,500,000	11,216,000	12,942,000	12,070,000
New Construction	GB	4,297,000	2,535,000	1,014,000	1,375,000	3,204,000	3,735,000	3,025,000
Other	FD	390,000	228,600	0	0	0	0	0
Other	GB	2,846,000	1,672,900	608,000	585,000	1,730,000	2,001,000	0

Capital Improvement Program

Schedule of Activities			
Activity	**Start**	**End**	**Amount**
Design	07/01/2020	12/31/2021	4,400,000
New Construction	07/01/2021	12/31/2022	68,801,000
Other	07/01/2021	12/31/2022	6,825,500
Total Capital Project Costs			80,026,500
Total O&M Costs			0
Total Capital & Operating Costs			80,026,500

Methods of Financing (Ensuing + 5 Years)	
Funding Source	**Amount**
Federal Fund	54,141,600
General Obligation Fund	25,484,900
Highway Fund	400,000
Total Funding Requirements	80,026,500

Capital Improvement Program

CBS No: CBS-6067

Project Name: Countywide Traffic and Safety Program

Department: Department of Public Works

District: Countywide

Project Type: Road Improvements

Anticipated Life: 20 Years or more

Prior Years	Appr	Ensuing	Subsequent Years					Total
Expend/Encb	FY 2021	FY 2022	FY 2023	FY 2024	FY 2025	FY 2026	FY 2027	6-Year
324,635	1,955,000	1,996,600	2,906,000	3,910,000	4,628,000	3,362,000	2,291,400	19,094,000

PROJECT DESCRIPTION

Funding for planning, design, and construction to support ongoing County CIP traffic operations and safety projects, and for the following FY 2022 projects:
1. Safety Improvements – Respond to public requests for safety improvements, address roadway concerns by installing guardrails, signs, striping, traffic signals, street lighting, speed humps and other traffic calming devices, shoulder widening, road realignment, and other improvements at intersections, crosswalks, and along County roadways. Projects include Eha-Waena Intersection Improvements, Rectangular Rapid Flashing Beacon installations, Haliimaile Town traffic calming, Countywide annual traffic calming program. Locations in the annual traffic calming program include: Lower Honoapiilani Rd, South Alu Rd, East Kuiaha Rd, Kauhikoa Rd, Ulumalu Rd, Kapakalua Rd, Pulehu Rd, Makani Rd and applications for speed humps approved by 6/30/2021. $1,158,200 HF
2. Safe Routes to School County Program. $$181,900 ST
3. Traffic Signal Modernization – funding to continue design and begin construction of upgrades to existing traffic signal systems at County intersections, FY2022 focuses on Kahului area traffic signals. $$454,500 HF
4. Evaluation & design of sidewalk repairs for Piilani Village in Kihei. $202,000 HF

PROJECT JUSTIFICATION

Program will provide primary and supplementary funding for projects as necessary during all phases.

STRATEGIC PLAN ALIGNMENT

Department's Strategic Plan	Countywide Priority Results
Engineering Program: Goal 1: Establish an eco-friendly transportation system to enhance non-motorized transportation infrastructure which will promote health and wellness and reduce the County's dependence on fossil fuel. Goal 3: Identify and resolve traffic congestion and safety issues to address capacity and circulation issues.	A Suitable Public Infrastructure A Strong, Diversified Economy An Efficient, Effective, and Responsive Government A Prepared, Safe, and Livable County A Healthy and Sustainable Community

Operating Impact Narrative

Operating impact includes debt service payments for principal and interest.

FUNDING DETAILS								
Phase Description	Fund Code	Appr	FY 2022	FY 2023	FY 2024	FY 2025	FY 2026	FY 2027
Acquisition	GF	10,000	0	0	0	0	0	0
Acquisition	HF	0	2,800	3,000	3,000	3,000	3,000	3,000
Design	BW	25,000	0	0	0	0	0	0
Design	HF	450,000	374,600	685,000	1,100,000	438,000	496,000	181,400
Design	ST	0	40,400	41,000	42,000	42,000	43,000	43,000
New Construction	HF	1,080,000	1,376,200	1,818,000	2,557,000	3,935,000	2,608,000	1,850,000
New Construction	ST	25,000	75,800	77,000	78,000	79,000	79,000	80,000
Planning	BW	10,000	0	0	0	0	0	0
Planning	HF	80,000	61,100	215,000	63,000	63,000	64,000	65,000
Planning	ST	100,000	65,700	67,000	67,000	68,000	69,000	69,000
Other	HF	110,000	0	0	0	0	0	0
Other	ST	50,000	0	0	0	0	0	0

Schedule of Activities			
Activity	Start	End	Amount
Acquisition	07/01/2021	12/31/2022	17,800
Design	07/01/2021	12/31/2022	3,526,400
New Construction	07/01/2021	12/31/2022	14,613,000
Other	07/01/2021	12/31/2022	0
Planning	07/01/2021	12/31/2022	936,800
Total Capital Project Costs			19,094,000
Total O&M Costs			0
Total Capital & Operating Costs			19,094,000

Methods of Financing (Ensuing + 5 Years)	
Funding Source	Amount
Bikeway Fund	0
General Fund	0
Highway Fund	17,968,100
State Fund	1,125,900
Total Funding Requirements	19,094,000

CBS No: CBS-2779

Project Name: Kalepa Rockfall Repairs

Department: Department of Public Works

District: Hana

Project Type: Road Improvements

Anticipated Life: 20 Years

Prior Years	Appr	Ensuing	Subsequent Years					Total
Expend/Encb	FY 2021	FY 2022	FY 2023	FY 2024	FY 2025	FY 2026	FY 2027	6-Year
350,650	0	4,250,000	0	0	0	0	0	4,250,000

PROJECT DESCRIPTION

Funding for permitting, design, construction, and construction management for the replacement of an existing deteriorated rockfall netting along the mauka slope of Piilani Highway at Kalepa Point in Kipahulu.

PROJECT JUSTIFICATION

The existing netting is deteriorated and subject to tearing. This project is necessary to help prevent future rock fall at Kalepa Point that can create safety hazards and potential road closures.

STRATEGIC PLAN ALIGNMENT

Department's Strategic Plan	Countywide Priority Results
Goal #2: Ensure that County roads and bridges meet or exceed applicable standards for accessibility and maintenance. Objective 2.1: Rehabilitate and maintain County road and bridge infrastructure to maximize lifespan and minimize maintenance costs. Objective 2.2: Ensure compliance with County standard details and specifications.	A Suitable Public Infrastructure An Efficient, Effective, and Responsive Government A Prepared, Safe, and Livable County A Healthy and Sustainable Community

Operating Impact Narrative

Minimal impact on staffing and operations anticipated.

FUNDING DETAILS

Phase Description	Fund Code	Appr	FY 2022	FY 2023	FY 2024	FY 2025	FY 2026	FY 2027
New Construction	GB	0	3,500,000	0	0	0	0	0
Other	GB	0	750,000	0	0	0	0	0

Capital Improvement Program

Schedule of Activities			
Activity	**Start**	**End**	**Amount**
Design	07/01/2019	12/31/2021	0
New Construction	03/01/2022	03/01/2023	3,500,000
Other	03/01/2022	03/01/2023	750,000
Planning	07/01/2016	10/01/2017	0
Total Capital Project Costs			4,250,000
Total O&M Costs			0
Total Capital & Operating Costs			4,250,000

Methods of Financing (Ensuing + 5 Years)	
Funding Source	**Amount**
General Obligation Fund	4,250,000
Highway Fund	0
Total Funding Requirements	4,250,000

CBS No: CBS-2309

Project Name: North South Collector Road (Waipuilani Street to Kaonoulu Street)

Department: Department of Public Works

District: Kihei-Makena

Project Type: Road Improvements

Anticipated Life: 30 Years

Prior Years	Appr	Ensuing	Subsequent Years					Total
Expend/Encb	FY 2021	FY 2022	FY 2023	FY 2024	FY 2025	FY 2026	FY 2027	6-Year
1,449,606	750,000	515,000	29,373,000	0	0	0	0	29,888,000

PROJECT DESCRIPTION

Acquire land and continue design to extend Liloa Dr. between Kulanihakoi Street and Waipuilani Street.
Phase A: Waipuilani Street to Kulanihakoi Street
Phase B: Kulanihakoi Street to Kaonoulu Street

PROJECT JUSTIFICATION

Provide alternative north-south route in Kihei.

STRATEGIC PLAN ALIGNMENT

Department's Strategic Plan	Countywide Priority Results
Engineering Program: Goal 1: Establish an eco-friendly transportation system to enhance non-motorized transportation infrastructure which will promote health and wellness and reduce the County's dependence on fossil fuel. Goal 3: Identify and resolve traffic congestion and safety issues to address capacity and circulation issues.	A Suitable Public Infrastructure An Efficient, Effective, and Responsive Government A Prepared, Safe, and Livable County A Healthy and Sustainable Community

Operating Impact Narrative

Some impact on staffing anticipated.

FUNDING DETAILS

Phase Description	Fund Code	Appr	FY 2022	FY 2023	FY 2024	FY 2025	FY 2026	FY 2027
Acquisition	BW	250,000	0	0	0	0	0	0
Acquisition	GB	0	5,000	0	0	0	0	0
	HF	500,000	0	0	0	0	0	0
Design	GB	0	500,000	0	0	0	0	0
New Construction	FD	0	0	20,400,000	0	0	0	0
New Construction	GB	0	0	5,100,000	0	0	0	0
Other	FD	0	0	458,000	0	0	0	0
Other	GB	0	0	3,415,000	0	0	0	0
Planning	GB	0	10,000	0	0	0	0	0

Schedule of Activities

Activity	Start	End	Amount
Acquisition	07/01/2021	12/31/2022	5,000
Design	07/01/2021	05/31/2022	500,000
New Construction	10/01/2023	09/30/2025	25,500,000
Other	10/01/2023	09/30/2025	3,873,000
Planning	07/01/2021	05/30/2022	10,000
Total Capital Project Costs			29,888,000
Total O&M Costs			0
Total Capital & Operating Costs			29,888,000

Methods of Financing (Ensuing + 5 Years)

Funding Source	Amount
Federal Fund	20,858,000
General Obligation Fund	9,030,000
Highway Fund	0
Total Funding Requirements	29,888,000

CBS No: CBS-3239

Project Name: Lanai Baseyard Improvements

Department: Department of Public Works

District: Lanai

Project Type: Government Facilities

Anticipated Life: ???

Prior Years	Appr	Ensuing	Subsequent Years					Total
Expend/Encb	FY 2021	FY 2022	FY 2023	FY 2024	FY 2025	FY 2026	FY 2027	6-Year
167,632	0	900,000	0	0	0	0	0	900,000

PROJECT DESCRIPTION

Renovate Public Works baseyard facility in Lanai City. Planning, design, and construction to repair severe corrosion to the roof and siding of the Lanai Baseyard Building.

PROJECT JUSTIFICATION

The buildings used by the Highways Division employees for operations, maintenance and storage of equipment is deteriorated and requires significant renovations to continue to be usable.

STRATEGIC PLAN ALIGNMENT

Department's Strategic Plan	Countywide Priority Results
Goal #4: Provide maintenance services to county facilities and equipment under department's jurisdiction so that all facilities are safe and attractive.	

Operating Impact Narrative

No impact to operation.

FUNDING DETAILS

Phase Description	Fund Code	Appr	FY 2022	FY 2023	FY 2024	FY 2025	FY 2026	FY 2027
Renovations	GB	0	900,000	0	0	0	0	0

Schedule of Activities

Activity	Start	End	Amount
Renovations	07/01/2021	12/31/2022	900,000
Total Capital Project Costs			900,000
Total O&M Costs			0
Total Capital & Operating Costs			900,000

Methods of Financing (Ensuing + 5 Years)

Funding Source	Amount
General Obligation Fund	900,000
Total Funding Requirements	900,000

CBS No: CBS-4597

Project Name: Haiku Road Slope Stability Improvements

Department: Department of Public Works

District: Paia-Haiku

Project Type: Road Improvements

Anticipated Life: 20+ years

Prior Years	Appr	Ensuing	Subsequent Years					Total
Expend/Encb	FY 2021	FY 2022	FY 2023	FY 2024	FY 2025	FY 2026	FY 2027	6-Year
472,220	0	7,500,000	0	0	0	0	0	7,500,000

PROJECT DESCRIPTION

Slope stabilization and roadway improvements at three sites: (1) near Haiku Marketplace, (2) near intersection with Hog Back Road, and (3) near intersection with Hamana Place. Need to improve roadway safety by addressing damaged slope and single-lane traffic restriction at Site 1, and need for roadway widening at the other two sites. Geotechnical report states all sites do not have long-term slope stability.

PROJECT JUSTIFICATION

Enhance safety along Haiku Road with slope stability, shoulder, and guardrail improvements.

STRATEGIC PLAN ALIGNMENT

Department's Strategic Plan	Countywide Priority Results
Goal #2: Ensure that County roads and bridges meet or exceed applicable standards for accessibility and maintenance. Objective 2.1: Rehabilitate and maintain County road and bridge infrastructure to maximize lifespan and minimize maintenance costs.	A Suitable Public Infrastructure An Efficient, Effective, and Responsive Government A Prepared, Safe, and Livable County

Operating Impact Narrative

No impact on staffing or operating budget anticipated.

FUNDING DETAILS

Phase Description	Fund Code	Appr	FY 2022	FY 2023	FY 2024	FY 2025	FY 2026	FY 2027
New Construction	GB	0	7,500,000	0	0	0	0	0

Capital Improvement Program

Schedule of Activities			
Activity	**Start**	**End**	**Amount**
Design	07/01/2019	06/30/2021	0
New Construction	07/01/2021	12/31/2022	7,500,000
Total Capital Project Costs			7,500,000
Total O&M Costs			0
Total Capital & Operating Costs			7,500,000

Methods of Financing (Ensuing + 5 Years)	
Funding Source	**Amount**
General Obligation Fund	7,500,000
Highway Fund	0
Total Funding Requirements	7,500,000

CBS No: CBS-6060
Project Name: Kahekili Highway Slope Repair
Department: Department of Public Works
District: Wailuku-Kahului
Project Type: Road Improvements
Anticipated Life: 30 years

Prior Years	Appr	Ensuing	Subsequent Years					Total
Expend/Encb	FY 2021	FY 2022	FY 2023	FY 2024	FY 2025	FY 2026	FY 2027	6-Year
0	0	400,000	0	0	4,000,000	0	0	4,400,000

PROJECT DESCRIPTION

Funding for design to stabilize the eroding slope along the edge of Kahekili Highway in Kahakuloa at MP14.5.

PROJECT JUSTIFICATION

The slopes need to be repaired to keep the roadway intact and operational. Kahekili Highway is the only access to and from Kahakuloa.

STRATEGIC PLAN ALIGNMENT

Department's Strategic Plan	Countywide Priority Results
	A Suitable Public Infrastructure An Efficient, Effective, and Responsive Government A Prepared, Safe, and Livable County A Healthy and Sustainable Community

Operating Impact Narrative

No significant impact to staffing or operations anticipated.

FUNDING DETAILS

Phase Description	Fund Code	Appr	FY 2022	FY 2023	FY 2024	FY 2025	FY 2026	FY 2027
Design	HF	0	400,000	0	0	0	0	0
New Construction	GB	0	0	0	0	4,000,000	0	0

Capital Improvement Program

Schedule of Activities			
Activity	**Start**	**End**	**Amount**
Design	07/01/2021	07/01/2024	400,000
New Construction	07/01/2024	03/01/2025	4,000,000
Total Capital Project Costs			4,400,000
Total O&M Costs			0
Total Capital & Operating Costs			4,400,000

Methods of Financing (Ensuing + 5 Years)	
Funding Source	**Amount**
General Obligation Fund	4,000,000
Highway Fund	400,000
Total Funding Requirements	4,400,000

CBS No: CBS-6643

Project Name: Lower Honoapiilani Road Complete Streets

Department: Department of Public Works

District: West Maui

Project Type: Road Improvements

Anticipated Life: 30 years

Prior Years	Appr	Ensuing	Subsequent Years					Total
Expend/Encb	FY 2021	FY 2022	FY 2023	FY 2024	FY 2025	FY 2026	FY 2027	6-Year
0	0	500,000	0	0	0	0	1,600,000	2,100,000

PROJECT DESCRIPTION

Funding for the planning and preliminary design of complete streets and drainage improvements between Hoohui Road and Napilihau Road.

PROJECT JUSTIFICATION

Improve safety and promote multi-modal transportation on Lower Honoapiilani Road.

STRATEGIC PLAN ALIGNMENT

Department's Strategic Plan	Countywide Priority Results
Engineering Program: Goal 1: Establish an eco-friendly transportation system to enhance non-motorized transportation infrastructure which will promote health and wellness and reduce the County's dependence on fossil fuel. Goal 3: Identify and resolve traffic congestion and safety issues to address capacity and circulation issues.	An Efficient, Effective, and Responsive Government A Prepared, Safe, and Livable County A Healthy and Sustainable Community

Operating Impact Narrative

Some impacts due to the anticipated additional infrastructure.

FUNDING DETAILS

Phase Description	Fund Code	Appr	FY 2022	FY 2023	FY 2024	FY 2025	FY 2026	FY 2027
Design	HF	0	0	0	0	0	0	1,600,000
Planning	GF	0	500,000	0	0	0	0	0

Schedule of Activities

Activity	Start	End	Amount
Design	07/01/2026	06/30/2028	1,600,000
New Construction	07/01/2028	12/31/2029	0
Planning	07/01/2021	06/30/2023	500,000
Total Capital Project Costs			2,100,000
Total O&M Costs			0
Total Capital & Operating Costs			2,100,000

Methods of Financing (Ensuing + 5 Years)

Funding Source	Amount
General Fund	500,000
Highway Fund	1,600,000
Total Funding Requirements	2,100,000

Transportation

CAPITAL IMPROVEMENT PROJECTS

Mayor's Proposed Budget
FY 2022

This page has been intentionally left blank.

PROJECT DETAIL BY DEPARTMENT

					$ in 1000's		
					Fiscal Year		
District	Project Type	CBS No	Project Name	Fund	2022	2023-2027	6-Yr Total
Countywide	Other Projects	CBS-1039	Bus Stops and Shelters	GB	600	3,000	3,600
Wailuku-Kahului	Government Facilities	CBS-5021	Central Maui Transit Hub	GF	500	0	500
			Total: Department of Transportation		**1,100**	**3,000**	**4,100**
				FUNDING SOURCE			
				GB	600	3,000	3,600
				GF	500	0	500

*Note: Project sheets are included only for projects with FY 2022 funding.

Capital Improvement Program

CBS No: CBS-1039

Project Name: Bus Stops and Shelters

Department: Department of Transportation

District: Countywide

Project Type: Other Projects

Anticipated Life: 20 years

Prior Years	Appr	Ensuing	Subsequent Years					Total
Expend/Encb	FY 2021	FY 2022	FY 2023	FY 2024	FY 2025	FY 2026	FY 2027	6-Year
192,800	400,000	600,000	600,000	600,000	600,000	600,000	600,000	3,600,000

PROJECT DESCRIPTION

This project is to continue the implementation of planning, design and infrastructure construction to provide safe, comfortable and convenient transit amenities and facilities for the safety of the members of the community who use public transportation.

Bus stops are reviewed to determine if it meets the minimum qualifications for a bus stop improvement. The improvement is either installing a bus stop shelter with transit amenities or making site improvements for ADA compliance which may or may not include benches, solar lighting or other transit amenities. Based on Maui Bus Stop Planning and Design Services study done by KFH Group, bus stops with ridership equaling or exceeding 25 boardings per day are priority candidates for new shelters.

PROJECT JUSTIFICATION

This project will help remove barriers and possible risks associated with bus stops and increase the overall ridership of public transit. The infrastructure will also address the ADA requirements that are needed at the existing bus stops. The cost of improving each bus stop will vary based on its unique set of conditions.

STRATEGIC PLAN ALIGNMENT

Department's Strategic Plan	Countywide Priority Results
The legislative directives that have helped to frame the County of Maui Department of Transportation strategies are taken directly from the County Charter, the County of Maui Short Range Transit Plan, the Focus Maui Nui priority to improve transportation by working to reduce traffic, improve goals, and/or adopt public transportation and also the Key Priorities established by the Mayor which are to provide suitable public infrastructure and provide for a prepared, safe and livable county.	A Prepared, Safe, and Liveable County A Healthy and Sustainable Community

Operating Impact Narrative

Overall, this would add to the departments operations budget which would include maintenance and repair. Operating impact includes debt service payments for principal and interest.

Capital Improvement Program

FUNDING DETAILS

Phase Description	Fund Code	Appr	FY 2022	FY 2023	FY 2024	FY 2025	FY 2026	FY 2027
Design	GB	0	200,000	200,000	200,000	200,000	200,000	200,000
New Construction	GB	400,000	400,000	400,000	400,000	400,000	400,000	400,000

Schedule of Activities

Activity	Start	End	Amount
Design	07/01/2013	12/31/2028	1,200,000
New Construction	07/01/2013	12/31/2028	2,400,000
Total Capital Project Costs			3,600,000
Total O&M Costs			965,124
Total Capital & Operating Costs			4,565,124

Methods of Financing (Ensuing + 5 Years)

Funding Source	Amount
General Fund	0
General Obligation Fund	3,600,000
Total Funding Requirements	3,600,000

CBS No: CBS-5021

Project Name: Central Maui Transit Hub

Department: Department of Transportation

District: Wailuku-Kahului

Project Type: Government Facilities

Anticipated Life: 25 Years

Prior Years	Appr	Ensuing	Subsequent Years					Total
Expend/Encb	FY 2021	FY 2022	FY 2023	FY 2024	FY 2025	FY 2026	FY 2027	6-Year
4,848,379	2,300,000	500,000	0	0	0	0	0	500,000

PROJECT DESCRIPTION

The County of Maui Department of Transportation will be relocating its current Transit Hub from the Queen Ka'ahumanu Center (QKC) onto State land near Kane Street & Vevau Street in. Its new location will be across the street from QKC. MDOT and QKC have extended its License to Occupy to allow time for the construction of its new hub. Per the 2016 Maui Short Range Transit Plan (MSRTP), the new location and concept plan to replace the transfer center located at QKC Kahului should be given the highest priority. This location is already over capacity to support existing services and according to the MSRTP, more space is needed to accommodate additional buses at the transit hub. The proposed transit hub would have a ticket and security office along with ADA accessible restrooms, covered seating, bike racks, trash and recycle cans, and lighting.

The HHFDC, DAGs and the County are currently working together to explore the feasibility of a mixed use rental housing project (SCR 145, SLH 2017). With the new Maui Bus transit center being built near senior and affordable housing and future government services, the public transit network will link the Wailuku-Kahului region to outlying regions which has major implications on commerce and qualitative aspects of the region's urban environment.

FY2022 projects include: Utility connections; Installation of Security Camera System; Restoration of QKC facilities once the bus hub has been relocated; and a community requested Art Project for the new bus hub facility.

PROJECT JUSTIFICATION

MDOT is moving forward with the relocation of the transit hub from the Queen Ka'ahumanu Shopping Center to the new site off of Vevau Street in Kahului. County funds have been allocated for the planning, design and construction. The State has allocated construction funds as well. As the project moves forward with the build out, there is a need for additional construction funds.

It is imperative that the new transit hub gets built as there is a deadline on when the bus hub needs to be completely out of QKC. QKC has been very gracious and has been working with the department during this time of transition.

STRATEGIC PLAN ALIGNMENT

Department's Strategic Plan	Countywide Priority Results
This project is listed in the Maui Short Range Transit Plan.	A Suitable Public Infrastructure A Strong, Diversified Economy An Efficient, Effective, and Responsive Government A Prepared, Safe, and Livable County A Healthy and Sustainable Community

Operating Impact Narrative

The current Queen Ka'ahumanu Center (QKC) transit hub is the heart and keystone of the current system. Due to its hub and spoke system, this allows for riders to transfer between routes when the buses arrives at the transit hub. A new location is needed to be as close as possible in order to create minimal disruption to the existing bus service's hub and spoke system.

FUNDING DETAILS

Phase Description	Fund Code	Appr	FY 2022	FY 2023	FY 2024	FY 2025	FY 2026	FY 2027
New Construction	GB	2,300,000	0	0	0	0	0	0
New Construction	GF	0	500,000	0	0	0	0	0

Schedule of Activities

Activity	Start	End	Amount
New Construction	07/01/2019	12/31/2023	500,000
Other	07/01/2018	12/31/2023	0
Total Capital Project Costs			500,000
Total O&M Costs			0
Total Capital & Operating Costs			500,000

Methods of Financing (Ensuing + 5 Years)

Funding Source	Amount
General Obligation Fund	500,000
State Fund	0
Total Funding Requirements	500,000

This page has been intentionally left blank.

Water Supply

CAPITAL IMPROVEMENT PROJECTS

Mayor's Proposed Budget
FY 2022

This page has been intentionally left blank.

PROJECT DETAIL BY DEPARTMENT

					$ in 1000's		
					Fiscal Year		
District	Project Type	CBS No	Project Name	Fund	2022	2023-2027	6-Yr Total
Countywide	Water Supply	CBS-1075	Countywide Facility Improvements	WU	1,050	11,600	12,650
		CBS-2299	Countywide Upgrades and Replacements	WU	4,550	42,580	49,130
		CBS-4615	Countywide Water System Modification	WU	500	2,500	3,000
		CBS-6657	Acquisition of Wailuku Water Company Water System	WU	2,000	0	2,000
Wailuku-Kahului		CBS-1102	Waiehu Heights Well 1 Replacement	WU	0	3,475	3,475
		CBS-4622	Kahului Tank II	WU	860	0	860
		CBS-6650	Waihee Tank II	WR	415	5,500	5,915
West Maui		CBS-1092	West Maui Reliable Capacity	SRF	4,250	0	4,250
				WR	6,050	21,000	27,050
				WU	3,750	0	3,750
			Total: Department of Water Supply		**23,425**	**86,655**	**110,080**

FUNDING SOURCE

SRF	4,250	0	4,250
WR	6,465	26,500	32,965
WU	12,710	60,155	72,865

*Note: Project sheets are included only for projects with FY 2022 funding.

CBS No: CBS-1075

Project Name: Countywide Facility Improvements

Department: Department of Water Supply

District: Countywide

Project Type: Water Supply

Anticipated Life: 10 to 15 (pumps)/25 (electrical upgrade)/50 (tanks/pipes)

Prior Years	Appr	Ensuing	Subsequent Years					Total
Expend/Encb	FY 2021	FY 2022	FY 2023	FY 2024	FY 2025	FY 2026	FY 2027	6-Year
3,584,191	4,800,000	1,050,000	1,200,000	5,600,000	3,600,000	600,000	600,000	12,650,000

PROJECT DESCRIPTION

The Countywide Facilities Improvements project supports improvements that address critical infrastructure and facility issues at water treatment plants (WTP), well sites, water tank sites, booster pump station sites, and other DWS facilities. FY2022 anticipated projects include 1) Olinda WTP Underdrain System, 2) Lahaina WTP Finish waterline to Kahana Tank, 3) Sanitary Survey deficiencies issued by the State Department of Health, and 4) funding for any unforeseen projects critical to maintaining system operations and reliability.

PROJECT JUSTIFICATION

The Countywide Facilities are necessary to address critical infrastructure and facility issues to insure reliable and efficient water service to customers, and address Sanitary Survey deficiencies.

STRATEGIC PLAN ALIGNMENT

Department's Strategic Plan	Countywide Priority Results
Goal: Ensure facilities meet future needs. Objective(s): Minimize adverse impacts to the water system.	A Suitable Public Infrastructure An Efficient, Effective, and Responsive Government

Operating Impact Narrative

No impact is anticipated.

FUNDING DETAILS

Phase Description	Fund Code	Appr	FY 2022	FY 2023	FY 2024	FY 2025	FY 2026	FY 2027
Design	WU	150,000	200,000	600,000	0	0	0	0
New Construction	WU	4,650,000	850,000	600,000	5,600,000	3,600,000	600,000	600,000

Capital Improvement Program

Schedule of Activities			
Activity	**Start**	**End**	**Amount**
Acquisition	07/01/2020	12/31/2021	0
Design	07/01/2020	12/31/2021	800,000
New Construction	07/01/2020	12/31/2021	11,850,000
Total Capital Project Costs			12,650,000
Total O&M Costs			0
Total Capital & Operating Costs			12,650,000

Methods of Financing (Ensuing + 5 Years)	
Funding Source	**Amount**
Water Supply Fund - Unrestricted	12,650,000
Total Funding Requirements	12,650,000

CBS No: CBS-2299

Project Name: Countywide Upgrades and Replacements

Department: Department of Water Supply

District: Countywide

Project Type: Water Supply

Anticipated Life: 10 to 15 years (pumps);25 years (electrical); 50 years (piping, tanks, structures)

Prior Years	Appr	Ensuing	Subsequent Years					Total
Expend/Encb	FY 2021	FY 2022	FY 2023	FY 2024	FY 2025	FY 2026	FY 2027	6-Year
6,108,812	10,443,329	4,550,000	12,630,000	8,700,000	9,050,000	6,750,000	5,450,000	49,130,000

PROJECT DESCRIPTION

The Countywide Upgrades and Replacements project supports improvements that sustain the reliable operation of existing water infrastructure or mitigate inadequacies for existing and future demand with projects at water treatment plants (WTP), well sites, booster pump stations, tank sites, and waterlines. FY2022 anticipated projects include the Lower Kula Booster #1 Pump/Motor Replacement; Wailea Tank #2 Booster 1 and 2 Pump/Motor Replacement; Kula Ag Park Reservoir B Booster #2 Pump/Motor Replacement; Wailea Booster #2 Pump/Motor Replacement; Kamole WTP High Lift Booster Motor Replacement; Kepaniwai Well Pump/Motor Replacement; Kupaa Well Pump/Motor Replacement; Keanae Well #2 Pump/Motor Replacement; Napili Well A Pump/Motor Replacement; Kanaha Wells Motor Control Center Upgrade, Waipuka Wells Motor Control Center Upgrade, Kenolio Road Waterline Replacement/Upgrade, Wili Place Waterline Replacement/Upgrade andfunding for any unforeseen projects critical to maintaining system operations and reliability..

PROJECT JUSTIFICATION

The Countywide Upgrades and Replacements are necessary to provide water for existing and future demands, provide reliable and efficient service, and prevent any potential health and safety issues.

STRATEGIC PLAN ALIGNMENT

Department's Strategic Plan	Countywide Priority Results
Goal: Ensure facilities meet future needs. Objectives: Minimize adverse impacts to the water system.	A Suitable Public Infrastructure An Efficient, Effective, and Responsive Government

Operating Impact Narrative

No impact is anticipated.

Capital Improvement Program

FUNDING DETAILS

Phase Description	Fund Code	Appr	FY 2022	FY 2023	FY 2024	FY 2025	FY 2026	FY 2027
Design	WU	600,000	0	0	100,000	0	0	0
New Consruction	WR	1,582,329	0	0	0	0	0	0
New Construction	WU	8,260,000	4,550,000	12,630,000	8,600,000	9,050,000	6,750,000	5,450,000

Schedule of Activities

Activity	Start	End	Amount
Acquisition	07/01/2020	12/31/2021	0
Design	07/01/2021	12/31/2022	100,000
New Construction	07/01/2020	12/31/2021	47,030,000
Total Capital Project Costs			47,130,000
Total O&M Costs			0
Total Capital & Operating Costs			47,130,000

Methods of Financing (Ensuing + 5 Years)

Funding Source	Amount
Water Supply Fund - Restricted	0
Water Supply Fund - Unrestricted	47,130,000
Total Funding Requirements	47,130,000

CBS No: CBS-4615

Project Name: Countywide Water System Modification
Department: Department of Water Supply
District: Countywide
Project Type: Water Supply
Anticipated Life: 20 years

Prior Years	Appr	Ensuing	Subsequent Years					Total
Expend/Encb	FY 2021	FY 2022	FY 2023	FY 2024	FY 2025	FY 2026	FY 2027	6-Year
62,456	500,000	500,000	500,000	500,000	500,000	500,000	500,000	3,000,000

PROJECT DESCRIPTION

The Countywide Water System Modification supports all projects, including prior fiscal year, ensuing fiscal year, and unforeseen or emergency projects to efficiently provide clean and safe drinking water to customers. An effective CIP program demands an ability to respond to unanticipated planning, design, and construction issues in a timely manner.

PROJECT JUSTIFICATION

Funding of unanticipated planning, design, and construction issues in a timely manner is critical to prevent project delays and potential added cost due to delays in funding.

STRATEGIC PLAN ALIGNMENT

Department's Strategic Plan	Countywide Priority Results

Operating Impact Narrative

No impact is anticipated.

FUNDING DETAILS

Phase Description	Fund Code	Appr	FY 2022	FY 2023	FY 2024	FY 2025	FY 2026	FY 2027
New Construction	WU	500,000	500,000	500,000	500,000	500,000	500,000	500,000

Capital Improvement Program

Schedule of Activities			
Activity	**Start**	**End**	**Amount**
New Construction	07/01/2020	12/31/2021	3,000,000
Total Capital Project Costs			3,000,000
Total O&M Costs			0
Total Capital & Operating Costs			3,000,000

Methods of Financing (Ensuing + 5 Years)	
Funding Source	**Amount**
Water Supply Fund - Unrestricted	3,000,000
Total Funding Requirements	3,000,000

CBS No: CBS-4622

Project Name: Kahului Tank II

Department: Department of Water Supply

District: Wailuku-Kahului

Project Type: Water Supply

Anticipated Life: 50 years

Prior Years	Appr	Ensuing	Subsequent Years					Total
Expend/Encb	FY 2021	FY 2022	FY 2023	FY 2024	FY 2025	FY 2026	FY 2027	6-Year
1,750,000	860,000	860,000	0	0	0	0	0	860,000

PROJECT DESCRIPTION

Participate in the construction of new 2 million gallon storage tank with Maui Lani.

PROJECT JUSTIFICATION

The tank is necessary for the water supply system to accommodate existing and future demands, provide reliable and efficient service by limiting disruption in service, and prevent any potential health and safety issues.

STRATEGIC PLAN ALIGNMENT

Department's Strategic Plan	Countywide Priority Results
Goal: Ensure facilities meet future needs. Objectives: Minimize adverse impacts to the water system.	A Suitable Public Infrastructure An Efficient, Effective, and Responsive Government

Operating Impact Narrative

No impact is aniticipated.

FUNDING DETAILS

Phase Description	Fund Code	Appr	FY 2022	FY 2023	FY 2024	FY 2025	FY 2026	FY 2027
New Construction	WR	860,000	0	0	0	0	0	0
New Construction	WU	0	860,000	0	0	0	0	0

Schedule of Activities

Activity	Start	End	Amount
Design	09/01/2017	06/30/2020	0
New Construction	07/01/2021	12/31/2022	860,000
Total Capital Project Costs			860,000
Total O&M Costs			0
Total Capital & Operating Costs			860,000

Methods of Financing (Ensuing + 5 Years)

Funding Source	Amount
Water Supply Fund - Restricted	0
Water Supply Fund - Unrestricted	860,000
Total Funding Requirements	860,000

Capital Improvement Program

CBS No: CBS-6650

Project Name: Waihee Tank II

Department: Department of Water Supply

District: Wailuku-Kahului

Project Type: Water Supply

Anticipated Life:

Prior Years	Appr	Ensuing	Subsequent Years					Total
Expend/Encb	FY 2021	FY 2022	FY 2023	FY 2024	FY 2025	FY 2026	FY 2027	6-Year
0	0	415,000	0	5,500,000	0	0	0	5,915,000

PROJECT DESCRIPTION

Design to construct new 2 million gallon storage tank to improve distribution reliability and to add additional storage capacity for domestic and fire protection water demand for Central Maui Water System.

PROJECT JUSTIFICATION

A new tank is needed due to the increasing water demand in the Central Maui Water System. Additional storage allows the department to better respond to customer demand when performing repairs and maintenance of the various facilities.

STRATEGIC PLAN ALIGNMENT

Department's Strategic Plan	Countywide Priority Results
	A Healthy and Sustainable Community

Operating Impact Narrative

No impact is anticipated.

FUNDING DETAILS

Phase Description	Fund Code	Appr	FY 2022	FY 2023	FY 2024	FY 2025	FY 2026	FY 2027
Design	WR	0	415,000	0	0	0	0	0
New Construction	WR	0	0	0	5,500,000	0	0	0

Schedule of Activities

Activity	Start	End	Amount
Design	07/01/2021	06/30/2024	415,000
New Construction	07/01/2024	12/31/2025	5,500,000
Total Capital Project Costs			5,915,000
Total O&M Costs			0
Total Capital & Operating Costs			5,915,000

Methods of Financing (Ensuing + 5 Years)

Funding Source	Amount
Water Supply Fund - Restricted	5,915,000
Total Funding Requirements	5,915,000

CBS No: CBS-1092

Project Name: West Maui Reliable Capacity

Department: Department of Water Supply

District: West Maui

Project Type: Water Supply

Anticipated Life: 10 to 15 years (pumps);25 years (electrical); 50 years (piping, tanks, structures)

Prior Years	Appr	Ensuing	Subsequent Years					Total
Expend/Encb	FY 2021	FY 2022	FY 2023	FY 2024	FY 2025	FY 2026	FY 2027	6-Year
625,371	1,500,000	14,050,000	21,000,000	0	0	0	0	35,050,000

PROJECT DESCRIPTION

The West Maui Reliable Capacity project supports source, transmission, and storage expansion for the West Maui Water system. Includes West Maui Source Development projects.

PROJECT JUSTIFICATION

Development of the ground water wells are needed to replace existing surface water sources, as required by the Commission on Water Resource Management's Interim Inflow Stream Standard for Kanaha Stream.

STRATEGIC PLAN ALIGNMENT

Department's Strategic Plan	Countywide Priority Results
Goal: Ensure facilities meet future needs. Objective(s): Minimize adverse impacts to the water system.	A Suitable Public Infrastructure An Efficient, Effective, and Responsive Government

Operating Impact Narrative

FUNDING DETAILS

Phase Description	Fund Code	Appr	FY 2022	FY 2023	FY 2024	FY 2025	FY 2026	FY 2027
Design	WR	500,000	800,000	0	0	0	0	0
New Construction	SRF	0	4,250,000	0	0	0	0	0
New Construction	WR	1,000,000	5,250,000	21,000,000	0	0	0	0
New Construction	WU	0	3,750,000	0	0	0	0	0

Capital Improvement Program

Schedule of Activities			
Activity	**Start**	**End**	**Amount**
Acquisition	07/01/2020	06/30/2021	0
Design	01/01/2020	06/30/2021	800,000
New Construction	07/01/2021	12/31/2022	34,250,000
Total Capital Project Costs			35,050,000
Total O&M Costs			0
Total Capital & Operating Costs			35,050,000

Methods of Financing (Ensuing + 5 Years)	
Funding Source	**Amount**
State Revolving Loan Fund	4,250,000
Water Supply Fund - Restricted	27,050,000
Water Supply Fund - Unrestricted	3,750,000
Total Funding Requirements	35,050,000

CBS No: CBS-6657

Project Name: Acquisition of Wailuku Water Company Water System

Department: Department of Water Supply

District: Countywide

Project Type: Water Supply

Anticipated Life: 50+ years

Prior Years	Appr	Ensuing	Subsequent Years					Total
Expend/Encb	FY 2021	FY 2022	FY 2023	FY 2024	FY 2025	FY 2026	FY 2027	6-Year
0	0	2,000,000	0	0	0	0	0	2,000,000

PROJECT DESCRIPTION

Acquisition and related costs of the water system.

PROJECT JUSTIFICATION

To acquire the Wailuku Water system will assure a reliable source of surface water for the Central Maui Water system.

STRATEGIC PLAN ALIGNMENT

Department's Strategic Plan	Countywide Priority Results
Goal: Ensure facilities meet future needs. Objective(s): Minimize adverse impacts to the water system.	An Efficient, Effective, and Responsive Government A Suitable Public Intrastructure

Operating Impact Narrative

On-going repair and maintenance of the system.

FUNDING DETAILS

Phase Description	Fund Code	Appr	FY 2022	FY 2023	FY 2024	FY 2025	FY 2026	FY 2027
Acquisition	WU	0	2,000,000	0	0	0	0	0

Schedule of Activities

Activity	Start	End	Amount
Acquisition	07/01/2021	12/31/2022	2,000,000
Total Capital Project Costs			2,000,000
Total O&M Costs			970,465
Total Capital & Operating Costs			2,970,465

Methods of Financing (Ensuing + 5 Years)

Funding Source	Amount
Water Supply Fund - Unrestricted	2,000,000
Total Funding Requirements	2,000,000

Glossary

Mayor's Proposed Budget
FY 2022

This page has been intentionally left blank.

Glossary

Accrual Basis of Accounting	Method of accounting that recognizes the financial effect of transactions, events, and interfund activity when they occur, regardless of the timing of related cash flows.
Affordable Housing Fund	A Charter established fund used for the provision, protection and expansion of affordable housing and suitable living environments for residents of very low to gap income.
Agency	Any department, office, board, commission or other governmental unit.
Anticipated Life	The projected useful life (number of years) of a capital project.
Appropriation	An authorization granted by the legislative body of a government, which permits officials to incur obligations against and to make expenditures of governmental resources. Appropriations are usually made for fixed amounts and granted for a fiscal year period by the County Council.
Arbitrage	In the context of government finance, the reinvestment of the proceeds of tax-exempt securities (bonds) in materially higher-yielding taxable securities.
Assessed Value	The value placed on real and other property as a basis for levying property taxes.
Assets	Resources with present service capacity that the government presently controls.
Assigned Fund Balance	The portion of the net position of a governmental fund that represents resources set aside by the government for a particular purpose.
Authorized Positions	The maximum number of positions approved in the adopted operating budget.
Balanced Budget	As required by Charter, the Mayor must submit and the County Council must adopt a balanced budget by purpose of public expenditures. The County defines a balanced budget as “the total estimated revenues (from taxes, fees, and assessments, and other sources) shall equal the total appropriations (operating and capital expenditures).”
Bikeway Fund	All fees collected as authorized by HRS 249-14 and 249-14.5 for use in bikeway and related projects.
Bonds – General Obligation	A funding tool that is a written promise to pay a specific sum plus interest in the future, used to fund capital projects. A general obligation bond is secured by the county’s full faith and credit.
Bonds Rating	An evaluation of a bond issuer’s credit quality and perceived ability to pay the principal and interest on time and in full. Three agencies regularly review county bonds and generate bond rating: Fitch Ratings, Moody’s Investors Service and Standard and Poor’s Ratings Group.

Glossary

Budget	A plan of financial operation for a given period of time which is comprised of authorized expenditures (appropriations) and the proposed means of financing them (estimated revenues and available reserves).
Budget (Proposed and Adopted)	The Mayor submits a proposed budget to the County Council that reflects the expenditure and revenue levels for the coming fiscal year. When the Mayor and County Council have formally endorsed the expenditure and revenue levels, the proposed budget becomes the adopted budget, appropriating funds and establishing legal expenditure limits.
Budget Calendar	A schedule of key dates and milestones that a government follows in the preparation and adoption of the budget.
Budget Ordinance	The official enactment by the county creating an adopted budget to establish legal authority for county officials to expend and obligate resources.
Budgetary Basis of Accounting	The method of accounting applied to the budgetary accounts and the process used to determine when revenues and expenditures are recognized for budgetary purposes.
Budget Message	A message from the Mayor that includes general discussion of the budget presented in writing as part of the budget document. The budget message explains the principal issues against the background of financial trends and the priorities set forth in the budget.
Capital Improvement Project	Governmental effort involving expenditures and funding for the creation, expansion, renovation, or replacement of permanent facilities and other public assets having relatively long life. Expenditures within capital projects may include costs for the planning, design, and construction management; land; site improvements; utilities; construction; and the initial furnishings and equipment required to make a facility operational.
CBS No.	Unique identification number assigned to a project for tracking and Capital Budget System (CBS) purposes.
Capital Budget	A financial plan of capital project expenditures for the fiscal year beginning July 1. It incorporates anticipated revenues and appropriations included in the first year of the six-year Capital Improvement Program (CIP). It is adopted by the County Council as a part of the annual county budget.
Capital Expenditure	An amount expended for fixed asset acquisitions and improvements.
Capital Improvement Program (CIP)	A 6 year financial plan of capital improvement projects, their timing and cost. The CIP is designed to meet county infrastructure needs in a responsive and efficient manner with funding from a variety of sources.

Carryover Savings Unappropriated revenue and unencumbered balances of any appropriation in a fund at the end of the fiscal year. For budget purposes, this amount is included in the revenue estimates for the ensuing fiscal budget year. See also *Fund Balance*.

Charter Charter of the County of Maui (1983), as amended

Committed Fund Balance The portion of the net position of a governmental fund that represents resources whose use is subject to a legally binding constraint that is imposed by the government itself at its highest level of decision-making authority and that remains legally binding unless removed in the same manner.

Community Development Block Grant (CDBG) Grant funds allocated by the federal government to the County of Maui to use for the prevention and removal of slum and blight, and to benefit low- and moderate-income persons. The county disburses these funds through an annual application process open to all nonprofit organizations and county departments.

Comprehensive Annual Financial Report (CAFR) An audited and printed copy of the county's financial statement at the end of each fiscal year.

Countywide Costs Includes costs such as insurance, debt payments, interfund transfers and employee benefits.

Debt Service The interest and principal payments on bond issues and loans used to finance capital improvement projects.

Debt Service Requirement The amount of money required to pay interest and principal on outstanding debt and the required contributions to accumulate monies for future retirement of long-term bonds.

Department An operational and budgetary unit designated by the Charter to define and organize county operations, or a group of related operations within a functional area.

District One of eight community districts within Maui County: Hana, Paia-Haiku, Makawao-Pukalanai-Kula, Wailuku-Kahului, Kihei-Makena, West Maui, Lanai and Molokai. A designation of Countywide indicates the capital project money benefits or is used in more than one district.

Effectiveness Measure A criterion for measuring the degree to which the objective sought is attained.

Efficiency Measure The degree to which an entity, program, or procedure is successful at achieving its goals and objectives with the least use of resources. This

indicator reflects inputs used per unit or output and is typically expressed in terms of coast per until or productivity.

Employees' Retirement System (ERS), State of Hawaii — The Hawaii Employees' Retirement System provides retirement, disability and survivor benefits for all state and county employees.

Employer-Union Trust Fund (EUTF), Hawaii — A statewide entity that provides health and other benefit plans to state and county government employees and retirees.

Encumbrance — Legal commitments related to unperformed (executed) contracts and purchase orders for goods and services. At year-end, encumbrances represent a reservation on fund balance.

Enterprise Fund — A fund established to finance and account for the acquisition, operation, and maintenance of governmental facilities and services that are wholly or partially supported by user charges/fees.

Equipment — The cost of new and replacement equipment. Capitalized equipment includes equipment that costs more than $1,000, and capital leases, vehicles and computers.

Equivalent Personnel (E/P) — A part- or full-time position converted to the decimal equivalent of a full-time position. Employee hours are translated into an equivalent full-time position. For example, one full-time person = 1.0 E/P and one half-time person = 0.5 E/P. A full-time position is equal to 2,080 scheduled hours of work during the fiscal year. Also known as Full-Time Equivalent (FTE)

Estimated Revenue — The budgeted projected revenues, which are expected and realizable during the budget fiscal year, to finance all or part of planned expenditures.

Expansion — An increase in the scope of a program that results from enhanced or a new service or activity.

Expenditure — The outflow of funds paid, or to be paid, for goods and services received during the current period. Note: an encumbrance is not an expenditure; rather it represents a reservation on fund balance.

Federal Aid — Funds received from the federal government, usually related to highway and public transportation system projects. Generally, federal funds are provided at the rate of 80% to 20% county match for qualifying projects.

Federal Funds — Funds provided to the county by the federal government.

FICA — Federal Insurance Contributions Act, a payroll expenditure representing Social Security tax. Medicare payments are made through the EUTF.

Fiduciary Fund A category of funds used to report assets held in a trustee or agency capacity for others and which therefore cannot be used to support the government's own programs. The fiduciary fund category includes investment trust funds, private-purpose trust funds, and agency funds.

Fiscal Year The 12-month period to which the annual operating budget applies, at the end of which a government determines its financial position and the results of its operations. The County of Maui operates on a fiscal year from July 1 through June 30.

Fixed Asset Assets of a long-term character that are intended to continue to be held or used. Examples of fixed assets include items such as land, buildings, machinery, furniture, and other equipment.

Fringe Benefits Payments made by the county to cover social security, retirement, health insurance, workers' compensation, and other benefits for its employees and retirees.

Full-Time Equivalent (FTE) The standardized unit of measurement of staffing equal to 2,080 hours of work per year. Also known as Equivalent Personnel (E/P)

Fund An accounting devise established to control the receipt and disbursement of revenues for the purpose of implementing specific activities or achieving certain objectives in accordance with special regulations, restrictions, or limitations, and constituting an independent fiscal and accounting entity. There are three major fund types: governmental, proprietary, and fiduciary.

Fund Balance For this budget purpose, fund balance is defined as any unappropriated revenue and unencumbered balance of any appropriation in the respective funds at the end of the fiscal year that is available for appropriation. The fund balance at the end of the fiscal year immediately preceding the ensuing fiscal year is transferred to estimated revenues as carryover savings in the ensuing fiscal year, as the County Charter provides that such funds shall be available for appropriation for the succeeding year or years. See also *Carryover Savings.*

General Fund The primary operating fund of a governmental organization that accounts for activities and services not required to be accounted for in another fund, and traditionally associated with governments, such as police and fire service, which are financed primarily through tax, intergovernmental and other non-exchange revenues.

General Obligation Bond Fund Funds for major capital projects provided by a bond secured by the pledge of the county's full faith, credit, and taxing power.

Generally Accepted Uniform minimum standards and guidelines for accounting and reporting.

Glossary

Accounting Principles (GAAP)	These standards govern the form and content of the annual financial statements of an entity.
Goals	Goals are broad statements of intent linked to the accomplishment of the overall countywide mission. They define the department's customers and its response to their needs and wants.
Government Finance Officers Association (GFOA)	Organization whose purpose is to enhance and promote the professional management of governments for the public benefit by identifying and developing financial policies and best practices and promoting their use through education, training, facilitation of member networking and leadership.
Governmental Accounting Standards Board (GASB)	The primary authoritative body on the application of GAAP to state and local governments.
Governmental Fund	A major fund type generally used to account for tax-supported activities. Governmental funds use the modified accrual basis of accounting.
Grants / Grants Revenue	A financial contribution by the county, state, federal or private organizations to support a particular purpose. The county receives as well as distributes grants. Grant funds are legally restricted to expenditures for specific purposes and provide a cost sharing alternative for programs and projects.
Hawaii Revised Statutes	Laws and statutes, as established and amended governing the State of Hawaii, its people and political jurisdictions such as the County of Maui.
Highway Fund	Funding provided by the county's fuel tax, public utility franchise tax, and the motor vehicle weight tax. These taxes may be used for highway and mass transit related projects and services.
Inflationary Factor	Ratio applied to prior actual expenditures for Water, Sewer, Electricity, Gasoline and Diesel Fuel to more appropriately budget for the upcoming fiscal year. Application can either increase or decrease the budget from the previous budget year. See Reader's Guide to the Budget section for current factors.
Infrastructure	Public domain fixed assets such as roads, bridges, wastewater systems, sidewalks and drainage systems.
Interfund / Interdepartmental Transfer	Governmental accounting transfers of revenue between funds. These transfers include overhead, fringe benefits and debt service charges as well as supplemental transfers from the General Fund for special fund operations and CIP.

Keiki A Hawaiian term meaning child or children.

Lapse The automatic termination of the authority to expend money or incur obligations granted earlier by an appropriation. Except for continuing or indefinite appropriations, an appropriation is made for a certain period of time. At the end of that period, any unexpended or unencumbered balance thereof lapses unless otherwise provided by law.

Lapsed Bond Funds Proceeds from a prior issuance of general obligation bonds that have lapsed and have been made available for appropriation.

Liability Debt or other legal obligations arising out of transactions in the past that must be liquidated, renewed or refunded at some future date. Note: the term does not include encumbrances.

Major Fund Governmental fund or enterprise fund reported as a separate column in the basic fund financial statements and subject to a separate opinion in the independent auditors report.

Mandate Legislation passed by the state or federal government requiring action or provision of services and/or programs. Examples include the Americans with Disabilities Act (ADA), which requires actions such as physical facility improvements.

Mauka A Hawaiian term used in giving directions, mauka means toward the mountains or on the mountain side of the road.

Mission Statement A mission statement defines the purpose of work and calls attention to what is important. It forms the foundation for the management plan and makes possible clear and realistic goals and objectives. It is the foundation for priorities, strategies, performance and results.

Modified Accrual Basis of Accounting The basis of accounting used by the County in which revenues are recognized when they become both “measurable” and “available to finance expenditures of the current period.” Expenditures are recognized when the related fund liability is incurred except for inventories, prepaid insurance, certain employee benefits, and principal and interest.

Non-spendable Fund Balance The portion of the net position of a governmental fund that cannot be spent either because the underlying resources are not in spendable form or because the government is legally or contractually required to maintain the resources intact.

Object Code A numeric code that is used to categorize the expense or revenue type of a transaction.

Glossary

Objective Quantified, outcome-based statements of what will be accomplished during the budget year. These annual performance goals are specific, measurable, time-bound, and realistic, yet challenging. Objectives cover day-to-day activities as well as one-time initiatives.

Ohana A Hawaiian term meaning family.

Operating Budget A financial plan for the operation of government and the provision of services for the fiscal year. Excuded from the operating budget are funds appropriated in the capital budget.

Operating Deficit The deficiency of operating revenues under expenditures during a single accounting period.

Operating Impact Narrative Defines the potential project and describes the major benefits or reasons why this project is requires.

Operating Surplus The excess of operating revenues over operating expenditures during a single accounting period.

Operations Those costs, other than expenditures for personnel costs and capital outlay, which are necessary to support the operation of the organization, such as materials and supplies, contracted services and other miscellaneous costs.

Operations Special Costs Expenditures such as grants, contracts, or interfund transfers which have been reported separately from the normal operating expenditures of a department for informational purposes.

Ordinance A law established by the County. The County's budget is adopted by ordinance.

Other Fund Funds sources for capital projects which are not included other fund types, including private grant funds.

Other Post-Employment Benefits (OPEB) The GASB adopted Statements 43 and 45 which require state and local governments to account for the value of liabilities accrued over an employee's working lifetime and for the values of those benefits to be reported annually on the CAFR. OPEB includes medical, prescription drug, dental, vision and life insurance benefits.

Park Assessment Fund Derived from park assessments in lieu of land, that is paid to the county as a condition of the approval of a subdivision. The funds may be used for the purpose of providing parks and playgrounds to the specific community district that the fund derived from.

Glossary

Performance Term commonly used to describe both the doing of work and what is achieved or accomplished.

Performance Measure The use of program indicators, including output and outcome measures, and other program data to assess the efficiency and effectiveness of program activity.

Position A post of employment. Positions are categorized as Permanent, Temporary, or Contract and includes employment appointments that are civil service and non-civil service.

Prior Appropriation Funding for a capital project appropriated in any prior year. Amounts for prior appropriation may not be reflected in yearly recurring projects.

Program A group of activities, operations or organizational units organized to accomplish specific purposes, goals or objectives. It is a distinct functional and budgetary unit within a department, consisting of a significant service provided using county resources.

Program Budgeting A method of budgeting that focuses on services provided to customers at the functional (or program) level.

Program Measure The end result of a program. They are specific data that give the program a way to measure the program's progress towards achieving its goals and objectives.

Project Description Description of the capital project, the type of work will be done and other relevant information regarding the project.

Project Phase Estimated capital project costs in including: Acquisition-land or Building, Planning, Design, New Construction, and Renovations.

Project Type One of eight types of capital projects including: Drainage, Government Facilities, Other, Parks and Recreation, Road Improvements, Sanitation, Sewer, and Water Supply.

Proprietary Fund Funds that focus on the determination of operating income, changes in net position (or cost recovery), financial position, and cash flows. There are two types of proprietary funds: enterprise funds and internal service funds.

Real Property All land and the improvements upon it including buildings, other structures, fences and any fixtures attached to them which cannot be removed without substantial damage to such land and improvements.

Recurring Expense Normal expenses that are incurred in normal day-to-day operations occurring periodically.

Reserves Accumulated funds legally restricted or otherwise designated by administration and/or County Council for specific purposes.

Resolution A special or temporary order of legislative body; an order of a legislative body requiring less legal formality than an ordinance or statute.

Resources Amount available for appropriation including estimated revenues, interfund transfers and unreserved fund balances.

Restricted Fund Balance The portion of the net position of a governmental fund that represents resources subject to externally enforceable constraints.

Restricted Water Supply Fund Established for the water system development fees collected from new users. This is a fees imposed on applicants for new services to fund a portion of costs to construct water system improvements or to recover the cost of existing water systems made from anticipation of additional demand on the systems.

Results Based Budgeting Management approach focused on achievement results and improving performance.

Revenue Receipts received from various sources used to finance expenditures. Major sources include real property tax, the transient accommodations tax, fuel tax, utility charges and various user fees.

Revenue Bond A bond sold to construct a project that will produce revenues pledged for the repayment of principal and related interest.

Revolving Fund A fund used to finance certain goods and services provided by county agencies on a self-supporting basis. It is used to pay for the cost of goods and services and is replenished through charges made for those goods or services or through transfers from other accounts or funds.

Salaries A character of Expenditure. The amount budgeted or paid to county employees. The amounts may include regular pay, overtime and other premium pays as required by statute and collective bargaining agreements.

Special Assessment A charge made against certain properties to help pay for all or part of the cost of a specific capital improvement project. Includes park land or a monetary assessment fee received from new developments.

Special Revenue Fund Resources which are dedicated or set aside by law for a specified object or purpose, but excluding the general fund and revolving and trust funds.

Solid Waste Fund Funding provided by fees associated with landfill disposal and refuse

collection.

Start/End Date Dates each capital project phase is anticipated to be started and completed.

State Fund Funding received from the state agencies as grant awards or contracts.

State Revolving Loan Fund Funding available from State Revolving Fund program administered by the State Department of Health that provides low interest loans to fund construction of drinking water and wastewater infrastructure projects to achieve or maintain compliance with federal Clean Water and Drinking Water acts.

Strategic Plan Alignment The linkage of a proposed project to the department's strategic plan, the Mayor's vision, and the county's General Plan or Island Plans.

Transient Accommodations Tax (TAT) A tax on gross rental or gross rental proceeds derived from the furnishing of transient accommodations. Applicable only to rental of such accommodations for less than 180 days. Also known as the hotel room tax.

Trust Fund A fund used to account for assets held by the county as a trustee or agent for individuals, private organizations, other governmental units, and/or funds and which was created or established by a gift, grant, contribution, devise, or bequest that limits the use of the fund to designated objects or purposes.

Unassigned Fund Balance The residual classification for the government‘s general fund and includes all spendable amounts not contained in the other classifications.

Unrestricted Fund Balance The difference between total fund balance in a governmental fund and its non-spendable and restricted components. Includes committed, assigned and unassigned amounts.

Unrestricted Water Supply Fund Established to set aside water revenues for services provided to fund capital projects related to system repairs, maintenance and facility replacements.

User Fees Fees for a public service paid for the use of the service.

Wastewater Fund Funding provided by sewer assessment and user fees and can only be used for wastewater-related operations and capital projects. Also known as Sewer Fund.

Vision View of the County's strategic direction and desired future. It is a guiding concept for what the County is trying to do and to become.

Capital Budget Glossary

Acronyms

ADA	American with Disabilities Act
BW	Bikeway Fund
CAFR	Comprehensive Annual Financial Report
CIP	Capital Improvement Progam
CML	Central Maui Landfill
CMLC	Concrete Mortar Lined & Coated
DIP	Ductile Iron Pipe
DMVL	Division of Motor Vehicle & Licensing
DWS	Maui Department of Water Supply
EA	Environmental Assessment
EIS	Environmental Impact Statement
EOC	Emergency Operation Center
FD	Federal funds
FHWA	Federal Highway Administration
GAAP	Generally Accepted Accounting Principles
GASB	Governmental Accounting Standards Board
GB	General Obligation Bond
GF	General Fund
GFOA	Government Finance Officers Association
GIS	Geographic Information System
HF	Highway Fund
HRS	Hawaii Revised Statutes
LBF	Lapsed Bond Funds
MGD	Million Gallons Per Day
MRF	Material Recovery Facility, related to recycling waste
NRCS	Natural Resource Conservation Service

Capital Budget Glossary

Acronyms (Cont'd)

OG	Other grant fund sources not identified in other funding codes
OPEB	Other Post-Employment Benefits
PA	Park assessment funds paid to the county as a condition of the approval of a subdivision. The funds may be used for the purpose of providing parks and playgrounds.
PER	Preliminary Engineering Report
PVC	Poly Vinyl Chloride
QBS	Qualifications Base Selection, for engineering and architectural services
RAS	Return Activated Sludge
SCADA	System Control and Data Acquisition
SMA	Special Management Area, the area of islands that are in close proximity to the shoreline
SRF	State Revolving Loan Fund for Water and Wastewater projects
ST	State funded projects
SW	Solid Waste Fund
UV	Ultra Violet
WF	Wastewater Fund or Sewer Fund
WR	Restricted Water Supply Fund
WTP	Water Treatment Plant
WU	Unrestricted Water Supply Fund
WWPS	Wastewater Pump Station

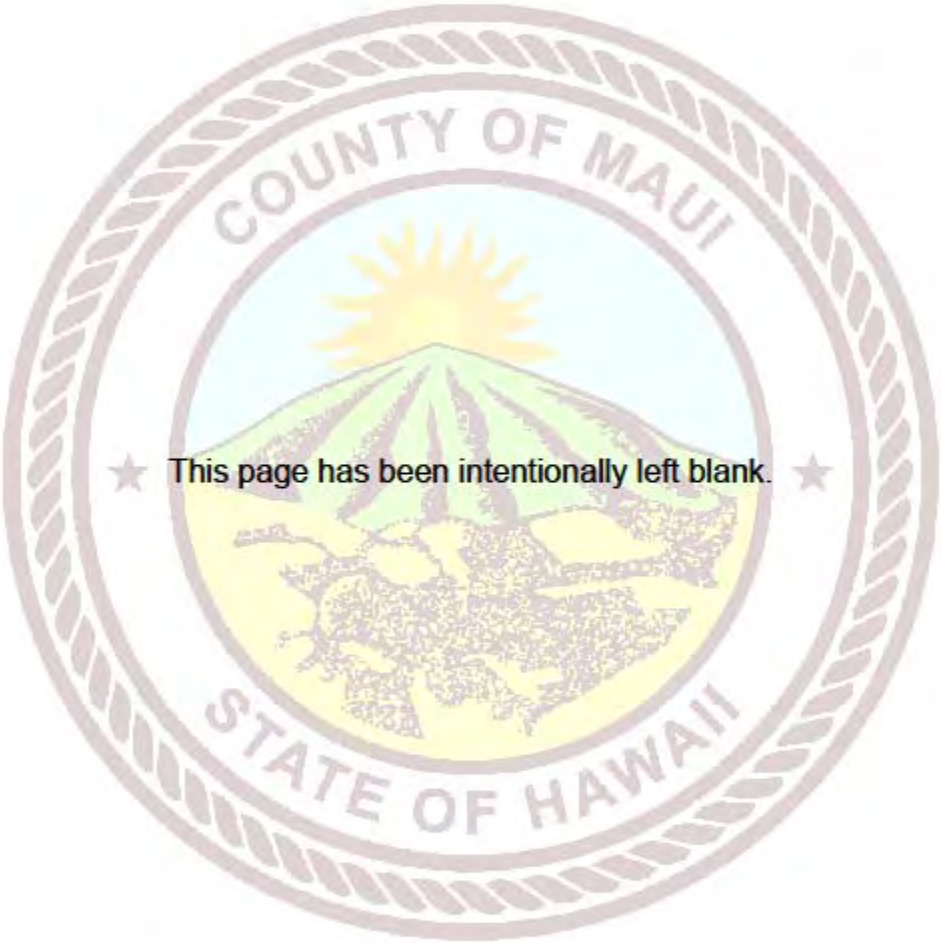
COUNTY OF MAUI
This page has been intentionally left blank.
STATE OF HAWAII