


MICHAEL P. VICTORINO
Mayor

SCOTT K. TERUYA
Director

MAY-ANNE A. ALIBIN
Deputy Director



DEPARTMENT OF FINANCE
COUNTY OF MAUI
200 S. HIGH STREET
WAILUKU, MAUI, HAWAII 96793
www.mauicounty.gov

RECEIVED

2021 AUG 17 PM 3:51

OFFICE OF THE
COUNTY CLERK

August 17, 2021

Honorable Michael Victorino
Mayor, County of Maui
200 South High Street
Wailuku, Hawaii 96793

APPROVED FOR TRANSMITTAL

Michael P. Victorino 8/17/21
Mayor Date

For Transmittal to:

Honorable Alice L. Lee, Chair
and Members of Maui County Council
200 South High Street
Wailuku, Hawaii 96793

Dear Chair Lee and Members:

**SUBJECT: SUMMARY OF TOTAL FUNDED INDEBTEDNESS AS OF CLOSE OF
BUSINESS JULY 1, 2021**

In accordance with Section 47C-2 of the Hawaii Revised Statutes, attached herewith is the Summary of Total Funded Indebtedness of the County's Outstanding and Unpaid as of July 1, 2021 ("Summary"), with supporting schedules detailing the bonds and loans included in the Summary.

I, as the Finance Director, along with the Corporation Counsel of the County of Maui, and the Chair of the Maui County Council's Budget, Finance, and Economic Development Committee have certified and concurred with the Summary. The financial findings and figures reported are based upon the records of the director's office and thus, pending the completion of the Comprehensive Annual Financial Report as of June 30, 2021.

Should you have any questions, please feel free to contact me at extension no. 7474 or May-Ann Alibin, Deputy Director at extension no. 7475.

Sincerely,

A handwritten signature in blue ink, appearing to read "Scott K. Teruya".

SCOTT K. TERUYA
Director of Finance

Handwritten initials "SKT" in blue ink.

SKT:jk

Attachments


COUNTY COMMUNICATION NO. 21-434

COUNTY OF MAUI
SUMMARY OF TOTAL FUNDED INDEBTEDNESS
OUTSTANDING AND UNPAID AS OF JULY 1, 2021 (UNAUDITED)
BASED UPON RECORDS OF THE DIRECTOR OF FINANCE

PRINCIPAL AMOUNT OF OUTSTANDING
COUNTY OF MAUI BONDS AND LOANS:

General Obligation Bonds (Schedule 1)	\$261,462,517
General Obligation Bonds – Water Supply (Schedule 2)	16,062,483
Loans Payable (Schedule 3)	<u>141,164,496</u>
TOTAL – PRINCIPAL AMOUNT OF OUTSTANDING BONDS AND LOANS	<u><u>\$418,689,496</u></u>


CONCURRENCE AS TO ALL LEGAL
FINDINGS UPON WHICH SUCH SUMMARY
AND SCHEDULES ARE BASED:




Moana Lutey
Corporation Counsel

CONCUR:

CERTIFIED TO BE TRUE AND CORRECT:



Keani Rawlins-Fernandez
Budget, Finance, and Economic Development
Committee Chair
Maui County Council



Scott K. Teruya
Director of Finance

DETAILED STATEMENT OF FUNDED INDEBTEDNESS
SCHEDULE 1

DETAILED STATEMENT OF FUNDED INDEBTEDNESS - GENERAL OBLIGATION BONDS

As of July 01, 2021

GENERAL OBLIGATION BONDS	Interest Rate	DATE OF MATURITY ⁽¹⁾	ORIGINAL AMOUNT OF ISSUE ⁽²⁾	AMOUNT OUTSTANDING 7/01/2021
2012 Series A, B, D - 11/14/12	2.00-5.00%	06/01/32	56,885,000	29,969,660
2014 Series A, B, D, E 6/26/14	2.00-3.25%	06/01/34	61,875,000	36,395,000
2015 Series A, B, C, D 9/1/15	3.00-5.00%	09/01/35	54,726,764	31,830,616
2018 Series A, B, D, E - 10/10/18	3.00-5.00%	09/01/38	102,275,000	89,200,000
2020 Series A, B - 9/23/20	2.00-5.00%	03/01/40	74,065,802	74,067,241
TOTAL - GENERAL OBLIGATION BONDS			\$349,827,566	\$261,462,517

NOTES:

⁽¹⁾ For outstanding general obligation bonds only.

⁽²⁾ Less refunded bonds.

DETAILED STATEMENT OF FUNDED INDEBTEDNESS**SCHEDULE 2****DETAILED STATEMENT OF FUNDED INDEBTEDNESS - GENERAL OBLIGATION WATER BONDS****As of July 01, 2021****BASED UPON THE RECORDS OF THE DIRECTOR OF FINANCE**

GENERAL OBLIGATION BONDS	Interest Rate	DATE OF MATURITY	ORIGINAL AMOUNT OF ISSUE	AMOUNT OUTSTANDING 7/01/2021
2012 Series B, C - 11/1/12	3.00-5.00%	06/01/32	13,365,000	4,815,340
2014 Series C - 6/26/14	3.00-3.25%	06/01/34	6,795,000	5,005,000
2015 Series A, B, C, D - 9/1/15	3.00-5.00%	09/01/35	5,428,236	2,334,384
2018 Series C - 10/10/18	3.00-5.00%	09/01/38	4,040,000	3,555,000
2020 Series A - 9/23/20	5.00%	03/01/30	354,198	352,759
TOTAL - GENERAL OBLIGATION WATER BONDS			\$29,982,434	\$16,062,483

DETAILED STATEMENT OF FUNDED INDEBTEDNESS

SCHEDULE 3

DETAILED STATEMENT OF FUNDED INDEBTEDNESS - LOANS PAYABLE

As of July 01, 2021

BASED UPON THE RECORDS OF THE DIRECTOR OF FINANCE

LOANS PAYABLE	SRF #	Interest Rate	DATE OF MATURITY	TOTAL LOAN AMOUNT	AMOUNT OUTSTANDING 7/01/2021
Wailuku/Kahului WW PS Forcemain Replc	C150052-19	0.750%	04/15/28	9,931,786	3,698,631
CW Pump Stn Renovation	C150052-28	0.750%	03/15/29	928,608	419,405
Islandwide EPA Consent Decree Sewer Rehab	C150052-31	0.750%	10/15/28	8,438,770	3,369,609
Wailuku/Kahului WWRF Elec & Solid Mod	C150052-32	0.750%	08/15/28	2,000,000	790,801
Central Op & Maint Facility	C150052-33	0.750%	08/15/33	500,000	323,493
Wailuku-Kahului FM Replacement	C150052-35	1.000%	07/15/33	3,621,040	2,367,575
Alamaha FM Replacement	C150052-40	0.750%	08/15/32	1,128,000	677,719
Paia WWPS FM Replacement	C150052-48	1.000%	01/15/36	1,734,738	1,362,758
Waiehu WWPS FM Replacement	C150052-50	1.000%	03/15/37	827,136	690,117
Wailuku Kahului WWRF Solids Bldg Reno	C150052-60	1.000%	03/15/40	657,606	627,671
Wailuku-Kahului WWRF Filter Modification	C150052-61	1.000%	05/15/36	4,594,179	3,722,920
Lahaina WW Pump Station #1 Mod	C150054-06	0.750%	09/15/29	7,050,000	2,827,889
Lahaina WW Pump Station #4 Mod	C150054-09	0.750%	05/15/27	1,700,000	553,267
Lahaina WWPS #2	C150054-10	1.000%	02/15/34	4,478,103	2,915,270
Front St Sewer Rehab	C150054-11	0.750%	01/15/29	447,454	198,235
Lahaina Pump Station # 5&6	C150054-12	0.750%	02/15/26	3,300,000	886,951
Lahaina WWRF Modification State 1A	C150054-22	1.000%	04/15/39	45,210,090	42,122,358
West Maui Recycled Water	C150054-23	0.750%	04/15/33	3,205,090	779,592
Hyatt/Kaanapali Force Main Replacement	C150054-25	0.750%	01/27/30	1,737,541	821,441
Lahaina #3 FM Replacement	C150054-28	0.750%	07/15/33	4,719,007	3,076,138
Hawaiian Home FM Replacement	C150054-31	1.000%	04/15/37	2,240,000	1,885,813
CW Pump Station Renovation	C150054-34	1.000%	07/15/33	4,023,751	2,791,444
South Maui Recycled Water Dist	C150077-17	1.000%	11/15/34	2,543,970	1,779,830
SM Recycled Water System 2nd Tank	C150077-16	1.000%	11/15/39	3,779,900	3,601,553
Kihei #2 Force Main Replacement	C150077-20	0.750%	08/15/31	1,022,919	540,188
Kihei #10 FM Replacement	C150077-22	1.000%	07/15/36	1,620,000	1,273,420
Kihei #16 PS Rehab & FM Replacement	C150077-24	1.000%	11/15/39	5,020,565	4,785,926
Kulanihakoi Street Recycled Water	C150077-25	1.000%	05/15/37	1,473,064	1,238,383
Wailuku Well Development	DW212-0009	2.000%	04/15/34	2,000,000	1,383,644
Uluniu Road & Ewa Place Waterline Replc	DW212-0010	2.000%	04/15/32	850,000	140,529
Iao Water Treatment Facility Replacement	DW212-0015	1.000%	01/15/39	21,479,525	19,475,483
Wailuku Heights Tank	DW212-0018	2.000%	03/15/38	1,804,849	1,614,730
Kaupakalua Road Waterline Replc	DW213-0009	2.000%	04/15/33	846,047	540,324
Haliimaile Tank Replacement	DW213-0015	2.000%	01/15/35	674,167	505,133
Waikamoi Flume Repair/Replc	DW215-0003	1.000%	05/15/33	7,963,427	4,949,718
Olinda Water Treatment Plant	DW215-0004	2.000%	08/15/33	1,283,418	104,087

DETAILED STATEMENT OF FUNDED INDEBTEDNESS

SCHEDULE 3

DETAILED STATEMENT OF FUNDED INDEBTEDNESS - LOANS PAYABLE

As of July 01, 2021

BASED UPON THE RECORDS OF THE DIRECTOR OF FINANCE

LOANS PAYABLE	SRF #	Interest Rate	DATE OF MATURITY	TOTAL LOAN AMOUNT	AMOUNT OUTSTANDING 7/01/2021
Phase 6 Booster Pump Upgrades	DW215-0009	1.500%	03/15/38	4,000,000	1,879,559
Kula 200 #1 Tank Replacement	DW215-0010	2.000%	04/15/35	749,330	550,513
Wakiu Well Replacement	DW217-0005	1.500%	08/15/32	2,006,056	1,355,675
Kualapuu MCC Upgrades	DW233-0002	2.000%	03/15/38	500,000	424,737
Piihola Water Treatment Plant Imprv	DW247-0004	1.500%	10/15/33	4,283,817	2,809,321
Omaopio 2.1 MG Tank Replacement	DWS247-008	1.500%	03/15/38	4,094,686	3,685,440
Source Generator Installation	MDWS-0001	2.000%	03/15/37	1,200,000	1,019,415
Maui DWS Water System Imprv	MDWS-0002	1.750%	08/15/39	3,491,000	3,339,665
Molokai Integrated Solid Waste Facility Phase 3	NPS0041-07	0.750%	01/15/29	3,241,038	1,391,031
Central Maui Landfill Gas Collection	NPS0052-39	0.750%	07/15/28	3,502,173	1,389,739
CML Phase V Gas Collection NPS	NPS0052-62	1.250%	10/15/36	1,683,238	1,375,008
CML Phase V-B Extension	NPS0052-64	1.250%	12/15/38	3,337,611	3,102,351
TOTAL STATE REVOLVING FUND LOANS				\$196,923,699	\$141,164,496